APPENDIX A

IDW DOCUMENTATION

MALCOLM PIRNIE

INDEPENDENT ENVIRONMENTAL
ENGINEERS, SCIENTISTS
AND CONSULTANTS

A

APPENDIX

WASTE MANAGEMENT

PLEASE CALL LANDFILL 24 HRS IN ADVANCE WITH SHIPPING NOTICE.

NON - HAZARDOUS WASTE MANIFEST 9503/6154 D

FOR OFFICE USE ONLY
Customer Acct. No.
Ticket No.

GENERATOR

WM- 087156

Name Romic Environmental Tech
Address 620 W. Allison Rd.
Chandler, Az 85286
Phone No. 800-952-5260

Generating Location # Same FSC087156
Please fax weight ticket to
Erika Preston @ 520-796-6254
I.D. No.

					UNIT
BFS	05 11 12 13	Non-RCRA-Non-Haz Solid (Soil) Bin # B1001	1	85 yd	D - DRUM B - BAG C - CARTON T - TONS Y - YARDS O - OTHER
		Control # 6059	PO # 12667		

I hereby certify that the above listed material(s), is (are) not a hazardous waste as defined by 40CFR Part 261; That each waste has been properly described, classified and packaged, and is in proper condition for transportation according to applicable regulation.

Erika Preston — 1/25/06 — Erika L Preston
AUTHORIZED AGENT'S NAME (PRINT) — DATE — SIGNATURE

CONTRACTOR

Name _____ Phone No. _____

Address _____

I hereby certify that the above listed material(s), is (are) not a hazardous waste as defined by 40CFR Part 261 or any applicable state law; That each waste has been properly described, classified and packaged, and is in proper condition for transportation according to applicable regulation.

AUTHORIZED AGENT'S NAME (PRINT) — DATE — SIGNATURE

TRANSPORTER

PO # 12664

Name Triad Transport
Address 3134 W. Durango
Phoenix, AZ 85009

Phone No. 602-353-9080
Driver's Name
Vehicle's No.

I hereby certify that the above listed material(s), is (are) not a hazardous waste as defined by 40CFR Part 261 or any applicable state law; That each waste has been properly described, classified and packaged, and is in proper condition for transportation according to applicable regulation.

1-25-06 — [signature] — 1-25-06 — [signature]
SHIPMENT DATE — DRIVER'S SIGNATURE — DELIVERY DATE — DRIVER'S SIGNATURE

DISPOSAL FACILITY

- [x] BUTTERFIELD STATION FACILITY • 40404 South 99th Avenue • Mobile, Arizona 85239 • (602) 256-0630
- [ ] NORTHWEST REGIONAL LANDFILL • 19401 West Deer Valley Road • Surprise, Arizona 85387 • (623) 584-6065
- [ ] PAINTED DESERT LANDFILL • 9001 North Porter Avenue • Joseph City, Arizona 86032 • (520) 288-3605
- [ ] GRAY WOLF LANDFILL • 23355 East Highway 169 • Mile Post 11 • Dewey, Arizona 86327 • (520) 632-0370
- [ ] LONE CACTUS LANDFILL • 21402 North 7th Street • Phoenix, Arizona 85024 • (623) 516-0244
- [ ] IRONWOOD LANDFILL • 12720 East Highway 287 • Florence, Arizona 85232 • (520) 868-8778
- [ ] _____

I hereby certify that the above material has been accepted and that information presented on this document are true and accurate.

Beatrice Chevguba — 1/25/06 — Beatrice Chevguba
NAME (PRINT) — DATE — SIGNATURE

TRANSPORTER - PINK GENERATOR - GOLDENROD

SHIPPER NO. F 12506

CARRIER NO.

DATE 1/25/06

STRAIGHT BILL OF LADING—SHORT FORM—Original—Not Negotiable

TRAID TRANSPORT INC.

AME OF CARRIER) (SCAC)

TO		FROM	
ONSIGNEE	ROMIC ENVIRONMENTAL TECH, CORP	SHIPPER	UNIVERSAL PROPULSION INC.
TREET	6760 W. ALLISON ROAD	STREET	25401 N. CENTRAL
ESTINATION	CHANDLER STATE AZ ZIP 85226	ORIGIN	PHOENIX, STATE AZ ZIP 85027

OUTE: Ground

U.S. DOT Hazmat Reg. No.

VEHICLE NUMBER

NO. SHIPPING UNIT	HM	Description of articles, special marks, and exceptions	WEIGHT (Subject to correction)	Class or Rate	CHARGES	Check column
		NON-RCRA, NON-HAZARDOUS SOLID (SOIL) PRFL#370891	25 yrs			
		B/N# B1001 WT: 5890 1225 pm 25 JAN 06				
		RECEIVED BY:				
		PLACARDS TENDERED: YES ____ NO ____				
		P.O.#: 12664 WORK ORDER # 722Rom29746	1/25/06			

EMIT C.O.D. TO:

DDRESS:

ITY: STATE ZIP

COD AMT: $

C.O.D. Fee:
PREPAID ☐
COLLECT ☐ $

ote. - Where the rate is dependent on value, shippers are required to state pecifically in writing the agreed or declared value of the property.

he agreed or declared value of the property is hereby specifically stated by e shipper to be not exceeding _____ per _____

OTE: Liability Limitation for loss or damage in this shipment may be pplicable. See 49 U.S.C. 14706(c)(1)(A) and (B).

Subject to Section 7 of conditions of applicable bill of lading, if this shipment is to be delivered to the consignee without recourse on the consignor, the consignor shall sign the following statement:
The carrier shall not make delivery of this shipment without payment of freight and all other lawful charges.

(Signature of Consignor)

TOTAL CHARGES: $

FREIGHT CHARGES
Freight Prepaid except when box at right is checked ☐ Check box if charges to be collect

ECEIVED, subject to individually determined rates or contracts that have been agreed upon in writing between the carrier and shipper, if applicable, otherwise to the rates, classifications and rules that have been established by the carrier and are available he shipper, on request, and all applicable state and federal regulations; the Property described below, in apparent good order, except as noted (contents and condition of contents of packages unknown), marked, consigned, and destined as indicated ow which said company (the word company being understood throughout this contract as meaning any person or corporation in possession of the property under the contract) agrees to carry to delivery at said destination, if on its route, or otherwise to ver to another carrier on the route to said destination. It is mutually agreed as to each carrier of all or any of said Property over all or any portion of said route to destination and as to each party at any time interested in all or any of said Property that ry service to be performed hereunder shall be subject to all the conditions not prohibited by law, whether printed or written, herein contained, including the conditions on the back hereof, which are hereby agreed to by the shipper and accepted for himself his assigns.

his is to certify that the above-named materials are properly classified, described, packaged, marked, and labeled, and e in proper condition for transportation according to the applicable regulations of the Department of Transportation PER:

IPPER: UNIVERSAL PROPULSION INCE

R: [signature]

CARRIER: TRIAD TRANSPORT INC.

PER: [signature]

DATE: 1-25-06

MERGENCY RESPONSE
ELEPHONE NUMBER: (800) 952-5760

MONITORED AT ALL TIMES THE HAZARDOUS MATERIAL IS IN TRANSPORTATION INCLUDING STORAGE INCIDENTAL TO TRANSPORTATION. (172.604)

CERTIFICATE OF DISPOSAL

WMI Butterfield Landfill
40404 S. 99th Avenue
Mobile, AZ 85239
Phone (602) 256-0630 Fax (602) 256-0639

356354

TRIAD	9503		14:31	15:14	01/25/2006

CUSTOMER: ROMIC / ROMIC ENVIRONMENTAL
GENERATOR: ROMIC / ROMIC ENVIRONMENTAL
ORIGIN: CHAN / CHANDLER
PROFILE #: 007228
MANIFEST: 087156
MAS#: 0009426
P.O.#: 12667
COMMENT:

GROSS: 61540 LBS
TARE: 32600 LBS
NET: 28940 LBS

SCALE OPERATER'S SIGNATURE _____

BUTTERFIELD FACILITY CERTIFIES THAT THE ABOVE REFERENCED WASTE WAS TREATED AND/OR DISPOSED AT BUTTERFIELD STATION FACILITY ON THE ABOVE DATE.

THE PUBLIC WEIGHMASTER'S CERTIFICATE OF WEIGHT AND MEASURE
THIS IS TO CERTIFY THAT THE FOLLOWING DESCRIBED MERCHANDISE WAS WEIGHED AND COUNTED OR MEASURED BY A PUBLIC OR DEPUTY WEIGHMASTER, AND WHEN PROPERLY SIGNED AND SEALED, SHALL BE A PRIMA FACIE EVIDENCE OF ACCURACY OF THE WEIGHT SHOWN AS PRESCRIBED BY THE LAW.

WASTE MANAGEMENT

IN: Beatrice Choyguha8: AZMOBI01PC OUT: Beatrice Choyguha8: AZMOBI01PC

MATERIAL CODE/DESCRIPTION	QUANTITY	MEASURE	RATE	AMOUNT
654 / NON RES PC SOIL /TON	14.47	T		
FUELT / Fuel Charge (Tons)	14.47	T		

DRIVER:
PLEASE SIGN HERE

WASTE MANAGEMENT

PLEASE CALL LANDFILL 24 HRS IN ADVANCE WITH SHIPPING NOTICE.

NON - HAZARDOUS WASTE MANIFEST 2331/72460

FOR OFFICE USE ONLY
Customer Acct. No.
Ticket No.

GENERATOR

WM- 087158

Name: Pomic Environmental Tech
Address: 6760 W. Allison Rd.
Chandler, AZ 85226
Phone No: 866-952-5260

Generating Location: Same #5087158
Please fax weight ticket to
Erika Presten @ 480-796-6854
I.D. No.

				UNIT
BSB	60 YARDS	Non-RCRA, Non-Haz Solid (Soil) Bin # B647	1	30yd.
		Control #6059 PO# 12267		

UNIT: D - DRUM, B - BAG, C - CARTON, T - TONS, Y - YARDS, O - OTHER

I hereby certify that the above listed material(s), is (are) not a hazardous waste as defined by 40CFR Part 261. That each waste has been properly described, classified and packaged, and is in proper condition for transportation according to applicable regulation.

Erika Presten — 1/30/06 — Erika Presten
AUTHORIZED AGENT'S NAME (PRINT) — DATE — SIGNATURE

CONTRACTOR

Name: Phone No.:
Address:

I hereby certify that the above listed material(s), is (are) not a hazardous waste as defined by 40CFR Part 261 or any applicable state law. That each waste has been properly described, classified and packaged, and is in proper condition for transportation according to applicable regulation.

AUTHORIZED AGENT'S NAME (PRINT) — DATE — SIGNATURE

TRANSPORTER

PO# 12224

Name: Triad Transport
Address: 3134 W. Durango
Phoenix, AZ 85009

Phone No.: 602-353-9880
Driver's Name: ALAN RETZLER
Vehicle's No.: 2331-245

I hereby certify that the above listed material(s), is (are) not a hazardous waste as defined by 40CFR Part 261 or any applicable state law. That each waste has been properly described, classified and packaged, and is in proper condition for transportation according to applicable regulation.

1-30-06 — [signature]
SHIPMENT DATE — DRIVER'S SIGNATURE — DELIVERY DATE — DRIVER'S SIGNATURE

DISPOSAL FACILITY

- ☐ BUTTERFIELD STATION FACILITY • 40404 South 39th Avenue • Mobile, Arizona 85239 • (602) 256-0630
- ☐ NORTHWEST REGIONAL LANDFILL • 19401 West Deer Valley Road • Surprise, Arizona 85387 • (623) 584-6065
- ☐ PAINTED DESERT LANDFILL • 9001 North Porter Avenue • Joseph City, Arizona 86032 • (520) 288-3609
- ☐ GRAY WOLF LANDFILL • 23355 East Highway 169 • Mile Post 11 • Dewey, Arizona 86327 • (520) 632-0370
- ☐ LONE CACTUS LANDFILL • 21402 North 7th Street • Phoenix, Arizona 85024 • (623) 516-0244
- ☐ IRONWOOD LANDFILL • 12720 East Highway 287 • Florence, Arizona 85232 • (520) 868-8778
- ☐ 355825

I hereby certify that the above material has been accepted and that information presented on this document are true and accurate.

Beatrice Chorguha — 1/30/06 — Beatrice Chorguha
NAME (PRINT) — DATE — SIGNATURE

ORIGINAL - WHITE (DISPOSAL FACILITY - YELLOW) TRANSPORTER - PINK GENERATOR - GOLDENROD

SHIPPER NO. 13006 ~~F01856~~

STRAIGHT BILL OF LADING—SHORT FORM—Original—Not Negotiable

CARRIER NO.

TRAID TRANSPORT INC.

DATE: 1/30/06

NAME OF CARRIER) (SCAC)

TO		FROM	
CONSIGNEE	ROMIC ENVIRONMENTAL TECH, CORP	SHIPPER	UNIVERSAL PROPULSION INC.
STREET	6760 W. ALLISON ROAD	STREET	25401 N. CENTRAL
DESTINATION	CHANDLER STATE AZ ZIP 85226	ORIGIN	PHOENIX, STATE AZ ZIP 85027

ROUTE: Ground

U.S. DOT Hazmat Reg. No.

VEHICLE NUMBER

NO. SHIPPING UNIT	HM	Description of articles, special marks, and exceptions	*WEIGHT (Subject to correction)	Class or Rate	CHARGES (For carrier use only)	Check column
		NON-RCRA, NON-HAZARDOUS SOLID (SOIL) PRFL#370891	25 YD			
		B347 J. de Jesus 1-30-06 RECEIVED BY: PLACARDS TENDERED: YES ____ NO ____ P.O.#: ~~[illegible]~~ 12624 WORK ORDER # 732RCM-29748				

REMIT C.O.D. TO:

ADDRESS:

CITY: STATE ZIP

COD AMT: $

C.O.D. Fee:

PREPAID ☐

COLLECT ☐ $

Note. - where the rate is dependent on value, shippers are required to state specifically in writing the agreed or declared value of the property.

The agreed or declared value of the property is hereby specifically stated by the shipper to be not exceeding _____ per _____

NOTE: Liability Limitation for loss or damage in this shipment may be applicable. See 49 U.S.C. 14706(c)(1)(A) and (B).

Subject to Section 7 of conditions of applicable bill of lading, if this shipment is to be delivered to the consignee without recourse on the consignor, the consignor shall sign the following statement:

The carrier shall not make delivery of this shipment without payment of freight and all other lawful charges.

_____ Signature of Consignor

TOTAL CHARGES: $

FREIGHT CHARGES

Freight Prepaid except when box at right is checked ☐ Check box if charges to be collect

RECEIVED, subject to individually determined rates or contracts that have been agreed upon in writing between the carrier and shipper, if applicable, otherwise to the rates, classifications and rules that have been established by the carrier and are available to the shipper, on request, and all applicable state and federal regulations, the Property described below, in apparent good order, except as noted (contents and condition of contents of packages unknown), marked, consigned, and destined as indicated below which said company (the word company being understood throughout this contract as meaning any person or corporation in possession of the property under the contract) agrees to carry to delivery at said destination, if on its route, or otherwise to deliver to another carrier on the route to said destination. It is mutually agreed as to each carrier of all or any of said Property over all or any portion of said route to destination and as to each party at any time interested in all or any of said Property that every service to be performed hereunder shall be subject to all the conditions not prohibited by law, whether printed or written, herein contained, including the conditions on the back hereof, which are hereby agreed to by the shipper and accepted for himself and his assigns.

This is to certify that the above-named materials are properly classified, described, packaged, marked, and labeled, and are in proper condition for transportation according to the applicable regulations of the Department of Transportation. PER:

SHIPPER: UNIVERSAL PROPULSION INCE

PER:

CARRIER: TRIAD TRANSPORT INC.

PER:

DATE: 1-30-06

EMERGENCY RESPONSE TELEPHONE NUMBER: (800) 952-5760

MONITORED AT ALL TIMES THE HAZARDOUS MATERIAL IS IN TRANSPORTATION INCLUDING STORAGE INCIDENTAL TO TRANSPORTATION. (172.604)

WDH 1

CERTIFICATE OF DISPOSAL

WMI Butterfield Landfill
40404 S. 99th Avenue
Mobile, AZ 85239
Phone (602) 256-0630 Fax (602) 256-0639

355825

TRIAD	2331		11:23	11:55	01/30/2006

CUSTOMER: ROMIC / ROMIC ENVIRONMENTAL
GENERATOR: ROMIC / ROMIC ENVIRONMENTAL
ORIGIN: CHAN / CHANDLER
PROFILE #: 007228
MANIFEST: 087158
MAS#: 0009425
P.O.# 12667
COMMENT:

GROSS: 79460 LBS
TARE: 41940 LBS
NET: 37520 LBS

BUTTERFIELD FACILITY CERTIFIES THAT THE ABOVE REFERENCED WASTE WAS TREATED AND/OR DISPOSED AT BUTTERFIELD STATION FACILITY ON THE ABOVE DATE.

SCALE OPERATER'S SIGNATURE _____

THE PUBLIC WEIGHMASTER'S CERTIFICATE OF WEIGHT AND MEASURE
THIS IS TO CERTIFY THAT THE FOLLOWING DESCRIBED MERCHANDISE WAS WEIGHED AND COUNTED OR MEASURED BY A PUBLIC OR DEPUTY WEIGHMASTER, AND WHEN PROPERLY SIGNED AND SEALED, SHALL BE A PRIMA FACIE EVIDENCE OF ACCURACY OF THE WEIGHT SHOWN AS PRESCRIBED BY THE LAW.

WASTE MANAGEMENT

IN: Beatrice Chayguna8: AZMDGI01PC OUT: Beatrice Chayguna8: AZMDGI01PC

MATERIAL CODE/DESCRIPTION	QUANTITY	MEASURE	RATE	AMOUNT
654 / NON REG PC SOIL /TON	18.76	T		
FUELT / Fuel Charge (Tons)	18.76	T		
609 / LANDFILL TX./ TN	18.76	T		

DRIVER:
PLEASE SIGN HERE _____

SHIPPER NO. F 18256

CARRIER NO.

DATE: 1/30/06

STRAIGHT BILL OF LADING—SHORT FORM—Original—Not Negotiable

TRAID TRANSPORT INC.

(NAME OF CARRIER) (SCAC)

TO		FROM	
CONSIGNEE	ROMIC ENVIRONMENTAL TECH, CORP	SHIPPER	UNIVERSAL PROPULSION INC.
STREET	6760 W. ALLISON ROAD	STREET	25401 N. CENTRAL
DESTINATION	CHANDLER STATE AZ ZIP 85226	ORIGIN	PHOENIX, STATE AZ ZIP 85027

ROUTE: Ground

U.S. DOT Hazmat Reg. No.

VEHICLE NUMBER

NO. SHIPPING UNIT	HM	Description of articles, special marks, and exceptions	*WEIGHT (Subject to correction)	Class or Rate	CHARGES (For carrier use only)	Check column
		NON-RCRA, NON-HAZARDOUS SOLID (SOIL) PRFL#370891	25 YRDS.			
		B789 J. de Jesus 2-01-06				
		RECEIVED BY:				
		PLACARDS TENDERED: YES ___ NO				
		P.O.#: 18604 [redacted] WORK ORDER #7[illegible]Rom[illegible]74E				

REMIT C.O.D. TO:

ADDRESS:

CITY: STATE ZIP

COD AMT: $

C.O.D. Fee:

PREPAID ☐

COLLECT ☐ $

Note. - where the rate is dependent on value, shippers are required to state specifically in writing the agreed or declared value of the property.

The agreed or declared value of the property is hereby specifically stated by the shipper to be not exceeding _____ per _____

NOTE: Liability Limitation for loss or damage in this shipment may be applicable. See 49 U.S.C. 14706(c)(1)(A) and (B).

Subject to Section 7 of conditions of applicable bill of lading, if this shipment is to be delivered to the consignee without recourse on the consignor, the consignor shall sign the following statement:

The carrier shall not make delivery of this shipment without payment of freight and all other lawful charges.

(Signature of Consignor)

TOTAL CHARGES: $

FREIGHT CHARGES

Freight Prepaid except when box at right is checked ☐ Check box if charges to be collect

RECEIVED, subject to individually determined rates or contracts that have been agreed upon in writing between the carrier and shipper, if applicable, otherwise to the rates, classifications and rules that have been established by the carrier and are available to the shipper, on request; and all applicable state and federal regulations; the Property described below, in apparent good order, except as noted (contents and condition of contents of packages unknown), marked, consigned, and destined as indicated below which said company (the word company being understood throughout this contract as meaning any person or corporation in possession of the property under the contract) agrees to carry to delivery at said destination, if on its route, or otherwise to deliver to another carrier on the route to said destination. It is mutually agreed as to each carrier of all or any of said Property over all or any portion of said route to destination and as to each party at any time interested in all or any of said Property that every service to be performed hereunder shall be subject to all the conditions not prohibited by law, whether printed or written, herein contained, including the conditions on the back hereof, which are hereby agreed to by the shipper and accepted for himself and his assigns.

This is to certify that the above-named materials are properly classified, described, packaged, marked, and labeled, and are in proper condition for transportation according to the applicable regulations of the Department of Transportation. PER:

SHIPPER: UNIVERSAL PROPULSION INCE

PER:

CARRIER: TRIAD TRANSPORT INC.

PER:

DATE: 1-30-06

EMERGENCY RESPONSE TELEPHONE NUMBER: (800) 952-5760

MONITORED AT ALL TIMES THE HAZARDOUS MATERIAL IS IN TRANSPORTATION INCLUDING STORAGE INCIDENTAL TO TRANSPORTATION. (172.604)

FORM NO. U-BLD-04 S36 (Rev. 11/0

CERTIFICATE OF DISPOSAL

WMI Butterfield Landfill
40404 S. 99th Avenue
Mobile, AZ 85239
Phone (602) 256-0630 Fax (602) 256-0639

956154

TRIAD	2331		09:33	10:04	02/01/2006

CUSTOMER: ROMIC / ROMIC ENVIRONMENTAL
GENERATOR: ROMIC / ROMIC ENVIRONMENTAL
ORIGIN: CHAN / CHANDLER
PROFILE #: 007228
MANIFEST: 087157
MASN: 0009425
P.O.:
COMMENT:

GROSS: 58080 LBS
TARE: 43480 LBS
NET: 14600 LBS

SCALE OPERATOR'S SIGNATURE

BUTTERFIELD FACILITY CERTIFIES THAT THE ABOVE REFERENCED WASTE WAS TREATED AND/OR DISPOSED AT BUTTERFIELD STATION FACILITY ON THE ABOVE DATE.

THE FOLLOWING CERTIFICATE OF WEIGHT AND MEASURE THIS IS TO CERTIFY THAT THE FOLLOWING DESCRIBED MERCHANDISE WAS WEIGHED AND COUNTED OR MEASURED BY A PUBLIC OR DEPUTY WEIGHMASTER, AND WHEN PROPERLY SIGNED AND SEALED, SHALL BE A PRIMA FACIE EVIDENCE OF ACCURACY OF THE WEIGHT SHOWN AS PRESCRIBED BY THE LAW.

IN: Beatrice Chayguhab: AZP0B1B0LPC OUT: Beatrice Chayguhab: AZMIW1MLPC

MATERIAL CODE/DESCRIPTION	QUANTITY	MEASURE	RATE	AMOUNT
609 / LANDFILL TX. / TN	7.30	T		
CSA / NON REG PC SOIL / TON	7.30	T		
FUELT / Fuel Charge (Tons)	7.30	T		

DRIVER:
PLEASE SIGN HERE

WASTE MANAGEMENT

PLEASE CALL LANDFILL 24 HRS IN ADVANCE WITH SHIPPING NOTICE.

NON - HAZARDOUS WASTE MANIFEST 2331/58080

FOR OFFICE USE ONLY
Customer Acct. No.
Ticket No.

GENERATOR

WM- 087157

Name Bonic Environmental Tech.
Address 6240 W. Allison Rd.
Chandler, AZ 85226
Phone No. 800-952-5760

Generating Location Same FS087157
Please fax weight ticket to
Erika Preston @ 520-796-6254
I.D. No.

					UNIT
BFS	06725B	Non-RCRA Non-Haz. Solid	1	25yd	D - DRUM
		(Soil) Bin#B789			B - BAG
		Contract #16059 PO # 12267			C - CARTON
					T - TONS
					Y - YARDS
					O - OTHER

I hereby certify that the above listed material(s), is (are) not a hazardous waste as defined by 40CFR Part 261; That each waste has been properly described, classified and packaged, and is in proper condition for transportation according to applicable regulation.

Erika L. Preston — 2/1/06 — Erika L. Preston
AUTHORIZED AGENT'S NAME (PRINT) — DATE — SIGNATURE

CONTRACTOR

Name
Phone No.
Address

I hereby certify that the above listed material(s), is (are) not a hazardous waste as defined by 40CFR Part 261 or any applicable state law; That each waste has been properly described, classified and packaged, and is in proper condition for transportation according to applicable regulation.

AUTHORIZED AGENT'S NAME (PRINT) — DATE — SIGNATURE

TRANSPORTER

PO # 12244

Name Trial Transport
Address 3134 W Durango
Phoenix, AZ 85004

Phone No. 602-353-9220
Driver's Name A. RETZLER
Vehicle's No. 2331-245

I hereby certify that the above listed material(s), is (are) not a hazardous waste as defined by 40CFR Part 261 or any applicable state law; That each waste has been properly described, classified and packaged, and is in proper condition for transportation according to applicable regulation.

2-1-06 — [signature]
SHIPMENT DATE — DRIVER'S SIGNATURE — DELIVERY DATE — DRIVER'S SIGNATURE

DISPOSAL FACILITY

- [x] BUTTERFIELD STATION FACILITY • 40404 South 99th Avenue • Mobile, Arizona 85239 • (602) 256-0630
- [ ] NORTHWEST REGIONAL LANDFILL • 19401 West Deer Valley Road • Surprise, Arizona 85387 • (623) 584-6065
- [ ] PAINTED DESERT LANDFILL • 9001 North Porter Avenue • Joseph City, Arizona 86032 • (520) 288-3805
- [ ] GRAY WOLF LANDFILL • 23355 East Highway 169 • Mile Post 11 • Dewey, Arizona 86327 • (520) 632-0370
- [ ] LA PAZ CACTUS LANDFILL • 21402 North 7th Street • Phoenix, Arizona 85024 • (623) 516-0244
- [ ] IRONWOOD LANDFILL • 12720 East Highway 287 • Florence, Arizona 85232 • (520) 868-8778
- [ ] 356151

I hereby certify that the above material has been accepted and that information presented on this document are true and accurate.

Beatrice Chavarria — 2/01/06 — Beatrice Chavarria
NAME (PRINT) — DATE — SIGNATURE

P0L0615-04

NON-HAZARDOUS WASTE MANIFEST

1. Generator's US EPA ID No. AZD980814479
Manifest Document No. 020006
2. Page 1 of

3. Generator's Name and Mailing Address
Universal Propulsion
25401 N Central
Phoenix Arizona 85027

4. Generator's Phone (623) 516-3340

5. Transporter 1 Company Name: Romic Environmental S.W
6. US EPA ID Number: AZD009015389
A. Transporter's Phone: 1800-952-5760

7. Transporter 2 Company Name
8. US EPA ID Number
B. Transporter's Phone

9. Designated Facility Name and Site Address
Romic Environmental S.W
6760 W Allison Rd
Chandler Arizona 85226
10. US EPA ID Number: AZD009015389
C. Facility's Phone: 1800 952-5760

11. Waste Shipping Name and Description	12. Containers No.	Type	13. Total Quantity	14. Unit Wt/Vol
a. Non RCRA Non Hazardous Liquid (Water) PROF #305875	001	TT	05000	G
b. Baker P6651				
c.				
d.				

D. Additional Descriptions for Materials Listed Above: W/O # 30160

E. Handling Codes for Wastes Listed Above

15. Special Handling Instructions and Additional Information

16. **GENERATOR'S CERTIFICATION:** I certify the materials described above on this manifest are not subject to federal regulations for reporting proper disposal of Hazardous Waste.

Printed/Typed Name	Signature	Month	Day	Year
Jerry McPhee		02	06	06

17. Transporter 1 Acknowledgement of Receipt of Materials

Printed/Typed Name	Signature	Month	Day	Year
Spencer Keil	Spencer Keil	02	06	06

18. Transporter 2 Acknowledgement of Receipt of Materials

Printed/Typed Name	Signature	Month	Day	Year

19. Discrepancy Indication Space

20. Facility Owner or Operator: Certification of receipt of waste materials covered by this manifest except as noted in Item 19.

Printed/Typed Name	Signature	Month	Day	Year
M. West		02	06	06

GENERATOR — TRANSPORTER — FACILITY

ORIGINAL - RETURN TO GENERATOR

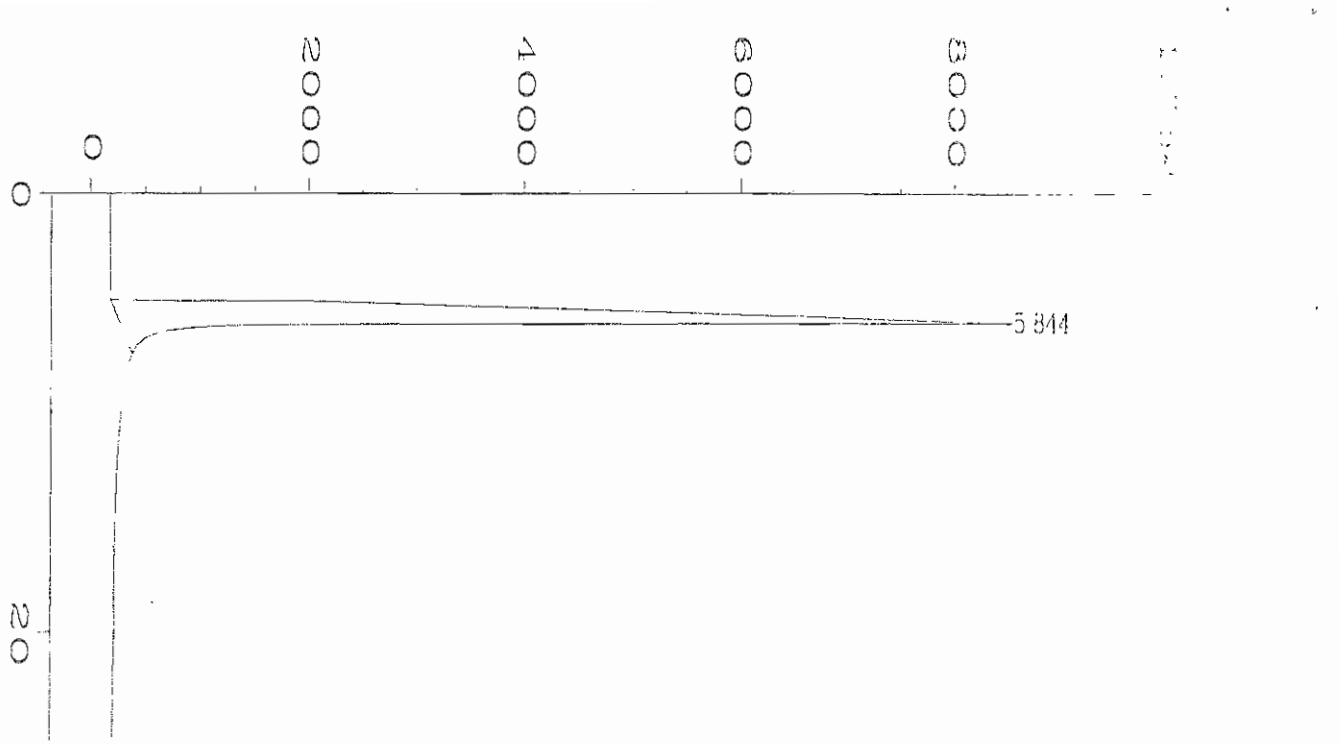

==========

Area Percent Report

==========

Data File Name : C:\HPCHEM\2\DATA\020606\017F0201.D
Operator :
Instrument : GC2
Sample Name : 809694 f
Run Time Bar Code:
Acquired on : 06 Feb 06 06:47 PM
Report Created on: 06 Feb 06 07:20 PM

Page Number : 1
Vial Number : 17
Injection Number : 1
Sequence Line : 2
Instrument Method: TCD.MTH
Analysis Method : TCD.MTH

Sig. 1 in C:\HPCHEM\2\DATA\020606\017F0201.D

Pk#	Ret Time	Area	Height	Type	Width	Area %
1	5.844	350749	8301	BB	0.524	100.0000

Total area = 350749

==========

PDL0615-04

NON-HAZARDOUS WASTE MANIFEST

1. Generator's US EPA ID No. AZD980814479

Manifest Document No. 20606

2. Page 1 of

3. Generator's Name and Mailing Address: Universal Propulsion, 25401 N Central, Phoenix Arizona 85027

4. Generator's Phone (623) 516-3540

5. Transporter 1 Company Name: Romic Environmental S.W.

6. US EPA ID Number: AZD009015389

A. Transporter's Phone: 1800-952-5760

7. Transporter 2 Company Name

8. US EPA ID Number

B. Transporter's Phone

9. Designated Facility Name and Site Address: Romic Environmental S.W.

10. US EPA ID Number: AZD009015389

C. Facility's Phone: 1800-952-5760

11. Waste Shipping Name and Description	12. Containers No.	Type	13. Total Quantity	14. Unit Wt/Vol
a. Non RCRA, Non Hazardous Liquid (Water) Part# 305875	001	TT	0500	G
b. Baker P6651				
c.				
d.				

D. Additional Descriptions for Materials Listed Above: W/O # 30163

E. Handling Codes for Wastes Listed Above

15. Special Handling Instructions and Additional Information

16. **GENERATOR'S CERTIFICATION:** I certify the materials described above on this manifest are not subject to federal regulations for reporting proper disposal of Hazardous Waste.

Printed/Typed Name: Jerry Lincpherson — Signature — Month 02 Day 06 Year 06

17. Transporter 1 Acknowledgement of Receipt of Materials

Printed/Typed Name: Glenn M Cawney — Signature — Month 02 Day 06 Year 06

18. Transporter 2 Acknowledgement of Receipt of Materials

Printed/Typed Name — Signature — Month Day Year

19. Discrepancy Indication Space

20. Facility Owner or Operator: Certification of receipt of waste materials covered by this manifest except as noted in Item 19.

Printed/Typed Name: M. Wray — Signature — Month 02 Day 06 Year 06

GENERATOR

TRANSPORTER

FACILITY

ORIGINAL - RETURN TO GENERATOR



==========

Area Percent Report

==========

Data File Name : C:\HPCHEM\2\DATA\020606\069R0101.D
Operator :
Instrument : GC2
Sample Name : 809695
Run Time Bar Code:
Acquired on : 06 Feb 06 07:21 PM
Report Created on: 06 Feb 06 07:52 PM

Page Number : 1
Vial Number : 69
Injection Number : 1
Sequence Line : 1
Instrument Method: TCD.MTH
Analysis Method : TCD_X.MTH

Sig. 2 in C:\HPCHEM\2\DATA\020606\069R0101.D

Pk#	Ret Time	Area	Height	Type	Width	Area %
1	5.403	244928	8999	BB	0.324	100.0000

Total area = 244928

==========

POL0615-05

NON-HAZARDOUS WASTE MANIFEST

1. Generator's US EPA ID No. A Z D 9 8 0 8 1 4 4 7 9

Manifest Document No. U.P.0.0.3

2. Page 1 of 1

3. Generator's Name and Mailing Address
UNIVERSAL PROPULSION INC.
25401 N CENTRAL
PHOENIX, AZ 85027

4. Generator's Phone (623 516-3340 Contact: JERRY MCPHERON

5. Transporter 1 Company Name
ROMIC ENVIRONMENTAL TECH. S.W.

6. US EPA ID Number A Z D 0 0 9 0 1 5 3 8 9

A. Transporter's Phone (520)796-1040

7. Transporter 2 Company Name

8. US EPA ID Number

B. Transporter's Phone

9. Designated Facility Name and Site Address
ROMIC ENVIRONMENTAL TECH. S.W.
6760 W ALLISON ROAD
CHANDLER, AZ 85226

10. US EPA ID Number A Z D 0 0 9 0 1 5 3 8 9

C. Facility's Phone (520)796-1040

11. Waste Shipping Name and Description	12. Containers No.	Type	13. Total Quantity	14. Unit Wt/Vol
a. NON-RCRA, NON-HAZARDOUS LIQUID (WATER) Prf1# C 305875 RRG#	001	TT	05000	G
b. Baker P7045				
c.				
d.				

D. Additional Descriptions for Materials Listed Above

E. Handling Codes for Wastes Listed Above

15. Special Handling Instructions and Additional Information
24 HR. EMERGENCY RESPONSE #: (623)516-3340 X2289

Work order #732ROM30167

16. GENERATOR'S CERTIFICATION: I certify the materials described above on this manifest are not subject to federal regulations for reporting proper disposal of Hazardous Waste.

Printed/Typed Name: BRUCE CHOPPER — Signature: Bruce Chopper — Month Day Year: 10 20 06

17. Transporter 1 Acknowledgement of Receipt of Materials

Printed/Typed Name: GLEN M CANNON — Signature: [illegible] — Month Day Year: 10 20 06

18. Transporter 2 Acknowledgement of Receipt of Materials

Printed/Typed Name — Signature — Month Day Year

19. Discrepancy Indication Space

20. Facility Owner or Operator: Certification of receipt of waste materials covered by this manifest except as noted in Item 19.

Printed/Typed Name: M. WEST — Signature: [illegible] — Month Day Year: 10 26 06

GENERATOR — TRANSPORTER — FACILITY

ORIGINAL - RETURN TO GENERATOR

PDL0615-05

NON-HAZARDOUS WASTE MANIFEST

1. Generator's US EPA ID No. A Z D 9 8 0 8 1 4 4 7 9 | Manifest Document No. VP004 | 2. Page 1 of 1

3. Generator's Name and Mailing Address
UNIVERSAL PROPULSION INC.
25401 N CENTRAL
PHOENIX, AZ 85027

4. Generator's Phone (623 516-3340 Contact: JERRY MCPHERON

5. Transporter 1 Company Name: ROMIC ENVIRONMENTAL TECH. S.W.
6. US EPA ID Number: A Z D 0 0 9 0 1 5 3 8 9
A. Transporter's Phone: (520)796-1040

7. Transporter 2 Company Name
8. US EPA ID Number
B. Transporter's Phone

9. Designated Facility Name and Site Address
ROMIC ENVIRONMENTAL TECH. S.W.
6760 W ALLISON ROAD
CHANDLER, AZ 85226
10. US EPA ID Number: A Z D 0 0 9 0 1 5 3 8 9
C. Facility's Phone: (520)796-1040

11. Waste Shipping Name and Description	12. Containers No.	Type	13. Total Quantity	14. Unit Wt/Vol
a. NON-RCRA, NON-HAZARDOUS LIQUID (WATER) Prf1# C 305875 RRG#	001	TT	05000	G
b. Baker P7045				
c.				
d.				

D. Additional Descriptions for Materials Listed Above

E. Handling Codes for Wastes Listed Above

15. Special Handling Instructions and Additional Information
24 HR. EMERGENCY RESPONSE #: (623)516-3340 X2289

Work order# 722ROM30170

16. GENERATOR'S CERTIFICATION: I certify the materials described above on this manifest are not subject to federal regulations for reporting proper disposal of Hazardous Waste.

Printed/Typed Name	Signature	Month	Day	Year
BRUCE CHOPPER	Bruce Chopper	02	06	06

17. Transporter 1 Acknowledgement of Receipt of Materials

Printed/Typed Name	Signature	Month	Day	Year
SPENCER KEIL	Spencer Keil	02	06	06

18. Transporter 2 Acknowledgement of Receipt of Materials

Printed/Typed Name	Signature	Month	Day	Year

19. Discrepancy Indication Space

20. Facility Owner or Operator: Certification of receipt of waste materials covered by this manifest except as noted in Item 19.

Printed/Typed Name	Signature	Month	Day	Year
M. West	M. West	02	06	06

GENERATOR — TRANSPORTER — FACILITY

ORIGINAL - RETURN TO GENERATOR

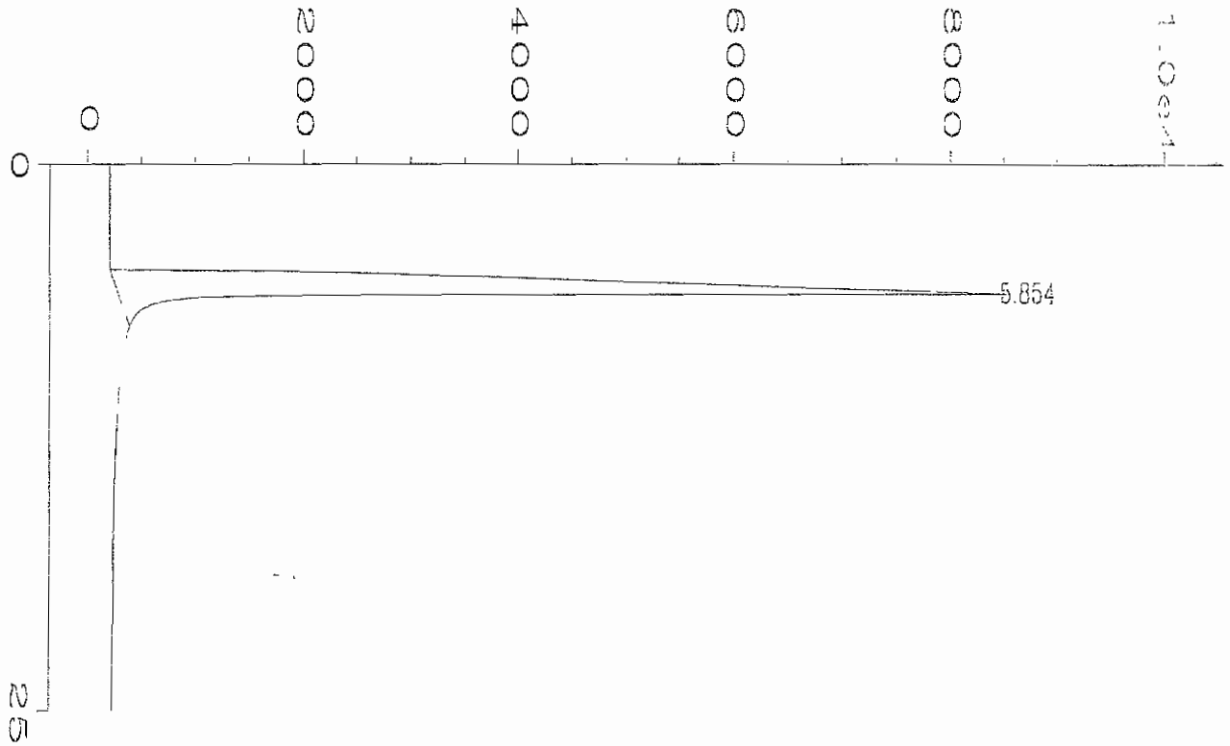

==========

Area Percent Report

==========

Data File Name	: C:\HPCHEM\2\DATA\020706\004F0101.D		
Operator	:	Page Number	: 1
Instrument	: GC2	Vial Number	: 4
Sample Name	: 809818	Injection Number	: 1
Run Time Bar Code:		Sequence Line	: 1
Acquired on	: 07 Feb 06 09:41 AM	Instrument Method	: TCD.MTH
Report Created on	: 07 Feb 06 10:08 AM	Analysis Method	: TCD.MTH

Sig. 1 in C:\HPCHEM\2\DATA\020706\004F0101.D

Pk#	Ret Time	Area	Height	Type	Width	Area %
1	5.854	351466	8527	BB	0.507	100.0000

Total area = 351466

==========

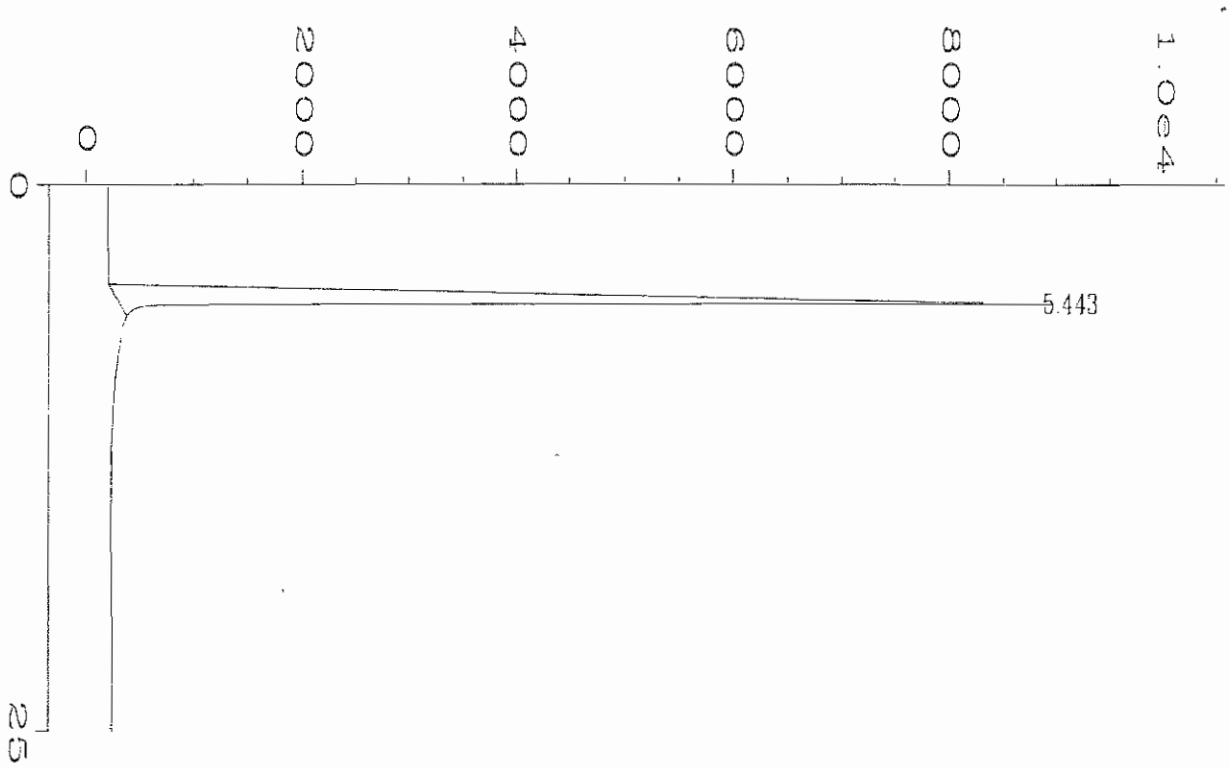

==========

Area Percent Report

==========

Data File Name : C:\HPCHEM\2\DATA\020706\053R0101.D
Operator :
Instrument : GC2
Sample Name : 809817 f
Run Time Bar Code:
Acquired on : 07 Feb 06 09:41 AM
Report Created on: 07 Feb 06 10:08 AM

Page Number : 1
Vial Number : 53
Injection Number : 1
Sequence Line : 1
Instrument Method: TCD.MTH
Analysis Method : TCD_X.MTH

Sig. 2 in C:\HPCHEM\2\DATA\020706\053R0101.D

Pk#	Ret Time	Area	Height	Type	Width	Area %
1	5.443	231970	8564	BB	0.322	100.0000

Total area = 231970

==========



==========

Area Percent Report

==========

Data File Name	: C:\HPCHEM\2\DATA\020706\054R0101.D		
Operator	:	Page Number	: 1
Instrument	: GC2	Vial Number	: 54
Sample Name	: 809817 r	Injection Number	: 1
Run Time Bar Code:		Sequence Line	: 1
Acquired on	: 07 Feb 06 10:08 AM	Instrument Method	: TCD.MTH
Report Created on	: 07 Feb 06 10:41 AM	Analysis Method	: TCD_X.MTH

Sig. 2 in C:\HPCHEM\2\DATA\020706\054R0101.D

Pk#	Ret Time	Area	Height	Type	Width	Area %
1	5.444	239146	8812	BB	0.327	100.0000

Total area = 239146

==========

POL0615-06

NON-HAZARDOUS WASTE MANIFEST

1. Generator's US EPA ID No. A Z D 9 8 0 8 1 4 4 7 9
Manifest Document No. UT 005
2. Page 1 of 1

GENERATOR

3. Generator's Name and Mailing Address
UNIVERSAL PROPULSION INC.
25401 N CENTRAL
PHOENIX, AZ 85027
4. Generator's Phone (623 516-3340 Contact: JERRY MCPHERON

5. Transporter 1 Company Name: RONIC ENVIRONMENTAL TECH. S.W.
6. US EPA ID Number: A Z D 0 0 9 0 1 5 3 8 9
A. Transporter's Phone: (520)796-1040

7. Transporter 2 Company Name
8. US EPA ID Number
B. Transporter's Phone

9. Designated Facility Name and Site Address
RONIC ENVIRONMENTAL TECH. S.W.
6760 W ALLISON ROAD
CHANDLER, AZ 85226
10. US EPA ID Number: A Z D 0 0 9 0 1 5 3 8 9
C. Facility's Phone: (520)796-1040

11. Waste Shipping Name and Description	12. Containers No.	Type	13. Total Quantity	14. Unit Wt/Vol
a. NON-RCRA, NON-HAZARDOUS LIQUID (WATER) Profile C 305875 NRGI	001	TT	05000	G
b. Baker-P7507				
c.				
d.				

D. Additional Descriptions for Materials Listed Above

E. Handling Codes for Wastes Listed Above

15. Special Handling Instructions and Additional Information
24 HR. EMERGENCY RESPONSE #: (623)516-3340 X2289

Work Order #722ROM30165

16. GENERATOR'S CERTIFICATION: I certify the materials described above on this manifest are not subject to federal regulations for reporting proper disposal of Hazardous Waste.

Printed/Typed Name: Jerry L. McPheron
Signature
Month Day Year: 10 21 07 06

TRANSPORTER

17. Transporter 1 Acknowledgement of Receipt of Materials
Printed/Typed Name: Glenn M. Canney
Signature
Month Day Year: 10 21 07 06

18. Transporter 2 Acknowledgement of Receipt of Materials
Printed/Typed Name
Signature
Month Day Year

FACILITY

19. Discrepancy Indication Space

20. Facility Owner or Operator: Certification of receipt of waste materials covered by this manifest except as noted in Item 19.

Printed/Typed Name: M. West
Signature
Month Day Year: 10 21 07 06

ORIGINAL - RETURN TO GENERATOR

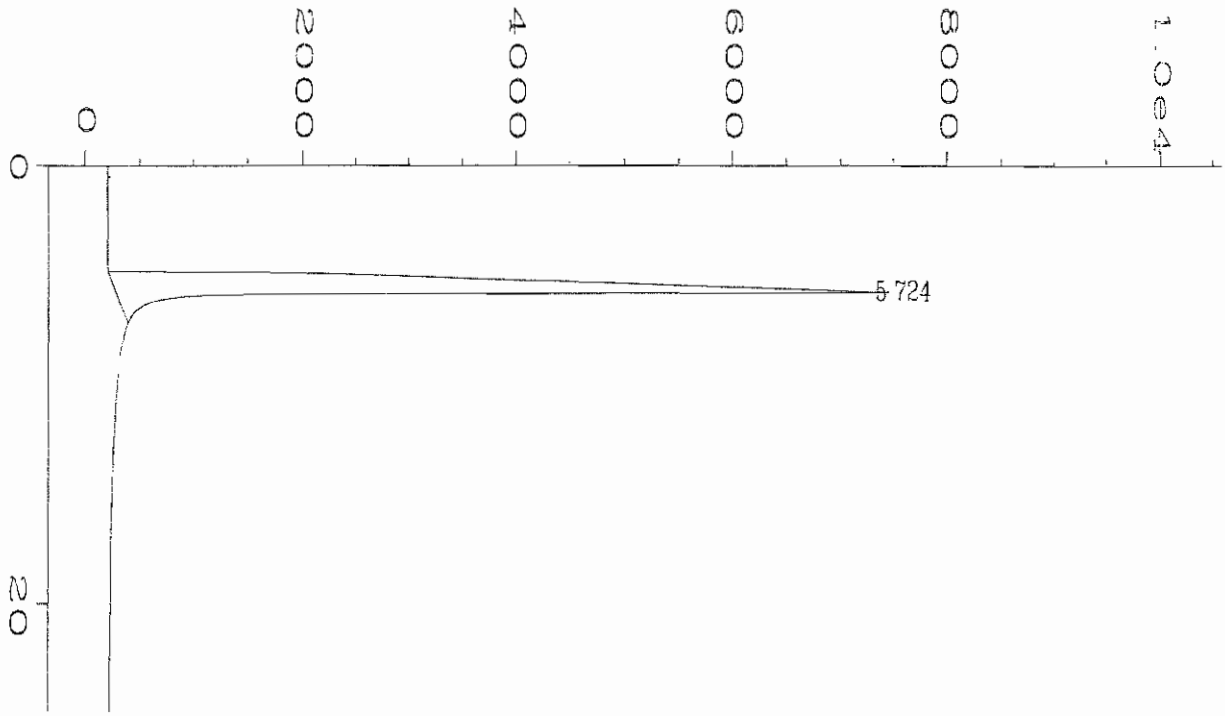

==========

Area Percent Report

==========

Data File Name : C:\HPCHEM\2\DATA\020706\007F0101.D
Operator :
Instrument : GC2
Sample Name : 810052
Run Time Bar Code:
Acquired on : 07 Feb 06 02:54 PM
Report Created on: 07 Feb 06 03:20 PM

Page Number : 1
Vial Number : 7
Injection Number : 1
Sequence Line : 1
Instrument Method: TCD.MTH
Analysis Method : TCD.MTH

Sig. 1 in C:\HPCHEM\2\DATA\020706\007F0101.D

Pk#	Ret Time	Area	Height	Type	Width	Area %
1	5.724	285551	7281	BB	0.490	100.0000

Total area = 285551

==========

P0L0615-07

NON-HAZARDOUS WASTE MANIFEST

1. Generator's US EPA ID No.: A Z D 9 8 0 8 1 4 4 7 9
Manifest Document No.: U P 0 0 8
2. Page 1 of 1

3. Generator's Name and Mailing Address
UNIVERSAL PROPULSION INC.
25401 N CENTRAL
PHOENIX, AZ 85027

4. Generator's Phone (623 516-3340 Contact: JERRY MCPHERON

5. Transporter 1 Company Name: BONIC ENVIRONMENTAL TECH. S.W.
6. US EPA ID Number: A Z D 0 0 9 0 1 5 3 8 9
A. Transporter's Phone: (520)796-1040

7. Transporter 2 Company Name
8. US EPA ID Number
B. Transporter's Phone

9. Designated Facility Name and Site Address
BONIC ENVIRONMENTAL TECH. S.W.
6760 W ALLISON ROAD
CHANDLER, AZ 85226
10. US EPA ID Number: A Z D 0 0 9 0 1 5 3 8 9
C. Facility's Phone: (520)796-1040

11. Waste Shipping Name and Description	12. Containers No.	Type	13. Total Quantity	14. Unit Wt/Vol
a. NON-RCRA, NON-HAZARDOUS LIQUID (WATER) Prf18 C 385875 ERG#	001	TT	05000	G
b. RFR-238867				
c.				
d.				

D. Additional Descriptions for Materials Listed Above

E. Handling Codes for Wastes Listed Above

15. Special Handling Instructions and Additional Information
24 HR. EMERGENCY RESPONSE #: (623)516-3340 X2289

Work Order # 722ROM30168

16. GENERATOR'S CERTIFICATION: I certify the materials described above on this manifest are not subject to federal regulations for reporting proper disposal of Hazardous Waste.

Printed/Typed Name: BRUCE CHOPPER
Signature: Bruce Chopper
Month 02 Day 07 Year 06

17. Transporter 1 Acknowledgement of Receipt of Materials

Printed/Typed Name: SPENCER KEIL
Signature: Spencer Keil
Month 02 Day 07 Year 06

18. Transporter 2 Acknowledgement of Receipt of Materials

Printed/Typed Name
Signature
Month Day Year

19. Discrepancy Indication Space

20. Facility Owner or Operator: Certification of receipt of waste materials covered by this manifest except as noted in Item 19.

Printed/Typed Name: M. West
Signature
Month 02 Day 07 Year 06

GENERATOR — TRANSPORTER — FACILITY

ORIGINAL - RETURN TO GENERATOR

POL0615-06

NON-HAZARDOUS WASTE MANIFEST

1. Generator's US EPA ID No.: A Z D 9 8 0 8 1 4 4 7 9

Manifest Document No.: JP.0.0.6

2. Page 1 of 1

3. Generator's Name and Mailing Address
UNIVERSAL PROPULSION INC.
25401 N CENTRAL
PHOENIX, AZ 85027

4. Generator's Phone (623 516-3340 Contact: JERRY MCPHERON

5. Transporter 1 Company Name: ROMIC ENVIRONMENTAL TECH. S.W.

6. US EPA ID Number: A Z D 0 0 9 0 1 5 3 8 9

A. Transporter's Phone: (520)796-1040

7. Transporter 2 Company Name:

8. US EPA ID Number:

B. Transporter's Phone:

9. Designated Facility Name and Site Address
ROMIC ENVIRONMENTAL TECH. S.W.
6760 W ALLISON ROAD
CHANDLER, AZ 85226

10. US EPA ID Number: A Z D 0 0 9 0 1 5 3 8 9

C. Facility's Phone: (520)796-1040

11. Waste Shipping Name and Description	12. Containers No.	Type	13. Total Quantity	14. Unit Wt/Vol
a. NON-RCRA, NON-HAZARDOUS LIQUID (WATER) Profile C 305835 ERG#	001	TT	05000	G
b. Baker-P7507				
c.				
d.				

D. Additional Descriptions for Materials Listed Above

E. Handling Codes for Wastes Listed Above

15. Special Handling Instructions and Additional Information
24 HR. EMERGENCY RESPONSE #: (623)516-3340 X2289

Work order # 722ROM301166

16. GENERATOR'S CERTIFICATION: I certify the materials described above on this manifest are not subject to federal regulations for reporting proper disposal of Hazardous Waste.

Printed/Typed Name: SK ~~SPENCER KEIL~~ SK Jerry McPherson — Signature — Month 02 Day 07 Year 06

17. Transporter 1 Acknowledgement of Receipt of Materials

Printed/Typed Name: SPENCER KEIL — Signature — Month 02 Day 07 Year 06

18. Transporter 2 Acknowledgement of Receipt of Materials

Printed/Typed Name — Signature — Month Day Year

19. Discrepancy Indication Space

20. Facility Owner or Operator: Certification of receipt of waste materials covered by this manifest except as noted in Item 19.

Printed/Typed Name: M. West — Signature — Month 02 Day 07 Year 06

GENERATOR — TRANSPORTER — FACILITY

ORIGINAL - RETURN TO GENERATOR

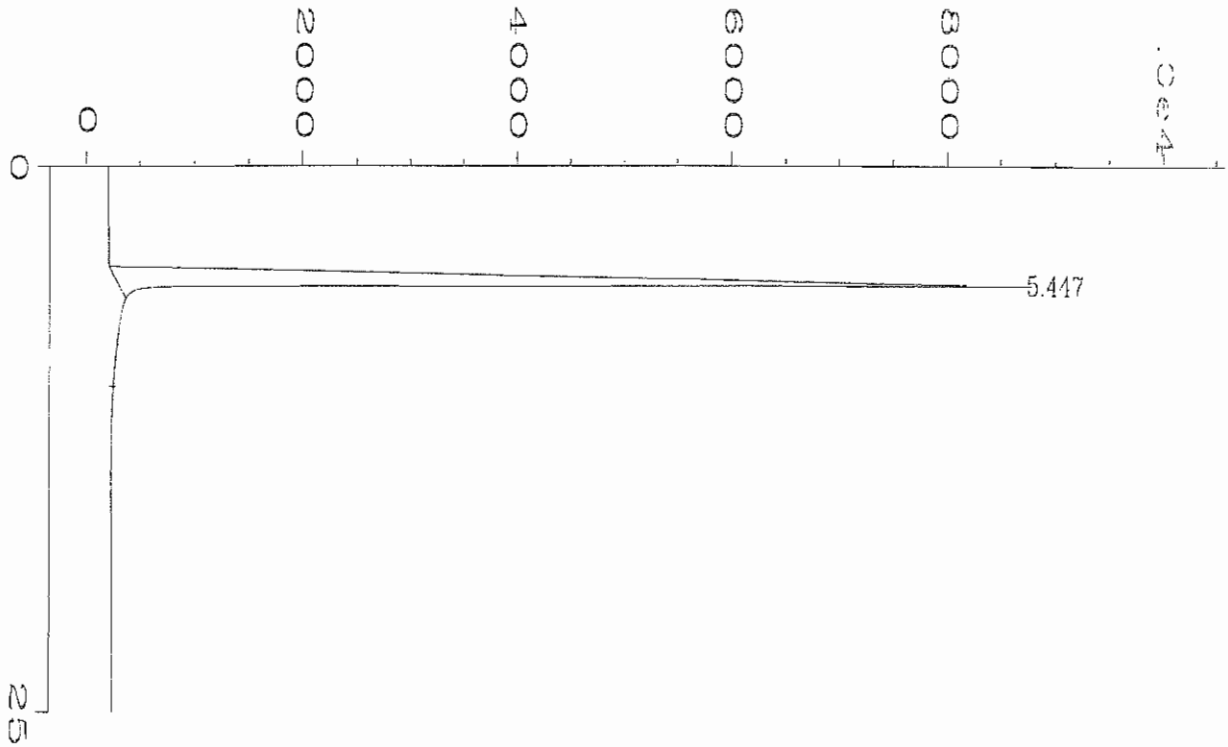

==========

Area Percent Report

==========

Data File Name : C:\HPCHEM\2\DATA\020706\056R0101.D
Operator :
Instrument : GC2
Sample Name : 810051 f
Run Time Bar Code:
Acquired on : 07 Feb 06 12:53 PM
Report Created on: 07 Feb 06 01:20 PM

Page Number : 1
Vial Number : 56
Injection Number : 1
Sequence Line : 1
Instrument Method: TCD.MTH
Analysis Method : TCD_X.MTH

Sig. 2 in C:\HPCHEM\2\DATA\020706\056R0101.D

Pk#	Ret Time	Area	Height	Type	Width	Area %
1	5.447	228538	8436	BB	0.326	100.0000

Total area = 228538

==========

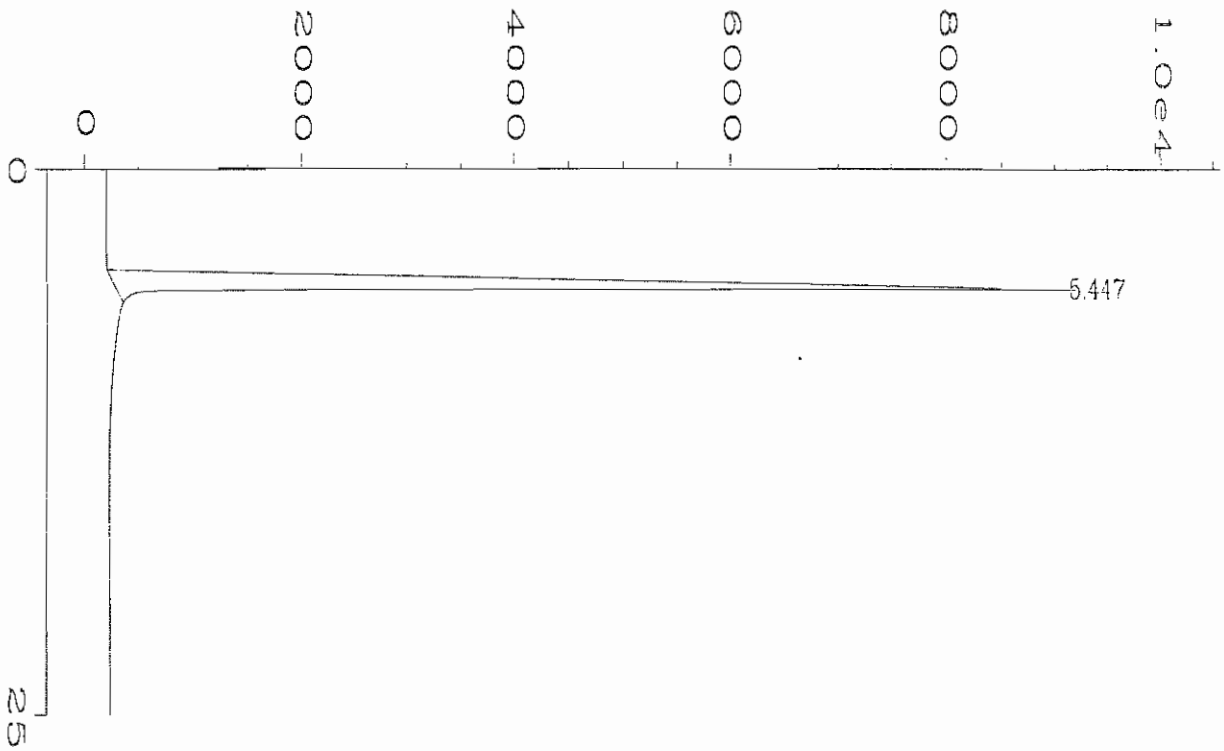

==========

Area Percent Report

==========

Data File Name	: C:\HPCHEM\2\DATA\020706\057R0101.D		
Operator	:	Page Number	: 1
Instrument	: GC2	Vial Number	: 57
Sample Name	: 810051 r	Injection Number	: 1
Run Time Bar Code:		Sequence Line	: 1
Acquired on	: 07 Feb 06 01:20 PM	Instrument Method	: TCD.MTH
Report Created on	: 07 Feb 06 01:53 PM	Analysis Method	: TCD_X.MTH

Sig. 2 in C:\HPCHEM\2\DATA\020706\057R0101.D

Pk#	Ret Time	Area	Height	Type	Width	Area %
1	5.447	239185	8853	BB	0.321	100.0000

Total area = 239185

==========

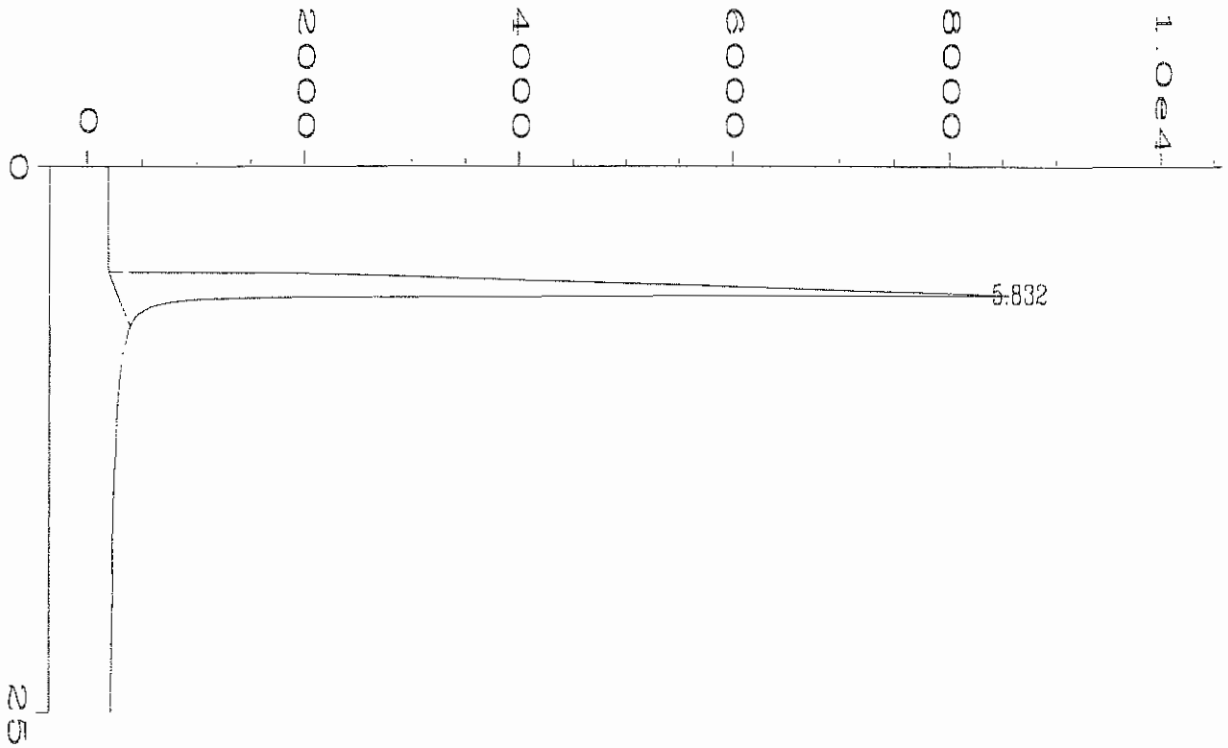

==========

Area Percent Report

==========

Data File Name	: C:\HPCHEM\2\DATA\020806\012F0101.D		
Operator	:	Page Number	: 1
Instrument	: GC2	Vial Number	: 12
Sample Name	: 810131 f	Injection Number	: 1
Run Time Bar Code:		Sequence Line	: 1
Acquired on	: 08 Feb 06 04:32 PM	Instrument Method:	TCD.MTH
Report Created on:	08 Feb 06 05:05 PM	Analysis Method	: TCD.MTH

Sig. 1 in C:\HPCHEM\2\DATA\020806\012F0101.D

Pk#	Ret Time	Area	Height	Type	Width	Area %
1	5.832	354008	8361	BB	0.528	100.0000

Total area = 354008

==========

P0L0615 07

NON-HAZARDOUS WASTE MANIFEST

1. Generator's US EPA ID No. A Z D 9 8 0 8 1 4 4 7 9
Manifest Document No. V 0 0 0 7
2. Page 1 of 1

3. Generator's Name and Mailing Address
UNIVERSAL PROPULSION INC.
25401 N CENTRAL
PHOENIX, AZ 85027
4. Generator's Phone (623 516-3340 Contact: JERRY MCPHERON

5. Transporter 1 Company Name: ROMIC ENVIRONMENTAL TECH. S.W.
6. US EPA ID Number: A Z D 0 0 9 0 1 5 3 8 9
A. Transporter's Phone: (520)796-1040

7. Transporter 2 Company Name
8. US EPA ID Number
B. Transporter's Phone

9. Designated Facility Name and Site Address
ROMIC ENVIRONMENTAL TECH. S.W.
6760 W ALLISON ROAD
CHANDLER, AZ 85226
10. US EPA ID Number: A Z D 0 0 9 0 1 5 3 8 9
C. Facility's Phone: (520)796-1040

11. Waste Shipping Name and Description	12. Containers No.	Type	13. Total Quantity	14. Unit Wt/Vol
a. NON-RCRA, NON-HAZARDOUS LIQUID (WATER) Profile C 305875 NRGA	001	T	03500	G
b. RFR-238867				
c.				
d.				

D. Additional Descriptions for Materials Listed Above

E. Handling Codes for Wastes Listed Above

15. Special Handling Instructions and Additional Information
24 HR. EMERGENCY RESPONSE #: (623)516-3340 X2289

Work Order # 722ROM30169

16. GENERATOR'S CERTIFICATION: I certify the materials described above on this manifest are not subject to federal regulations for reporting proper disposal of Hazardous Waste.

Printed/Typed Name: BRUCE CHOPPER
Signature: Bruce Chopper
Month Day Year: 10 20 70

17. Transporter 1 Acknowledgement of Receipt of Materials
Printed/Typed Name: GLEN M CANNEY
Signature
Month Day Year: 10 20 70

18. Transporter 2 Acknowledgement of Receipt of Materials
Printed/Typed Name
Signature
Month Day Year

19. Discrepancy Indication Space

20. Facility Owner or Operator: Certification of receipt of waste materials covered by this manifest except as noted in Item 19.

Printed/Typed Name: M-WCA
Signature
Month Day Year: 10 20 70

GENERATOR
TRANSPORTER
FACILITY

ORIGINAL - RETURN TO GENERATOR

P0L0615-07

NON-HAZARDOUS WASTE MANIFEST

1. Generator's US EPA ID No.: A Z D 9 8 0 8 1 4 4 7 9
Manifest Document No.: U P O O 8
2. Page 1 of 1

3. Generator's Name and Mailing Address
UNIVERSAL PROPULSION INC.
25401 N CENTRAL
PHOENIX, AZ 85027

4. Generator's Phone (623 516-3340 Contact: JERRY MCPHERON

5. Transporter 1 Company Name: BONIC ENVIRONMENTAL TECH. S.W.
6. US EPA ID Number: A Z D 0 0 9 0 1 5 3 8 9
A. Transporter's Phone: (520)796-1040

7. Transporter 2 Company Name:
8. US EPA ID Number:
B. Transporter's Phone:

9. Designated Facility Name and Site Address
BONIC ENVIRONMENTAL TECH. S.W.
6760 W ALLISON ROAD
CHANDLER, AZ 85226
10. US EPA ID Number: A Z D 0 0 9 0 1 5 3 8 9
C. Facility's Phone: (520)796-1040

11. Waste Shipping Name and Description	12. Containers No.	Type	13. Total Quantity	14. Unit Wt/Vol
a. NON-RCRA, NON-HAZARDOUS LIQUID (WATER) Prf1# C 305875 ERG#	001	TT	05000	G
b. RFR-238867				
c.				
d.				

D. Additional Descriptions for Materials Listed Above

E. Handling Codes for Wastes Listed Above

15. Special Handling Instructions and Additional Information
24 HR. EMERGENCY RESPONSE #: (623)516-3340 X2289

Work Order # 722ROM30168

16. GENERATOR'S CERTIFICATION: I certify the materials described above on this manifest are not subject to federal regulations for reporting proper disposal of Hazardous Waste.
Printed/Typed Name: BRUCE CHOPPER
Signature: Bruce Chopper
Month 02 Day 07 Year 06

17. Transporter 1 Acknowledgement of Receipt of Materials
Printed/Typed Name: SPENCER KEIL
Signature: Spencer Keil
Month 02 Day 07 Year 06

18. Transporter 2 Acknowledgement of Receipt of Materials
Printed/Typed Name:
Signature:
Month Day Year

19. Discrepancy Indication Space

20. Facility Owner or Operator: Certification of receipt of waste materials covered by this manifest except as noted in Item 19.
Printed/Typed Name: M. West
Signature:
Month 02 Day 07 Year 06

GENERATOR — TRANSPORTER — FACILITY

ORIGINAL - RETURN TO GENERATOR

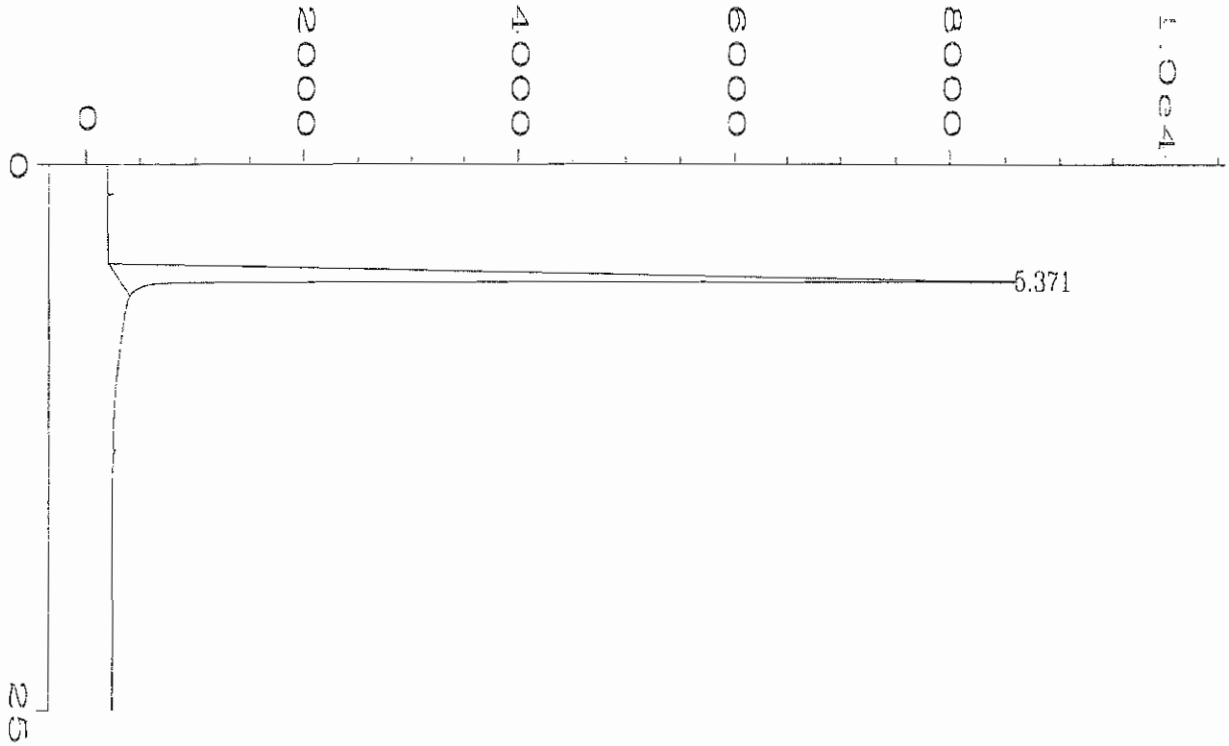

==========

Area Percent Report

==========

Data File Name : C:\HPCHEM\2\DATA\020806\062R0101.D
Operator :
Instrument : GC2
Sample Name : 810131 r
Run Time Bar Code:
Acquired on : 08 Feb 06 05:05 PM
Report Created on: 08 Feb 06 05:38 PM

Page Number : 1
Vial Number : 62
Injection Number : 1
Sequence Line : 1
Instrument Method: TCD.MTH
Analysis Method : TCD_X.MTH

Sig. 2 in C:\HPCHEM\2\DATA\020806\062R0101.D

Pk#	Ret Time	Area	Height	Type	Width	Area %
1	5.371	215198	8276	BB	0.315	100.0000

Total area = 215198

==========



==========

Area Percent Report

==========

Data File Name : C:\HPCHEM\2\DATA\020806\062R0101.D
Operator :
Instrument : GC2
Sample Name : 810131 r
Run Time Bar Code:
Acquired on : 08 Feb 06 05:05 PM
Report Created on: 08 Feb 06 05:38 PM

Page Number : 1
Vial Number : 62
Injection Number : 1
Sequence Line : 1
Instrument Method: TCD.MTH
Analysis Method : TCD_X.MTH

Sig. 2 in C:\HPCHEM\2\DATA\020806\062R0101.D

Pk#	Ret Time	Area	Height	Type	Width	Area %
1	5.371	215198	8276	BB	0.315	100.0000

Total area = 215198

==========

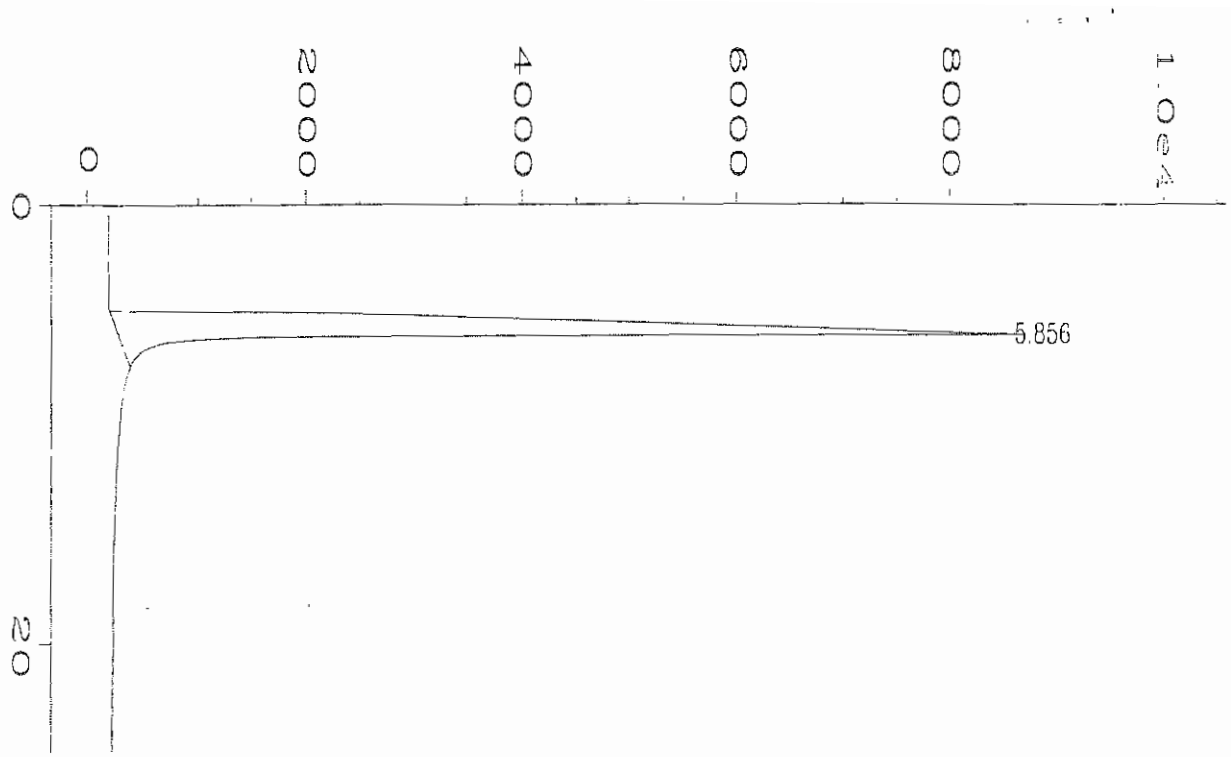

==========

Area Percent Report

==========

Data File Name : C:\HPCHEM\2\DATA\020806\013F0101.D
Operator :
Instrument : GC2
Sample Name : 810130
Run Time Bar Code:
Acquired on : 08 Feb 06 05:05 PM
Report Created on: 08 Feb 06 05:37 PM

Page Number : 1
Vial Number : 13
Injection Number : 1
Sequence Line : 1
Instrument Method: TCD.MTH
Analysis Method : TCD.MTH

Sig. 1 in C:\HPCHEM\2\DATA\020806\013F0101.D

Pk#	Ret Time	Area	Height	Type	Width	Area %
1	5.856	366019	8607	BB	0.524	100.0000

Total area = 366019

==========

NON-HAZARDOUS WASTE MANIFEST

1. Generator's US EPA ID No. A.Z.D.9.8.0.8.1.4.4.7.9
Manifest Document No. 73106
2. Page 1 of 1

3. Generator's Name and Mailing Address
UNIVERSAL PROPULSION INC.
25401 N CENTRAL
PHOENIX, AZ 85027

4. Generator's Phone (623 516-3340 Contact: JERRY MCPHERON

5. Transporter 1 Company Name: ROMIC ENVIRONMENTAL TECH. S.W.
6. US EPA ID Number: A.Z.D.0.0.9.0.1.5.3.8
A. Transporter's Phone: (520)796-1040

7. Transporter 2 Company Name
8. US EPA ID Number
B. Transporter's Phone

9. Designated Facility Name and Site Address
ROMIC ENVIRONMENTAL TECH. S.W.
6760 W ALLISON ROAD
CHANDLER, AZ 85226
10. US EPA ID Number: AZD009153 8
C. Facility's Phone: (520)796-1040

11. Waste Shipping Name and Description	12. Containers No.	Type	13. Total Quantity	14. Unit Wt/Vol
a. NON-RCRA, NON-HAZARDOUS LIQUID (WATER) Prfl# C 305875 ERG#	001	TT	38.500	P
b.				
c.				
d.				

D. Additional Descriptions for Materials Listed Above

E. Handling Codes for Wastes Listed Above

15. Special Handling Instructions and Additional Information
WORK ORDER #722ROM34443
24 HR. EMERGENCY RESPONSE #: (623)516-3340 X2289

16. GENERATOR'S CERTIFICATION: I certify the materials described above on this manifest are not subject to federal regulations for reporting proper disposal of Hazardous Waste.
Printed/Typed Name: GREG CARPENTER
Signature: Greg Carpenter
Month Day Year: 07 31 06

17. Transporter 1 Acknowledgement of Receipt of Materials
Printed/Typed Name: Bill DIXON
Signature:
Month Day Year: 07 31 06

18. Transporter 2 Acknowledgement of Receipt of Materials
Printed/Typed Name
Signature
Month Day Year

19. Discrepancy Indication Space

20. Facility Owner or Operator: Certification of receipt of waste materials covered by this manifest except as noted in Item 19.
Printed/Typed Name: J. de Jesus
Signature:
Month Day Year: 07 31 06

GENERATOR
TRANSPORTER
FACILITY

ORIGINAL - RETURN TO GENERATOR

MALCOLM PIRNIE

INDEPENDENT ENVIRONMENTAL
ENGINEERS, SCIENTISTS
AND CONSULTANTS

B

APPENDIX

B
APPENDI

APPENDIX B

WATER LEVEL DATA

APPENDIX B
Water Level Data

Well Identification	Date of Measurement	Time of Measurement	Mesuring Point Elevation (ft above sea level)	Depth to Water from Measuring Point (ft)	Gronndwater Elevation (ft above sea level)
MW-1	11/13/06	9:51	1557.22	208.04	1349.18
	8/28/06	12:42	1557.22	208.04	1349.18
	5/22/06	8:42	1557.22	208.08	1349.14
	3/20/06	3:25	1557.22	207.98	1349.24
	2/20/06	10:53	1557.22	208.04	1349.18
	1/27/06	11:25	1557.22	208.09	1349.13
	12/22/05	3:09	1557.22	208.15	1349.07
	12/2/05	12:45	1557.22	207.97	1349.25
	10/24/05	9:34	1557.22	208.03	1349.19
	9/22/05	8:04	1557.22	208.03	1349.19
	8/22/05	7:00	1557.22	208.04	1349.18
	7/18/05	7:16	1557.22	208.13	1349.09
	6/27/05	7:30	1557.22	207.82	1349.40
	5/20/05	8:00	1557.22	207.69	1349.53
	4/25/05	7:25	1557.22	207.47	1349.75
	3/15/05	12:05	1557.22	207.36	1349.86
	2/14/05	10:32	1557.22	207.52	1349.70
	1/17/05	7:15	1557.22	207.62	1349.60
MW-2	11/13/06	10:05	1567.62	218.38	1349.24
	8/28/06	12:24	1567.62	218.35	1349.27
	5/22/06	8:27	1567.62	218.43	1349.19
	3/20/06	3:05	1567.62	218.33	1349.29
	2/20/06	10:45	1567.62	218.43	1349.19
	1/27/06	11:18	1567.62	218.47	1349.15
	12/22/05	3:03	1567.62	218.48	1349.14
	12/2/05	12:35	1567.62	218.34	1349.28
	10/24/05	8:26	1567.62	218.44	1349.18
	9/22/05	7:55	1567.62	218.44	1349.18
	8/22/05	7:06	1567.62	218.43	1349.19
	7/18/05	7:10	1567.62	218.53	1349.09
	6/27/05	7:25	1567.62	218.20	1349.42
	5/20/05	7:49	1567.62	218.06	1349.56
	4/25/05	7:15	1567.62	217.88	1349.74
	3/15/05	12:10	1567.62	217.83	1349.79
	2/14/05	10:25	1567.62	217.93	1349.69
	1/17/05	7:30	1567.62	218.02	1349.60
MW-3	11/13/06	10:40	1583.59	232.82	1350.77
	8/28/06	10:04	1583.59	232.24	1351.35
	5/22/06	9:18	1583.59	231.91	1351.68
	3/20/06	7:35	1583.59	231.59	1352.00
	2/20/06	9:35	1583.59	231.47	1352.12
	1/27/06	10:48	1583.59	231.34	1352.25
	12/22/05	2:15	1583.59	231.15	1352.44
	11/30/05	12:40	1583.59	231.12	1352.47
	10/24/05	8:10	1583.59	230.94	1352.65
	9/22/05	8:25	1583.59	231.67	1351.92
	8/22/05	8:12	1583.59	230.63	1352.96
	7/18/05	7:36	1583.59	230.61	1352.98
	6/27/05	8:20	1583.59	230.30	1353.29
	5/20/05	8:26	1583.59	230.21	1353.38
	4/25/05	8:20	1583.59	229.94	1353.65
	3/15/05	11:50	1583.59	229.86	1353.73
	2/14/05	10:56	1583.59	229.73	1353.86
	1/17/05	7:45	1583.59	229.35	1354.24

APPENDIX B
Water Level Data

Well Identification	Date of Measurement	Time of Measurement	Mesuring Point Elevation (ft above sea level)	Depth to Water from Measuring Point (ft)	Groundwater Elevatiou (ft above sea level)
MW-4	11/13/06	9:26	1620.34	271.33	1349.01
	8/28/06	11:15	1620.34	271.82	1348.52
	5/22/06	8:57	1620.34	271.43	1348.91
	3/20/06	3:55	1620.34	271.28	1349.06
	2/20/06	8:50	1620.34	271.22	1349.12
	1/27/06	9:50	1620.34	271.05	1349.29
	12/22/05	2:27	1620.34	270.80	1349.54
	11/30/05	12:54	1620.34	270.82	1349.52
	10/24/05	8:47	1620.34	270.78	1349.56
	9/22/05	7:17	1620.34	270.44	1349.90
	8/22/05	7:21	1620.34	270.40	1349.94
	7/18/05	6:45	1620.34	270.56	1349.78
	6/27/05	7:50	1620.34	270.26	1350.08
	5/20/05	7:16	1620.34	270.22	1350.12
	4/25/05	6:45	1620.34	270.12	1350.22
	3/15/05	12:30	1620.34	270.15	1350.19
	2/14/05	10:04	1620.34	270.04	1350.30
	1/17/05	8:00	1620.34	269.84	1350.50
MW-5	11/13/06	9:35	1590.45	241.04	1349.41
	8/28/06	11:41	1590.45	240.97	1349.48
	5/22/06	8:48	1590.45	241.07	1349.38
	3/20/06	3:40	1590.45	240.92	1349.53
	2/20/06	10:35	1590.45	240.94	1349.51
	1/27/06	11:11	1590.45	240.99	1349.46
	12/22/05	2:55	1590.45	240.90	1349.55
	11/30/05	13:04	1590.45	240.81	1349.64
	10/24/05	8:56	1590.45	240.85	1349.60
	9/22/05	7:30	1590.45	240.81	1349.64
	8/22/05	7:34	1590.45	240.81	1349.64
	7/18/05	7:00	1590.45	240.90	1349.55
	6/27/05	8:00	1590.45	240.58	1349.87
	5/20/05	7:35	1590.45	240.48	1349.97
	4/25/05	7:00	1590.45	240.38	1350.07
	3/15/05	12:20	1590.45	240.36	1350.09
	2/14/05	10:40	1590.45	240.44	1350.01
	1/17/05	8:15	1590.45	240.47	1349.98
MW-6	11/13/06	10:22	1548.22	161.11	1387.11
	8/28/06	12:16	1548.22	159.64	1388.58
	5/22/06	10:11	1548.22	157.80	1390.42
	3/20/06	4:25	1548.22	156.61	1391.61
	2/20/06	11:10	1548.22	156.10	1392.12
	1/27/06	11:01	1548.22	155.56	1392.66
	12/22/05	2:47	1548.22	154.68	1393.54
	11/30/05	13:48	1548.22	154.16	1394.06
	10/24/05	9:03	1548.22	153.11	1395.11
	9/22/05	8:14	1548.22	151.89	1396.33
	8/22/05	7:49	1548.22	150.88	1397.34
	7/18/05	7:25	1548.22	149.61	1398.61
	6/27/05	8:10	1548.22	148.82	1399.40
	5/20/05	8:10	1548.22	148.31	1399.91
	4/25/05	7:35	1548.22	149.74	1398.48
	3/15/05	12:00	1548.22	160.38	1387.84
	2/14/05	11:21	1548.22	162.50	1385.72
	1/17/05	8:30	1548.22	162.32	1385.90

APPENDIX B
Water Level Data

Well Identification	Date of Measnrement	Time of Measurement	Mesuring Point Elevation (ft above sea level)	Depth to Water from Measuring Point (ft)	Groundwater Elevation (ft above sea level)
MW-7	11/13/06	10:30	1541.35	159.48	1381.87
	8/28/06	10:27	1541.35	159.54	1381.81
	5/22/06	9:48	1541.35	159.39	1381.96
	3/20/06	4:45	1541.35	158.83	1382.52
	2/20/06	9:55	1541.35	158.58	1382.77
	1/27/06	10:34	1541.35	158.25	1383.10
	12/22/05	1:47	1541.35	157.73	1383.62
	11/30/05	12:25	1541.35	157.41	1383.94
	10/24/05	8:37	1541.35	157.01	1384.34
	9/22/05	8:45	1541.35	156.37	1384.98
	8/22/05	8:38	1541.35	156.09	1385.26
	7/18/05	7:57	1541.35	155.94	1385.41
	6/27/05	8:45	1541.35	155.60	1385.75
	5/20/05	8:52	1541.35	155.56	1385.79
	4/25/05	8:40	1541.35	155.56	1385.79
	3/15/05	11:30	1541.35	155.48	1385.87
	2/14/05	11:11	1541.35	155.20	1386.15
	1/17/05	8:45	1541.35	155.02	1386.33
MW-8	11/13/06	8:53	1542.18	192.98	1349.20
	8/28/06	10:35	1542.18	192.95	1349.23
	5/22/06	9:55	1542.18	192.97	1349.21
	3/20/06	4:58	1542.18	192.83	1349.35
	2/20/06	10:05	1542.18	192.93	1349.25
	1/27/06	10:24	1542.18	193.98	1348.20
	12/22/05	1:54	1542.18	192.91	1349.27
	11/30/05	12:18	1542.18	192.84	1349.34
	10/24/05	8:28	1542.18	192.89	1349.29
	9/22/05	8:55	1542.18	192.84	1349.34
	8/22/05	8:50	1542.18	192.90	1349.28
	7/18/05	8:06	1542.18	192.88	1349.30
	6/27/05	10:15	1542.18	192.57	1349.61
	5/20/05	9:10	1542.18	192.50	1349.68
	4/25/05	8:50	1542.18	192.29	1349.89
	3/15/05	11:40	1542.18	192.27	1349.91
	2/14/05	11:30	1542.18	192.29	1349.89
	1/17/05	9:00	1542.18	192.27	1349.91
MW-9	11/13/06	8:43	1565.60	216.07	1349.53
	8/28/06	10:47	1565.60	215.95	1349.65
	5/22/06	10:02	1565.60	216.03	1349.57
	3/20/06	5:10	1565.60	215.82	1349.78
	2/20/06	10:15	1565.60	215.84	1349.76
	1/27/06	10:14	1565.60	215.83	1349.77
	12/22/05	2:03	1565.60	215.64	1349.96
	11/30/05	12:07	1565.60	215.70	1349.90
	10/24/05	8:18	1565.60	215.72	1349.88
	9/22/05	9:08	1565.60	215.59	1350.01
	8/22/05	9:02	1565.60	215.57	1350.03
	7/18/05	8:19	1565.60	215.68	1349.92
	6/27/05	10:30	1565.60	215.41	1350.19
	5/20/05	9:26	1565.60	215.36	1350.24
	4/25/05	9:55	1565.60	215.34	1350.26
	3/15/05	11:10	1565.60	215.36	1350.24
	2/14/05	11:39	1565.60	215.29	1350.31

APPENDIX B
Water Level Data

Well Identification	Date of Measurement	Time of Measurement	Mesnring Point Elevation (ft above sea level)	Depth to Water from Measuring Point (ft)	Groundwater Elevation (ft above sea level)
MW-10	11/13/06	10:50	1536.11	150.45	1385.66
	8/28/06	10:15	1536.11	150.05	1386.06
	5/22/06	9:42	1536.11	149.66	1386.45
	3/20/06	4:35	1536.11	149.54	1386.57
	2/20/06	9:45	1536.11	149.56	1386.55
	1/27/06	10:39	1536.11	149.48	1386.63
	12/22/05	1:41	1536.11	149.33	1386.78
	11/30/05	12:32	1536.11	149.27	1386.84
	10/24/05	7:55	1536.11	149.20	1386.91
	9/22/05	8:36	1536.11	148.88	1387.23
	8/22/05	8:28	1536.11	149.02	1387.09
	7/18/05	7:48	1536.11	149.08	1387.03
	6/27/05	8:35	1536.11	149.04	1387.07
	5/20/05	8:42	1536.11	149.33	1386.78
	4/25/05	8:30	1536.11	149.56	1386.55
	3/15/05	11:20	1536.11	149.71	1386.40
	2/14/05	11:06	1536.11	149.92	1386.19
MW-11	11/13/06	9:43	1603.35	253.80	1349.55
	8/28/06	11:30	1603.35	253.78	1349.57
	5/22/06	9:06	1603.35	253.83	1349.52
	3/20/06	4:10	1603.35	253.71	1349.64
	2/20/06	10:30	1603.35	253.71	1349.64
	1/27/06	9:59	1603.35	253.76	1349.59
	12/22/05	3:17	1603.35	253.68	1349.67
MW-12	11/13/06	9:56	1557.46	209.14	1348.32
	8/28/06	12:35	1557.46	209.12	1348.34
	5/22/06	8:36	1557.46	209.17	1348.29
	3/20/06	3:15	1557.46	209.09	1348.37
	2/20/06	11:00	1557.46	209.11	1348.35
	1/27/06	10:57	1557.46	209.20	1348.26
	12/22/05	2:40	1557.46	209.16	1348.30

MALCOLM PIRNIE

INDEPENDENT ENVIRONMENTAL
ENGINEERS, SCIENTISTS
AND CONSULTANTS

C

APPENDIX

C
APPENDIX

APPENDIX C

WELL HYDROGRAPHS

APPENDIX C
Well Hydrographs (feet amsl)

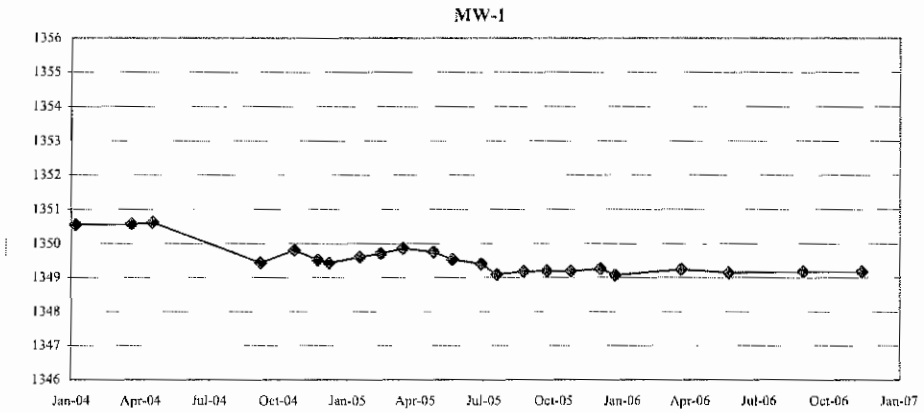

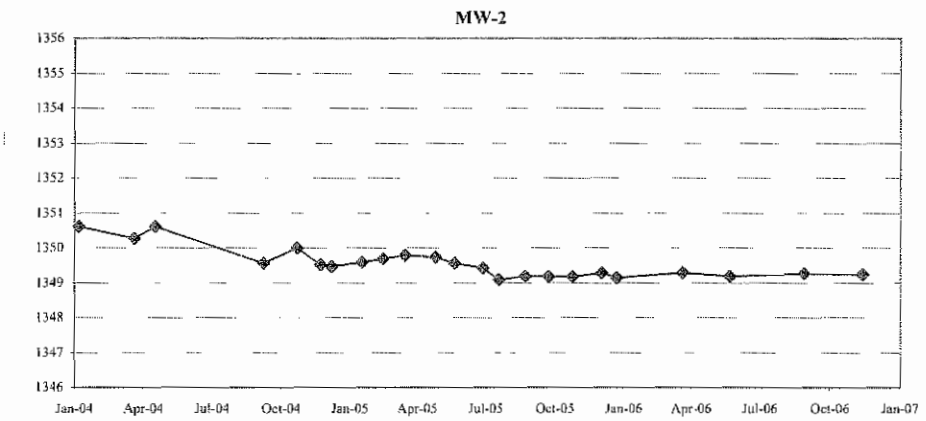

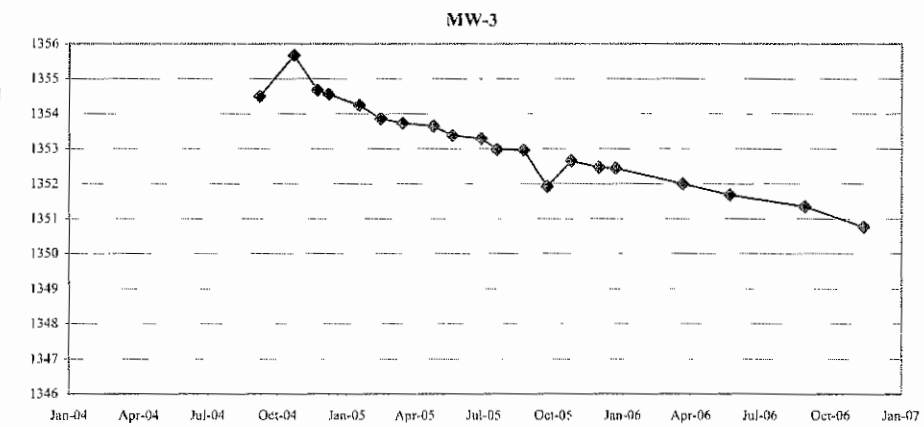

APPENDIX C
Well Hydrographs (feet amsl)

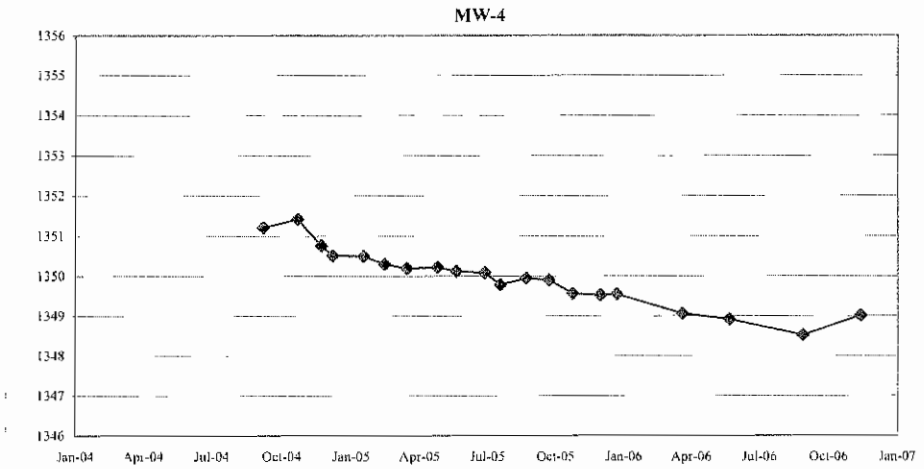

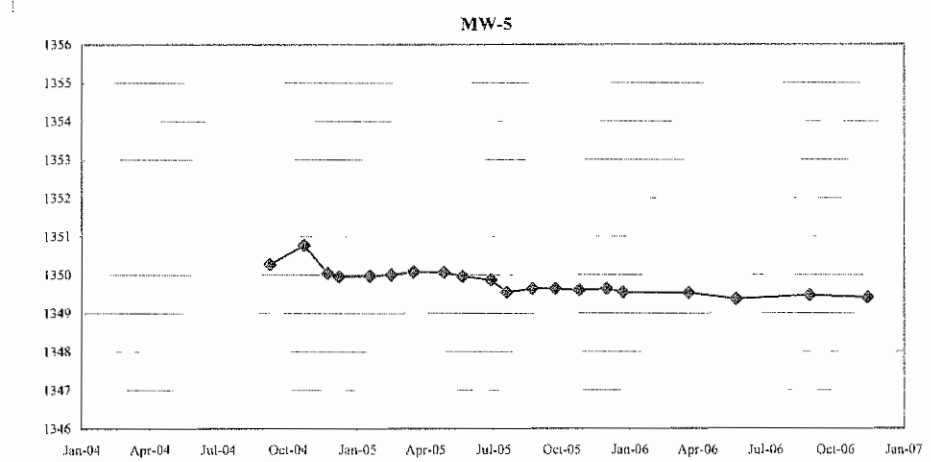

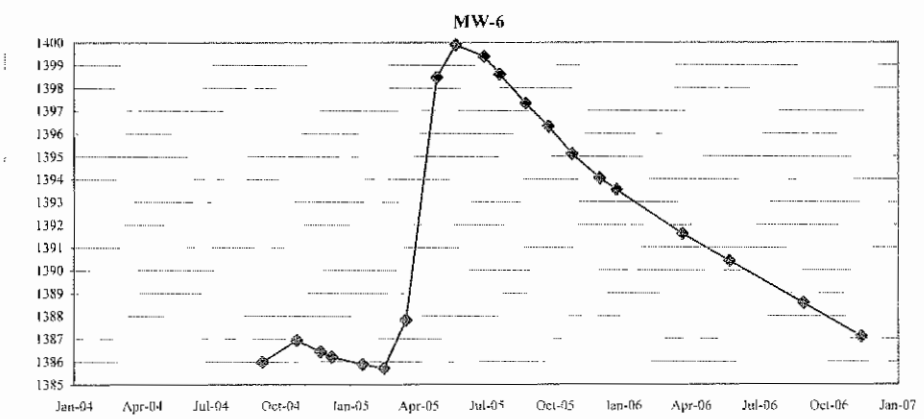

APPENDIX C
Well Hydrographs (feet amsl)

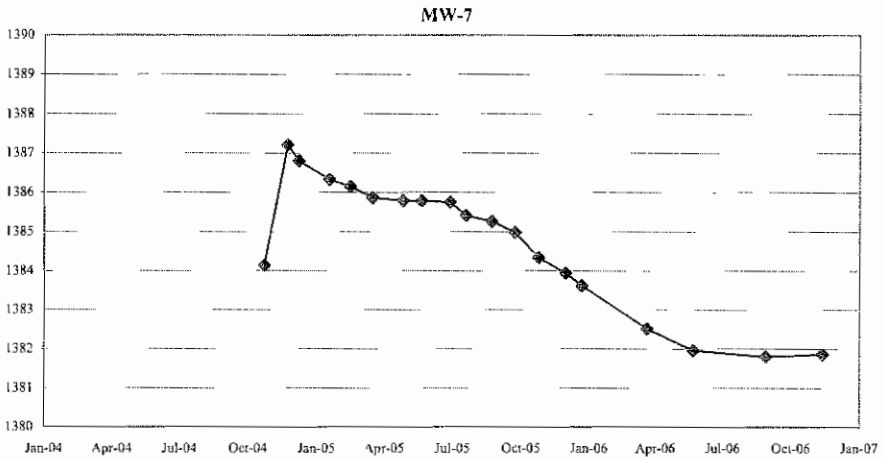

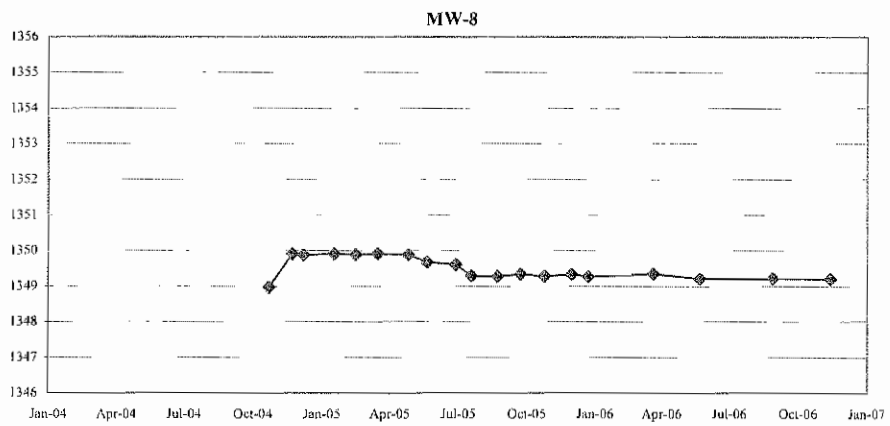

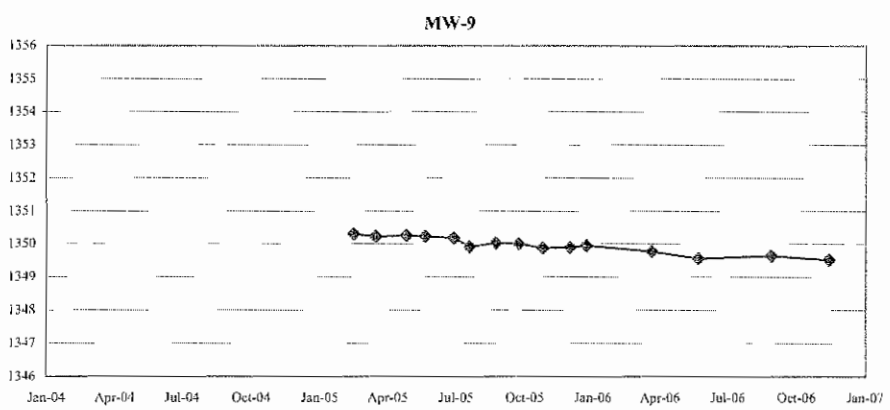

APPENDIX C
Well Hydrographs (feet amsl)

MW-10

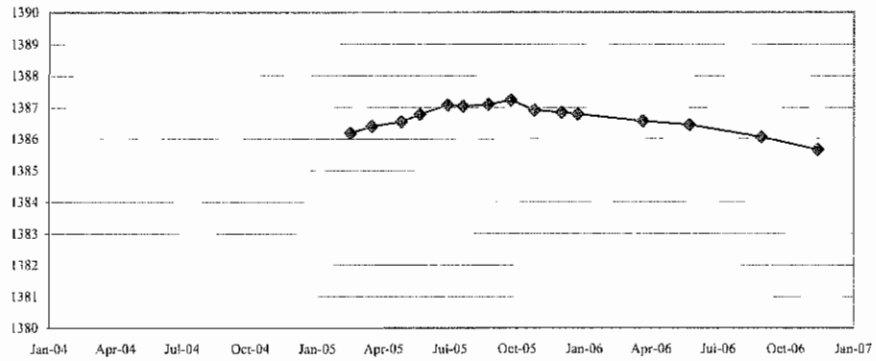

MW-11

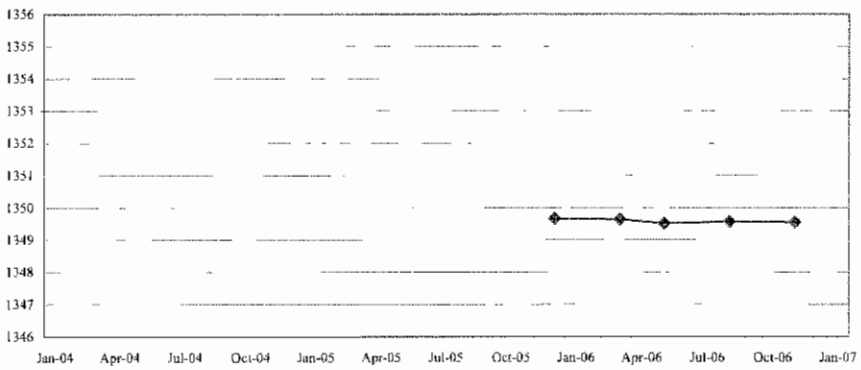

MW-12

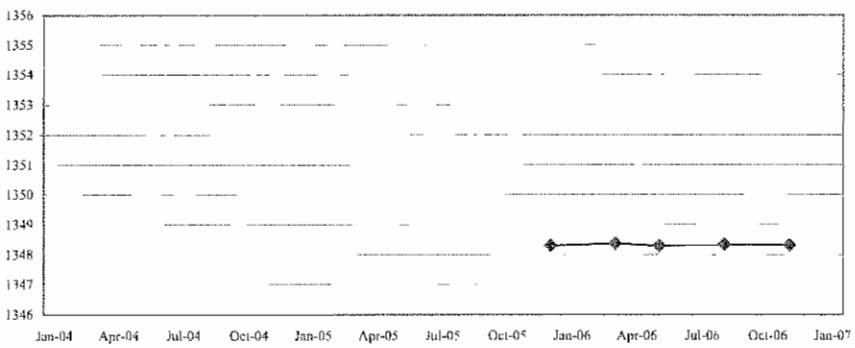

MALCOLM PIRNIE

INDEPENDENT ENVIRONMENTAL
ENGINEERS, SCIENTISTS
AND CONSULTANTS

D

APPENDIX

D
APPENDI

GREEN SEAL

APPENDIX D

UPCO MONITORING WELL WATER QUALITY DATA

APPENDIX D
UPCO Monitor Well Water Quality Data

Parameters	MW-1 9/7/2004	MW-1 11/4/2004	MW-1 12/9/2004	MW-1 1/17/2005	MW-1 4/25/2005	MW-1 7/18/2005	MW-1 10/24/2005	MW-1 3/21/2006	MW-1 5/22/2006	MW-1 8/28/2006	MW-1 11/13/2006	MW-2 9/7/2004	MW-2 11/5/2004	MW-2 12/9/2004	MW-2 1/17/2005	MW-2 4/25/2005	MW-2 7/18/2005	MW-2 10/24/2005	MW-2 3/22/2006	MW-2 5/23/2006
Inorganics (mg/L)																				
Arsenic	<0.05	<0.05	<0.05	<0.05	<0.05	0.011	0.01	<0.05	NA	NA	NA	<0.05	<0.05	<0.05	<0.05	<0.05	0.0084	0.0083	<0.05	NA
Barium	0.064	0.062	0.062	0.059	0.068	0.068	0.064	0.066	NA	NA	NA	0.096	0.099	0.11	0.094	0.088	0.091	0.084	0.085	NA
Cadmium	<0.005	<0.005	<0.005	<0.005	<0.005	<0.005	<0.005	<0.005	NA	NA	NA	<0.005	<0.005	<0.005	<0.005	<0.005	<0.005	<0.005	<0.005	NA
Calcium	65	NA	NA	NA	NA	NA	NA	NA	NA	NA	NA	32	NA	NA	NA	NA	NA	NA	NA	NA
Chromium	<0.01	<0.01	<0.01	<0.01	<0.010	<0.0040	<0.0040	<0.010	NA	NA	NA	0.018	0.011	0.011	0.014	0.012	0.014	0.013	<0.01	NA
Lead	<0.05	<0.05	<0.05	<0.05	<0.05	0.0029	<0.002	<0.050	NA	NA	NA	<0.05	<0.05	<0.05	<0.05	<0.05	0.0026	<0.002	<0.05	NA
Magnesium	14	NA	NA	NA	NA	NA	NA	NA	NA	NA	NA	11	NA	NA	NA	NA	NA	NA	NA	NA
Mercury	<0.0002	<0.0002	<0.0002	<0.0002	<0.0002	<0.0002	<0.0002	<0.0002	NA	NA	NA	<0.0002	<0.0002	<0.0002	<0.0002	<0.0002	<0.0002	<0.0002	<0.0002	NA
Potassium	5.2	NA	NA	NA	NA	NA	NA	NA	NA	NA	NA	4	NA	NA	NA	NA	NA	NA	NA	NA
Selenium	<0.05	<0.05	<0.05	<0.05	<0.05	<0.0040	<0.0040	<0.05	NA	NA	NA	<0.05	<0.05	<0.05	<0.05	<0.05	<0.0040	<0.0040	<0.05	NA
Silver	<0.005	<0.005	<0.005	<0.005	<0.005	<0.005	<0.005	<0.005	NA	NA	NA	<0.005	<0.005	<0.005	<0.005	<0.005	<0.005	<0.005	<0.005	NA
Sodium	22	NA	NA	NA	NA	NA	NA	NA	NA	NA	NA	35	NA	NA	NA	NA	NA	NA	NA	NA
Perchlorate (ug/L)	94	89	89	77	65	58	47	49	52	61	64	50	54	56	55	64	61	71	69	75
Water Chemistry (mg/L)																				
Alkalinity as CaCO3	130	NA	NA	NA	NA	NA	NA	NA	NA	NA	NA	160	NA	NA	NA	NA	NA	NA	NA	NA
Cation/Anion Balance (%)	0.2	NA	NA	NA	NA	NA	NA	NA	NA	NA	NA	1.4	NA	NA	NA	NA	NA	NA	NA	NA
Chloride	64	59	49	NA	NA	NA	NA	NA	NA	NA	NA	20	19	21	NA	NA	NA	NA	NA	NA
Fluoride	0.44	NA	NA	NA	0.42	0.47	NA	NA	NA	NA	NA	0.62	NA	NA	NA	NA	NA	NA	NA	NA
Nitrate-N	1.9 R	NA	1.9	1.7	1.4	1.5	1.4	1.3	NA	NA	NA	3.8	NA	3	3.1	3.2	3.1	3.5	3.5	NA
Specific Conductance (umhos/cm)	580	NA	NA	NA	NA	NA	NA	NA	NA	NA	NA	420	NA	NA	NA	NA	NA	NA	NA	NA
Sulfate	42	NA	NA	NA	NA	NA	NA	NA	NA	NA	NA	6.5	NA	NA	NA	NA	NA	NA	NA	NA
Total Dissolved Solids	380	350	360	NA	NA	NA	NA	NA	NA	NA	NA	270	260	270	NA	NA	NA	NA	NA	NA
Volatile Organic Compounds (ug/L)																				
1,1,1,2-Tetrachloroethane	<5	<5	<5	<5	<5	<5	<1	<1	<1	<1	<1	<5	<5	<5	<5	<5	<5	<1	<1	<1
1,1,1-Trichloroethane	<2	<2	<2	<2	<2	<2	<1	<1	<1	<1	<1	<2	<2	<2	<2	<2	<2	<1	<1	<1
1,1,2,2-Tetrachloroethane	<2	<2	<2	<2	<2	<2	<2	<2	<2	<2	<2	<2	<2	<2	<2	<2	<2	<2	<2	<2
1,1,2-Trichloroethane	<2	<2	<2	<2	<2	<2	<1	<1	<1	<1	<1	<2	<2	<2	<2	<2	<2	<1	<1	<1
1,1-Dichloroethane	<2	<2	<2	<2	<2	<2	<1	<1	<1	<1	<1	<2	<2	<2	<2	<2	<2	<1	<1	<1
1,1-Dichloroethene	<5	<5	<5	<5	<5	<5	<2	<2	<2	<2	<2	<5	<5	<5	<5	<5	<5	<2	<2	<2
1,3-Dichloropropene	<2	<2	<2	<2	<2	<2	<1	<1	<1	<1	<1	<2	<2	<2	<2	<2	<2	<1	<1	<1
1,2,3-Trichlorobenzene	<5	<5	<5	<5	<5	<5	<1	<1	<1	<1	<1	<5	<5	<5	<5	<5	<5	<1	<1	<1
1,2,3-Trichloropropane	<10	<10	<10	<10	<10	<10	<1	<1	<1	<1	<1	<10	<10	<10	<10	<10	<10	<1	<1	<1
1,2,4-Trichlorobenzene	<5	<5	<5	<5	<5	<5	<1	<1	<1	<1	<1	<5	<5	<5	<5	<5	<5	<1	<1	<1
1,2,4-Trimethylbenzene	<2	<2	<2	<2	<2	<2	<1	<1	<1	<1	<1	<2	<2	<2	<2	<2	<2	<1	<1	<1
1,2-Dibromo-3-chloropropane	<5	<5	<5	<5	<5	<5	<1	<1	<1	<1	<1	<5	<5	<5	<5	<5	<5	<1	<1	<1
1,2-Dibromoethane (EDB)	<2	<2	<2	<2	<2	<2	<1	<1	<1	<1	<1	<2	<2	<2	<2	<2	<2	<1	<1	<1
1,2-Dichlorobenzene	<2	<2	<2	<2	<2	<2	<1	<1	<1	<1	<1	<2	<2	<2	<2	<2	<2	<1	<1	<1
1,2-Dichloroethane	<2	<2	<2	<2	<2	<2	<1	<1	<1	<1	<1	<2	<2	<2	<2	<2	<2	<1	<1	<1
1,2-Dichloropropane	<2	<2	<2	<2	<2	<2	<1	<1	<1	<1	<1	<2	<2	<2	<2	<2	<2	<1	<1	<1
1,3,5-Trimethylbenzene	<2	<2	<2	<2	<2	<2	<1	<1	<1	<1	<1	<2	<2	<2	<2	<2	<2	<1	<1	<1
1,3-Dichlorobenzene	<2	<2	<2	<2	<2	<2	<1	<1	<1	<1	<1	<2	<2	<2	<2	<2	<2	<1	<1	<1
1,3-Dichloropropane	<2	<2	<2	<2	<2	<2	<1	<1	<1	<1	<1	<2	<2	<2	<2	<2	<2	<1	<1	<1
1,3-Dichloropropene, Total	NA	NA	NA	NA	NA	NA	NA	NA	NA	NA	NA	NA	NA	NA	NA	NA	NA	NA	NA	NA
1,4-Dichlorobenzene	<2	<2	<2	<2	<2	<2	<1	<1	<1	<1	<1	<2	<2	<2	<2	<2	<2	<1	<1	<1
1,4-Dioxane	NA	NA	NA	1.4	1.3	1.4	1.3	1.5	1.5	<1	1.3	NA	NA	NA	2.1	2.0	2.4	1.8	2.2	2.1
2,2-Dichloropropane	<2	<2	<2	<2	<2	<2	<1	<1	<1	<1	<1	<2	<2	<2	<2	<2	<2	<1	<1	<1
2-Butanone (MEK)	<10	<10	<10	<10	<10	<10	<10	<10	<10	<10	<10	<10	<10	<10	<10	<10	<10	<10	<10	<10
2-Chlorotoluene	<5	<5	<5	<5	<5	<5	<1	<1	<1	<1	<1	<5	<5	<5	<5	<5	<5	<1	<1	<1
2-Hexanone	<10	<10	<10	<10	<10	<10	<10	<10	<10	<10	<10	<10	<10	<10	<10	<10	<10	<10	<10	<10
4-Chlorotoluene	<5	<5	<5	<5	<5	<5	<1	<1	<1	<1	<1	<5	<5	<5	<5	<5	<5	<1	<1	<1
4-Methyl-2-pentanone (MIBK)	<10	<10	<10	<10	<10	<10	<10	<10	<10	<10	<10	<10	<10	<10	<10	<10	<10	<10	<10	<10
Acetone	<20	<20	<20	<20	<20	<20	<20	<20	<20	<20	<20	<20	<20	<20	<20	<20	<20	<21 UJ	<20	<20
Benzene	<2	<2	<2	<2	<2	<2	<1	<1	<1	<1	<1	<2	<2	<2	<2	<2	<2	<1	<1	<1
Bromobenzene	<5	<5	<5	<5	<5	<5	<1	<1	<1	<1	<1	<5	<5	<5	<5	<5	<5	<1	<1	<1
Bromochloromethane	<5	<5	<5	<5	<5	<5	<1	<1	<1	<1	<1	<5	<5	<5	<5	<5	<5	<1	<1	<1
Bromodichloromethane	<2	<2	<2	<2	<2	<2	<1	<1	<1	<1	<1	<2	<2	<2	<2	<2	<2	<1	<1	<1

APPENDIX D
UPCO Monitor Well Water Quality Data

Parameters	MW-1 9/7/2004	MW-1 11/4/2004	MW-1 12/9/2004	MW-1 1/17/2005	MW-1 4/25/2005	MW-1 7/18/2005	MW-1 10/24/2005	MW-1 3/21/2006	MW-1 5/22/2006	MW-1 8/28/2006	MW-1 11/13/2006	MW-2 9/7/2004	MW-2 11/5/2004	MW-2 12/9/2004	MW-2 1/17/2005	MW-2 4/25/2005	MW-2 7/18/2005	MW-2 10/24/2005	MW-2 3/22/2006	MW-2 5/23/2006
Bromoform	<5	<5	<5	<5	<5	<5	<2	<2	<2	<2	<2	<5	<5	<5	<5	<5	<5	<2	<2	<2
Bromomethane	<5	<5	<5	<5	<5	<5	<4	<4	<4	<4	<4	<5	<5	<5	<5	<5	<5	<4	<4	<4
Carbon Disulfide	<5	<5	<5	<5	<5	<5	<5	<5	<5	<5	<5	<5	<5	<5	<5	<5	<5	<5	<5	<5
Carbon tetrachloride	<5	<5	<5	<5	<5	<5	<1	<1	<1	<1	<1	<5	<5	<5	<5	<5	<5	<1	<1	<1
Chlorobenzene	<2	<2	<2	<2	<2	<2	<1	<1	<1	<1	<1	<2	<2	<2	<2	<2	<2	<1	<1	<1
Chloroethane	<5	<5	<5	<5	<5	<5	<4	<4	<4	<4	<4	<5	<5	<5	<5	<5	<5	<4	<4	<4
Chloroform	<2	<2	<2	<2	<2	<2	<1	<1	<1	<1	<1	<2	<2	<2	<2	<2	<2	<1	<1	<1
Chloromethane	<5	<5	<5	<5	<5	<5	<4	<4	<4	<4	<4	<5	<5	<5	<5	<5	<5	<4	<4	<4
cis-1,2-Dichloroethene	<2	<2	<2	<2	<2	<2	<1	<1	<1	<1	<1	<2	<2	<2	<2	<2	<2	<1	<1	<1
cis-1,3-Dichloropropene	<2	<2	<2	<2	<2	<2	<1	<1	<1	<1	<1	<2	<2	<2	<2	<2	<2	<1	<1	<1
Dibromochloromethane	<2	<2	<2	<2	<2	<2	<1	<1	<1	<1	<1	<2	<2	<2	<2	<2	<2	<1	<1	<1
Dibromomethane	<2	<2	<2	<2	<2	<2	<1	<1	<1	<1	<1	<2	<2	<2	<2	<2	<2	<1	<1	<1
Dichlorodifluoromethane	<5	<5	<5	<5	<5	<5	<4	<4	<4	<4	<4	<5	<5	<5	<5	<5	<5	<4	<4	<4
Ethylbenzene	<2	<2	<2	<2	<2	<2	<2	<2	<2	<2	<2	<2	<2	<2	<2	<2	<2	<2	<2	<2
Hexachlorobutadiene	<5	<5	<5	<5	<5	<5	<1	<1	<1	<1	<1	<5	<5	<5	<5	<5	<5	<1	<1	<1
Iodomethane	<2	<2	<2	<2	<2	<2	<2	<2	<2	<2	<2	<2	<2	<2	<2	<2	<2	<2	<2	<2
Isopropylbenzene	<2	<2	<2	<2	<2	<2	<1	<1	<1	<1	<1	<2	<2	<2	<2	<2	<2	<1	<1	<1
Methylene chloride	<5	<5	<5	<5	<5	<5	<5	<5	<5	<5	<5	<5	<5	<5	<5	<5	<5	<5	<5	<5
Methyl-tert-butyl Ether (MTBE)	<5	<5	<5	<5	<5	<5	<5	<5	<5	<5	<5	<5	<5	<5	<5	<5	<5	<5	<5	<5
m,p-Xylenes	NA	NA	NA	NA	NA	NA	NA	NA	NA	NA	NA	NA	NA	NA	NA	NA	NA	NA	NA	NA
Naphthalene	<5	<5	<5	<5	<5	<5	<2	<2	<2	<2	<2	<5	<5	<5	<5	<5	<5	<2	<2	<2
n-Butylbenzene	<5	<5	<5	<5	<5	<5	<1	<1	<1	<1	<1	<5	<5	<5	<5	<5	<5	<1	<1	<1
n-Propylbenzene	<2	<2	<2	<2	<2	<2	<1	<1	<1	<1	<1	<2	<2	<2	<2	<2	<2	<1	<1	<1
o-Xylenes	NA	NA	NA	NA	NA	NA	NA	NA	NA	NA	NA	NA	NA	NA	NA	NA	NA	NA	NA	NA
p-Isopropyltoluene	<2	<2	<2	<2	<2	<2	<1	<1	<1	<1	<1	<2	<2	<2	<2	<2	<2	<1	<1	<1
sec-Butylbenzene	<5	<5	<5	<5	<5	<5	<1	<1	<1	<1	<1	<5	<5	<5	<5	<5	<5	<1	<1	<1
Styrene	<2	<2	<2	<2	<2	<2	<1	<1	<1	<1	<1	<2	<2	<2	<2	<2	<2	<1	<1	<1
tert-Butylbenzene	<5	<5	<5	<5	<5	<5	<1	<1	<1	<1	<1	<5	<5	<5	<5	<5	<5	<1	<1	<1
Tetrachloroethene	<2	<2	<2	<2	<2	<2	<1	<1	<1	<1	<1	<2	<2	<2	<2	<2	<2	<1	<1	<1
Toluene	<2	<2	<2	<2	<2	<2	<2	<2	<2	<2	<2	<2	<2	<2	<2	<2	<2	<2	<2	<2
trans-1,2 Dichloroethene	<2	<2	<2	<2	<2	<2	<1	<1	<1	<1	<1	<2	<2	<2	<2	<2	<2	<1	<1	<1
trans-1,3-Dichloropropene	<2	<2	<2	<2	<2	<2	<1	<1	<1	<1	<1	<2	<2	<2	<2	<2	<2	<1	<1	<1
Trichloroethene	<2	<2	<2	<2	<2	<2	<1	<1	<1	<1	<1	<2	<2	<2	<2	<2	<2	<1	<1	<1
Trichlorofluoromethane	<5	<5	<5	<5	<5	<5	<4	<4	<4	<4	<4	<5	<5	<5	<5	<5	<5	<4	<4	<4
Trihalomethanes, Total	NA	NA	NA	NA	NA	NA	NA	NA	NA	NA	NA	NA	NA	NA	NA	NA	NA	NA	NA	NA
Vinyl acetate	<25	<25	<25	<25	<25	<25	<5	<5	<5	<5	<5	<25	<25	<25	<25	<25	<25	<5	<5	<5
Vinyl chloride	<5	<5	<5	<5	<5	<5	<1	<1	<1	<1	<1	<5	<5	<5	<5	<5	<5	<1	<1	<1
Xylenes, Total	<10	<10	<10	<10	<10	<10	<3	<3	<3	<3	<3	<10	<10	<10	<10	<10	<10	<3	<3	<3

APPENDIX D
UPCO Monitor Well Water Quality Data

Parameters	MW-2 8/28/2006	MW-2 11/13/2006	MW-3 9/8/2004	MW-3 11/5/2004	MW-3 12/9/2004	MW-3 1/18/2005	MW-3 4/26/2005	MW-3 7/20/2005	MW-3 10/26/2005	MW-3 3/21/2006	MW-3 8/30/2006	MW-4 9/8/2004	MW-4 11/5/2004	MW-4 12/9/2004	MW-4 1/18/2005	MW-4 4/26/2005	MW-4 7/18/2005	MW-4 10/26/2005	MW-4 3/23/2006	MW-4 8/30/2006
Inorganics (mg/L)																				
Arsenic	NA	NA	<0.05	<0.05	<0.05	<0.05	<0.05	0.0067	0.0061	<0.050	NA	<0.05	<0.05	<0.05	<0.05	<0.05	<0.0030	<0.003	<0.05	NA
Barium	NA	NA	0.039	0.049	0.05	0.038	0.033	0.029	0.027	0.027	NA	0.077	0.08	0.081	0.072	0.072	0.076	0.074	0.076	NA
Cadmium	NA	NA	<0.005	<0.005	<0.005	<0.005	<0.005	<0.005	<0.005	<0.005	NA	<0.005	<0.005	<0.005	<0.005	<0.005	<0.005	<0.005	<0.005	NA
Calcium	NA	NA	31	NA	NA	NA	NA	NA	NA	NA	NA	37	NA	NA	NA	NA	NA	NA	NA	NA
Chromium	NA	NA	<0.01	<0.01	<0.01	<0.01	<0.01	<0.01	<0.0040	<0.010	NA	<0.01	<0.01	<0.01	<0.01	<0.01	<0.01	<0.0040	<0.01	NA
Lead	NA	NA	<0.05	<0.05	<0.05	<0.05	<0.05	<0.0020	<0.002	<0.050	NA	<0.05	<0.05	<0.05	<0.05	<0.05	0.0029	<0.002	<0.05	NA
Magnesium	NA	NA	8	NA	NA	NA	NA	NA	NA	NA	NA	9.8	NA	NA	NA	NA	NA	NA	NA	NA
Mercury	NA	NA	<0.0002	<0.0002	<0.0002	<0.0002	<0.0002	<0.0002	<0.0002	<0.0002	NA	<0.0002	<0.0002	<0.0002	<0.0002	<0.0002	<0.0002	<0.0002	<0.0002	NA
Potassium	NA	NA	3.2	NA	NA	NA	NA	NA	NA	NA	NA	3.3	NA	NA	NA	NA	NA	NA	NA	NA
Selenium	NA	NA	<0.05	<0.05	<0.05	<0.05	<0.05	<0.0040	<0.0040	<0.050	NA	<0.05	<0.05	<0.05	<0.05	<0.05	<0.0040	<0.0040	<0.05	NA
Silver	NA	NA	<0.005	<0.005	<0.005	<0.005	<0.005	<0.005	<0.005	<0.005	NA	<0.005	<0.005	<0.005	<0.005	<0.005	<0.005	<0.005	<0.005	NA
Sodium	NA	NA	40	NA	NA	NA	NA	NA	NA	NA	NA	39	NA	NA	NA	NA	NA	NA	NA	NA
Perchlorate (ug/L)	77	78	<2	<2	<2	<2	<2	<2	<2	<2	<2	<2	<2	<2	<2	<2	<2	<2	<2	<2
Water Chemistry (mg/L)																				
Alkalinity as CaCO3	NA	NA	150	NA	NA	NA	NA	NA	NA	NA	NA	170	NA	NA	NA	NA	NA	NA	NA	NA
Cation/Anion Balance (%)	NA	NA	0.8	NA	NA	NA	NA	NA	NA	NA	NA	0.4	NA	NA	NA	NA	NA	NA	NA	NA
Chloride	NA	NA	14	10	11	NA	NA	NA	NA	NA	NA	23	23	24	NA	NA	NA	NA	NA	NA
Fluoride	NA	NA	0.29	NA	NA	NA	NA	NA	NA	NA	NA	0.5	NA	NA	NA	NA	NA	NA	NA	NA
Nitrate-N	NA	NA	1.4 R	NA	1.2	1.2	1.3	1.2	1.3	1.1	NA	1.3 R	NA	1.3	1.4	1.4	1.4	1.3	1.3	NA
Specific Conductance (umhos/cm)	NA	NA	400	NA	NA	NA	NA	NA	NA	NA	NA	440	NA	NA	NA	NA	NA	NA	NA	NA
Sulfate	NA	NA	24	NA	NA	NA	NA	NA	NA	NA	NA	11	NA	NA	NA	NA	NA	NA	NA	NA
Total Dissolved Solids	NA	NA	260	220	240	NA	NA	NA	NA	NA	NA	290	280	290	NA	NA	NA	NA	NA	NA
Volatile Organic Compounds (ug/L)																				
1,1,1,2-Tetrachloroethane	<1	<1	<5	<5	<5	<5	<5	<5	<1	<1	<1	<5	<5	<5	<5	<5	<5	<1	<1	<1
1,1,1-Trichloroethane	<1	<1	<2	<2	<2	<2	<2	<2	<1	<1	<1	<2	<2	<2	<2	<2	<2	<1	<1	<1
1,1,2,2-Tetrachloroethane	<2	<2	<2	<2	<2	<2	<2	<2	<2	<2	<2	<2	<2	<2	<2	<2	<2	<2	<2	<2
1,1,2-Trichloroethane	<1	<1	<2	<2	<2	<2	<2	<2	<1	<1	<1	<2	<2	<2	<2	<2	<2	<1	<1	<1
1,1-Dichloroethane	<1	<1	<2	<2	<2	<2	<2	<2	<1	<1	<1	<2	<2	<2	<2	<2	<2	<1	<1	<1
1,1-Dichloroethene	<2	<2	<5	<5	<5	<5	<5	<5	<2	<2	<2	<5	<5	<5	<5	<5	<5	<2	<2	<2
1,1-Dichloropropene	<1	<1	<2	<2	<2	<2	<2	<2	<1	<1	<1	<2	<2	<2	<2	<2	<2	<1	<1	<1
1,2,3-Trichlorobenzene	<1	<1	<5	<5	<5	<5	<5	<5	<1	<1	<1	<5	<5	<5	<5	<5	<5	<1	<1	<1
1,2,3-Trichloropropane	<1	<1	<10	<10	<10	<10	<10	<10	<1	<1	<1	<10	<10	<10	<10	<10	<10	<1	<1	<1
1,2,4-Trichlorobenzene	<1	<1	<5	<5	<5	<5	<5	<5	<1	<1	<1	<5	<5	<5	<5	<5	<5	<1	<1	<1
1,2,4-Trimethylbenzene	<1	<1	<2	<2	<2	<2	<2	<2	<1	<1	<1	<2	<2	<2	<2	<2	<2	<1	<1	<1
1,2-Dibromo-3-chloropropane	<1	<1	<5	<5	<5	<5	<5	<5	<1	<1	<1	<5	<5	<5	<5	<5	<5	<1	<1	<1
1,2-Dibromoethane (EDB)	<1	<1	<2	<2	<2	<2	<2	<2	<1	<1	<1	<2	<2	<2	<2	<2	<2	<1	<1	<1
1,2-Dichlorobenzene	<1	<1	<2	<2	<2	<2	<2	<2	<1	<1	<1	<2	<2	<2	<2	<2	<2	<1	<1	<1
1,2-Dichloroethane	<1	<1	<2	<2	<2	<2	<2	<2	<1	<1	<1	<2	<2	<2	<2	<2	<2	<1	<1	<1
1,2-Dichloropropane	<1	<1	<2	<2	<2	<2	<2	<2	<1	<1	<1	<2	<2	<2	<2	<2	<2	<1	<1	<1
1,3,5-Trimethylbenzene	<1	<1	<2	<2	<2	<2	<2	<2	<1	<1	<1	<2	<2	<2	<2	<2	<2	<1	<1	<1
1,3-Dichlorobenzene	<1	<1	<2	<2	<2	<2	<2	<2	<1	<1	<1	<2	<2	<2	<2	<2	<2	<1	<1	<1
1,3-Dichloropropane	<1	<1	<2	<2	<2	<2	<2	<2	<1	<1	<1	<2	<2	<2	<2	<2	<2	<1	<1	<1
1,3-Dichloropropene, Total	NA	NA	NA	NA	NA	NA	NA	NA	NA	NA	NA	NA	NA	NA	NA	NA	NA	NA	NA	NA
1,4-Dichlorobenzene	<1	<1	<2	<2	<2	<2	<2	<2	<1	<1	<1	<2	<2	<2	<2	<2	<2	<1	<1	<1
1,4-Dioxane	2.1	2.5	NA	NA	NA	<1	<1	<1	<1	<1	<1	NA	NA	NA	<1	<1	<1	<1	<1	<1
2,2-Dichloropropane	<1	<1	<2	<2	<2	<2	<2	<2	<1	<1	<1	<2	<2	<2	<2	<2	<2	<1	<1	<1
2-Butanone (MEK)	<10	<10	<10	<10	<10	<10	<10	<10	<10	<10	<10	<10	<10	<10	<10	<10	<10	<10	<10	<10
2-Chlorotoluene	<1	<1	<5	<5	<5	<5	<5	<5	<1	<1	<1	<5	<5	<5	<5	<5	<5	<1	<1	<1
2-Hexanone	<10	<10	<10	<10	<10	<10	<10	<10	<10	<10	<10	<10	<10	<10	<10	<10	<10	<10	<10	<10
4-Chlorotoluene	<1	<1	<5	<5	<5	<5	<5	<5	<1	<1	<1	<5	<5	<5	<5	<5	<5	<1	<1	<1
4-Methyl-2-pentanone (MIBK)	<10	<10	<10	<10	<10	<10	<10	<10	<10	<10	<10	<10	<10	<10	<10	<10	<10	<10	<10	<10
Acetone	<20	<20	<20	<20	<20	<20	<20	<20	<20	<20	<20	<20	<20	<20	<20	<20	<20	<20	<20	<20
Benzene	<1	<1	<2	<2	<2	<2	<2	<2	<1	<1	<1	<2	<2	<2	<2	<2	<2	<1	<1	<1
Bromobenzene	<1	<1	<5	<5	<5	<5	<5	<5	<1	<1	<1	<5	<5	<5	<5	<5	<5	<1	<1	<1
Bromochloromethane	<1	<1	<5	<5	<5	<5	<5	<5	<1	<1	<1	<5	<5	<5	<5	<5	<5	<1	<1	<1
Bromodichloromethane	<1	<1	<2	<2	<2	<2	<2	<2	<1	<1	<1	<2	<2	<2	<2	<2	<2	<1	<1	<1

APPENDIX D
UPCO Monitor Well Water Quality Data

Parameters	MW-2 8/28/2006	MW-2 11/13/2006	MW-3 9/8/2004	MW-3 11/5/2004	MW-3 12/9/2004	MW-3 1/18/2005	MW-3 4/26/2005	MW-3 7/20/2005	MW-3 10/26/2005	MW-3 3/21/2006	MW-3 8/30/2006	MW-4 9/8/2004	MW-4 11/5/2004	MW-4 12/9/2004	MW-4 1/18/2005	MW-4 4/26/2005	MW-4 7/18/2005	MW-4 10/26/2005	MW-4 3/23/2006	MW-4 8/30/2006
Bromoform	<2	<2	<5	<5	<5	<5	<5	<5	<2	<2	<2	<5	<5	<5	<5	<5	<5	<2	<2	<2
Bromomethane	<4	<4	<5	<5	<5	<5	<5	<5	<4	<4	<4	<5	<5	<5	<5	<5	<5	<4	<4	<4
Carbon Disulfide	<5	<5	<5	<5	<5	<5	<5	<5	<5	<5	<5	<5	<5	<5	<5	<5	<5	<5	<5	<5
Carbon tetrachloride	<1	<1	<5	<5	<5	<5	<5	<5	<1	<1	<1	<5	<5	<5	<5	<5	<5	<1	<1	<1
Chlorobenzene	<1	<1	<2	<2	<2	<2	<2	<2	<1	<1	<1	<2	<2	<2	<2	<2	<2	<1	<1	<1
Chloroethane	<4	<4	<5	<5	<5	<5	<5	<5	<4	<4	<4	<5	<5	<5	<5	<5	<5	<4	<4	<4
Chloroform	<1	<1	<2	<2	<2	<2	<2	<2	<1	<1	<1	<2	<2	<2	<2	<2	<2	<1	<1	<1
Chloromethane	<4	<4	<5	<5	<5	<5	<5	<5	<4	<4	<4	<5	<5	<5	<5	<5	<5	<4	<4	<4
cis-1,2-Dichloroethene	<1	<1	<2	<2	<2	<2	<2	<2	<1	<1	<1	<2	<2	<2	<2	<2	<2	<1	<1	<1
cis-1,3-Dichloropropene	<1	<1	<2	<2	<2	<2	<2	<2	<1	<1	<1	<2	<2	<2	<2	<2	<2	<1	<1	<1
Dibromochloromethane	<1	<1	<2	<2	<2	<2	<2	<2	<1	<1	<1	<2	<2	<2	<2	<2	<2	<1	<1	<1
Dibromomethane	<1	<1	<2	<2	<2	<2	<2	<2	<1	<1	<1	<2	<2	<2	<2	<2	<2	<1	<1	<1
Dichlorodifluoromethane	<4	<4	<5	<5	<5	<5	<5	<5	<4	<4	<4	<5	<5	<5	<5	<5	<5	<4	<4	<4
Ethylbenzene	<2	<2	<2	<2	<2	<2	<2	<2	<2	<2	<2	<2	<2	<2	<2	<2	<2	<2	<2	<2
Hexachlorobutadiene	<1	<1	<5	<5	<5	<5	<5	<5	<1	<1	<1	<5	<5	<5	<5	<5	<5	<1	<1	<1
Iodomethane	<2	<2	<2	<2	<2	<2	<2	<2	<2	<2	<2	<2	<2	<2	<2	<2	<2	<2	<2	<2
Isopropylbenzene	<1	<1	<2	<2	<2	<2	<2	<2	<1	<1	<1	<2	<2	<2	<2	<2	<2	<1	<1	<1
Methylene chloride	<5	<5	<5	<5	<5	<5	<5	<5	<5	<5	<5	<5	<5	<5	<5	<5	<5	<5	<5	<5
Methyl-tert-butyl Ether (MTBE)	<5	<5	<5	<5	<5	<5	<5	<5	<5	<5	<5	<5	<5	<5	<5	<5	<5	<5	<5	<5
m,p-Xylenes	NA	NA	NA	NA	NA	NA	NA	NA	NA	NA	NA	NA	NA	NA	NA	NA	NA	NA	NA	NA
Naphthalene	<2	<2	<5	<5	<5	<5	<5	<5	<2	<2	<2	<5	<5	<5	<5	<5	<5	<2	<2	<2
n-Butylbenzene	<1	<1	<5	<5	<5	<5	<5	<5	<1	<1	<1	<5	<5	<5	<5	<5	<5	<1	<1	<1
n-Propylbenzene	<1	<1	<2	<2	<2	<2	<2	<2	<1	<1	<1	<2	<2	<2	<2	<2	<2	<1	<1	<1
o-Xylenes	NA	NA	NA	NA	NA	NA	NA	NA	NA	NA	NA	NA	NA	NA	NA	NA	NA	NA	NA	NA
p-Isopropyltoluene	<1	<1	<2	<2	<2	<2	<2	<2	<1	<1	<1	<2	<2	<2	<2	<2	<2	<1	<1	<1
sec-Butylbenzene	<1	<1	<5	<5	<5	<5	<5	<5	<1	<1	<1	<5	<5	<5	<5	<5	<5	<1	<1	<1
Styrene	<1	<1	<2	<2	<2	<2	<2	<2	<1	<1	<1	<2	<2	<2	<2	<2	<2	<1	<1	<1
tert-Butylbenzene	<1	<1	<5	<5	<5	<5	<5	<5	<1	<1	<1	<5	<5	<5	<5	<5	<5	<1	<1	<1
Tetrachloroethene	<1	<1	<2	<2	<2	<2	<2	<2	<1	<1	<1	<2	<2	<2	<2	<2	<2	<1	<1	<1
Toluene	<2	<2	<2	<2	<2	<2	<2	<2	<2	<2	<2	<2	<2	<2	<2	<2	<2	<2	<2	<2
trans-1,2-Dichloroethene	<1	<1	<2	<2	<2	<2	<2	<2	<1	<1	<1	<2	<2	<2	<2	<2	<2	<1	<1	<1
trans-1,3-Dichloropropene	<1	<1	<2	<2	<2	<2	<2	<2	<1	<1	<1	<2	<2	<2	<2	<2	<2	<1	<1	<1
Trichloroethene	<1	<1	<2	<2	<2	<2	<2	<2	<1	<1	<1	<2	<2	<2	<2	<2	<2	<1	<1	<1
Trichlorofluoromethane	<4	<4	<5	<5	<5	<5	<5	<5	<4	<4	<4	<5	<5	<5	<5	<5	<5	<4	<4	<4
Trihalomethanes, Total	NA	NA	NA	NA	NA	NA	NA	NA	NA	NA	NA	NA	NA	NA	NA	NA	NA	NA	NA	NA
Vinyl acetate	<5	<5	<25	<25	<25	<25	<25	<25	<5	<5	<5	<25	<25	<25	<25	<25	<25	<5	<5	<5
Vinyl chloride	<1	<1	<5	<5	<5	<5	<5	<5	<1	<1	<1	<5	<5	<5	<5	<5	<5	<1	<1	<1
Xylenes, Total	<3	<3	<10	<10	<10	<10	<10	<10	<3	<3	<3	<10	<10	<10	<10	<10	<10	<3	<3	<3

APPENDIX D
UPCO Monitor Well Water Quality Data

Parameters	MW-5 9/8/2004	MW-5 11/4/2004	MW-5 12/8/2004	MW-5 1/18/2005	MW-5 4/26/2005	MW-5 7/18/2005	MW-5 10/25/2005	MW-5 3/22/2006	MW-5 5/23/2006	MW-5 8/30/2006	MW-5 11/14/2006	MW-6 9/8/2004	MW-6 11/5/2004	MW-6 12/9/2004	MW-6 1/18/2005	MW-6 4/27/2005	MW-6 7/20/2005	MW-6 10/26/2005	MW-6 3/23/2006	MW-6 5/23/2006
Inorganics (mg/L)																				
Arsenic	<0.05	<0.05	<0.05	<0.05	<0.05	0.011	0.01	<0.05	NA	NA	NA	<0.05	<0.05	<0.05	<0.05	<0.05	0.0071	0.0076	<0.05	NA
Barium	0.053	0.056	0.057	0.054	0.054	0.057	0.053	0.052	NA	NA	NA	0.024	0.046	0.032	0.023	0.021	0.02	0.018	0.026	NA
Cadmium	<0.005	<0.005	<0.005	<0.005	<0.005	<0.005	<0.005	<0.005	NA	NA	NA	<0.005	<0.005	<0.005	<0.005	<0.005	<0.005	<0.005	<0.005	NA
Calcium	25	NA	NA	NA	NA	NA	NA	NA	NA	NA	NA	38	NA	NA	NA	NA	NA	NA	NA	NA
Chromium	0.027	0.022	0.022	0.024	0.025	0.024	0.024	<0.010	NA	NA	NA	<0.01	<0.01	<0.01	<0.01	<0.01	<0.01	<0.0040	0.022	NA
Lead	<0.05	<0.05	<0.05	<0.05	<0.05	<0.0020	<0.002	<0.050	NA	NA	NA	<0.05	<0.05	<0.05	<0.05	<0.05	0.002	<0.002	<0.05	NA
Magnesium	8.9	NA	NA	NA	NA	NA	NA	NA	NA	NA	NA	16	NA	NA	NA	NA	NA	NA	NA	NA
Mercury	<0.0002	<0.0002	<0.0002	<0.0002	<0.0002	<0.0002	<0.0002	<0.0002	NA	NA	NA	<0.0002	<0.0002	<0.0002	<0.0002	<0.0002	<0.0002	<0.0002	<0.0002	NA
Potassium	4	NA	NA	NA	NA	NA	NA	NA	NA	NA	NA	3.8	NA	NA	NA	NA	NA	NA	NA	NA
Selenium	<0.05	<0.05	<0.05	<0.05	<0.05	<0.0040	<0.0040	<0.050	NA	NA	NA	<0.05	<0.05	<0.05	<0.05	<0.05	<0.0040	<0.0040	<0.05	NA
Silver	<0.005	<0.005	<0.005	<0.005	<0.005	<0.005	<0.005	<0.005	NA	NA	NA	<0.005	<0.005	<0.005	<0.005	<0.005	<0.005	<0.005	<0.005	NA
Sodium	40	NA	NA	NA	NA	NA	NA	NA	NA	NA	NA	18	NA	NA	NA	NA	NA	NA	NA	NA
Perchlorate (ug/L)	6.4	7.7	9.6	9	11	12	15	16	17	18	18	18	19	18	15	18	20	18	16	17
Water Chemistry (mg/L)																				
Alkalinity as CaCO3	160	NA	NA	NA	NA	NA	NA	NA	NA	NA	NA	170	NA	NA	NA	NA	NA	NA	NA	NA
Cation/Anion Balance (%)	0.8	NA	NA	NA	NA	NA	NA	NA	NA	NA	NA	0.2	NA	NA	NA	NA	NA	NA	NA	NA
Chloride	13	13	14	NA	NA	NA	NA	NA	NA	NA	NA	13	12	14	NA	NA	NA	NA	NA	NA
Fluoride	0.73	NA	NA	NA	NA	NA	NA	NA	NA	NA	NA	0.31	NA	NA	NA	NA	NA	NA	NA	NA
Nitrate-N	1.6 R	NA	1.5	1.5	1.6	1.5	1.7	1.7	NA	NA	NA	1.3 R	NA	1.3	1.4	1.5	1.4	1.6	1.6	NA
Specific Conductance (umhos/cm)	380	NA	NA	NA	NA	NA	NA	NA	NA	NA	NA	400	NA	NA	NA	NA	NA	NA	NA	NA
Sulfate	5.7	NA	NA	NA	NA	NA	NA	NA	NA	NA	NA	12	NA	NA	NA	NA	NA	NA	NA	NA
Total Dissolved Solids	240	230	250	NA	NA	NA	NA	NA	NA	NA	NA	260	240	260	NA	NA	NA	NA	NA	NA
Volatile Organic Compounds (ug/L)																				
1,1,1,2-Tetrachloroethane	<5	<5	<5	<5	<5	<5	<1	<1	NA	<1	NA	<5	<5	<5	<5	<5	<5	<1	<1	NA
1,1,1-Trichloroethane	<2	<2	<2	<2	<2	<2	<1	<1	NA	<1	NA	<2	<2	<2	<2	<2	<2	<1	<1	NA
1,1,2,2-Tetrachloroethane	<2	<2	<2	<2	<2	<2	<2	<2	NA	<2	NA	<2	<2	<2	<2	<2	<2	<2	<2	NA
1,1,2-Trichloroethane	<2	<2	<2	<2	<2	<2	<1	<1	NA	<1	NA	<2	<2	<2	<2	<2	<2	<1	<1	NA
1,1-Dichloroethane	<2	<2	<2	<2	<2	<2	<1	<1	NA	<1	NA	<2	<2	<2	<2	<2	<2	<1	<1	NA
1,1-Dichloroethene	<5	<5	<5	<5	<5	<5	<2	<2	NA	<2	NA	<5	<5	<5	<5	<5	<5	<2	<2	NA
1,1-Dichloropropene	<2	<2	<2	<2	<2	<2	<1	<1	NA	<1	NA	<2	<2	<2	<2	<2	<2	<1	<1	NA
1,2,3-Trichlorobenzene	<5	<5	<5	<5	<5	<5	<1	<1	NA	<1	NA	<5	<5	<5	<5	<5	<5	<1	<1	NA
1,2,3-Trichloropropane	<10	<10	<10	<10	<10	<10	<1	<1	NA	<1	NA	<10	<10	<10	<10	<10	<10	<1	<1	NA
1,2,4-Trichlorobenzene	<5	<5	<5	<5	<5	<5	<1	<1	NA	<1	NA	<5	<5	<5	<5	<5	<5	<1	<1	NA
1,2,4-Trimethylbenzene	<2	<2	<2	<2	<2	<2	<1	<1	NA	<1	NA	<2	<2	<2	<2	<2	<2	<1	<1	NA
1,2-Dibromo-3-chloropropane	<5	<5	<5	<5	<5	<5	<1	<1	NA	<1	NA	<5	<5	<5	<5	<5	<5	<1	<1	NA
1,2-Dibromoethane (EDB)	<2	<2	<2	<2	<2	<2	<1	<1	NA	<1	NA	<2	<2	<2	<2	<2	<2	<1	<1	NA
1,2-Dichlorobenzene	<2	<2	<2	<2	<2	<2	<1	<1	NA	<1	NA	<2	<2	<2	<2	<2	<2	<1	<1	NA
1,2-Dichloroethane	<2	<2	<2	<2	<2	<2	<1	<1	NA	<1	NA	<2	<2	<2	<2	<2	<2	<1	<1	NA
1,2-Dichloropropane	<2	<2	<2	<2	<2	<2	<1	<1	NA	<1	NA	<2	<2	<2	<2	<2	<2	<1	<1	NA
1,3,5-Trimethylbenzene	<2	<2	<2	<2	<2	<2	<1	<1	NA	<1	NA	<2	<2	<2	<2	<2	<2	<1	<1	NA
1,3-Dichlorobenzene	<2	<2	<2	<2	<2	<2	<1	<1	NA	<1	NA	<2	<2	<2	<2	<2	<2	<1	<1	NA
1,3-Dichloropropane	<2	<2	<2	<2	<2	<2	<1	<1	NA	<1	NA	<2	<2	<2	<2	<2	<2	<1	<1	NA
1,3-Dichloropropene, Total	NA	NA	NA	NA	NA	NA	NA	NA	NA	NA	NA	NA	NA	NA	NA	NA	NA	NA	NA	NA
1,4-Dichlorobenzene	<2	<2	<2	<2	<2	<2	<1	<1	NA	<1	NA	<2	<2	<2	<2	<2	<2	<1	<1	NA
1,4-Dioxane	NA	NA	NA	<1	<1	<1	<1	<1	NA	<1	NA	NA	NA	NA	<1	<1	<1	<1	<1	NA
2,2-Dichloropropane	<2	<2	<2	<2	<2	<2	<1	<1	NA	<1	NA	<2	<2	<2	<2	<2	<2	<1	<1	NA
2-Butanone (MEK)	<10	<10	<10	<10	<10	<10	<10	<10	NA	<10	NA	<10	<10	<10	<10	<10	<10	<10	<10	NA
2-Chlorotoluene	<5	<5	<5	<5	<5	<5	<1	<1	NA	<1	NA	<5	<5	<5	<5	<5	<5	<1	<1	NA
2-Hexanone	<10	<10	<10	<10	<10	<10	<10	<10	NA	<10	NA	<10	<10	<10	<10	<10	<10	<10	<10	NA
4-Chlorotoluene	<5	<5	<5	<5	<5	<5	<1	<1	NA	<1	NA	<5	<5	<5	<5	<5	<5	<1	<1	NA
4-Methyl-2-pentanone (MIBK)	<10	<10	<10	<10	<10	<10	<10	<10	NA	<10	NA	<10	<10	<10	<10	<10	<10	<10	<10	NA
Acetone	<20	<20	<20	<20	<20	<20	<20	<20	NA	<20	NA	<20	<20	<20	<20	<20	<20	<20	<20	NA
Benzene	<2	<2	<2	<2	<2	<2	<1	<1	NA	<1	NA	<2	<2	<2	<2	<2	<2	<1	<1	NA
Bromobenzene	<5	<5	<5	<5	<5	<5	<1	<1	NA	<1	NA	<5	<5	<5	<5	<5	<5	<1	<1	NA
Bromochloromethane	<5	<5	<5	<5	<5	<5	<1	<1	NA	<1	NA	<5	<5	<5	<5	<5	<5	<1	<1	NA
Bromodichloromethane	<2	<2	<2	<2	<2	<2	<1	<1	NA	<1	NA	<2	<2	<2	<2	<2	<2	<1	<1	NA

APPENDIX D
UPCO Monitor Well Water Quality Data

Parameters	MW-5 9/8/2004	MW-5 11/4/2004	MW-5 12/8/2004	MW-5 1/18/2005	MW-5 4/26/2005	MW-5 7/18/2005	MW-5 10/25/2005	MW-5 3/22/2006	MW-5 5/23/2006	MW-5 8/30/2006	MW-5 11/14/2006	MW-6 9/8/2004	MW-6 11/5/2004	MW-6 12/9/2004	MW-6 1/18/2005	MW-6 4/27/2005	MW-6 7/20/2005	MW-6 10/26/2005	MW-6 3/23/2006	MW-6 5/23/2006
Bromoform	<5	<5	<5	<5	<5	<5	<2	<2	NA	<2	NA	<5	<5	<5	<5	<5	<5	<2	<2	NA
Bromomethane	<5	<5	<5	<5	<5	<5	<4	<4	NA	<4	NA	<5	<5	<5	<5	<5	<5	<4	<4	NA
Carbon Disulfide	<5	<5	<5	<5	<5	<5	<5	<5	NA	<5	NA	<5	<5	<5	<5	<5	<5	<5	<5	NA
Carbon tetrachloride	<5	<5	<5	<5	<5	<5	<1	<1	NA	<1	NA	<5	<5	<5	<5	<5	<5	<1	<1	NA
Chlorobenzene	<2	<2	<2	<2	<2	<2	<1	<1	NA	<1	NA	<2	<2	<2	<2	<2	<2	<1	<1	NA
Chloroethane	<5	<5	<5	<5	<5	<5	<4	<4	NA	<4	NA	<5	<5	<5	<5	<5	<5	<4	<4	NA
Chloroform	<2	<2	<2	<2	<2	<2	<1	<1	NA	<1	NA	<2	<2	<2	<2	<2	<2	<1	<1	NA
Chloromethane	<5	<5	<5	<5	<5	<5	<4	<4	NA	<4	NA	<5	<5	<5	<5	<5	<5	<4	<4	NA
cis-1,2-Dichloroethene	<2	<2	<2	<2	<2	<2	<1	<1	NA	<1	NA	<2	<2	<2	<2	<2	<2	<1	<1	NA
cis-1,3-Dichloropropene	<2	<2	<2	<2	<2	<2	<1	<1	NA	<1	NA	<2	<2	<2	<2	<2	<2	<1	<1	NA
Dibromochloromethane	<2	<2	<2	<2	<2	<2	1.1	<1	NA	<1	NA	<2	<2	<2	<2	<2	<2	<1	<1	NA
Dibromomethane	<2	<2	<2	<2	<2	<2	<1	<1	NA	<1	NA	<2	<2	<2	<2	<2	<2	<1	<1	NA
Dichlorodifluoromethane	<5	<5	<5	<5	<5	<5	<4	<4	NA	<4	NA	<5	<5	<5	<5	<5	<5	<4	<4	NA
Ethylbenzene	<2	<2	<2	<2	<2	<2	<2	<2	NA	<2	NA	<2	<2	<2	<2	<2	<2	<2	<2	NA
Hexachlorobutadiene	<5	<5	<5	<5	<5	<5	<1	<1	NA	<1	NA	<5	<5	<5	<5	<5	<5	<1	<1	NA
Iodomethane	<2	<2	<2	<2	<2	<2	<2	<2	NA	<2	NA	<2	<2	<2	<2	<2	<2	<2	<2	NA
Isopropylbenzene	<2	<2	<2	<2	<2	<2	<1	<1	NA	<1	NA	<2	<2	<2	<2	<2	<2	<1	<1	NA
Methylene chloride	<5	<5	<5	<5	<5	<5	<5	<5	NA	<5	NA	<5	<5	<5	<5	<5	<5	<5	<5	NA
Methyl-tert-butyl Ether (MTBE)	<5	<5	<5	<5	<5	<5	<5	<5	NA	<5	NA	<5	<5	<5	<5	<5	<5	<5	<5	NA
m,p-Xylenes	NA	NA	NA	NA	NA	NA	NA	NA	NA	NA	NA	NA	NA	NA	NA	NA	NA	NA	NA	NA
Naphthalene	<5	<5	<5	<5	<5	<5	<2	<2	NA	<2	NA	<5	<5	<5	<5	<5	<5	<2	<2	NA
n-Butylbenzene	<5	<5	<5	<5	<5	<5	<1	<1	NA	<1	NA	<5	<5	<5	<5	<5	<5	<1	<1	NA
n-Propylbenzene	<2	<2	<2	<2	<2	<2	<1	<1	NA	<1	NA	<2	<2	<2	<2	<2	<2	<1	<1	NA
o-Xylenes	NA	NA	NA	NA	NA	NA	NA	NA	NA	NA	NA	NA	NA	NA	NA	NA	NA	NA	NA	NA
p Isopropyltoluene	<2	<2	<2	<2	<2	<2	<1	<1	NA	<1	NA	<2	<2	<2	<2	<2	<2	<1	<1	NA
sec-Butylbenzene	<5	<5	<5	<5	<5	<5	<1	<1	NA	<1	NA	<5	<5	<5	<5	<5	<5	<1	<1	NA
Styrene	<2	<2	<2	<2	<2	<2	<1	<1	NA	<1	NA	<2	<2	<2	<2	<2	<2	<1	<1	NA
tert Butylbenzene	<5	<5	<5	<5	<5	<5	<1	<1	NA	<1	NA	<5	<5	<5	<5	<5	<5	<1	<1	NA
Tetrachloroethene	<2	<2	<2	<2	<2	<2	<1	<1	NA	<1	NA	<2	<2	<2	<2	<2	<2	<1	<1	NA
Toluene	<2	<2	<2	<2	<2	<2	<2	<2	NA	<2	NA	<2	<2	<2	<2	<2	<2	<2	<2	NA
trans-1,2-Dichloroethene	<2	<2	<2	<2	<2	<2	<1	<1	NA	<1	NA	<2	<2	<2	<2	<2	<2	<1	<1	NA
trans-1,3-Dichloropropene	<2	<2	<2	<2	<2	<2	<1	<1	NA	<1	NA	<2	<2	<2	<2	<2	<2	<1	<1	NA
Trichloroethene	<2	<2	<2	<2	<2	<2	<1	<1	NA	<1	NA	<2	<2	<2	<2	<2	<2	<1	<1	NA
Trichlorofluoromethane	<5	<5	<5	<5	<5	<5	<4	<4	NA	<4	NA	<5	<5	<5	<5	<5	<5	<4	<4	NA
Trihalomethanes, Total	NA	NA	NA	NA	NA	NA	NA	NA	NA	NA	NA	NA	NA	NA	NA	NA	NA	NA	NA	NA
Vinyl acetate	<25	<25	<25	<25	<25	<25	<5	<5	NA	<5	NA	<25	<25	<25	<25	<25	<25	<5	<5	NA
Vinyl chloride	<5	<5	<5	<5	<5	<5	<1	<1	NA	<1	NA	<5	<5	<5	<5	<5	<5	<1	<1	NA
Xylenes, Total	<10	<10	<10	<10	<10	<10	<3	<3	NA	<3	NA	<10	<10	<10	<10	<10	<10	<3	<3	NA

APPENDIX D
UPCO Monitor Well Water Quality Data

Parameters	MW-6 8/30/2006	MW-6 11/15/2006	MW-7 11/5/2004	MW-7 12/8/2004	MW-7 1/18/2005	MW-7 4/26/2005	MW-7 7/20/2005	MW-7 10/25/2005	MW-7 3/22/2006	MW-7 8/30/2006	MW-8 11/5/2004	MW-8 12/9/2004	MW-8 1/19/2005	MW-8 4/27/2005	MW-8 7/20/2005	MW-8 10/26/2005	MW-8 3/22/2006	MW-8 8/30/2006	MW-9 2/10/2005	MW-9 4/25/2005
Inorganics (mg/L)																				
Arsenic	NA	NA	<0.05	<0.05	<0.05	<0.05	<0.05	0.028	<0.05	NA	<0.05	0.066	0.07	0.064	0.056	0.051	<0.05	NA	<0.05	<0.05
Barium	NA	NA	0.01	<0.01	<0.01	<0.01	0.062	<0.010	<0.010	NA	<0.01	0.017	0.023	0.033	0.019	<0.010	<0.010	NA	0.057	0.058
Cadmium	NA	NA	<0.005	<0.005	<0.005	<0.005	<0.005	<0.005	<0.005	NA	<0.005	<0.005	<0.005	<0.005	<0.005	<0.005	<0.005	NA	<0.005	<0.005
Calcium	NA	NA	23	NA	NA	NA	NA	NA	NA	NA	17	NA	NA	NA	NA	NA	NA	NA	NA	43
Chromium	NA	NA	<0.01	<0.01	<0.01	<0.01	<0.01	<0.0040	<0.01	NA	0.014	0.021	0.023	0.024	0.02	0.022	<0.01	NA	<0.01	<0.01
Lead	NA	NA	<0.05	<0.05	<0.05	<0.05	<0.05	<0.002	<0.05	NA	<0.05	<0.05	<0.05	<0.05	<0.0020	<0.002	<0.05	NA	<0.05	<0.05
Magnesium	NA	NA	9.1	NA	NA	NA	NA	NA	NA	NA	1.4	NA	NA	NA	NA	NA	NA	NA	NA	9.7
Mercury	NA	NA	<0.0002	<0.0002	<0.0002	<0.0002	<0.0002	<0.0002	<0.0002	NA	<0.0002	<0.0002	<0.0002	<0.0002	<0.0002	<0.0002	<0.0002	NA	<0.0002	<0.0002
Potassium	NA	NA	4.1	NA	NA	NA	NA	NA	NA	NA	2.3	NA	NA	NA	NA	NA	NA	NA	NA	6.3
Selenium	NA	NA	<0.05	<0.05	<0.05	<0.05	<0.05	<0.0040	<0.05	NA	<0.05	<0.05	<0.05	<0.05	<0.0040	<0.0040	<0.05	NA	<0.05	<0.05
Silver	NA	NA	<0.005	<0.005	<0.005	<0.005	<0.005	<0.005	<0.005	NA	<0.005	<0.005	<0.005	<0.005	<0.005	<0.005	<0.005	NA	<0.005	<0.005
Sodium	NA	NA	38	NA	NA	NA	NA	NA	NA	NA	48	NA	NA	NA	NA	NA	NA	NA	NA	29
Perchlorate (ug/L)	17	16	<2	<2	<2	<2	<2	<2	<2	<2	<2	<2	<2	<2	<2	<2	<2	<2	<2	<2
Water Chemistry (mg/L)																				
Alkalinity as CaCO3	NA	NA	170	NA	NA	NA	NA	NA	NA	NA	97	NA	NA	NA	NA	NA	NA	NA	NA	170
Cation/Anion Balance (%)	NA	NA	0.2	NA	NA	NA	NA	NA	NA	NA	0.9	NA	NA	NA	NA	NA	NA	NA	NA	0.5
Chloride	NA	NA	3.3	3.4	NA	NA	NA	NA	NA	NA	18	1	NA	NA	NA	NA	NA	NA	NA	23
Fluoride	NA	NA	0.87	NA	NA	NA	NA	NA	NA	NA	1.4	NA	NA	NA	NA	NA	NA	NA	NA	0.33
Nitrate-N	NA	NA	0.96 J	0.96	0.88	1.0	1.8	1.0	0.97	NA	3.4 J	0.11	3.8	4.1	3.9	4.2	4.0	NA	2.3	2.2
Specific Conductance (umhos/cm)	NA	NA	360	NA	NA	NA	NA	NA	NA	NA	360	NA	NA	NA	NA	NA	NA	NA	NA	460
Sulfate	NA	NA	2	NA	NA	NA	NA	NA	NA	NA	21	NA	NA	NA	NA	NA	NA	NA	NA	9.0
Total Dissolved Solids	NA	NA	220	220	NA	NA	NA	NA	NA	NA	240	190	NA	NA	NA	NA	NA	NA	NA	280
Volatile Organic Compounds (ug/L)																				
1,1,1,2-Tetrachloroethane	<1	NA	<5	<5	<5	<5	<5	<1	<1	<1	<5	<5	<5	<5	<5	<1	<1	<1	<5	<5
1,1,1-Trichloroethane	<1	NA	<2	<2	<2	<2	<2	<1	<1	<1	<2	<2	<2	<2	<2	<1	<1	<1	<2	<2
1,1,2,2-Tetrachloroethane	<2	NA	<2	<2	<2	<2	<2	<2	<2	<2	<2	<2	<2	<2	<2	<2	<2	<2	<2	<2
1,1,2-Trichloroethane	<1	NA	<2	<2	<2	<2	<2	<1	<1	<1	<2	<2	<2	<2	<2	<1	<1	<1	<2	<2
1,1-Dichloroethane	<1	NA	<2	<2	<2	<2	<2	<1	<1	<1	<2	<2	<2	<2	<2	<1	<1	<1	<2	<2
1,1-Dichloroethene	<2	NA	<5	<5	<5	<5	<5	<2	<2	<2	<5	<5	<5	<5	<5	<2	<2	<2	<5	<5
1,1-Dichloropropene	<1	NA	<2	<2	<2	<2	<2	<1	<1	<1	<2	<2	<2	<2	<2	<1	<1	<1	<2	<2
1,2,3-Trichlorobenzene	<1	NA	<5	<5	<5	<5	<5	<1	<1	<1	<5	<5	<5	<5	<5	<1	<1	<1	<5	<5
1,2,3-Trichloropropane	<1	NA	<10	<10	<10	<10	<10	<1	<1	<1	<10	<10	<10	<10	<10	<1	<1	<1	<10	<10
1,2,4-Trichlorobenzene	<1	NA	<5	<5	<5	<5	<5	<1	<1	<1	<5	<5	<5	<5	<5	<1	<1	<1	<5	<5
1,2,4-Trimethylbenzene	<1	NA	<2	<2	<2	<2	<2	<1	<1	<1	<2	<2	<2	<2	<2	<1	<1	<1	<2	<2
1,2-Dibromo-3-chloropropane	<1	NA	<5	<5	<5	<5	<5	<1	<1	<1	<5	<5	<5	<5	<5	<1	<1	<1	<5	<5
1,2-Dibromoethane (EDB)	<1	NA	<2	<2	<2	<2	<2	<1	<1	<1	<2	<2	<2	<2	<2	<1	<1	<1	<2	<2
1,2-Dichlorobenzene	<1	NA	<2	<2	<2	<2	<2	<1	<1	<1	<2	<2	<2	<2	<2	<1	<1	<1	<2	<2
1,2-Dichloroethane	<1	NA	<2	<2	<2	<2	<2	<1	<1	<1	<2	<2	<2	<2	<2	<1	<1	<1	<2	<2
1,2-Dichloropropane	<1	NA	<2	<2	<2	<2	<2	<1	<1	<1	<2	<2	<2	<2	<2	<1	<1	<1	<2	<2
1,3,5-Trimethylbenzene	<1	NA	<2	<2	<2	<2	<2	<1	<1	<1	<2	<2	<2	<2	<2	<1	<1	<1	<2	<2
1,3-Dichlorobenzene	<1	NA	<2	<2	<2	<2	<2	<1	<1	<1	<2	<2	<2	<2	<2	<1	<1	<1	<2	<2
1,3-Dichloropropane	<1	NA	<2	<2	<2	<2	<2	<1	<1	<1	<2	<2	<2	<2	<2	<1	<1	<1	<2	<2
1,3-Dichloropropene, Total	NA	NA	NA	NA	NA	NA	NA	NA	NA	NA	NA	NA	NA	NA	NA	NA	NA	NA	NA	NA
1,4-Dichlorobenzene	<1	NA	<2	<2	<2	<2	<2	<1	<1	<1	<2	<2	<2	<2	<2	<1	<1	<1	<2	<2
1,4 Dioxane	<1	NA	NA	NA	<1	<1	<1	<1	<1	<1	NA	NA	<1	<1	<1	<1	<1	<1	<1	<1
2,2-Dichloropropane	<1	NA	<2	<2	<2	<2	<2	<1	<1	<1	<2	<2	<2	<2	<2	<1	<1	<1	<2	<2
2-Butanone (MEK)	<10	NA	<10	<10	<10	<10	<10	<10	<10	<10	<10	<10	<10	<10	<10	<10	<10	<10	<10	<10
2-Chlorotoluene	<1	NA	<5	<5	<5	<5	<5	<1	<1	<1	<5	<5	<5	<5	<5	<1	<1	<1	<5	<5
2-Hexanone	<10	NA	<10	<10	<10	<10	<10	<10	<10	<10	<10	<10	<10	<10	<10	<10	<10	<10	<10	<10
4-Chlorotoluene	<1	NA	<5	<5	<5	<5	<5	<1	<1	<1	<5	<5	<5	<5	<5	<1	<1	<1	<5	<5
4-Methyl-2 pentanone (MIBK)	<10	NA	<10	<10	<10	<10	<10	<10	<10	<10	<10	<10	<10	<10	<10	<10	<10	<10	<10	<10
Acetone	<20	NA	<20	<20	<20	<20	<20	<20	<20	<20	<20	<20	<20	<20	<20	<20	<20	<20	<20	<20
Benzene	<1	NA	<2	<2	<2	<2	<2	<1	<1	<1	<2	<2	<2	<2	<2	<1	<1	<1	<2	<2
Bromobenzene	<1	NA	<5	<5	<5	<5	<5	<1	<1	<1	<5	<5	<5	<5	<5	<1	<1	<1	<5	<5
Bromochloromethane	<1	NA	<5	<5	<5	<5	<5	<1	<1	<1	<5	<5	<5	<5	<5	<1	<1	<1	<5	<5
Bromodichloromethane	<1	NA	<2	<2	<2	<2	<2	<1	<1	<1	<2	<2	<2	<2	<2	<1	<1	<1	<2	<2

APPENDIX D
UPCO Monitor Well Water Quality Data

Parameters	MW-6 8/30/2006	MW-6 11/15/2006	MW-7 11/5/2004	MW-7 12/8/2004	MW-7 1/18/2005	MW-7 4/26/2005	MW-7 7/20/2005	MW-7 10/25/2005	MW-7 3/22/2006	MW-7 8/30/2006	MW-8 11/5/2004	MW-8 12/9/2004	MW-8 1/19/2005	MW-8 4/27/2005	MW-8 7/20/2005	MW-8 10/26/2005	MW-8 3/22/2006	MW-8 8/30/2006	MW-9 2/10/2005	MW-9 4/25/2005
Bromoform	<2	NA	<5	<5	<5	<5	<5	<2	<2	<2	<5	<5	<5	<5	<5	<2	<2	<2	<5	<5
Bromomethane	<4	NA	<5	<5	<5	<5	<5	<4	<4	<4	<5	<5	<5	<5	<5	<4	<4	<4	<5	<5
Carbon Disulfide	<5	NA	<5	<5	<5	<5	<5	<5	<5	<5	<5	<5	<5	<5	<5	<5	<5	<5	<5	<5
Carbon tetrachloride	<1	NA	<5	<5	<5	<5	<5	<1	<1	<1	<5	<5	<5	<5	<5	<1	<1	<1	<5	<5
Chlorobenzene	<1	NA	<2	<2	<2	<2	<2	<1	<1	<1	<2	<2	<2	<2	<2	<1	<1	<1	<2	<2
Chloroethane	<4	NA	<5	<5	<5	<5	<5	<4	<4	<4	<5	<5	<5	<5	<5	<4	<4	<4	<5	<5
Chloroform	<1	NA	<2	<2	<2	<2	<2	<1	<1	<1	<2	9.6	<2	<2	<2	<1	<1	<1	<2	<2
Chloromethane	<4	NA	<5	<5	<5	<5	<5	<4	<4	<4	<5	<5	<5	<5	<5	<4	<4	<4	<5	<5
cis-1,2-Dichloroethene	<1	NA	<2	<2	<2	<2	<2	<1	<1	<1	<2	<2	<2	<2	<2	<1	<1	<1	<2	<2
cis-1,3-Dichloropropene	<1	NA	<2	<2	<2	<2	<2	<1	<1	<1	<2	<2	<2	<2	<2	<1	<1	<1	<2	<2
Dibromochloromethane	<1	NA	<2	<2	<2	<2	<2	<1	<1	<1	<2	<2	<2	<2	<2	<1	<1	<1	<2	<2
Dibromomethane	<1	NA	<2	<2	<2	<2	<2	<1	<1	<1	<2	<2	<2	<2	<2	<1	<1	<1	<2	<2
Dichlorodifluoromethane	<4	NA	<5	<5	<5	<5	<5	<4	<4	<4	<5	<5	<5	<5	<5	<4	<4	<4	<5	<5
Ethylbenzene	<2	NA	<2	<2	<2	<2	<2	<2	<2	<2	<2	<2	<2	<2	<2	<2	<2	<2	<2	<2
Hexachlorobutadiene	<1	NA	<5	<5	<5	<5	<5	<1	<1	<1	<5	<5	<5	<5	<5	<1	<1	<1	<5	<5
Iodomethane	<2	NA	<2	<2	<2	<2	<2	<2	<2	<2	<2	<2	<2	<2	<2	<2	<2	<2	<2	<2
Isopropylbenzene	<1	NA	<2	<2	<2	<2	<2	<1	<1	<1	<2	<2	<2	<2	<2	<1	<1	<1	<2	<2
Methylene chloride	<5	NA	<5	<5	<5	<5	<5	<5	<5	<5	<5	<5	<5	<5	<5	<5	<5	<5	<5	<5
Methyl-tert-butyl Ether (MTBE)	<5	NA	<5	<5	<5	<5	<5	<5	<5	<5	<5	<5	<5	<5	<5	<5	<5	<5	<5	<5
m,p-Xylenes	NA	NA	NA	NA	NA	NA	NA	NA	NA	NA	NA	NA	NA	NA	NA	NA	NA	NA	NA	NA
Naphthalene	<2	NA	<5	<5	<5	<5	<5	<2	<2	<2	<5	<5	<5	<5	<5	<2	<2	<2	<5	<5
n-Butylbenzene	<1	NA	<5	<5	<5	<5	<5	<1	<1	<1	<5	<5	<5	<5	<5	<1	<1	<1	<5	<5
n-Propylbenzene	<1	NA	<2	<2	<2	<2	<2	<1	<1	<1	<2	<2	<2	<2	<2	<1	<1	<1	<2	<2
o-Xylenes	NA	NA	NA	NA	NA	NA	NA	NA	NA	NA	NA	NA	NA	NA	NA	NA	NA	NA	NA	NA
p-Isopropyltoluene	<1	NA	<2	<2	<2	<2	<2	<1	<1	<1	<2	<2	<2	<2	<2	<1	<1	<1	<2	<2
sec-Butylbenzene	<1	NA	<5	<5	<5	<5	<5	<1	<1	<1	<5	<5	<5	<5	<5	<1	<1	<1	<5	<5
Styrene	<1	NA	<2	<2	<2	<2	<2	<1	<1	<1	<2	<2	<2	<2	<2	<1	<1	<1	<2	<2
tert-Butylbenzene	<1	NA	<5	<5	<5	<5	<5	<1	<1	<1	<5	<5	<5	<5	<5	<1	<1	<1	<5	<5
Tetrachloroethene	<1	NA	<2	<2	<2	<2	<2	<1	<1	<1	<2	<2	<2	<2	<2	<1	<1	<1	<2	<2
Toluene	<2	NA	<2	<2	<2	<2	<2	<2	<2	<2	<2	<2	<2	<2	<2	<2	<2	<2	<2	<2
trans-1,2-Dichloroethene	<1	NA	<2	<2	<2	<2	<2	<1	<1	<1	<2	<2	<2	<2	<2	<1	<1	<1	<2	<2
trans-1,3-Dichloropropene	<1	NA	<2	<2	<2	<2	<2	<1	<1	<1	<2	<2	<2	<2	<2	<1	<1	<1	<2	<2
Trichloroethene	<1	NA	<2	<2	<2	<2	<2	<1	<1	<1	<2	<2	<2	<2	<2	<1	<1	<1	<2	<2
Trichlorofluoromethane	<4	NA	<5	<5	<5	<5	<5	<4	<4	<4	<5	<5	<5	<5	<5	<4	<4	<4	<5	<5
Trihalomethanes, Total	NA	NA	NA	NA	NA	NA	NA	NA	NA	NA	NA	NA	NA	NA	NA	NA	NA	NA	NA	NA
Vinyl acetate	<5	NA	<25	<25	<25	<25	<25	<5	<5	<5	<25	<25	<25	<25	<25	<5	<5	<5	<25	<25
Vinyl chloride	<1	NA	<5	<5	<5	<5	<5	<1	<1	<1	<5	<5	<5	<5	<5	<1	<1	<1	<5	<5
Xylenes, Total	<3	NA	<10	<10	<10	<10	<10	<3	<3	<3	<10	<10	<10	<10	<10	<3	<3	<3	<10	<10

APPENDIX D
UPCO Monitor Well Water Quality Data

Parameters	MW-9 7/20/2005	MW-9 10/26/2005	MW-9 3/23/2006	MW-9 8/31/2006	MW-10 2/10/2005	MW-10 4/27/2005	MW-10 7/20/2005	MW-10 10/26/2005	MW-10 3/23/2006	MW-10 8/30/2006	MW-11 3/21/2006	MW-11 5/22/2006	MW-11 8/29/2006	MW-11 11/14/2006	MW-12 3/21/2006	MW-12 5/22/2006	MW-12 8/28/2006	MW-12 11/13/2006	PW-1 11/4/2004	PW-1 12/9/2004
Inorganics (mg/L)																				
Arsenic	<0.05	0.0077	<0.05	NA	<0.05	<0.05	0.018	0.018	<0.05	NA	<0.050	NA	NA	NA	<0.050	NA	NA	NA	<0.05	<0.05
Barium	<0.010	0.058	0.059	NA	0.045	0.043	0.024	0.021	0.02	NA	0.14	NA	NA	NA	0.033	NA	NA	NA	<0.01	<0.01
Cadmium	<0.005	<0.005	<0.005	NA	<0.005	<0.005	<0.005	<0.005	<0.005	NA	<0.005	NA	NA	NA	<0.005	NA	NA	NA	<0.005	<0.005
Calcium	NA	NA	NA	NA	NA	36	NA	NA	NA	NA	56	NA	NA	NA	NA	NA	NA	NA	NA	NA
Chromium	<0.01	<0.0040	<0.010	NA	<0.01	<0.01	<0.01	<0.0040	<0.010	NA	<0.010	NA	NA	NA	<0.010	NA	NA	NA	<0.01	<0.01
Lead	<0.05	<0.002	<0.05	NA	<0.05	<0.05	0.0022	<0.002	<0.05	NA	<0.050	NA	NA	NA	<0.050	NA	NA	NA	<0.05	<0.05
Magnesium	NA	NA	NA	NA	NA	12	NA	NA	NA	NA	16	NA	NA	NA	NA	NA	NA	NA	NA	NA
Mercury	<0.0002	<0.0002	<0.0002	NA	<0.0002	<0.0002	<0.0002	<0.0002	<0.0002	NA	<0.0002	NA	NA	NA	<0.0002	NA	NA	NA	<0.0002	<0.0002
Potassium	NA	NA	NA	NA	NA	2.5	NA	NA	NA	NA	5.6	NA	NA	NA	NA	NA	NA	NA	NA	NA
Selenium	<0.05	<0.0040	<0.05	NA	<0.05	<0.05	<0.0040	<0.0040	<0.05	NA	<0.050	NA	NA	NA	<0.050	NA	NA	NA	<0.05	<0.05
Silver	<0.005	<0.005	<0.005	NA	<0.005	<0.005	<0.005	<0.005	0.0091	NA	<0.005	NA	NA	NA	<0.005	NA	NA	NA	<0.005	<0.005
Sodium	NA	NA	NA	NA	NA	36	NA	NA	NA	NA	44	NA	NA	NA	NA	NA	NA	NA	NA	NA
Perchlorate (ug/L)	<2	<2	<2	<2	<2	<2	<2	<2	<2	<2	<2	2.1	2.0	2.2	<2	<2	<2	<2	<2	<2
Water Chemistry (mg/L)																				
Alkalinity as CaCO3	NA	NA	NA	NA	NA	190	NA	NA	NA	NA	NA	NA	NA	NA	NA	NA	NA	NA	NA	NA
Cation/Anion Balance (%)	NA	NA	NA	NA	NA	3.1	NA	NA	NA	NA	NA	NA	NA	NA	NA	NA	NA	NA	NA	NA
Chloride	NA	NA	NA	NA	NA	4.8	NA	NA	NA	NA	60	NA	NA	NA	NA	NA	NA	NA	19	20
Fluoride	NA	NA	NA	NA	NA	0.62	NA	NA	NA	NA	0.48	NA	NA	NA	NA	NA	NA	NA	NA	NA
Nitrate-N	0.95	2.0	1.7	NA	1.2	1.2	1.2	1.1	1.0	NA	7.3	NA	NA	NA	1.8	NA	NA	NA	NA	5.2
Specific Conductance (umhos/cm)	NA	NA	NA	NA	NA	410	NA	NA	NA	NA	NA	NA	NA	NA	NA	NA	NA	NA	NA	NA
Sulfate	NA	NA	NA	NA	NA	4.3	NA	NA	NA	NA	21	NA	NA	NA	NA	NA	NA	NA	NA	NA
Total Dissolved Solids	NA	NA	NA	NA	NA	240	NA	NA	NA	NA	NA	NA	NA	NA	NA	NA	NA	NA	270	290
Volatile Organic Compounds (ug/L)																				
1,1,1,2-Tetrachloroethane	<5	<1	<1	<1	<5	<5	<5	<1	<1	<1	<1	NA	<1	NA	<1	NA	<1 UJ	NA	<5	<5
1,1,1-Trichloroethane	<2	<1	<1	<1	<2	<2	<2	<1	<1	<1	<1	NA	<1	NA	<1	NA	<1 UJ	NA	<2	<2
1,1,2,2-Tetrachloroethane	<2	<2	<2	<2	<2	<2	<2	<2	<2	<2	<2	NA	<2	NA	<2	NA	<2 UJ	NA	<2	<2
1,1,2-Trichloroethane	<2	<1	<1	<1	<2	<2	<2	<1	<1	<1	<1	NA	<1	NA	<1	NA	<1 UJ	NA	<2	<2
1,1-Dichloroethane	<2	<1	<1	<1	<2	<2	<2	<1	<1	<1	<1	NA	<1	NA	<1	NA	<1 UJ	NA	<2	<2
1,1-Dichloroethene	<5	<2	<2	<2	<5	<5	<5	<2	<2	<2	<2	NA	<2	NA	<2	NA	<2 UJ	NA	5	5.1
1,1-Dichloropropene	<2	<1	<1	<1	<2	<2	<2	<1	<1	<1	<1	NA	<1	NA	<1	NA	<1 UJ	NA	<2	<2
1,2,3-Trichlorobenzene	<5	<1	<1	<1	<5	<5	<5	<1	<1	<1	<1	NA	<1	NA	<1	NA	<1 UJ	NA	<5	<5
1,2,3-Trichloropropane	<10	<1	<1	<1	<10	<10	<10	<1	<1	<1	<1	NA	<1	NA	<1	NA	<1 UJ	NA	<10	<10
1,2,4-Trichlorobenzene	<5	<1	<1	<1	<5	<5	<5	<1	<1	<1	<1	NA	<1	NA	<1	NA	<1 UJ	NA	<5	<5
1,2,4-Trimethylbenzene	<2	<1	<1	<1	<2	<2	<2	<1	<1	<1	<1	NA	<1	NA	<1	NA	<1 UJ	NA	<2	<2
1,2-Dibromo-3-chloropropane	<5	<1	<1	<1	<5	<5	<5	<1	<1	<1	<1	NA	<1	NA	<1	NA	<1 UJ	NA	<5	<5
1,2-Dibromoethane (EDB)	<2	<1	<1	<1	<2	<2	<2	<1	<1	<1	<1	NA	<1	NA	<1	NA	<1 UJ	NA	<2	<2
1,2-Dichlorobenzene	<2	<1	<1	<1	<2	<2	<2	<1	<1	<1	<1	NA	<1	NA	<1	NA	<1 UJ	NA	<2	<2
1,2-Dichloroethane	<2	<1	<1	<1	<2	<2	<2	<1	<1	<1	<1	NA	<1	NA	<1	NA	<1 UJ	NA	<2	<2
1,2-Dichloropropane	<2	<1	<1	<1	<2	<2	<2	<1	<1	<1	<1	NA	<1	NA	<1	NA	<1 UJ	NA	<2	<2
1,3,5-Trimethylbenzene	<2	<1	<1	<1	<2	<2	<2	<1	<1	<1	<1	NA	<1	NA	<1	NA	<1 UJ	NA	<2	<2
1,3-Dichlorobenzene	<2	<1	<1	<1	<2	<2	<2	<1	<1	<1	<1	NA	<1	NA	<1	NA	<1 UJ	NA	<2	<2
1,3-Dichloropropane	<2	<1	<1	<1	<2	<2	<2	<1	<1	<1	<1	NA	<1	NA	<1	NA	<1 UJ	NA	<2	<2
1,3-Dichloropropene, Total	NA	NA	NA	NA	NA	NA	NA	NA	NA	NA	NA	NA	NA	NA	NA	NA	NA	NA	NA	NA
1,4-Dichlorobenzene	<2	<1	<1	<1	<2	<2	<2	<1	<1	<1	<1	NA	<1	NA	<1	NA	<1 UJ	NA	<2	<2
1,4-Dioxane	<1	<1	<1	<1	<1	<1	<1	<1	<1	<1	<1	NA	<1	NA	<1	NA	<1 UJ	NA	NA	NA
2,2-Dichloropropane	<2	<1	<1	<1	<2	<2	<2	<1	<1	<1	<1	NA	<1	NA	<1	NA	<1 UJ	NA	<2	<2
2-Butanone (MEK)	<10	<10	<10	<10	<10	<10	<10	<10	<10	<10	<10	NA	<10	NA	<10	NA	<10 UJ	NA	<10	<10
2-Chlorotoluene	<5	<1	<1	<1	<5	<5	<5	<1	<1	<1	<1	NA	<1	NA	<1	NA	<1 UJ	NA	<5	<5
2-Hexanone	<10	<10	<10	<10	<10	<10	<10	<10	<10	<10	<10	NA	<10	NA	<10	NA	<10 UJ	NA	<10	<10
4-Chlorotoluene	<5	<1	<1	<1	<5	<5	<5	<1	<1	<1	<1	NA	<1	NA	<1	NA	<1 UJ	NA	<5	<5
4-Methyl-2-pentanone (MIBK)	<10	<10	<10	<10	<10	<10	<10	<10	<10	<10	<10	NA	<10	NA	<10	NA	<10 UJ	NA	<10	<10
Acetone	<20	<20	<20	<20	<20	<20	<20	<20	<20	<20	<20	NA	<20	NA	<20	NA	<20 UJ	NA	<20	<20
Benzene	<2	<1	<1	<1	<2	<2	<2	<1	<1	<1	<1	NA	<1	NA	<1	NA	<1 UJ	NA	<2	<2
Bromobenzene	<5	<1	<1	<1	<5	<5	<5	<1	<1	<1	<1	NA	<1	NA	<1	NA	<1 UJ	NA	<5	<5
Bromochloromethane	<5	<1	<1	<1	<5	<5	<5	<1	<1	<1	<1	NA	<1	NA	<1	NA	<1 UJ	NA	<5	<5
Bromodichloromethane	<2	<1	<1	<1	<2	<2	<2	<1	<1	<1	<1	NA	<1	NA	<1	NA	<1 UJ	NA	<2	<2

APPENDIX D
UPCO Monitor Well Water Quality Data

Parameters	MW-9 7/20/2005	MW-9 10/26/2005	MW-9 3/23/2006	MW-9 8/31/2006	MW-10 2/10/2005	MW-10 4/27/2005	MW-10 7/20/2005	MW-10 10/26/2005	MW-10 3/23/2006	MW-10 8/30/2006	MW-11 3/21/2006	MW-11 5/22/2006	MW-11 8/29/2006	MW-11 11/14/2006	MW-12 3/21/2006	MW-12 5/22/2006	MW-12 8/28/2006	MW-12 11/13/2006	PW-1 11/4/2004	PW-1 12/9/2004
Bromoform	<5	<2	<2	<2	<5	<5	<5	<2	<2	<2	<2	NA	<2	NA	<2	NA	<2 UJ	NA	<5	<5
Bromomethane	<5	<4	<4	<4	<5	<5	<5	<4	<4	<4	<4	NA	<4	NA	<4	NA	<4 UJ	NA	<5	<5
Carbon Disulfide	<5	<5	<5	<5	<5	<5	<5	<5	<5	<5	<5	NA	<5	NA	<5	NA	<5 UJ	NA	<5	<5
Carbon tetrachloride	<5	<1	<1	<1	<5	<5	<5	<1	<1	<1	<1	NA	<1	NA	<1	NA	<1 UJ	NA	<5	<5
Chlorobenzene	<2	<1	<1	<1	<2	<2	<2	<1	<1	<1	<1	NA	<1	NA	<1	NA	<1 UJ	NA	<2	<2
Chloroethane	<5	<4	<4	<4	<5	<5	<5	<4	<4	<4	<4	NA	<4	NA	<4	NA	<4 UJ	NA	<5	<5
Chloroform	<2	<1	<1	<1	<2	<2	<2	<1	<1	<1	<1	NA	<1	NA	<1	NA	<1 UJ	NA	<2	<2
Chloromethane	<5	<4	<4	<4	<5	<5	<5	<4	<4	<4	<4	NA	<4	NA	<4	NA	<4 UJ	NA	<5	<5
cis-1,2-Dichloroethene	<2	<1	<1	<1	<2	<2	<2	<1	<1	<1	<1	NA	<1	NA	<1	NA	<1 UJ	NA	<2	<2
cis-1,3-Dichloropropene	<2	<1	<1	<1	<2	<2	<2	<1	<1	<1	<1	NA	<1	NA	<1	NA	<1 UJ	NA	<2	<2
Dibromochloromethane	<2	<1	<1	<1	<2	<2	<2	<1	<1	<1	<1	NA	<1	NA	<1	NA	<1 UJ	NA	<2	<2
Dibromomethane	<2	<1	<1	<1	<2	<2	<2	<1	<1	<1	<1	NA	<1	NA	<1	NA	<1 UJ	NA	<2	<2
Dichlorodifluoromethane	<5	<4	<4	<4	<5	<5	<5	<4	<4	<4	<4	NA	<4	NA	<4	NA	<4 UJ	NA	<5	<5
Ethylbenzene	<2	<2	<2	<2	<2	<2	<2	<2	<2	<2	<2	NA	<2	NA	<2	NA	<2 UJ	NA	<2	<2
Hexachlorobutadiene	<5	<1	<1	<1	<5	<5	<5	<1	<1	<1	<1	NA	<1	NA	<1	NA	<1 UJ	NA	<5	<5
Iodomethane	<2	<2	<2	<2	<2	<2	<2	<2	<2	<2	<2	NA	<2	NA	<2	NA	<2 UJ	NA	<2	<2
Isopropylbenzene	<2	<1	<1	<1	<2	<2	<2	<1	<1	<1	<1	NA	<1	NA	<1	NA	<1 UJ	NA	<2	<2
Methylene chloride	<5	<5	<5	<5	<5	<5	<5	<5	<5	<5	<5	NA	<5	NA	<5	NA	<5 UJ	NA	<5	<5
Methyl-tert-butyl ether (MTBE)	<5	<5	<5	<5	<5	<5	<5	<5	<5	<5	<5	NA	<5	NA	<5	NA	<5 UJ	NA	<5	<5
m,p-Xylenes	NA	NA	NA	NA	NA	NA	NA	NA	NA	NA	NA	NA	NA	NA	NA	NA	NA	NA	NA	NA
Naphthalene	<5	<2	<2	<2	<5	<5	<5	<2	<2	<2	<2	NA	<2	NA	<2	NA	<2 UJ	NA	<5	<5
n-Butylbenzene	<5	<1	<1	<1	<5	<5	<5	<1	<1	<1	<1	NA	<1	NA	<1	NA	<1 UJ	NA	<5	<5
n-Propylbenzene	<2	<1	<1	<1	<2	<2	<2	<1	<1	<1	<1	NA	<1	NA	<1	NA	<1 UJ	NA	<2	<2
o-Xylenes	NA	NA	NA	NA	NA	NA	NA	NA	NA	NA	NA	NA	NA	NA	NA	NA	NA	NA	NA	NA
p-Isopropyltoluene	<2	<1	<1	<1	<2	<2	<2	<1	<1	<1	<1	NA	<1	NA	<1	NA	<1 UJ	NA	<2	<2
sec-Butylbenzene	<5	<1	<1	<1	<5	<5	<5	<1	<1	<1	<1	NA	<1	NA	<1	NA	<1 UJ	NA	<5	<5
Styrene	<2	<1	<1	<1	<2	<2	<2	<1	<1	<1	<1	NA	<1	NA	<1	NA	<1 UJ	NA	<2	<2
tert-Butylbenzene	<5	<1	<1	<1	<5	<5	<5	<1	<1	<1	<1	NA	<1	NA	<1	NA	<1 UJ	NA	<5	<5
Tetrachloroethene	<2	<1	<1	<1	<2	<2	<2	<1	<1	<1	<1	NA	<1	NA	<1	NA	<1 UJ	NA	<2	<2
Toluene	<2	<2	<2	<2	<2	<2	<2	<2	<2	<2	<2	NA	<2	NA	<2	NA	<2 UJ	NA	<2	<2
trans-1,2-Dichloroethene	<2	<1	<1	<1	<2	<2	<2	<1	<1	<1	<1	NA	<1	NA	<1	NA	<1 UJ	NA	<2	<2
trans-1,3-Dichloropropene	<2	<1	<1	<1	<2	<2	<2	<1	<1	<1	<1	NA	<1	NA	<1	NA	<1 UJ	NA	<2	<2
Trichloroethene	<2	<1	<1	<1	<2	<2	<2	<1	<1	<1	<1	NA	<1	NA	<1	NA	<1 UJ	NA	<2	<2
Trichlorofluoromethane	<5	<4	<4	<4	<5	<5	<5	<4	<4	<4	<4	NA	<4	NA	<4	NA	<4 UJ	NA	<5	<5
Trihalomethanes, Total	NA	NA	NA	NA	NA	NA	NA	NA	NA	NA	NA	NA	NA	NA	NA	NA	NA	NA	NA	NA
Vinyl acetate	<25	<5	<5	<5	<25	<25	<25	<5	<5	<5	<5	NA	<5	NA	<5	NA	<5 UJ	NA	<25	<25
Vinyl chloride	<5	<1	<1	<1	<5	<5	<5	<1	<1	<1	<1	NA	<1	NA	<1	NA	<1 UJ	NA	<5	<5
Xylenes, Total	<10	<3	<3	<3	<10	<10	<10	<3	<3	<3	<3	NA	<3	NA	<3	NA	<3 UJ	NA	<10	<10

APPENDIX D
UPCO Monitor Well Water Quality Data

Parameters	PW-1 1/17/2005	PW-1 4/25/2005	PW-1 7/18/2005	PW-1 10/25/2005	PW-1 3/23/2006	PW-1 5/23/2006	PW-1 8/31/2006	PW-1 11/16/2006	POE 4/25/2005	POE 7/18/2005	POE 10/25/2005	POE 3/23/2006	POE 5/23/2006	POE 8/31/2006[1]	POE 11/16/2006
Inorganics (mg/L)															
Arsenic	<0.05	<0.05	0.010	0.0098	<0.05	<0.05	<0.05	<0.05	<0.05	0.0096	0.0094	<0.05	<0.05	<0.05	<0.05
Barium	<0.01	<0.01	<0.01	<0.01	<0.01	<0.01	<0.01	<0.01	<0.01	<0.01	<0.01	<0.01	<0.01	<0.01	0.024
Cadmium	<0.005	<0.005	<0.005	<0.005	<0.005	<0.005	<0.005	<0.005	<0.005	<0.005	<0.005	<0.005	<0.005	<0.005	<0.005
Calcium	NA	NA	22	NA	NA	NA	22	21	NA	24	NA	NA	NA	23	27
Chromium	<0.01	<0.01	<0.0040	<0.0040	<0.01	<0.010	<0.010	<0.010	<0.01	<0.0040	<0.0040	<0.01	<0.010	<0.010	<0.010
Lead	<0.05	<0.05	<0.0020	<0.002	<0.05	<0.050	<0.050	<0.050	<0.05	<0.0020	<0.002	<0.05	<0.050	<0.050	<0.050
Magnesium	NA	NA	9.6	NA	NA	NA	11	9.4	NA	11	NA	NA	NA	10	12
Mercury	<0.0002	<0.0002	<0.0002	<0.0002	<0.0002	<0.0002	<0.0002	<0.0002	<0.0002	<0.0002	<0.0002	<0.0002	<0.0002	<0.0002	<0.0002
Potassium	NA	NA	3.4	NA	NA	NA	3.1	2.6	NA	4.2	NA	NA	NA	3.2	4.0
Selenium	<0.05	<0.05	<0.0040	<0.0040	<0.05	<0.050	<0.050	<0.050	<0.05	<0.0040	<0.0040	<0.05	<0.050	<0.050	<0.050
Silver	<0.005	<0.005	<0.005	<0.005	<0.005	<0.005	<0.005	<0.005	<0.005	<0.005	<0.005	<0.005	<0.005	<0.005	<0.005
Sodium	NA	NA	61	NA	NA	NA	63	69	NA	57	NA	NA	NA	70	57
Perchlorate (ug/L)	<2	2.1	<2	<2	<2	2.3	<2	<2	<2	2.4	2.4	2.3	2.1	<2	2.1
Water Chemistry (mg/L)															
Alkalinity as CaCO3	NA	NA	170	NA	NA	NA	NA	NA	NA	170	NA	NA	NA	NA	NA
Cation/Anion Balance (%)	NA	NA	0.8	NA	NA	NA	NA	NA	NA	0.3	NA	NA	NA	NA	NA
Chloride	NA	NA	20	NA	NA	NA	NA	NA	NA	22	NA	NA	NA	NA	NA
Fluoride	NA	NA	0.37	NA	NA	NA	NA	NA	NA	0.36	NA	NA	NA	NA	NA
Nitrate-N	5.0	5.0	4.6	5.0	4.2	NA	NA	NA	5.2	4.8	5.1	5.1	NA	NA	NA
Specific Conductance (umhos/cm)	NA	NA	450	NA	NA	NA	NA	NA	NA	460	NA	NA	NA	NA	NA
Sulfate	NA	NA	13	NA	NA	NA	NA	NA	NA	15	NA	NA	NA	NA	NA
Total Dissolved Solids	NA	NA	290	NA	NA	NA	NA	NA	NA	290	NA	NA	NA	NA	NA
Volatile Organic Compounds (ug/L)															
1,1,1,2-Tetrachloroethane	<5	<5	<5	<1	<1	<1	<1	<1	<0.5	<0.5	NA	NA	NA	NA	NA
1,1,1-Trichloroethane	<2	<2	<2	<1	<1	<1	<1	<1	<0.5	<0.5	<0.5	<0.5	<0.5	<0.5	<0.5
1,1,2,2-Tetrachloroethane	<2	<2	<2	<2	<2	<2	<2	<2	<0.5	<0.5	NA	NA	NA	NA	NA
1,1,2-Trichloroethane	<2	<2	<2	<1	<1	<1	<1	<1	<0.5	<0.5	<0.5	<0.5	<0.5	<0.5	<0.5
1,1-Dichloroethane	<2	<2	<2	<1	<1	<1	<1	<1	0.6	0.51	NA	NA	NA	NA	NA
1,1-Dichloroethene	5.7	<5	<5	2.3	2.0	3.5	3.5	3.6	<0.5 R	4.7	3.1	3.0	3.2	2.9	2.1
1,1-Dichloropropene	<2	<2	<2	<1	<1	<1	<1	<1	<0.5 R	<0.5	NA	NA	NA	NA	NA
1,2,3-Trichlorobenzene	<5	<5	<5	<1	<1	<1	<1	<1	NA	NA	NA	NA	NA	NA	NA
1,2,3-Trichloropropane	<10	<10	<10	<1	<1	<1	<1	<1	<0.5	<0.5	NA	NA	NA	NA	NA
1,2,4-Trichlorobenzene	<5	<5	<5	<1	<1	<1	<1	<1	<0.5	<0.5	<0.5	<0.5	<0.5	<0.5	<0.5
1,2,4-Trimethylbenzene	<2	<2	<2	<1	<1	<1	<1	<1	NA	NA	NA	NA	NA	NA	NA
1,2-Dibromo-3-chloropropane	<5	<5	<5	<1	<1	<1	<1	<1	NA	NA	NA	NA	NA	NA	NA
1,2-Dibromoethane (EDB)	<2	<2	<2	<1	<1	<1	<1	<1	NA	NA	NA	NA	NA	NA	NA
1,2-Dichlorobenzene	<2	<2	<2	<1	<1	<1	<1	<1	<0.5	<0.5	<0.5	<0.5	<0.5	<0.5	<0.5
1,2-Dichloroethane	<2	<2	<2	<1	<1	<1	<1	<1	<0.5	<0.5	<0.5	<0.5	<0.5	<0.5	<0.5
1,2-Dichloropropane	<2	<2	<2	<1	<1	<1	<1	<1	<0.5	<0.5	<0.5	<0.5	<0.5	<0.5	<0.5
1,3,5-Trimethylbenzene	<2	<2	<2	<1	<1	<1	<1	<1	NA	NA	NA	NA	NA	NA	NA
1,3-Dichlorobenzene	<2	<2	<2	<1	<1	<1	<1	<1	<0.5	<0.5	NA	NA	NA	NA	NA
1,3-Dichloropropane	<2	<2	<2	<1	<1	<1	<1	<1	<0.5	<0.5	NA	NA	NA	NA	NA
1,3-Dichloropropene, Total	NA	NA	NA	NA	NA	NA	NA	NA	<0.5 R	<0.5	NA	NA	NA	NA	NA
1,4-Dichlorobenzene	<2	<2	<2	<1	<1	<1	<1	<1	<0.5	<0.5	<0.5	<0.5	<0.5	<0.5	<0.5
1,4-Dioxane	2.6	2.0	2.3	2.0	1.4	2.0	2.8	2.5	NA	2.7	2.2	2.6	2.1	3.0	2.7
2,2-Dichloropropane	<2	<2	<2	<1	<1	<1	<1	<1	<0.5	<0.5	NA	NA	NA	NA	NA
2-Butanone (MEK)	<10	<10	<10	<10	<10	<10	<10	<10	NA	NA	NA	NA	NA	NA	NA
2-Chlorotoluene	<5	<5	<5	<1	<1	<1	<1	<1	<0.5	<0.5	NA	NA	NA	NA	NA
2-Hexanone	<10	<10	<10	<10	<10	<10	<10	<10	NA	NA	NA	NA	NA	NA	NA
4-Chlorotoluene	<5	<5	<5	<1	<1	<1	<1	<1	<0.5	<0.5	NA	NA	NA	NA	NA
4-Methyl-2-pentanone (MIBK)	<10	<10	<10	<10	<10	<10	<10	<10	NA	NA	NA	NA	NA	NA	NA
Acetone	<20	<20	<20	<20	<20	<20	<20	<20	NA	NA	NA	NA	NA	NA	NA
Benzene	<2	<2	<2	<1	<1	<1	<1	<1	<0.5	<0.5	<0.5	<0.5	<0.5	<0.5	<0.5
Bromobenzene	<5	<5	<5	<1	<1	<1	<1	<1	<0.5	<0.5	NA	NA	NA	NA	NA
Bromochloromethane	<5	<5	<5	<1	<1	<1	<1	<1	NA	NA	NA	NA	NA	NA	NA
Bromodichloromethane	<2	<2	<2	<1	<1	<1	<1	<1	<0.5	<0.5	<0.5	<0.5	<0.5	<0.5	1.1

APPENDIX D
UPCO Monitor Well Water Quality Data

Parameters	PW-1 1/17/2005	PW-1 4/25/2005	PW-1 7/18/2005	PW-1 10/25/2005	PW-1 3/23/2006	PW-1 5/23/2006	PW-1 8/31/2006	PW-1 11/16/2006	POE 4/25/2005	POE 7/18/2005	POE 10/25/2005	POE 3/23/2006	POE 5/23/2006	POE 8/31/2006[1]	POE 11/16/2006
Bromoform	<5	<5	<5	<2	<2	<2	<2	<2	2.4	1.6	1.7	1.4	1.8	2.3	5.2
Bromomethane	<5	<5	<5	<4	<4	<4	<4	<4	<0.5	<0.5	NA	NA	NA	NA	NA
Carbon Disulfide	<5	<5	<5	<5	<5	<5	<5	<5	NA	NA	NA	NA	NA	NA	NA
Carbon tetrachloride	<5	<5	<5	<1	<1	<1	<1	<1	<0.5	<0.5	<0.5	<0.5	<0.5	<0.5	<0.5
Chlorobenzene	<2	<2	<2	<1	<1	<1	<1	<1	<0.5	<0.5	<0.5	<0.5	<0.5	<0.5	<0.5
Chloroethane	<5	<5	<5	<4	<4	<4	<4	<4	<0.5	<0.5	NA	NA	NA	NA	NA
Chloroform	<2	<2	<2	<1	<1	<1	<1	<1	<0.5	<0.5	<0.5	<0.5	<0.5	<0.5	1.1
Chloromethane	<5	<5	<5	<4	<4	<4	<4	<4	<0.5	<0.5	NA	NA	NA	NA	NA
cis-1,2-Dichloroethene	<2	<2	<2	<1	<1	<1	<1	<1	<0.5	<0.5	<0.5	<0.5	<0.5	<0.5	<0.5
cis-1,3-Dichloropropene	<2	<2	<2	<1	<1	<1	<1	<1	NA	NA	NA	NA	NA	NA	NA
Dibromochloromethane	<2	<2	<2	<1	<1	<1	<1	<1	<0.5	<0.5	1.1	<0.5	<0.5	<0.5	2.3
Dibromomethane	<2	<2	<2	<1	<1	<1	<1	<1	<0.5	<0.5	NA	NA	NA	NA	NA
Dichlorodifluoromethane	<5	<5	<5	<4	<4	<4	<4	<4	NA	NA	NA	NA	NA	NA	NA
Ethylbenzene	<2	<2	<2	<2	<2	<2	<2	<2	<0.5 R	<0.5	<0.5	<0.5	<0.5	<0.5	<0.5
Hexachlorobutadiene	<5	<5	<5	<1	<1	<1	<1	<1	NA	NA	NA	NA	NA	NA	NA
Iodomethane	<2	<2	<2	<2	<2	<2	<2	<2	NA	NA	NA	NA	NA	NA	NA
Isopropylbenzene	<2	<2	<2	<1	<1	<1	<1	<1	NA	NA	NA	NA	NA	NA	NA
Methylene chloride	<5	<5	<5	<5	<5	<5	<5	<5	<0.5	<0.5	<0.5	<0.5	<0.5	<0.5	<0.5
Methyl-tert-butyl Ether (MTBE)	<5	<5	<5	<5	<5	<5	<5	<5	NA	NA	NA	NA	NA	NA	NA
m,p-Xylenes	NA	NA	NA	NA	NA	NA	NA	NA	<0.5 R	<0.5	<0.5	<0.5	<0.5	<0.5	<0.5
Naphthalene	<5	<5	<5	<2	<2	<2	<2	<2	NA	NA	NA	NA	NA	NA	NA
n-Butylbenzene	<5	<5	<5	<1	<1	<1	<1	<1	NA	NA	NA	NA	NA	NA	NA
n-Propylbenzene	<2	<2	<2	<1	<1	<1	<1	<1	NA	NA	NA	NA	NA	NA	NA
o-Xylenes	NA	NA	NA	NA	NA	NA	NA	NA	<0.5 R	<0.5	<0.5	<0.5	<0.5	<0.5	<0.5
p-Isopropyltoluene	<2	<2	<2	<1	<1	<1	<1	<1	NA	NA	NA	NA	NA	NA	NA
sec-Butylbenzene	<5	<5	<5	<1	<1	<1	<1	<1	NA	NA	NA	NA	NA	NA	NA
Styrene	<2	<2	<2	<1	<1	<1	<1	<1	<0.5 R	<0.5	<0.5	<0.5	<0.5	<0.5	<0.5
tert-Butylbenzene	<5	<5	<5	<1	<1	<1	<1	<1	NA	NA	NA	NA	NA	NA	NA
Tetrachloroethene	<2	<2	<2	<1	<1	<1	<1	<1	<0.5	<0.5	<0.5	<0.5	<0.5	<0.5	<0.5
Toluene	<2	<2	<2	<2	<2	<2	<2	<2	<0.5 R	<0.5	<0.5	<0.5	<0.5	<0.5	<0.5
trans-1,2-Dichloroethene	<2	<2	<2	<1	<1	<1	<1	<1	<0.5 UJ	<0.5	<0.5	<0.5	<0.5	<0.5	<0.5
trans-1,3-Dichloropropene	<2	<2	<2	<1	<1	<1	<1	<1	NA	NA	NA	NA	NA	NA	NA
Trichloroethene	<2	<2	<2	<1	<1	<1	<1	<1	<0.5	<0.5	<0.5	<0.5	<0.5	<0.5	<0.5
Trichlorofluoromethane	<5	<5	<5	<4	<4	<4	<4	<4	NA	NA	NA	NA	NA	NA	NA
Trihalomethanes, Total	NA	NA	NA	NA	NA	NA	NA	NA	2.4	1.6	2.8	1.4	1.8	2.3	9.7
Vinyl acetate	<25	<25	<25	<5	<5	<5	<5	<5	NA	NA	NA	NA	NA	NA	NA
Vinyl chloride	<5	<5	<5	<1	<1	<1	<1	<1	<0.5 R	<0.5	<0.5	<0.5	<0.5	<0.5	<0.5
Xylenes, Total	<10	<10	<10	<3	<3	<3	<3	<3	1.5 R	1.5	1.5	<1.5	<1.0	<1.5	<1.5

Notes
mg/L = Milligram per liter
umhos/cm = micro mhos per centimeter
< = Analyte was not detected above the listed reporting limit
R = Rejected, data is not usable for project data quality objectives
J = The analyte was positively identified, however, the result should be considered an estimated value
ug/L = Microgram per liter
NA = Not analyzed
[1] = Sample POE was collected on 9/1/06 for VOC analyses

MALCOLM PIRNIE

INDEPENDENT ENVIRONMENTAL
ENGINEERS, SCIENTISTS
AND CONSULTANTS

E

APPENDIX

E
APPENDIX

APPENDIX E

PRIVATE WELL WATER QUALITY DATA

APPENDIX E
Private Well Water Quality Data

Sample ID	Collection Date	Perchlorate (ug/L)
16 E YEARLING	11/14/2006	<2
	5/23/2006	<2
	10/28/2005	<2
	4/29/2005	<2
	11/19/2004	<2
18 E YEARLING	11/14/2006	<2
	5/23/2006	<2
	10/27/2005	<2
204 E YEARLING	10/27/2005	<2
218 E YEARLING	11/14/2006	<2
	5/23/2006	<2
	10/28/2005	<2
	11/19/2004	<2
25825 N 1st PLACE	11/14/2006	<2
	5/23/2006	<2
	10/28/2005	<2
	4/28/2005	<2
	11/17/2004	<2
25825 N 1st - TAP	4/28/2005	<2
	11/17/2004	<2
25903 N 2ND ST	11/14/2006	<2
	5/23/2006	<2
	10/28/2005	<2
	11/19/2004	<2
412 E YEARLING	5/23/2006	<2
	10/28/2005	<2
	4/29/2005	<2
	11/19/2004	<2
520 E YEARLING	11/14/2006	<2
	5/23/2006	<2
	4/28/2005	<2
	11/17/2004	<2
604-616 E YEARLING	11/14/2006	<2
	5/23/2006	<2
	10/28/2005	<2
	4/29/2005	<2
	11/17/2004	<2
104 E YEARLING	11/15/2006	<2

MALCOLM PIRNIE

INDEPENDENT ENVIRONMENTAL
ENGINEERS, SCIENTISTS
AND CONSULTANTS

F

APPENDIX

GREEN SEAL

APPENDIX F

WATER QUALITY GRAPHS

APPENDIX F
Water Quality Graphs

Note: Perchlorate concentrations <2.0 µg/L are shown on graphs as 1.0 µg/L

MW-1

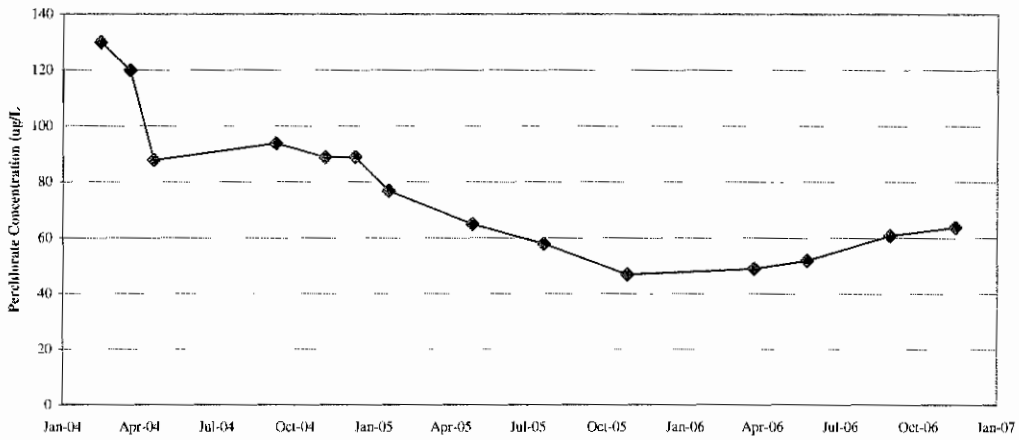

MW-2

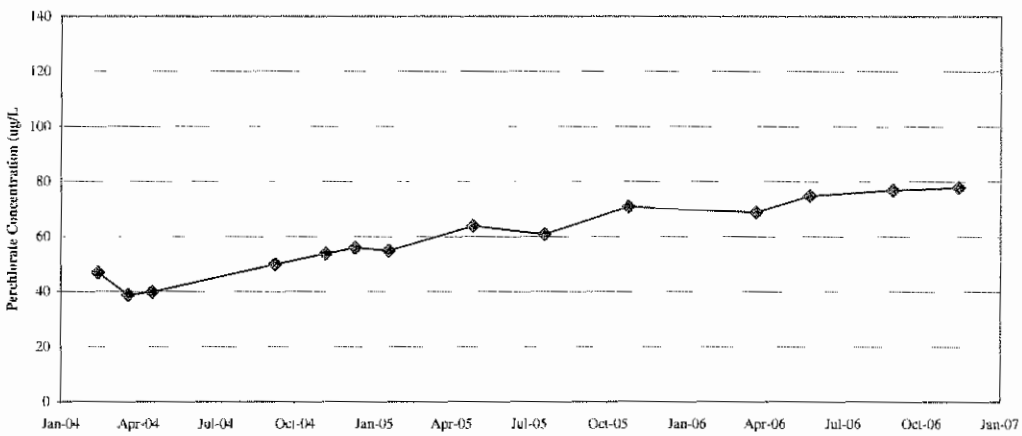

MW-3

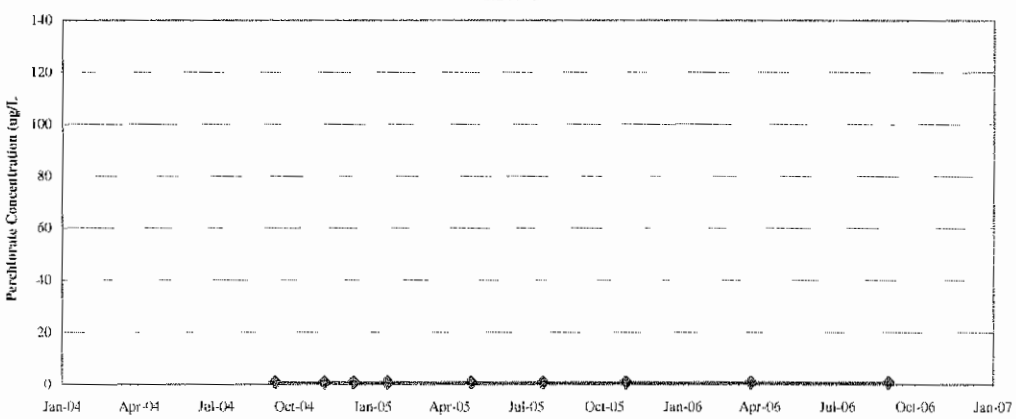

APPENDIX F
Water Quality Graphs

MW-4

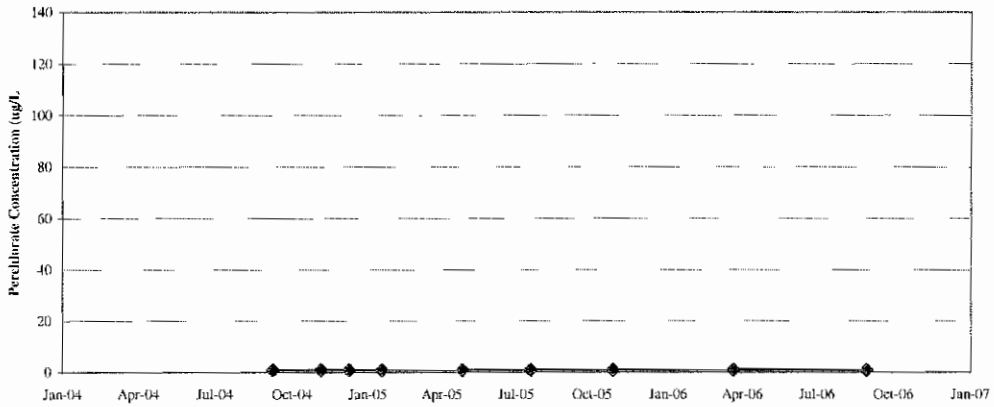

MW-5

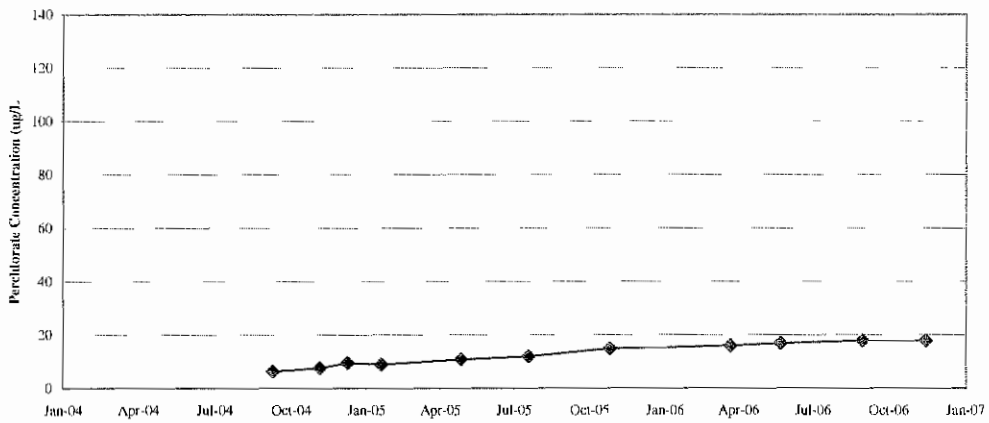

MW-6

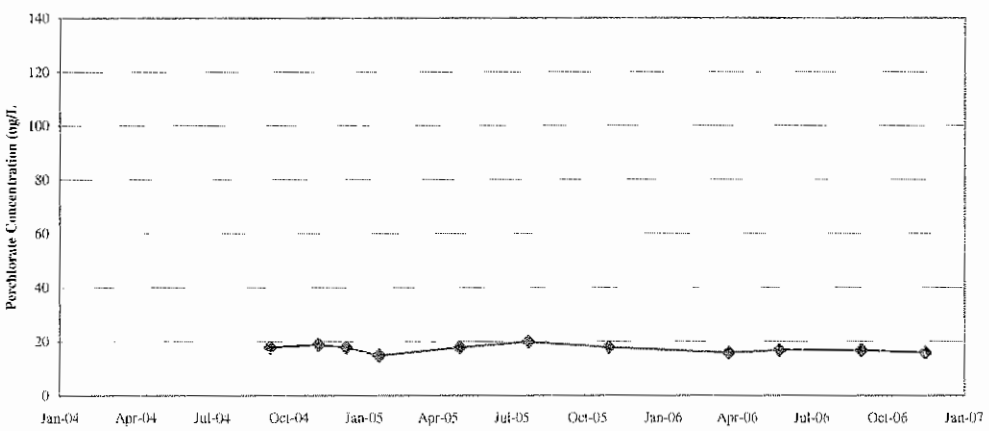

APPENDIX F
Water Quality Graphs

MW-7

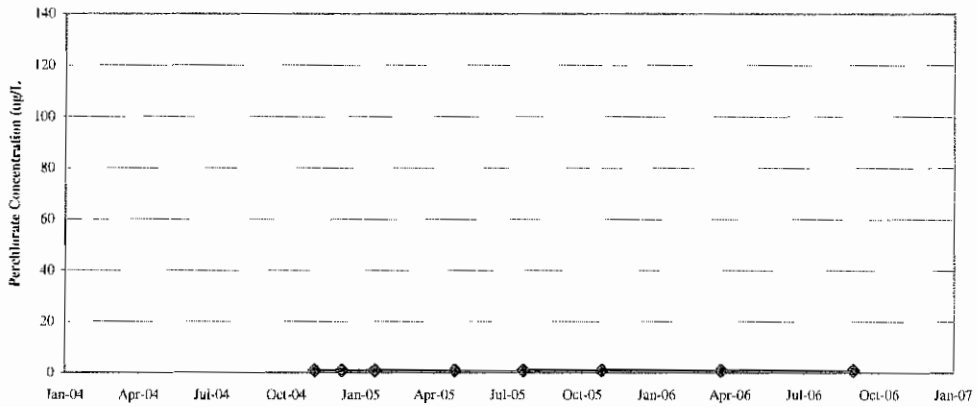

MW-8

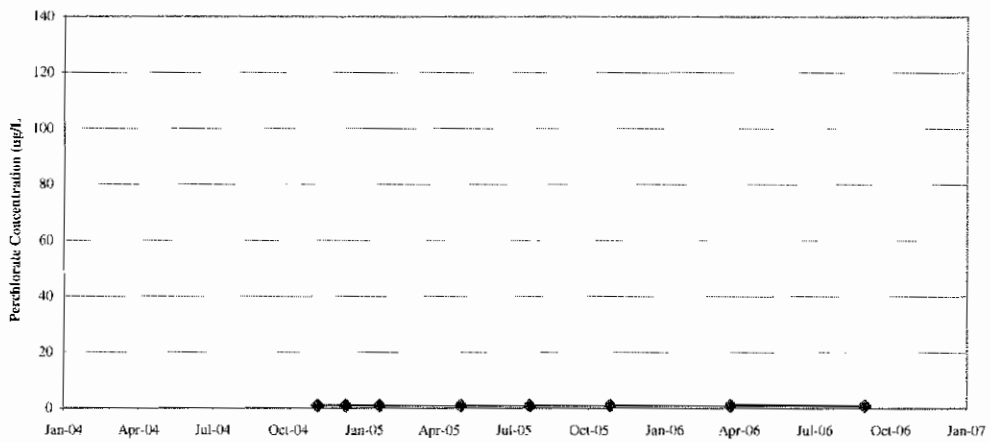

MW-9

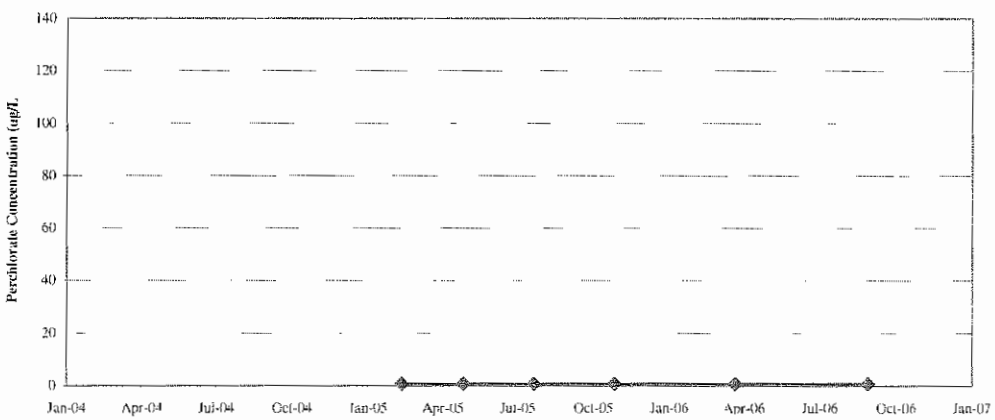

APPENDIX F
Water Quality Graphs

MW-10

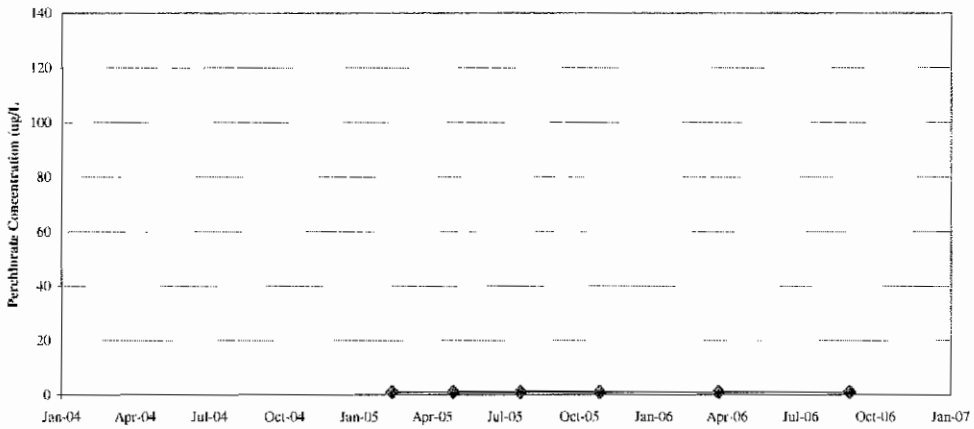

MW-11

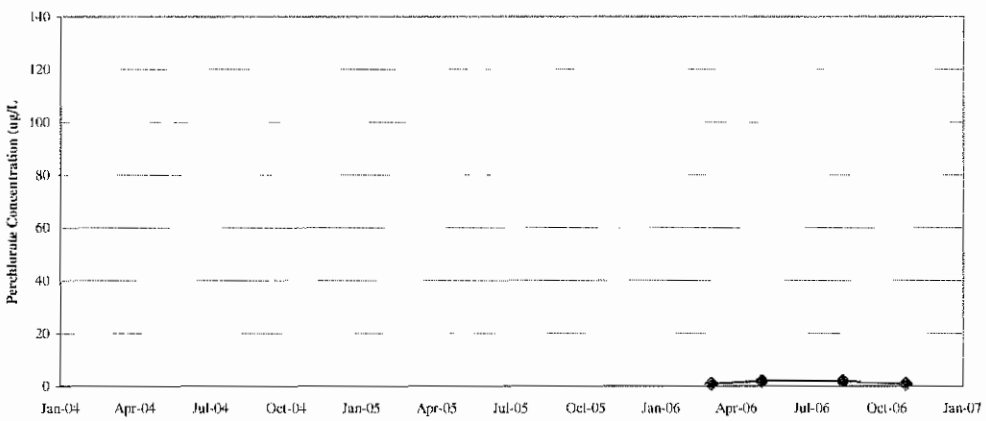

MW-12

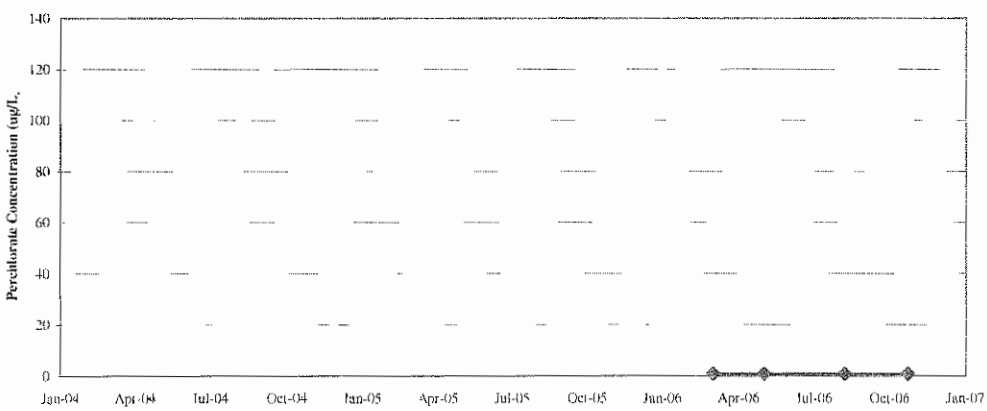

APPENDIX F
Water Quality Graphs

PW-1

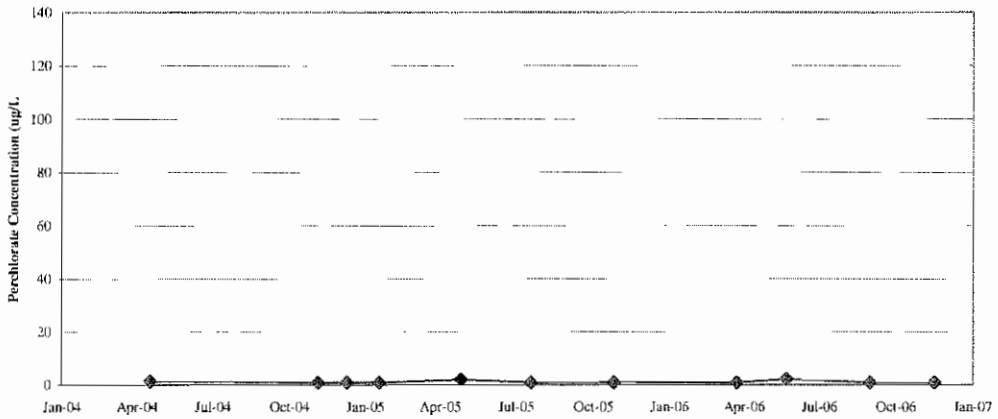

POE

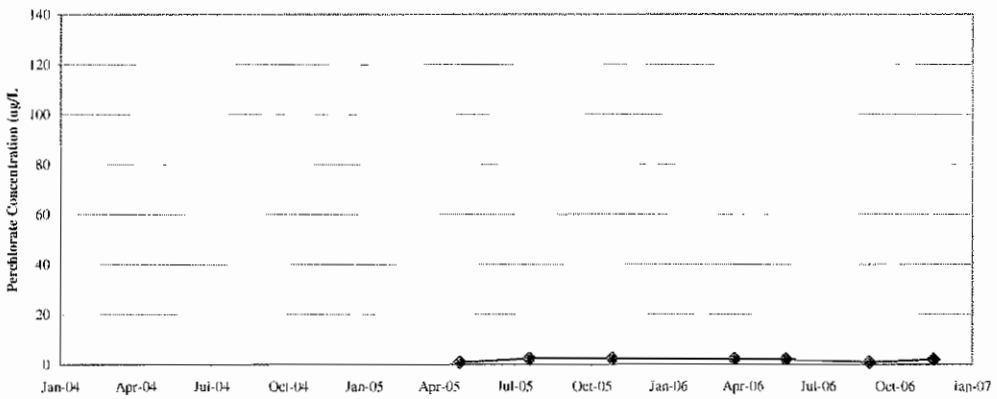

MALCOLM PIRNIE

INDEPENDENT ENVIRONMENTAL
ENGINEERS, SCIENTISTS
AND CONSULTANTS

G

APPENDIX

GREEN SEAL

APPENDIX G

GENERAL CHEMISTRY PIPER AND STIFF DIAGRAMS

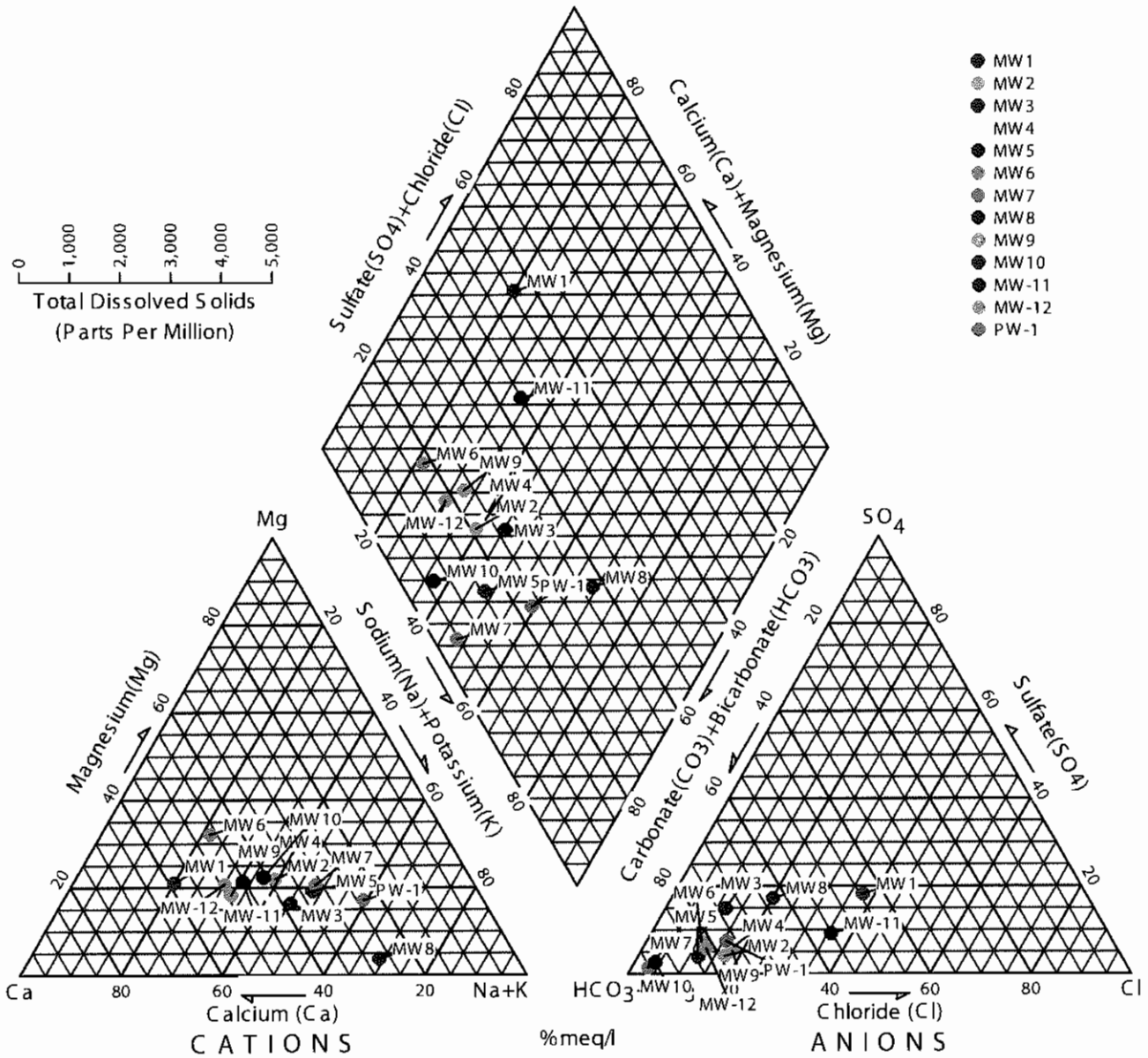

MALCOLM PIRNIE

4646 E. Van Buren St.,
Suite 400
Phoenix, AZ 85008

General Groundwater Chemistry
Piper Diagram
2006 Annual Groundwater
Report

August 2007 | **Figure G-1**

M:\3994003\RI_Reports\291 2006 Groundwater Report\Appendices\F1PiperDiagram.ai

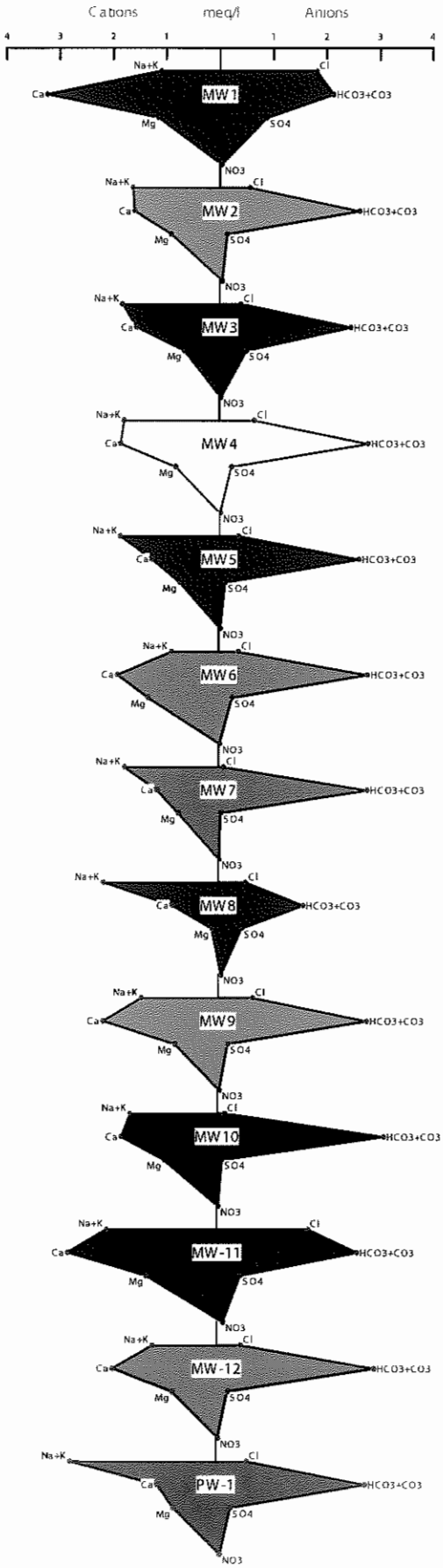

MALCOLM PIRNIE

4646 E. Van Buren St.,
Suite 400
Phoenix, AZ 85008

General Groundwater Chemistry
Stiff Diagram
2006 Annual Groundwater
Report

August 2007

Figure G-2

M:\3994003\RI_Reports\291 2006 Groundwater Report\Appendices\Appendix F2-Stiff Diagram.ai

MALCOLM PIRNIE

INDEPENDENT ENVIRONMENTAL
ENGINEERS, SCIENTISTS
AND CONSULTANTS

H

APPENDIX

H
APPENDI

APPENDIX H

DATA VERIFICATION SUMMARIES

APPENDIX H-1

DATA VERIFICATION SUMMARY FOR UPCO GROUNDWATER MONITORING

1.0 INTRODUCTION

This summary presents data verification results for groundwater samples collected from Universal Propulsion Company, Inc. (UPCO) wells during the 2006 monitoring events. The data review was performed in accordance with the procedures specified in the Quality Assurance Project Plan (Hargis + Associates, 2004b), EPA Functional Guidelines for Organic and Inorganic Data Review (EPA, 1999 and 2002), and quality assurance and control parameters set by the project laboratory (Del Mar Analytical).

A total of 45 groundwater samples were collected and submitted to Del Mar Analytical for the following parameters:

- metals by EPA Methods 200.7, 245.1, 258.1, and 273.1;
- perchlorate by EPA Method 314.0;
- volatile organic compounds (VOCs) by EPA Method 8260B and 524.2; and
- nitrate by EPA method 300.0.

Additionally, field quality assurance samples (i.e., field duplicates and trip blanks) were collected and analyzed as part of the sampling program. Table G1-1 lists the samples and associated analytical parameters.

1.1 Data Quality Assessment

Sample results were subject to a Level III data review that includes an evaluation of the following quality control (QC) parameters:

- sample receipt temperatures;
- holding times;
- method blanks;
- laboratory control samples (LCS);
- matrix spike/matrix spike duplicates (MS/MSD);
- field duplicates; and
- surrogates (for organic parameters).

Results that require qualification based on the data verification are summarized in Table G1-2.

1.2 Data Qualifiers

The data qualifiers used to qualify analytical results associated with QC parameters outside data quality objectives are defined below:

- J — The analyte was positively identified; however, the result should be considered an estimated value.
- UJ — The reporting limit is considered an estimated value.
- R — Quality control indicates that the data is not usable

Results qualified as "J" or UJ" are of acceptable data quality and may be used quantitatively to fulfill the objectives of the analytical program, per EPA guidelines.

1.3 Sample Preservation and Temperature Upon Laboratory Receipt

Samples collected during the 2006 sampling events were received intact and at the correct temperature (4±2°C) at the project laboratory with the following exceptions. Samples received by the laboratory on August 28, 2006 and September 1, 2006 had temperatures of 0.6°C and 12°C, respectively. Samples received by the laboratory on November 14, 2006 had a temperature of 0.8°C. The samples coolers contained sufficient ice. These temperature outliers did not significantly impact sample results; therefore, data qualification was not required.

1.4 Holding Times

Samples were extracted and analyzed within the holding time limits set by the respective EPA methods with one exception. Sample MW-12 was analyzed for VOCs two days past the 14 day holding time. The sample had originally been analyzed within holding times; however, reanalysis was required due to instrument problems. The results for MW-12 were qualified "UJ" to indicate a potential low bias.

1.5 Method Blank Contamination

Method blanks were performed at the required frequencies. No target compounds were detected in the blanks.

1.6 LCS/LCS Duplicate Recovery and Relative Percent Difference

LCS/LCS duplicates were performed at the required frequency and were evaluated based on the following criteria:

- If the analyte recovery was above acceptance limits for LCS or LCS duplicate but the analyte was not detected in the associated batch, then data qualification was not required.
- If the analyte recovery was above acceptance limits for LCS or LCS duplicate and the analyte was detected in the associated batch, then the analyte results were qualified "J".
- If the analyte recovery was below acceptance limits for LCS or LCS duplicate then the analyte results in the associated analytical batch were qualified ("UJ" for non-detects and "J" for detected results).
- If the analyte recovery was less than 10 percent, the analyte results in the associated analytical batch were rejected and qualified "R".

Percent recoveries and RPDs for the LCS/LCS duplicate were within acceptance limits with the following exceptions:

- For the analytical batch P6I0603, the LCS/LCS duplicate recoveries were outside of acceptance limits for trans-1,3-dichloropropene (123 and 126 percent), vinyl acetate (146 and 132 percent). Data qualification was not required because the associated samples were not detected for these analytes so the high recoveries have no impact on the results.

- For the analytical batch P6I1314, the LCS or LCS duplicate recoveries were outside of acceptance limits for 1,2-dibromo-3-chloropropane (123 percent), and trans-1,3-dichloropropene (134 and 121 percent). The LCS/LCS duplicate RPD was above acceptance limits for 2-butanone (38 percent). Data qualification was not required for 2-butanone since the LCS and LCS duplicate recoveries were both within acceptance limits. Data qualification was not required for 1,2-dibromo-3-chloropropane and trans-1,3-dichloropropene because the associated samples were not detected for these analytes so the high recoveries have no impact on the results.

- For the analytical batch P6I0604, the LCS/LCS duplicate recoveries were outside of acceptance limits for trans-1,3-dichloropropene (126 and 130 percent). Data qualification was not required because the associated samples were not detected for trans-1,3-dichloropropene so the high recoveries have no impact on the results. The LCS/LCS duplicate RPDs were above acceptance limits for bromobenzene, tert-butylbenzene, 2-chlorotoluene,

isopropylbenzene, n-propylbenzene, 1,2,4-trimethylbenzene, 1,3,5-trimethylbenzene. Data qualification was not required for these analytes since the LCS and LCS duplicate recoveries were both within acceptance limits.

- For the analytical batch P6K2013, the LCS/LCS duplicate RPDs exceeded the method contol limits for n-butylbenzene (11 percent), sec-butylbenzene (11 percent), tert-butylbenzene (12 percent), 2-chlorotoluene (11 percent), isopropylbenzene (11 percent), and n-propylbenzene (11 percent). Data qualification was not required because the LCS/LCS duplicate recoveries met acceptance criteria.

- For the analytical batch P6K2218, the LCS/LCS duplicate RPD exceeded the method control limit for cis-1,2-dichloroethene (14 percent). Data qualification was not required because the LCS/LCS duplicate recoveries met acceptance criteria.

1.7 MS/MSD Recovery and RPD

MS/MSD samples were performed at the required frequency and were evaluated by the following criteria:

- If MS or MSD recovery for an analyte is above acceptance limits but the analyte in not detected in the associated analytical batch, then data qualification was not required.
- If MS or MSD recovery for an analyte is above acceptance limits and the analyte is detected in the associated analytical batch, the analyte results were qualified "J".
- Low MS/MSD recoveries for inorganic parameters result in sample qualification of the associated analytical batch.
- Low MS/MSD recoveries for organic parameters result in the data qualification of the unspiked sample rather than the analytical batch.
- Results were not qualified based on non-project specific MS/MSD (i.e., batch QC) recoveries.

Percent recoveries and RPDs for the MS/MSDs were within acceptance limits with the following exceptions:

- The MS/MSD RPD for benzene (11 percent) was above acceptance limit of 10 percent for the analytical batch P6I1314. The MS.MSD recoveries for trans-1,3-dichloropropene (137 and 124 percent) were also above acceptance limits for this batch. Data qualification was not required because the spiked sample was not project-specific (i.e., batch QC).

- The Method 524.2 MS/MSD RPD for styrene (21 percent) was above acceptance limit of 20 percent for the analytical batch C6I0502. Data qualification was not required since the MS.MSD recoveries were within acceptance limits.

- In analytical batch P6I0604, the MSD for samples MW-5 had recoveries for bromoform (128 percent), and dibromochloromethane (123 percent) that were above acceptance limits. Data qualification was not required since the MS and LCS/LCS duplicate recoveries were within acceptance limits.

- The MS/MSD recoveries associated with the analytical batch P6K2218 were above acceptance limits for chloromethane, dichlorodifluoromethane, vinyl acetate, and vinyl chloride. Data qualification was not required because the spiked sample was not project-specific (i.e., batch QC).

- The potassium MS/MSD RPD and MS recovery for analytical batch P6K2804 exceeded the control limits. Data qualification was not required since the spiked sample was not project-specific (i.e., batch QC).

- The sodium MS/MSD recoveries for analytical batch P6K2804 were below acceptance limits. Data qualification was not required because the sample was greater than four times the spiked sample was not project-specific (i.e., batch QC).

- In analytical batch P6K2101 the MS/MSD was not spiked with silver for sample PW-1. Data qualification was not required, because the LCS/LCSD was used for accuracy.

- The Method 524.2 MS/MSD for analytical batch C6K2902 was below the acceptance limits for methylene chloride. Data qualification was not required because the spiked sample was not project-specific (i.e., batch QC).

1.8 Field Duplicates

Field duplicates were collected during all monitoring events and submitted for analyses. The RPDs between the field duplicate and its associated sample were calculated and presented in Table G1-3. Field duplicates were evaluated by the following criteria:

- If an analyte is detected at a concentration greater than five times the method reporting limit, the RPD should be less than 25 percent.
- If an analyte is detected between the sample and field duplicate less than five times the method reporting limit, the difference between the sample and the field duplicate should not exceed the method reporting limit.

1.9 Surrogates

Surrogate recoveries for organic analysis for all other monitoring events were within acceptance limits.

1.10 Calibration

Calibration standards met acceptable criteria with the following exceptions:

- The vinyl acetate continuing calibration verification (CCV) standards for analytical batch P6E3106 were recovered above acceptance limits. Data qualification was not required since the associated samples were not detected for vinyl acetate.

- For the third quarter monitoring event, the CCV standards for vinyl acetate, carbon tetrachloride, 2,2-dichloropropane, 1,2-dibromo-3-chloropropane, 1,1,1-trichloroethane, and trans-1,3-dichloropropenem, and hexachlorobutadiene were recovered above acceptance limits. Data qualification was not required since the associated samples were not detected for these analytes.

- For analytical batches P6K2013 and P6K2218, the CCV standards were recovered above acceptance limits for 1,2-dibromo-3-chloropropane and hexachlorobutadiene, respectively. Data qualification was not required since the associated samples were not detected for these analytes.

1.11 Completeness Summary

Two types of completeness were calculated for this project: contract and technical. As specified in the project DQOs, the goal for completeness for the site is 90 percent. Results indicated as not reportable by the laboratory are not included in the completeness calculations. The following equations are used to calculate the two types of completeness.

% Contract Completeness =
(Number of contract compliant results/
Number of reported results)
x 100

% Technical Completeness =
(Number of usable results/Number of reported results)
x 100

The overall contract completeness, which included the evaluation of the protocol and contract deviations for holding times, blanks, MS/MSD, and LCS, was attained for the field samples. The technical completeness, which included all QC parameters, attained for the field samples was 100 percent. The completeness results are provided in Table G1-4. The results for this monitoring event were considered usable for the intended purposes and the project DQOs have been met.

Table H1-1
Sampling and Analysis Schedule

Sample ID	Lab ID	Collected	Sample Type	Parameters
MW-1	PPC0623-04	3/21/2006	N	Perchlorate, Metals, VOCs, Nitrate
MW-2	PPC0694-03	3/22/2006	N	Perchlorate, Metals, VOCs, Nitrate
MW-3	PPC0623-01	3/21/2006	N	Perchlorate, Metals, VOCs, Nitrate
MW-4	PPC0694-04	3/23/2006	N	Perchlorate, Metals, VOCs, Nitrate
MW-5	PPC0661-03	3/22/2006	N	Perchlorate, Metals, VOCs, Nitrate
MW-6	PPC0694-08	3/23/2006	N	Perchlorate, Metals, VOCs, Nitrate
MW-7	PPC0694-01	3/22/2006	N	Perchlorate, Metals, VOCs, Nitrate
MW-8	PPC0694-02	3/22/2006	N	Perchlorate, Metals, VOCs, Nitrate
MW-9	PPC0694-07	3/23/2006	N	Perchlorate, Metals, VOCs, Nitrate
MW-10	PPC0694-05	3/23/2006	N	Perchlorate, Metals, VOCs, Nitrate
MW-11	PPC0623-03	3/21/2006	N	Perchlorate, Metals, VOCs, Nitrate
MW-12	PPC0623-02	3/21/2006	N	Perchlorate, Metals, VOCs, Nitrate
POE	PPC0694-10	3/23/2006	N	Perchlorate, Metals, VOCs, Nitrate
PW-1	PPC0694-09	3/23/2006	N	Perchlorate, Metals, VOCs, Nitrate
FD032106	PPC0623-05	3/21/2006	FD of MW-1	Perchlorate, Metals, VOCs, Nitrate
FD032206	PPC0661-02	3/22/2006	FD of MW-5	Perchlorate, Metals, VOCs, Nitrate
Trip Blank	PPC0623-06	3/21/2006	TB	VOCs
Trip Blank	PPC0661-03	3/22/2006	TB	VOCs
TB032206	PPC0694-06	3/23/2006	TB	VOCs
MW-1	PPE0749-03/04	5/22/2006	N	Perchlorate, VOCs
MW-2	PPE0749-08/09	5/23/2006	N	Perchlorate, VOCs
MW-5	PPE0749-07	5/23/2006	N	Perchlorate
MW-6	PPE0749-10	5/23/2006	N	Perchlorate
MW-11	PPE0749-01	5/22/2006	N	Perchlorate
MW-12	PPE0749-02	5/22/2006	N	Perchlorate
PW-1	PPE0749-11	5/23/2006	N	Perchlorate, Metals, VOCs
POE	PPE0749-12/13	5/23/2006	N	Perchlorate, Metals, VOCs
FD052206	PPE0749-05/06	5/22/2006	FD of MW-1	Perchlorate,VOCs

Table H1-1
Sampling and Analysis Schedule

Sample ID	Lab ID	Collected	Sample Type	Parameters
TB052306	PPE0749-14	5/23/2006	TB	VOCs
MW-5	PPH0888-01	8/30/2006	N	Perchlorate, VOCs
MW-7	PPH0888-02	8/30/2006	N	Perchlorate, VOCs
MW-3	PPH0888-03	8/30/2006	N	Perchlorate, VOCs
MW-10	PPH0888-04	8/30/2006	N	Perchlorate, VOCs
MW-8	PPH0888-05	8/30/2006	N	Perchlorate, VOCs
FD083006	PPH0888-06	8/30/2006	FD of MW-6	Perchlorate, VOCs
MW-4	PPH0888-07	8/30/2006	N	Perchlorate, VOCs
MW-6	PPH0888-08	8/30/2006	N	Perchlorate, VOCs
TB083006	PPH0888-09	8/30/2006	TB	VOCs
POE	PPI00007-01	9/1/2006	N	VOCs
TB090106	PPI00007-02	9/1/2006	TB	VOCs
MW-9	PPH0933-01	8/31/2006	N	Perchlorate, Metals, VOCs
PW-1	PPH0933-02	8/31/2006	N	Perchlorate, Metals, VOCs
POE	PPH0933-03	8/31/2006	N	Perchlorate, Metals
TB083106	PPH0933-04	8/31/2006	TB	VOCs
MW-2	PPH0826-01	8/28/2006	N	Perchlorate, VOCs
MW-1	PPH0826-02	8/28/2006	N	Perchlorate, VOCs
MW-12	PPH0826-03	8/28/2006	N	Perchlorate, VOCs
TB082806	PPH0826-04	8/28/2006	TB	VOCs
MW-11	PPH0853-01	8/29/2006	N	Perchlorate, VOCs
TB082906	PPH0853-02	8/29/2006	TB	VOCs
FD082906	PPH0853-03	8/29/2006	FD of MW-11	Perchlorate, VOCs
MW-6	PPK0556-01	11/15/2006	N	Perchlorate
MW-11	PPK0447-01	11/14/2006	N	Perchlorate
MW-5	PPK0447-02	11/14/2006	N	Perchlorate
FD111406	PPK0447-03	11/14/2006	FD of MW-5	Perchlorate

Table H1-1
Sampling and Analysis Schedule

Sample ID	Lab ID	Collected	Sample Type	Parameters
MW-1	PPK0339-01	11/13/2006	N	Perchlorate, VOCs
MW-2	PPK0339-02	11/13/2006	N	Perchlorate, VOCs
MW-12	PPK0339-03	11/13/2006	N	Perchlorate, VOCs
TB111306	PPK0339-04	11/13/2006	TB	VOCs
POE	PPK0570-01	11/16/2006	N	Perchlorate, VOCs, Metals
PW-1	PPK0570-02	11/16/2006	N	Perchlorate, VOCs, Metals
TB111606	PPK0570-03	11/16/2006	TB	VOCs

Notes:
Metals = arsenic, barium, cadmium, chromium, lead, mercury, selenium, silver
VOCs = volatile organic compounds, including 1,4-dioxane
N = normal field sample
FD = field duplicate
TB = trip blank

Table H1-2
Qualified Analytical Results

Sample ID	Date Collected	Analyte	Result	Result Units	Qualifier	Comments
MW-12	8/28/2006	All Analytes	ND	ug/L	UJ	Qualified due to holding time exceedance

Table H1-3
Field Duplicate Summary

Sample ID / Field Duplicate ID	Parameters	Sample Result	Field Duplicate Result	RPD (%)
MW-1 / FD032106	**Inorganics (mg/L)**			
	Arsenic	<0.05	<0.05	NC
	Barium	0.066	0.064	3.1
	Cadmium	<0.0050	<0.0050	NC
	Chromium	<0.01	<0.01	NC
	Lead	<0.05	<0.05	NC
	Mercury	<0.00020	<0.00020	NC
	Selenium	<0.05	<0.05	NC
	Silver	<0.0050	<0.0050	NC
	Perchlorate (ug/L)	49	48	2.1
	Volatile Organic Compounds (ug/L)			
	1,4-Dioxane	1.5	1.6	6.9
	All analytes	ND	ND	NC
	Water Quality Parameters (mg/L)			
	Nitrate	1.3	1.3	<1.0
MW-5 / FD032206	**Inorganics (mg/L)**			
	Arsenic	<0.05	<0.05	NC
	Barium	0.052	0.049	5.9
	Cadmium	<0.0050	<0.0050	NC
	Chromium	<0.01	<0.01	NC
	Lead	<0.05	<0.05	NC
	Mercury	<0.00020	<0.00020	NC
	Selenium	<0.05	<0.05	NC
	Silver	<0.0050	<0.0050	NC
	Perchlorate (ug/L)	16	16	<1.0
	Volatile Organic Compounds (ug/L)			
	All analytes	ND	ND	NC
	Water Quality Parameters (mg/L)			
	Nitrate	1.7	1.7	<1.0
MW-1 / FD052206	**Inorganics (ug/L)**			
	Perchlorate (ug/L)	52	51	1.9
	Volatile Organic Compounds (ug/L)			
	1,4-Dioxane	1.5	1.5	<1.0
	All analytes	ND	ND	NC
MW-6 / FD083006	**Inorganics (ug/L)**			
	Perchlorate (ug/L)	17	16	6.1
	Volatile Organic Compounds (ug/L)			
	1,4-Dioxane	<1.0	<1.0	NC
	All analytes	ND	ND	NC
MW-11 / FD082906	**Inorganics (ug/L)**			
	Perchlorate (ug/L)	2	<2.0	NC
	Volatile Organic Compounds (ug/L)			
	1,4-Dioxane	<1.0	<1.0	NC
	All analytes	ND	ND	NC
MW-5/FD111406	**Inorganics**			
	Perchlorate	18	18	NC

Notes:
RPD = Relative percent difference; [(difference)/(average)]*100
NC = Not calculated; RPD values were not calculated for non-detects or trace values
ND = No analytes detected
mg/L = milligrams per liter
ug/L = micrograms per liter

Table H1-4
Completeness Summary

Parameters	Total Number of Results	Number in Contractual Compliance	Percent Contractual Compliance	Number of Usable Results	Percent Technical Compliance
Inorganics					
Arsenic	18	18	100	18	100
Barium	18	18	100	18	100
Cadmium	18	18	100	18	100
Calcium	2	2	100	2	100
Chromium	18	18	100	18	100
Lead	18	18	100	18	100
Magnesium	2	2	100	2	100
Mercury	18	18	100	18	100
Selenium	18	18	100	18	100
Silver	18	18	100	18	100
Sodium	2	2	100	2	100
Perchlorate	44	44	100	44	100
Volatile Organic Compounds					
1,4-Dioxane	22	22	100	22	100
All Analytes	34	33[a]	97	34	100
Volatile Organic Compounds by EPA 524.2					
All Analytes	4	4	100	4	100
Water Quality Parameters					
Nitrate	14	14	100	14	100

Notes:
Percent Contraetual Compliance = (Number of coutract compliant results/Number of reported results) * 10
Percent Technical Compliance = (Number of usable results/Number of reported results) * 10
Field duplicates and trip blanks are not included in the percent compliance calculations
[a] = Qualified due to holding time exceedance

APPENDIX H-2

DATA VERIFICATION SUMMARY FOR UPCO PRIVATE WELL MONITORING

1.0 INTRODUCTION

This summary presents data verification results for groundwater samples collected from private wells along Yearling Avenue north of the Universal Propulsion Company, Inc. (UPCO) site during the 2006 monitoring events. The data review was performed in accordance with the procedures specified in the Quality Assurance Project Plan (Hargis + Associates, 2004b), EPA Functional Guidelines for Inorganic Data Review (EPA 2002), and quality assurance and control parameters set by the project laboratory (Del Mar Analytical).

A total of 16 groundwater samples were collected and submitted to Del Mar Analytical for perchlorate analysis by USEPA Method 314.0. Table G2-1 lists the samples and associated analytical parameters.

1.1 Data Quality Assessment

Sample results were subject to a Level III data review that includes an evaluation of the following quality control (QC) parameters:

- sample receipt temperatures;
- holding times;
- method blanks;
- laboratory control samples (LCS);
- matrix spike/matrix spike duplicates (MS/MSD); and
- field duplicates;

Results did not require qualification based on the data verification.

1.2 Data Qualifiers

The data qualifiers used to qualify analytical results associated with QC parameters outside data quality objectives are defined below:

J The analyte was positively identified; however, the result should be considered an estimated value.

UJ The reporting limit is considered an estimated value.

R Quality control indicates that the data is not usable

Results qualified as "J" or UJ" are of acceptable data quality and may be used quantitatively to fulfill the objectives of the analytical program, per EPA guidelines.

1.3 Sample Preservation and Temperature Upon Laboratory Receipt

Samples collected during the 2006 sampling events were received intact and at the correct temperature (4±2°C) at the project laboratory.

1.4 Holding Times

Samples were extracted and analyzed within the holding time limits set by the respective EPA methods.

1.5 Method Blank Contamination

Method blanks were performed at the required frequencies. No target compounds were detected in the blanks.

1.6 LCS/LCS Duplicate Recovery and Relative Percent Difference

LCS/LCS duplicates were performed at the required frequency and were evaluated based on the following criteria:

- If the analyte recovery was above acceptance limits for LCS or LCS duplicate but the analyte was not detected in the associated batch, then data qualification was not required.
- If the analyte recovery was above acceptance limits for LCS or LCS duplicate and the analyte was detected in the associated batch, then the analyte results were qualified "J".
- If the analyte recovery was below acceptance limits for LCS or LCS duplicate then the analyte results in the associated analytical batch were qualified ("UJ" for non-detects and "J" for detected results).
- If the analyte recovery was less than 10 percent, the analyte results in the associated analytical batch were rejected and qualified "R".

Percent recoveries and RPDs for the LCS/LCS duplicate were within acceptance limits.

1.7 MS/MSD Recovery and RPD

MS/MSD samples were performed at the required frequency and were evaluated by the following criteria:

- If MS or MSD recovery for an analyte is above acceptance limits but the analyte in not detected in the associated analytical batch, then data qualification was not required.
- If MS or MSD recovery for an analyte is above acceptance limits and the analyte is detected in the associated analytical batch, the analyte results were qualified "J".
- Low MS/MSD recoveries for inorganic parameters result in sample qualification of the associated analytical batch.
- Low MS/MSD recoveries for organic parameters result in the data qualification of the unspiked sample rather than the analytical batch.
- Results were not qualified based on non-project specific MS/MSD (i.e., batch QC) recoveries.

Percent recoveries and RPDs for the MS/MSDs were within acceptance limits.

1.8 Completeness Summary

Two types of completeness were calculated for this project: contract and technical. As specified in the project DQOs, the goal for completeness for the site is 90 percent. Results indicated as not reportable by the laboratory are not included in the completeness calculations. The following equations are used to calculate the two types of completeness.

% Contract Completeness =
(Number of contract compliant results/
Number of reported results)
x 100

% Technical Completeness =
(Number of usable results/Number of reported results)
x 100

The overall contract completeness included the evaluation of the protocol and contract deviations for holding times, blanks, MS/MSD, and LCS. The technical completeness, which included all QC parameters, attained for the field samples was 100 percent. The completeness results are provided in Table G1-2. The results for this monitoring event were considered usable for the intended purposes and the project DQOs have been met.

Table H2-1
Sampling and Analysis Schedule

Sample ID	Lab ID	Collected	Sample Type	Parameters
218 E Yearling	PPE0746-01	5/23/2006	N	Perchlorate
16 E Yearling	PPE0742-01	5/23/2006	N	Perchlorate
18 E Yearling	PPE0747-01	5/23/2006	N	Perchlorate
604-616 E Yearling	PPE0744-01	5/23/2006	N	Perchlorate
412 E. Yearling	PPE0745-01	5/23/2006	N	Perchlorate
25825 N 1st Place	PPE0740-01	5/23/2006	N	Perchlorate
25903 N 2nd St	PPE0741-01	5/23/2006	N	Perchlorate
520 E Yearling	PPE0743-01	5/23/2006	N	Perchlorate
520 E Yearling	PPK0433-01	11/14/2006	N	Perchlorate
18 E Yearling	PPK0432-01	11/14/2006	N	Perchlorate
25903 N 2nd	PPK0437-01	11/14/2006	N	Perchlorate
25825 N 1st	PPK0436-01	11/14/2006	N	Perchlorate
16 E Yearling	PPK0434-01	11/14/2006	N	Perchlorate
104 E Yearling	PPK0555-01	11/15/2006	N	Perchlorate
218 E Yearling	PPK0438-01	11/14/2006	N	Perchlorate
604/616 E Yearling	PPK0435-01	11/14/2006	N	Perchlorate

Notes:
N = normal field sample

Table H2-2
Completeness Summary

Parameters	Total Number of Results	Number in Contractual Compliance	Percent Contractual Compliance	Number of Usable Results	Percent Technical Compliance
Perchlorate	16	16	100	16	100

Notes:
Percent Contractual Compliance = (Number of contract compliant results/Number of reported results) * 100
Percent Technical Compliance = (Number of usable results/Number of reported results) * 100
Field duplicates and trip blanks are not included in the percent compliance calculations

APPENDIX H-3

DATA VERIFICATION SUMMARY FOR UPCO GROUNDWATER MONITORING

1.0 INTRODUCTION

This summary presents data verification results for groundwater samples collected from Universal Propulsion Company, Inc. (UPCO) wells and adjacent residential wells during the November 2006 monitoring event. The data review was performed in accordance with the procedures specified in the Quality Assurance Project Plan (Hargis + Associates, 2004b), EPA Functional Guidelines for Inorganic Data Review (EPA 2002), and quality assurance and control parameters set by the project laboratory (Del Mar Analytical).

A total of 17 groundwater samples were collected and submitted to Del Mar Analytical for perchlorate analysis by USEPA Method 332.0. Table G3-1 lists the samples and associated analytical parameters.

1.1 Data Quality Assessment

Sample results were subject to a Level III data review that includes an evaluation of the following quality control (QC) parameters:

- sample receipt temperatures;
- holding times;
- method blanks;
- laboratory control samples (LCS);
- matrix spike/matrix spike duplicates (MS/MSD); and
- field duplicates

Results did not require qualification based on the data verification.

1.2 Data Qualifiers

The data qualifiers used to qualify analytical results associated with QC parameters outside data quality objectives are defined below:

J	The analyte was positively identified; however, the result should be considered an estimated value.
UJ	The reporting limit is considered an estimated value.
R	Quality control indicates that the data is not usable

Results qualified as "J" or UJ" are of acceptable data quality and may be used quantitatively to fulfill the objectives of the analytical program, per EPA guidelines.

1.3 Sample Preservation and Temperature Upon Laboratory Receipt

Samples collected during the November 2006 sampling event were received intact and at the correct temperature (4±2°C) at the project laboratory.

1.4 Holding Times

Samples were extracted and analyzed within the holding time limits set by the respective EPA methods.

1.5 Method Blank Contamination

Method blanks were performed at the required frequencies. No target compounds were detected in the blanks.

1.6 LCS/LCS Duplicate Recovery and Relative Percent Difference

LCS/LCS duplicates were performed at the required frequency and were evaluated based on the following criteria:

- If the analyte recovery was above acceptance limits for LCS or LCS duplicate but the analyte was not detected in the associated batch, then data qualification was not required.
- If the analyte recovery was above acceptance limits for LCS or LCS duplicate and the analyte was detected in the associated batch, then the analyte results were qualified "J".
- If the analyte recovery was below acceptance limits for LCS or LCS duplicate then the analyte results in the associated analytical batch were qualified ("UJ" for non-detects and "J" for detected results).
- If the analyte recovery was less than 10 percent, the analyte results in the associated analytical batch were rejected and qualified "R".

Percent recoveries and RPDs for the LCS/LCS duplicate were within acceptance limits.

1.7 MS/MSD Recovery and RPD

MS/MSD samples were performed at the required frequency and were evaluated by the following criteria:

- If MS or MSD recovery for an analyte is above acceptance limits but the analyte in not detected in the associated analytical batch, then data qualification was not required.
- If MS or MSD recovery for an analyte is above acceptance limits and the analyte is detected in the associated analytical batch, the analyte results were qualified "J".
- Low MS/MSD recoveries for inorganic parameters result in sample qualification of the associated analytical batch.
- Low MS/MSD recoveries for organic parameters result in the data qualification of the unspiked sample rather than the analytical batch.
- Results were not qualified based on non-project specific MS/MSD (i.e., batch QC) recoveries.

Percent recoveries and RPDs for the MS/MSDs were within acceptance limits.

1.8 Completeness Summary

Two types of completeness were calculated for this project: contract and technical. As specified in the project DQOs, the goal for completeness for the site is 90 percent. Results indicated as not reportable by the laboratory are not included in the completeness calculations. The following equations are used to calculate the two types of completeness.

% Contract Completeness =
(Number of contract compliant results/
Number of reported results)
x 100

% Technical Completeness =
(Number of usable results/Number of reported results)
x 100

The overall contract completeness included the evaluation of the protocol and contract deviations for holding times, blanks, MS/MSD, and LCS. The technical completeness, which included all QC parameters, attained for the field samples was 100 percent. The completeness results are provided in Table G3-2. The results for this monitoring event were considered usable for the intended purposes and the project DQOs have been met.

Table H3-1
Sampling and Analysis Schedule

Sample ID	Lab ID	Collected	Sample Type	Parameters
PW-1	PPK0567-01	11/16/2006	N	Perchlorate
MW-9	PPK0557-06	11/15/2006	N	Perchlorate
MW-8	PPK0557-03	11/15/2006	N	Perchlorate
MW-7	PPK0557-05	11/15/2006	N	Perchlorate
MW-4	PPK0557-04	11/15/2006	N	Perchlorate
MW-3	PPK0557-01	11/15/2006	N	Perchlorate
MW-12	PPK0441-01	11/13/2006	N	Perchlorate
MW-11	PPK0448-01	11/14/2006	N	Perchlorate
MW-10	PPK0557-02	11/15/2006	N	Perchlorate
604/616 E Yearling	PPK0429-01	11/14/2006	N	Perchlorate
520 E Yearling	PPK0430-01	11/14/2006	N	Perchlorate
25903 N 2nd St	PPK0426-01	11/14/2006	N	Perchlorate
25825 N 1st	PPK0428-01	11/14/2006	N	Perchlorate
218 E Yearling	PPK0425-01	11/14/2006	N	Perchlorate
18 E Yearling	PPK0431-01	11/14/2006	N	Perchlorate
16 E Yearling	PPK0427-01	11/13/2006	N	Perchlorate
104 E Yearling	PPK0554-01	11/15/2006	N	Perchlorate

Notes:

N = normal field sample

Perchlorate analyzed by USEPA Method 332.0

Table H3-2
Completeness Summary

Parameters	Total Number of Results	Number in Coutractual Compliance	Percent Contractual Compliance	Number of Usable Results	Percent Technical Compliance
Perchlorate	17	17	100	17	100

Notes:

Percent Contractnal Compliance = (Number of contract compliant results/Number of reported results) * 100

Percent Tecbnical Compliancc = (Number of usable results/Number of rcported results) * 100

MALCOLM PIRNIE

INDEPENDENT ENVIRONMENTAL
ENGINEERS, SCIENTISTS
AND CONSULTANTS

I

APPENDIX

I
APPENDIX

APPENDIX I

LABORATORY REPORTS (CD)