THE UNIVERSITY OF ARIZONA

Risk Management Services
Administrative Services
Division of Business Affairs

University Services Annex 300B
220 W Sixth St., East Building 2nd Floor
P.O. Box 210300
Tucson, AZ 85721-0300
Tel: (520) 621-1790
Fax: (520) 621-3706
http://risk.arizona.edu/

January 13, 2015

Mr. Anthony Leverock, Supervisor
Arizona Department of Environmental Quality
Hazardous Waste Permits Unit, Waste Programs Division
1110 West Washington Street
Phoenix, Arizona 85007

Subject: Semi-Annual Monitoring Report
May 2014 - October 2014
UA, Page-Trowbridge Ranch Landfill (PTRL), EPA ID No. AZD980665814
Pinal County, Arizona

Dear Mr. Leverock,

Enclosed please find the Semi-Annual Monitoring Report for the Page-Trowbridge Ranch Landfill, as required by the Post Closure Permit for this site. If you or other ADEQ staff have any questions or comments, please contact me at (520) 621-1790 or sholland@email.arizona.edu.

OWNER'S CERTIFICATION

I certify under penalty of law that this document and all attachments were prepared under my direction or supervision in accordance with a system designed to assure that qualified personnel properly gather and evaluate the information submitted. Based upon my inquiry of the person or persons who manage the system, or those persons directly responsible for gathering the information, the information submitted is, to the best of my knowledge and belief, true, accurate, and complete. I am aware that there are significant penalties for submitting false information, including the possibility of fine and imprisonment for knowing violations.

Signed: Steven C. Holland Date: 1/13/2015

Steven C. Holland, Assistant Vice President
Department of Risk Management Services
University of Arizona

Cc: Erik Lohman, ADOA-RMD
Doug Brown, ADOA-RMD
Julie Hamilton, AMEC – Phoenix office

January 13, 2015
Project No. 1420142025

Mr. Steven C. Holland, Assistant Vice President
Department of Risk Management Services
University of Arizona

Subject: Semi-Annual Monitoring Report
May 2014 to October 2014
Page Trowbridge Ranch Landfill
Pinal County, Arizona

Dear Mr. Holland,

This Semi-Annual Monitoring Report summarizes monitoring activities conducted at Page Trowbridge Ranch Landfill (PTRL) from May 9, 2014 to November 4, 2014 (i.e., the May 2014 through October 2014 semiannual reporting period). AMEC Environment & Infrastructure, Inc. (now known as Amec Foster Wheeler Environment & Infrastructure, Inc.) prepared this Semi-Annual Monitoring Report for submittal to the Arizona Department of Environmental Quality for the University of Arizona (UA) who is responsible for ongoing post-closure care of PTRL.

Semi-annual monitoring activities performed at PTRL during the reporting period consist of soil vapor extraction (SVE) system operation, collection of soil vapor samples for analysis, groundwater elevation measurement, collection of groundwater samples for analysis, and post-closure inspections. Figure 1 shows the locations of groundwater and soil vapor monitoring points, as well as the location of the SVE system. This report presents operation of the SVE system first, followed by the presentation of groundwater and soil vapor monitoring data collected during the reporting period.

Operation of the SVE system and collection of operational data were performed by UA personnel in accordance with the Operation and Maintenance Manual (AMEC, 2013). Groundwater and soil vapor monitoring activities were performed by UA personnel in accordance with the Post-Closure Period Expanded Groundwater Detection Monitoring Plan (March 29, 2012). Post-closure inspection was conducted by UA personnel in accordance with the Post-Closure Inspection and Maintenance Plan (March 2012).

1.0 OPERATION OF SVE SYSTEM

The SVE system operated throughout the reporting period with the following exceptions: a scheduled suspension of operation between July 11, 2014 when the SVE system was manually shut down and August 28, 2014 when it was manually restarted. The SVE system was operated in a pulsed mode to assist in detecting potential threats to groundwater quality, per the Operation and Maintenance Manual (AMEC, 2013).

During SVE operation, soil vapor well SGS-Well was used for extraction, while well SGD-Well was used for air injection. The SVE system was monitored approximately weekly when it was in

Amec Foster Wheeler Environment & Infrastructure, Inc.
4600 East Washington Street, Suite 600
Phoenix, Arizona 85034-1917
(602) 733-6000 Phone
(602) 733-6100 Facsimile www.amecfw.com

operation. The SVE run time is tabulated in Table 1. When the SVE system is in operation, the percentage of run time is generally 30%-40% of the elapsed hours between monitoring events, which is mostly a function of available solar power (there is no other power source at the site). The calculated operating percentage for the reporting period presented in Table 1 includes the scheduled shutdown time period and thus appears lower than percentages calculated when the system was in operation. Instantaneous flow rates, cumulative volumes, and time-averaged flow rates are also reported in Table 1. The time-averaged extraction rate (for SGS-Well) and injection rate (for SGD-Well) during the reporting period were 20.5 and 8.5 standard cubic feet per minute (scfm), respectively. The extraction flow rate for the SGS-Well and SGD-Wells were above the minimum rates (9.75 scfm and 3.25 scfm respectively) presented in the Operation and Maintenance Manual (O&M Manual). The SVE system will continue to operate to satisfy site O&M requirements, including minimum twelve-month rolling averages for extraction and injection flow rates.

SVE process samples were collected during the reporting period from the SVE system at sample ports before the vapor-phase granular activated carbon treatment vessels (influent), between the two treatment vessels (between-vessel), and after the treatment vessels (effluent) on June 23, 2014, September 30, 2014 and November 4, 2014. These soil vapor samples were submitted to Turner Laboratories, an Arizona Department of Health Services-licensed laboratory (License Number AZ0066) in Tucson, Arizona for analysis of volatile organic compounds (VOCs) using U.S. Environmental Protection Agency (EPA) Method TO-15. Laboratory reports for these soil vapor samples are included in Attachments 1 through 3. Chain of Custody forms are at the end of each laboratory report. Analytical results for the influent and effluent samples are presented in Table 2. The results for influent samples for seven VOCs are compared to site threshold concentrations for well SGS-Well, as listed in Table 2, none of the constituents were above site thresholds. These thresholds were developed to prompt additional actions to investigate whether groundwater quality may be impacted by releases from the landfill. The results for between-vessel samples are presented in the laboratory reports. Data quality reviews for each laboratory report are included in the referenced attachments.

2.0 SOIL VAPOR MONITORING ACTIVITIES AND RESULTS

The soil vapor monitoring network consists of two groundwater monitoring wells (MW-2 and MW-5), two soil vapor process wells (SGS-Well and SGD-Well), and four soil vapor monitoring points: SGS-SP, SGD-SP, SGD-MP, and SGD-DP, as shown on Figure 1. Groundwater monitoring wells MW-2 and MW-5 are equipped with down-hole inflatable packers that, when inflated, isolate the screened interval above the water table and thus allow soil vapor samples to be collected from these wells.

Semi-annual soil vapor monitoring was performed on October 15, 2014 while the SVE system was in operation. Soil vapor samples were collected from MW-2, MW-5, SGS-SP, SGD-SP, SGD-MP, and SGD-DP. A soil vapor sample was not collected from SGS-Well on October 15, 2014, as this sampling location is analogous to the SVE influent in the current operating configuration. The SGD-well was being used for air injection and therefore was not sampled either. The soil vapor samples were submitted to Turner Laboratories for analysis of VOCs using EPA Method TO-15. The laboratory report and data quality review for these soil vapor

samples are included in Attachment 4. Chain of Custody forms are at the end of the laboratory report. The soil vapor sampling logs are included in Attachment 5. The analytical results for the soil vapor samples collected during the reporting period are tabulated in Table 3 and graphically presented in Figures 2a through 2t.

Table 4 presents site threshold concentrations for additional actions for seven VOCs. These thresholds were developed to prompt additional actions to investigate whether groundwater quality may be impacted by releases from the landfill. The detected concentrations of VOCs in soil vapor samples collected on October 15, 2014 and in the SVE influent are compared to site thresholds. None of the VOCs were detected at concentrations equal to or higher than site thresholds except for chloroform. The chloroform concentrations in the sample collected from monitoring point SGD-MP was greater than the corresponding threshold of 140 milligrams per cubic meter. However, the detected concentration is within the range of historical data. The Mann-Kendall test, which is a non-parametric statistical test to evaluate trend, was used to assess whether a statistically significant upward trend in chloroform concentration is present in soil vapor data from SGD-MP, which would be an indication of a potential landfill release. The data used in the Mann-Kendall tests include chloroform concentrations in samples collected from SGD-MP during SVE operation between November 2009 and October 2014. The Mann-Kendall test was performed using the Kendall program developed by the EPA[1]. The input and output files for the Kendall program are presented in Table 5. The Mann-Kendall test results indicated that insufficient evidence exists to identify a significant trend (i.e. 95% confidence). On this basis, the chloroform concentration trend is not statistically significant at this time. Soil vapor monitoring will continue to be conducted to evaluate whether chloroform concentrations are increasing and indicative of a release from the landfill.

3.0 GROUNDWATER MONITORING ACTIVITIES AND RESULTS

The groundwater monitoring network consists of four groundwater monitoring wells, MW-2, MW-3, MW-4, and MW-5, as shown on Figure 1. On October 15, 2014, groundwater elevations were measured and groundwater samples were collected from MW-2, MW-3, MW-4 and MW-5; a groundwater elevation was not collected for MW-4 due to an obstruction in the sounding tube. The samples were sent to Turner Laboratories and analyzed for the following parameters:

- Sodium and manganese by EPA Method 200.7
- Chloride and sulfate by EPA Method 300.0
- VOCs by EPA Method 524.2
- Semi-volatile organic compounds by EPA Method 8270C
- Organochlorine pesticides by EPA Method 8081
- Ethylene Dibromide (EDB), 1,2-Dibromo-3-chloropropane (DBCP) and 1,2,3-TCP by EPA Method 504.1

The groundwater sampling logs are included in Attachment 6. The laboratory reports for the groundwater samples are included in Attachment 7. The Chain of Custody forms are at the end of the laboratory reports. EPA Method 504.1 was added in October 2013 as analytical methods

[1] EPA, 2013, ProUCL Statistical Software for Environmental Applications, http://www.epa.gov/osp/hstl/tsc/software.htm

from previous groundwater sampling events were not capable of analyzing DBCP and EDB which are listed in the Resource Conservation and Recovery Act permit for the landfill.

Groundwater elevation measurements collected on October 15, 2014 are summarized in Table 6, and are graphically presented on Figure 3. These data indicate that groundwater flow direction is toward the southwest. Using the EPA on-line tool for gradient calculation[2], the horizontal hydraulic gradient is estimated to be approximately 0.001 feet per foot, while groundwater flow direction is approximately 196 degrees from North, toward the southwest. The output of the EPA on-line tool is included as Attachment 8. The field parameters collected during groundwater sampling are summarized in Table 7. Analytical results for the groundwater samples are presented in Table 8. These results are compared to the alert levels for inorganic and organic constituents in Tables 9 and 10, respectively. None of the compounds were detected at concentrations higher than their alert levels.

4.0 POST-CLOSURE INSPECTION

Post-closure inspections were conducted on July 24, 2014, August 18, 2014, September 9, 2014 and December 23, 2014. The inspection and maintenance/repair reports are included in Attachment 9.

If you have any questions or comments regarding this report, please contact Douglas Fisher at (602) 733-6042 or douglas.fisher@amec.com.

Respectfully submitted,

Amec Foster Wheeler Environment & Infrastructure, Inc.

Douglas Fisher, PE
Senior Engineer

[2] *EPA On-line Tools for Site Assessment Calculation – Gradient Calculation*, (accessed on June 17, 2014) http://www.epa.gov/athens/learn2model/part-two/onsite/gradient4plus-ns.html

Enclosures:

Table 1 –SVE Operation Data
Table 2 – Analytical Results for Soil Vapor Samples from SVE System
Table 3 – Analytical Results for Soil Vapor Samples at Soil Vapor Monitoring Points
Table 4 – Thresholds for Additional Actions for Soil Vapor Samples
Table 5 – Input and Output Files for US EPA ProUCL Kendall Program
Table 6 – Groundwater Elevations
Table 7 – Groundwater Field Parameters
Table 8 – Analytical Results for Groundwater Samples
Table 9 – Alert Levels for Organic Constituents in Groundwater Samples
Table 10 – Alert Levels for Inorganic Constituents in Groundwater Samples

Figure 1 - Groundwater and Soil Vapor Monitoring Points
Figure 2a - SGS-SP Carbon Tetrachloride and Chloroform Concentration Trends
Figure 2b - SGS-SP 1,1-DCE and Methylene Chloride Concentration Trends
Figure 2c - SGS-SP PCE and TCE Concentration Trends
Figure 2d - SGS-SP Trichlorofluoromethane and 1,1,2- Trichlorotrifluoroethane Concentration Trends
Figure 2e - SGS-Well Carbon Tetrachloride and Chloroform Concentration Trends
Figure 2f - SGS- Well 1,1-DCE and Methylene Chloride Concentration Trends
Figure 2g - SGS-Well PCE And TCE Concentration Trends
Figure 2h - SGS-Well Trichlorofluoromethane and 1,1,2- Trichlorotrifluoroethane Concentration Trends
Figure 2i - SGD-SP Carbon Tetrachloride and Chloroform Concentration Trends
Figure 2j - SGD-SP 1,1-DCE and Methylene Chloride Concentration Trends
Figure 2k - SGD-SP PCE and TCE Concentration Trends
Figure 2l - SGD-SP Trichlorofluoromethane and 1,1,2- Trichlorotrifluoroethane Concentration Trends
Figure 2m - SGD-MP Carbon Tetrachloride and Chloroform Concentration trends
Figure 2n - SGD-MP 1,1-DCE and Methylene Chloride Concentration Trends
Figure 2o - SGD-MP PCE and TCE Concentration Trends
Figure 2p - SGD-MP Trichlorofluoromethane and 1,1,2- Trichlorotrifluoroethane Concentration Trends
Figure 2q - 0020 SGD-DP Carbon Tetrachloride and Chloroform Concentration Trends
Figure 2r - SGD-DP 1,1-DCE and Methylene Chloride Concentration Trends
Figure 2s - SGD-DP PCE and TCE Concentration Trends
Figure 2t - SGD-DP Trichlorofluoromethane and 1,1,2- Trichlorotrifluoroethane Concentration Trends
Figure 3 - Groundwater Elevations – October 15, 2014

Attachment 1 - Laboratory Reports for July 2014 SVE Process Samples (CD only)
Attachment 2 - Laboratory Reports for September 2014 SVE Process Samples (CD only)
Attachment 3 - Laboratory Reports for November 2014 SVE Process Samples (CD only)
Attachment 4 - Laboratory Reports for October 2014 Soil Vapor Samples (CD only)

Enclosures (Continued):

Attachment 5 - Soil Vapor Sampling Logs (CD only)
Attachment 6 - Groundwater Sampling Logs (CD only)
Attachment 7 - Laboratory Reports for October 2014 Groundwater Samples (CD only)
Attachment 8 - Output of EPA On-line Tool for Gradient Calculation (CD only)
Attachment 9 - Post Closure Inspection and Maintenance/Repair Reports (CD Only)

TABLES

TABLE 1
SVE Operation Data
Semi-Annual Monitoring Report
Page-Trowbridge Ranch Landfill
Pinal County, Arizona

Date	Hour Meter Reading (hours)		Elapsed Time (hours)	Run Time (hours)		Percentage of Operation		Instantaneous Flow Rate (scfm)		Volume for the Period (ft^3)		Cumulative Volume (ft^3)		Time-Averaged Flow Rate (scfm)		Comments
	SGS-Well	SGD-Well	SGS-Well	SGS-Well	SGD-Well	SGS-Well	SGD-Well	SGS-Well	SGD-Well	SGS-Well	SGD-Well	SGS-Well	SGD-Well	SGS-Well	SGD-Well	
5/9/2014	948.6	11,250.0										57,795,938	18,918,566			
5/16/2014	1,027.9	11,324.4	168	79	74	47%	44%	82	42	389,657	186,721	58,185,595	19,105,287	39	19	
5/30/2014	1,157.6	11,433.9	336	130	110	39%	33%	84	42	651,014	274,811	58,836,609	19,380,099	32	14	
6/3/2014	1,195.2	11,468.8	96	38	35	39%	36%	84	38	188,729	79,957	59,025,338	19,460,055	33	14	
6/13/2014	1,288.6	11,550.6	240	93	82	39%	34%	84	42	468,811	205,293	59,494,149	19,665,348	33	14	
6/19/2014	1,321.0	11,577.6	144	32	27	23%	19%	84	38	162,628	61,858	59,656,777	19,727,206	19	7	
6/23/2014	1,356.4	11,611.6	96	35	34	37%	35%	84	38	177,686	77,895	59,834,463	19,805,101	31	14	
6/30/2014	1,429.8	11,677.5	168	73	66	44%	39%	84	38	368,423	150,979	60,202,886	19,956,079	37	15	
7/7/2014	1,477.0	11,713.0	168	47	36	28%	21%	84	34	236,915	72,745	60,439,801	20,028,825	24	7	
7/11/2014	1,512.0	11,740.5	96	35	28	36%	29%	84	42	175,679	69,017	60,615,480	20,097,841	30	12	System Shutdown
8/28/2014	1,512.5	11,741.0	1152	0.5	0.5	0%	0%	0	0	0	0	60,615,480	20,097,841	0	0	System Started
9/4/2014	1,581.6	11,798.8	168	69.1	57.8	41%	34%	84	42	346,840	145,060	60,962,319	20,242,901	34	14	
9/12/2014	1,624.2	11,833.0	192	42.6	34.2	22%	18%	84	42	213,826	85,832	61,176,145	20,328,733	19	7	
9/19/2014	1,670.0	11,865.0	168	45.8	32.0	27%	19%	84	34	229,888	65,573	61,406,033	20,394,306	23	7	
9/26/2014	1,738.6	11,923.2	168	68.6	58.2	41%	35%	84	38	344,330	133,338	61,750,363	20,527,644	34	13	
10/7/2014	1,845.2	12,023.7	264	106.6	100.5	40%	38%	84	38	535,067	230,248	62,285,429	20,757,892	34	15	
10/15/2014	1,852.8	12,028.3	192	7.6	4.6	4%	2%	84	42	38,147	11,545	62,323,577	20,769,436	3	1	
10/23/2014	1,890.8	12,062.6	192	38.0	34.3	20%	18%	84	42	190,737	86,082	62,514,314	20,855,519	17	7	
10/29/2014	1,946.6	12,112.9	144	55.8	50.3	39%	35%	84	42	280,082	126,238	62,794,395	20,981,756	32	15	
11/4/2014	2,002.0	12,166.0	144	55.4	53.1	38%	37%	89	42	294,942	133,265	63,089,337	21,115,021	34	15	
May 2014 to November 2014			4296	1053	916	25%	21%					5,293,399	2,196,455	20.5	8.52	
											Minimum Time-Averaged Flow Rate (scfm)			9.25	3.75	

Abbreviations:
ft^3 = cubic feet
scfm = standard cubic feet per minute
na = not available

TABLE 2

Analytical Results for Soil Vapor Samples from SVE System [1,2]
Semi-Annual Monitoring Report
Page-Trowbridge Ranch Landfill
Pinal County, Arizona
Concentrations shown in milligrams per cubic meter (mg/m^3)

Analyte / Sample Date	Thresholds[4]	Influent to Treatment Vessels			Effluent from Treatment Vessels		
		6/23/2014	9/30/2014	11/4/2014	6/23/2014	9/30/2014	11/4/2014
VOCs with Thresholds							
Carbon tetrachloride	850	9.0	7.9	6.5	0.0087 U	0.012 U	0.024 U
Chloroform	900	230	240	210	0.021	0.0092 U	0.018 U
1,1-Dichloroethene	2160	0.97	0.75	0.8 U	0.0055 U	0.0075 U	0.015 U
Methylene chloride	530	0.76	0.66	0.7 U	0.048 U	0.065 U	0.13 U
Tetrachloroethene	130	3.4	1.6	1.4	0.0094 U	0.013 U	0.026 U
Trichloroethene	330	5.2	4.6	4.2	0.0074 U	0.01 U	0.02 U
Trichlorofluoromethane (Freon 11)	3870	110	92	69	0.0078 U	0.01 U	3.4
Other Detected VOCs [3]							
1,1,1-Trichloroethane	na [5]	0.4	0.88 U	1.1 U	0.0075 U	0.01 U	0.020 U
1,1-Dichloroethane	na	0.26	0.66 U	0.82 U	0.0056 U	0.0076 U	0.015 U
1,2,4-Trimethylbenzene	na	1.7	0.8 U	1.0 U	0.0069	0.0093 U	0.018 U
1,2-Dichloroethane	na	3.3	2.7	2.5	0.0056 U	0.0076 U	0.015 U
1,2-Dichloropropane	na	0.52	0.75 U	0.94 U	0.0064 U	0.0087 U	0.017 U
1,3,5-Trimethylbenzene		0.59	0.8 U	1.0 U	0.0068 U	0.0093 U	0.018 U
4-Ethyltoluene		1.6	0.8 U	1.0 U	0.0068 U	0.0093 U	0.018 U
Ethanol	na	7.5	7.4	1.5 U	0.036	0.014 U	0.028 U
Ethyl Benzene	na	0.28 U	0.7 U	0.9 U	0.0064	0.0082 U	0.016 U
Freon 113	na	9.1	7.9	6.0	0.01 U	0.014 U	0.029 U
Freon 12	na	3.5	2.5	2.1	0.0068 U	2.3	1.9
m,p-Xylene	na	0.65	0.7 U	0.88 U	0.014	0.017	0.016 U
o-Xylene	na	0.43	0.7 U	0.88 U	0.006 U	0.0082 U	0.016 U
Tetrahydrofuran	na	0.19 U	0.48 U	0.6 U	0.0074	0.0056 U	0.011 U
Toluene	na	0.65	0.61 U	0.8 U	0.053	0.039	0.014 U

Notes
1. Data qualifiers are as follows:
   U = analyte not detected at reporting limit indicated.
2. Volatile organic compounds (VOCs) analyzed by EPA Method TO-15.
3. Only VOCs with detections are listed; reporting limits for non-detects can be found in the laboratory reports.
4. Influent results are compared to threshold values for SGS-Well.
5. na = not applicable

TABLE 3
Analytical Results for Soil Vapor Samples at Soil Vapor Monitoring Points [1,2,3,4]
Semi-Annual Monitoring Report
Page-Trowbridge Ranch Landfill
Pinal County, Arizona

Concentrations shown in milligrams per cubic meter (mg/m^3)

	SGS-SP		SGD-SP		SGD-MP		SGD-DP		MW-2		MW-2 DUP.		MW-5	
Analyte / Sample Date	**Thresholds**	**10/15/2014**	**Thresholds**	**10/15/2014**	**Thresholds**	**10/15/2014**	**Thresholds**	**10/15/2014**	**Thresholds**	**10/15/2014**	**10/15/2014**		**Thresholds**	**10/15/2014**
VOCs with Thresholds														
Carbon tetrachloride	450	0.29	180	3.5	130	12	130	6.4	6	0.0078 U	0.0078	U	6	0.0085 U
Chloroform	480	5.2	210	130	140	**180**	140	27	12	0.006 U	0.006	U	12	0.0066 U
1,1-Dichloroethene	1150	0.021 U	470	0.53 U	340	0.53 U	340	0.26 U	7	0.005 U	0.005	U	7	0.0055 U
Methylene chloride	280	0.18 U	120	0.46 U	80	0.73	80	0.22 U	1	0.043 U	0.043	U	1	0.047 U
Tetrachloroethene	70	0.12	30	0.99	20	1.1	20	0.51	4	0.0084 U	0.0084	U	4	0.0092 U
Trichloroethene	180	0.24	80	3.5	50	8.3	50	3.3	2	0.0066 U	0.0067	U	2	0.0072 U
Trichlorofluoromethane (Freon-11)	2060	1.8	860	49	640	260	640	180	596	0.015	0.007	U	596	0.022
Other Detected VOCs [5]														
1,1-Dichloroethene	na	0.037	na	0.52 U	na	0.75	na	0.64	na	0.0049 U	0.0049	U	na	0.0054 U
1,2-Dichloroethane	na	0.042	na	0.53 U	na	0.53 U	na	0.26 U	na	0.005 U	0.005	U	na	0.0055 U
Carbon Disulfide	na	0.082	na	0.41 U	na	0.4 U	na	0.2 U	na	0.015 U	0.015	U	na	0.02 U
Freon 113	na	0.19	na	1.5	na	9.4	na	5.7	na	0.0095 U	0.0095	U	na	0.01 U
Freon 12	na	0.044	na	2.9	na	9.7	na	4.9	na	0.0061 U	0.0061	U	na	0.0067 U
Toluene	na	0.02 U	na	0.49 U	na	0.5 U	na	0.24 U	na	0.0046 U	0.0	U	na	0.028

Notes
1. Data qualifiers are as follows:
   U = analyte not detected at reporting limit indicated.
2. Volatile organic compounds (VOCs) analyzed by EPA Method TO-15.
3. Dup = field duplicate sample.
4. Bold values indicate detected concentrations equal to or higher than threshold levels.
5. Only VOCs with detections are listed; reporting limits for non-detects can be found in the laboratory reports.

TABLE 4
Thresholds for Additional Actions for Soil Vapor Samples
Semi-Annual Monitoring Report
Page-Trowbridge Ranch Landfill
Pinal County, Arizona

Compound	SGS-Well/SVE Influent	SGS-SP	SGD-SP	SGD-MP	SGD-DP	MW-2	MW-5
Carbon tetrachloride	850	450	180	130	130	6	6
Chloroform	900	480	210	140	140	12	12
1,1-Dichloroethene (1,1-DCE)	2160	1150	470	340	340	7	7
Methylene chloride	530	280	120	80	80	1	1
Tetrachloroethene (PCE)	130	70	30	20	20	4	4
Trichloroethene (TCE)	330	180	80	50	50	2	2
Trichlorofluoromethane (Freon-11)	3870	2060	860	640	640	596	596

Notes:
1. All concentrations are in mg/m^3

TABLE 5
Input and Output Files for US EPA ProUCL Kendall Program
Semi-Annual Monitoring Report
Page-Trowbridge Ranch Landfill
Pinal County, Arizona

SGD-MP Input File

Date	Concentration (mg/m3)
11/18/2009	190
10/13/2010	150
4/2/2011	180
10/18/2011	53
11/3/2011	180
11/22/2011	200
12/22/2011	230
1/24/2012	220
3/1/2012	240
3/12/2012	240
3/29/2012	180
4/18/2012	210
10/17/2012	150
4/24/2014	300
10/23/2013	190
4/16/2014	220
10/15/2014	180

Mann-Kendall Trend Test Analysis Output File

User Selected Options	
Date/Time of Computation	1/10/2015 12:35
From File	SGD-MP Mann-Kendall 01102015.xls
Full Precision	OFF
Confidence Coefficient	0.95
Level of Significance	0.05
Concentration mg/m3	
General Statistics	
Number or Reported Events Not Used	0
Number of Generated Events	17
Number Values Reported (n)	17
Minimum	53
Maximum	300
Mean	194.9
Geometric Mean	185.5
Median	190
Standard Deviation	51.82
Mann-Kendall Test	
Test Value (S)	30
Tabulated p-value	0.118
Standard Deviation of S	24.01
Standardized Value of S	1.208
Approximate p-value	0.114

Insufficient evidence to identify a significant trend at the specified level of significance.

TABLE 6
Groundwater Elevations
Semi-Annual Monitoring Report
Page-Trowbridge Ranch Landfill
Pinal County, Arizona

	MW-2			MW-3		MW-4		MW-5		
MP Elevation (ft amsl)	**3629.73**		**Note**	**3632.45**		**3631.96**		**3642.28**		**Note**
Date	DTW (ft bgs)[1]	WL (ft amsl)		DTW (ft bgs)[1]	WL (ft amsl)	DTW (ft bgs)[1]	WL (ft amsl)	DTW (ft bgs)[1]	WL (ft amsl)	
1/31/2001	642.70	2987.03		645.30	2987.15	644.81	2987.15	655.32	2986.96	
10/10/2001	642.71	2987.02		645.57	2986.88	644.89	2987.07	654.75	2987.53	
3/27/2002	642.42	2987.31		645.44	2987.01	644.92	2987.04	655.08	2987.20	
10/23/2002	642.34	2987.39		645.48	2986.97	645.23	2986.73	654.96	2987.32	
4/23/2003	642.38	2987.35		645.27	2987.18	645.07	2986.89	664.74	2977.54	2
10/22/2003	642.79	2986.94		645.83	2986.62	645.57	2986.39	662.23	2980.05	2
4/21/2004	642.55	2987.18		645.60	2986.85	645.31	2986.65	664.02	2978.26	2
5/5/2004	642.63	2987.10		645.90	2986.55	645.63	2986.33	655.49	2986.79	
10/13/2004	642.75	2986.98		644.92	2987.53	645.71	2986.25	655.62	2986.66	
4/13/2005	643.47	2986.26		646.08	2986.37	645.81	2986.15	656.67	2985.61	
10/12/2005	644.50	2985.23		647.37	2985.08	647.33	2984.63	657.61	2984.67	
4/12/2006	645.33	2984.40		648.20	2984.25	647.66	2984.30	657.61	2984.67	
10/11/2006	NM			649.16	2983.29	648.96	2983.00	658.00	2984.28	
11/7/2006	646.49	2983.24		NM		NM		652.89	2989.39	2
4/11/2007	646.02	2983.71		649.11	2983.34	648.99	2982.97	658.37	2983.91	
10/24/2007	646.78	2982.95		649.85	2982.60	649.21	2982.75	658.56	2983.72	
4/9/2008	646.79	2982.94		649.29	2983.16	649.18	2982.78	658.67	2983.61	
10/22/2008	647.48	2982.25		649.87	2982.58	649.69	2982.27	659.32	2982.96	
4/8/2009	647.47	2982.26		649.97	2982.48	649.08	2982.88	659.70	2982.58	
10/14/2009	647.97	2981.76		650.61	2981.84	650.47	2981.49	659.88	2982.40	
4/14/2010	574.94	3054.79	2	650.57	2981.88	650.35	2981.61	659.88	2982.40	
10/13/2010	648.95	2980.78		650.36	2982.09	651.28	2980.68	660.74	2981.54	
4/20/2011	649.19	2980.54		651.62	2980.83	651.59	2980.37	661.28	2981.00	
10/18/2011	649.79	2979.94		652.38	2980.07	652.10	2979.86	661.67	2980.61	
4/18/2012	649.95	2979.78		652.58	2979.87	652.51	2979.45	662.04	2980.24	
10/17/2012	650.35	2979.38		652.95	2979.50	652.66	2979.30	662.33	2979.95	
4/24/2013	651.07	2978.66		653.54	2978.91	653.38	2978.58	662.72	2979.56	
10/23/2013	651.68	2978.05		654.06	2978.39	654.30	2977.66	663.15	2979.13	
4/16/2014	652.21	2977.52		654.26	2978.19	NM		664.22	2978.06	
10/15/2014	652.78	2976.95		654.96	2977.49	NM		664.53	2977.75	

Abbreviations:
MP = measuring point
DTW = depth to water
WL = water level
ft = feet
bgs = below ground surface
amsl = above mean sea level
NM = not measured

Notes:
1. Depth to water measurements collected by University of Arizona.
2. Anomalous measurement.

TABLE 7
Groundwater Field Parameters
Semi-Annual Monitoring Report
Page-Trowbridge Ranch Landfill
Pinal County, Arizona

Parameter	MW-2	MW-3	MW-4	MW-5
Temperature (°C)	28.4	28.3	28.3	27.8
Specific Conductance (µmhos/cm)	190	185	180	145
pH (SU)	7.55	8.12	7.81	6.39

Notes:
1. Field parameter measurements were collected by University of Arizona on October 15, 2014.

Abbreviations:
°C = degree Celsius
µmhos = microsiemens
SU = standard unit

TABLE 8
Analytical Results for Groundwater Samples[1]
Semi-Annual Monitoring Report
Page-Trowbridge Ranch Landfill
Pinal County, Arizona

Concentrations shown in milligrams per liter (mg/L)

	MW-2		MW-3		MW-4		MW-5	
Analyte	**Alert Levels**	**10/15/2014**	**Alert Levels**	**10/15/2014**	**Alert Levels**	**10/15/2014**	**Alert Levels**	**10/15/2014**
Inorganic Constituents with Alert Levels								
Chloride (Cl^-)	9.045	6.3	9.135	5.4	9.65	4.7	8.992	6.8
Sulfate (SO_4^{2-})	7.954	5.0 U	7.757	5.0 U	6.686	5.0 U	6.339	5.0 U
Manganese (Mn)	6.8	0.071	7.72	0.044	0.412	0.037	0.88	0.16
Sodium (Na)	47	33	52	33	45	31	54	32
Organic Constituents with Alert Levels								
Polychlorinated Biphenyls (PCBs)	0.0004	--	0.0004	--	0.0004	--	0.0004	--
Pesticides								
Chlordane (alpha-+gamma-chlordane)	0.0016	0.0001 U	0.0016	0.0001 U	0.0016	0.0001 U	0.0016	0.0001 U
Endrin	0.0016	0.0001 U	0.0016	0.0001 U	0.0016	0.0001 U	0.0016	0.0001 U
Heptachlor	0.00032	0.0001 U	0.00032	0.0001 U	0.00032	0.0001 U	0.00032	0.0001 U
Heptachlor epoxide	0.00016	0.0001 U	0.00016	0.0001 U	0.00016	0.0001 U	0.00016	0.0001 U
gamma-BHC (Lindane)	0.00016	0.0001 U	0.00016	0.0001 U	0.00016	0.0001 U	0.00016	0.0001 U
Methoxychlor	0.032	0.0001 U	0.032	0.0001 U	0.032	0.0001 U	0.032	0.0001 U
Toxaphene	0.0024	0.001 U	0.0024	0.001 U	0.0024	0.001 U	0.0024	0.001 U
Semivolatile Organic Compounds								
1,2,4-Trichlorobenzene	0.056	0.01 U	0.056	0.01 U	0.056	0.01 U	0.056	0.01 U
1,2-Dichlorobenzene	0.48	0.01 U	0.48	0.01 U	0.48	0.01 U	0.48	0.01 U
1,4-Dichlorobenzene	0.06	0.01 U	0.06	0.01 U	0.06	0.01 U	0.06	0.01 U
Benzo(a)pyrene	0.00016	0.005 U	0.00016	0.005 U	0.00016	0.005 U	0.00016	0.005 U
Bis(2-ethylhexyl) phthalate	0.0048	0.01 U	0.0048	0.01 U	0.0048	0.01 U	0.0048	0.01 U
Hexachlorobenzene	0.0008	0.01 U	0.0008	0.01 U	0.0008	0.01 U	0.0008	0.01 U
Hexachlorocyclopentadiene	0.04	0.01 U	0.04	0.01 U	0.04	0.01 U	0.04	0.01 U
Pentachlorophenol	0.0008	0.03 U	0.0008	0.03 U	0.0008	0.03 U	0.0008	0.03 U
Volatile Organic Compounds								
1,1,1-Trichloroethane	0.16	0.0005 U	0.16	0.0005 U	0.16	0.0005 U	0.16	0.0005 U
1,1,2-Trichloroethane	0.004	0.0005 U	0.004	0.0005 U	0.004	0.0005 U	0.004	0.0005 U
1,1-Dichloroethene	0.0056	0.0005 U	0.0056	0.0005 U	0.0056	0.0005 U	0.0056	0.0005 U
1,2-Dibromo-3-chloropropane	0.00016	0.00002 U	0.00016	0.00002 U	0.00016	0.00002 U	0.00016	0.00002 U
Ethylene Dibromide (EDB)	0.00004	0.00001 U	0.00004	0.00001 U	0.00004	0.00001 U	0.00004	0.00001 U
1,2-Dichlorobenzene	0.48	0.0005 U	0.48	0.0005 U	0.48	0.0005 U	0.48	0.0005 U
1,2-Dichloroethane	0.004	0.0005 U	0.004	0.0005 U	0.004	0.0005 U	0.004	0.0005 U
1,2-Dichloropropane	0.004	0.0005 U	0.004	0.0005 U	0.004	0.0005 U	0.004	0.0005 U
1,4-Dichlorobenzene	0.06	0.0005 U	0.06	0.0005 U	0.06	0.0005 U	0.06	0.0005 U
Benzene	0.004	0.0005 U	0.004	0.0005 U	0.004	0.0005 U	0.004	0.0005 U
Carbon tetrachloride	0.004	0.0005 U	0.004	0.0005 U	0.004	0.0005 U	0.004	0.0005 U
Chlorobenzene	0.08	0.0005 U	0.08	0.0005 U	0.08	0.0005 U	0.08	0.0005 U
cis-1,2-Dichloroethene	0.056	0.0005 U	0.056	0.0005 U	0.056	0.0005 U	0.056	0.0005 U
Ethylbenzene	0.56	0.0005 U	0.56	0.0005 U	0.56	0.0005 U	0.56	0.0005 U
Methylene chloride	0.004	0.0005 U	0.004	0.0005 U	0.004	0.0005 U	0.004	0.0005 U
Styrene	0.08	0.0005 U	0.08	0.0005 U	0.08	0.0005 U	0.08	0.0005 U
Tetrachloroethene	0.004	0.0005 U	0.004	0.0005 U	0.004	0.0005 U	0.004	0.0005 U
Toluene	0.8	0.0005 U	0.8	0.0005 U	0.8	0.0005 U	0.8	0.0005 U
trans-1,2-Dichloroethene	0.08	0.0005 U	0.08	0.0005 U	0.08	0.0005 U	0.08	0.0005 U
Trichloroethene	0.004	0.0005 U	0.004	0.0005 U	0.004	0.0005 U	0.004	0.0005 U
Trihalomethanes	0.064	0.0005 U	0.064	0.0005 U	0.064	0.0005 U	0.064	0.0005 U
Vinyl chloride	0.0016	0.0005 U	0.0016	0.0005 U	0.0016	0.0005 U	0.0016	0.0005 U
Xylenes, total	8	0.0015 U	8	0.0015 U	8	0.0015 U	8	0.0015 U

Notes
1. Data qualifiers are as follows:
   -- = no data available.
   U = analyte not detected at reporting limit indicated.
2. Only VOCs with alert levels are listed; results for remaining VOCs can be found in the laboratory reports.

TABLE 9
Alert Levels for Organic Constituents in Groundwater Samples
Semi-Annual Monitoring Report
Page-Trowbridge Ranch Landfill
Pinal County, Arizona
Concentrations shown in milligrams per liter (mg/L)

Analyte	MCL	Alert Level
Polychlorinated Biphenyls (PCBs)	0.0005	0.0004
Pesticides		
Chlordane	0.002	0.0016
Endrin	0.002	0.0016
Heptachlor	0.0004	0.00032
Heptachlor epoxide	0.0002	0.00016
Lindane	0.0002	0.00016
Methoxychlor	0.04	0.032
Toxaphene	0.003	0.0024
Semivolatile Organic Compounds		0
1,2,4-Trichlorobenzene	0.07	0.056
1,2-Dichlorobenzene	0.6	0.48
1,4-Dichlorobenzene	0.075	0.06
Benzo(a)pyrene	0.0002	0.00016
Bis(2-ethylhexyl) phthalate	0.006	0.0048
Hexachlorobenzene	0.001	0.0008
Hexachlorocyclopentadiene	0.05	0.04
Pentachlorophenol	0.001	0.0008
Volatile Organic Compounds		
1,1,1-Trichloroethane	0.2	0.16
1,1,2-Trichloroethane	0.005	0.004
1,1-Dichloroethene	0.007	0.0056
1,2-Dibromo-3-chloropropane	0.0002	0.00016
Ethylene Dibromide (EDB)	0.00005	0.00004
1,2-Dichlorobenzene	0.6	0.48
1,2-Dichloroethane	0.005	0.004
1,2-Dichloropropane	0.005	0.004
1,4-Dichlorobenzene	0.075	0.06
Benzene	0.005	0.004
Carbon tetrachloride	0.005	0.004
Chlorobenzene	0.1	0.08
cis-1,2-Dichloroethene	0.07	0.056
Ethylbenzene	0.7	0.56
Methylene chloride	0.005	0.004
Styrene	0.1	0.08
Tetrachloroethene	0.005	0.004
Toluene	1	0.8
trans-1,2-Dichloroethene	0.1	0.08
Trichloroethene	0.005	0.004
Trihalomethanes	0.08	0.064
Vinyl chloride	0.002	0.0016
Xylenes, total	10	8

Notes:
1. Only chemicals that have primary MCLs are listed.
2. Primary MCLs obtained from National Primary Drinking Water Regulations (EPA 816-F-09-0004, May 2009).
3. Alert levels are calculated as 80% of MCLs.

Abbreviations:
EPA = US Environmental Protection Agency
MCLs = maximum contaminant levels

TABLE 10

Alert Levels for Inorganic Constituents in Groundwater Samples
Semi-Annual Monitoring Report
Page-Trowbridge Ranch Landfill
Pinal County, Arizona

Parameter	Alert Levels
MW-2	
Chloride (Cl^-)	9.045
Sulfate (SO_4^{2-})	7.954
Manganese (Mn)	6.8
Sodium (Na)	47
MW-3	
Chloride (Cl^-)	9.135
Sulfate (SO_4^{2-})	7.757
Manganese (Mn)	7.72
Sodium (Na)	52
MW-4	
Chloride (Cl^-)	9.65
Sulfate (SO_4^{2-})	6.686
Manganese (Mn)	0.412
Sodium (Na)	45
MW-5	
Chloride (Cl^-)	8.992
Sulfate (SO_4^{2-})	6.339
Manganese (Mn)	0.88
Sodium (Na)	54

Notes:
1. All concentrations are in unit mg/L, except noted otherwise.
2. "-" = not applicable.

FIGURES

DIRT ROAD

OWNER: STATE OF ARIZONA
USE: GRAZING LAND
(OPEN RANGE)

PAGE-TROWBRIDGE RANCH
OWNER: STATE OF ARIZONA
USE: AGRICULTURAL RESEARCH

DIRT ROAD

SITE ENTRANCE

STORMWATER CONTROL CHANNEL

SITE FENCE

GROUNDWATER MONITORING WELL

OWNER: STATE OF ARIZONA
USE: GRAZING LAND
(OPEN RANGE)

FINAL COVER

UNIT A

MW-5

MW-1

MW-3

SGS-SP
SGS-WELL

CULVERT CROSSING #1

FACILITY ACCESS ROADWAY

PAGE-TROWBRIDGE RANCH
OWNER: STATE OF ARIZONA
USE: AGRICULTURAL RESEARCH

18" CMP CULVERT

SGD-SP
SGD-MP
SGD-WELL

SVE COMPOUND AREA

STORMWATER CONTROL CHANNEL

UNIT B

CULVERT CROSSING #2

MW-2

SITE ENTRANCE

FINAL COVER

MW-4

OWNER: SADDLEBROOKE COMMUNITIES
USE: FEATURE SUBDIVISION

18" CMP CULVERT

OWNER: SADDLEBROOKE COMMUNITIES
USE: FEATURE SUBDIVISION

OWNER: SADDLEBROOKE COMMUNITIES
USE: FEATURE SUBDIVISION

3600 3605 3610 3615 3620 3625 3630 3635 3640 3645 3650 3655 3660

8000 9000 10000 11000 12000

N

0 200 400

APPROXIMATE SCALE IN FEET

EXPLANATION

- APPROXIMATE PROPERTY BOUNDARY
- DIRT ROAD
- FENCE
- MW-4 GROUNDWATER MONITORING WELL
- SGD-DP▲ SOIL VAPOR MONITORING POINT

NOTE:
1. PROPERTY BOUNDARIES ARE BASED ON SURVEY MAP BY MMLA (8/2/1996)

ALL WEATHER WINDROSE

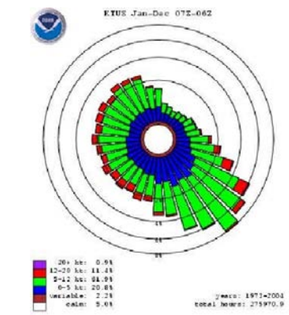

SOURCE: U.S. DEPARTMENT OF COMMERCE NATIONAL OCEANIC AND ATMOSPHERIC ADMINISTRATION NATIONAL WEATHER RECORD CENTER FOR YEARS JANUARY 1973 TO DECEMBER 2004.

LOCATION MAP

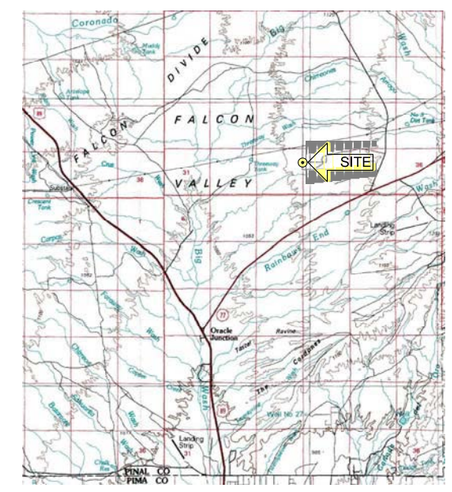

SOURCE: USGS MAMMOTH, ARIZONA 1986
1:100000 SCALE

SOURCE: STEARNS, CONRAD AND SCHMIDT CONSULTING ENGINEERS, PHOENIX, ARIZONA DECEMBER 12, 1997.

REV	D	M	Y	ISSUE/REVISION DESCRIPTION	ENG.	APPR.
6						
5						
4						
3						
2						
1						
0						

Client Logo:

Client:
UNIVERSITY OF ARIZONA
P.O. BOX 210460
TUCSON, AZ. 85721-0460

Amec Foster Wheeler
4600 East Washington Street, Suite 600
Phoenix, Arizona 85034

DATUM: –
PROJECTION: –
DRAWN BY: APS
REVIEWED BY: MZ
ORIGINAL SCALE: AS SHOWN

PROJECT: PAGE - TROWBRIDGE RANCH LANDFILL (EPA ID AZ98066584)

TITLE: GROUNDWATER AND SOIL VAPER MONITORING POINTS

PROJECT NO.: 1420142025
REVISION NO. A
DATE: JANUARY 2015
DRAWING NO.: FIGURE 1
SHEET NO.: _ of _

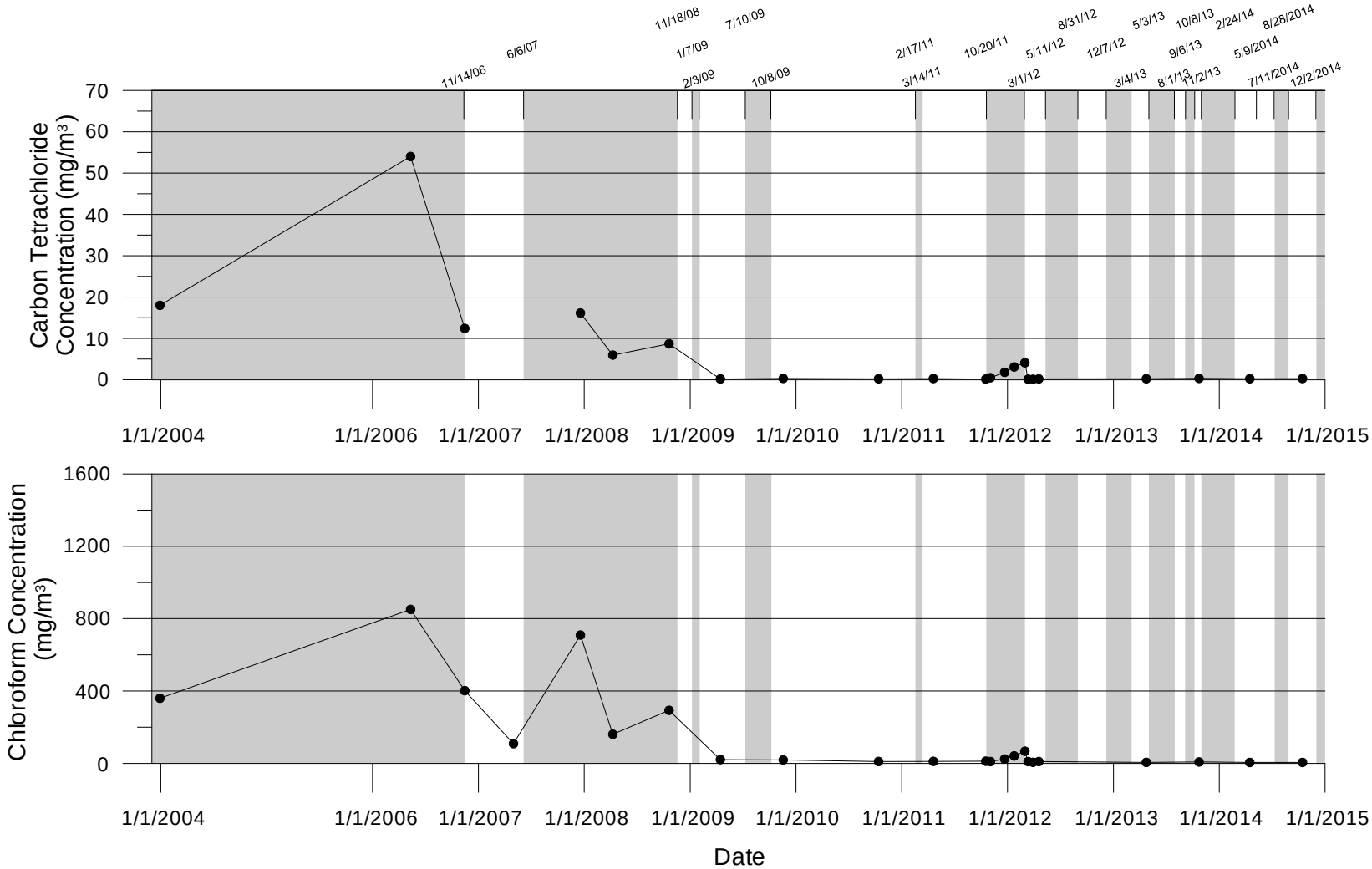

Note:

1. A discontinuous line occurs where the constituent concentration was nondetect and the reporting limit was not provided.

Abbreviations:

mg = milligrams
m = meter

LEGEND

● Constituent concentration is above the reporting limit.

Soil vapor extraction system was nonoperational.

Job No.:	14-2014-2025
PM:	JH
Date:	1/12/2015
Scale:	As Shown

Semi-Annual Monitoring Report
May 2014 to October 2014
Page-Trowbridge Ranch Landfill, Pinal County, Arizona

SGS-SP Carbon Tetrachloride and Chloroform Concentration Trends

FIGURE **2a**

amec foster wheeler

Path: X:\Projects\2014 Projects\14201420 25 PTRL 2015\MXD\Semi-Annual Reports\2015_1st_Semi-Annual\Figure2a.ai

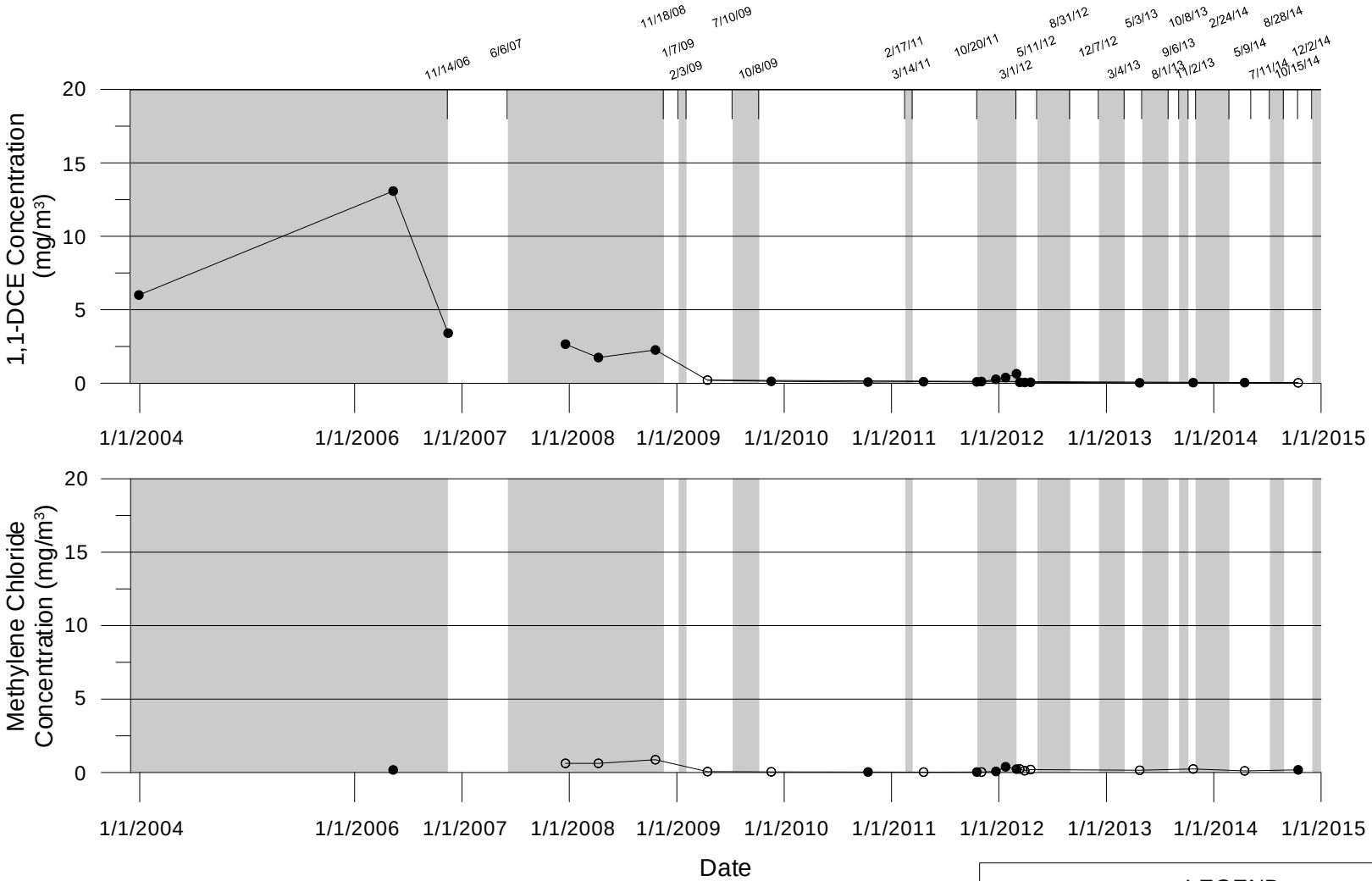

Note:

1. A discontinuous line occurs where the constituent concentration was nondetect and the reporting limit was not provided.

Abbreviations:

1,1-DCE= 1,1 Dichloroethene
mg = milligrams
m = meter

LEGEND

- ● Constituent concentration is above the reporting limit.
- ○ Non-detect is plotted as the reporting limit.
- Soil vapor extraction system was nonoperational.

Job No.:	14-2014-2025
PM:	JH
Date:	1/12/2015
Scale:	As Shown

Semi-Annual Monitoring Report
May 2014 to October 2014
Page-Trowbridge Ranch Landfill, Pinal County, Arizona

SGS-SP DCE and Methylene Chloride Concentration Trends

FIGURE **2b**

amec foster wheeler

Path: X:\Projects\2014 Projects\14-2014-2025 PTRL 2015\MXD\Semi-Annual Reports\2015_1st_Semi-Annual\Figure2b.ai

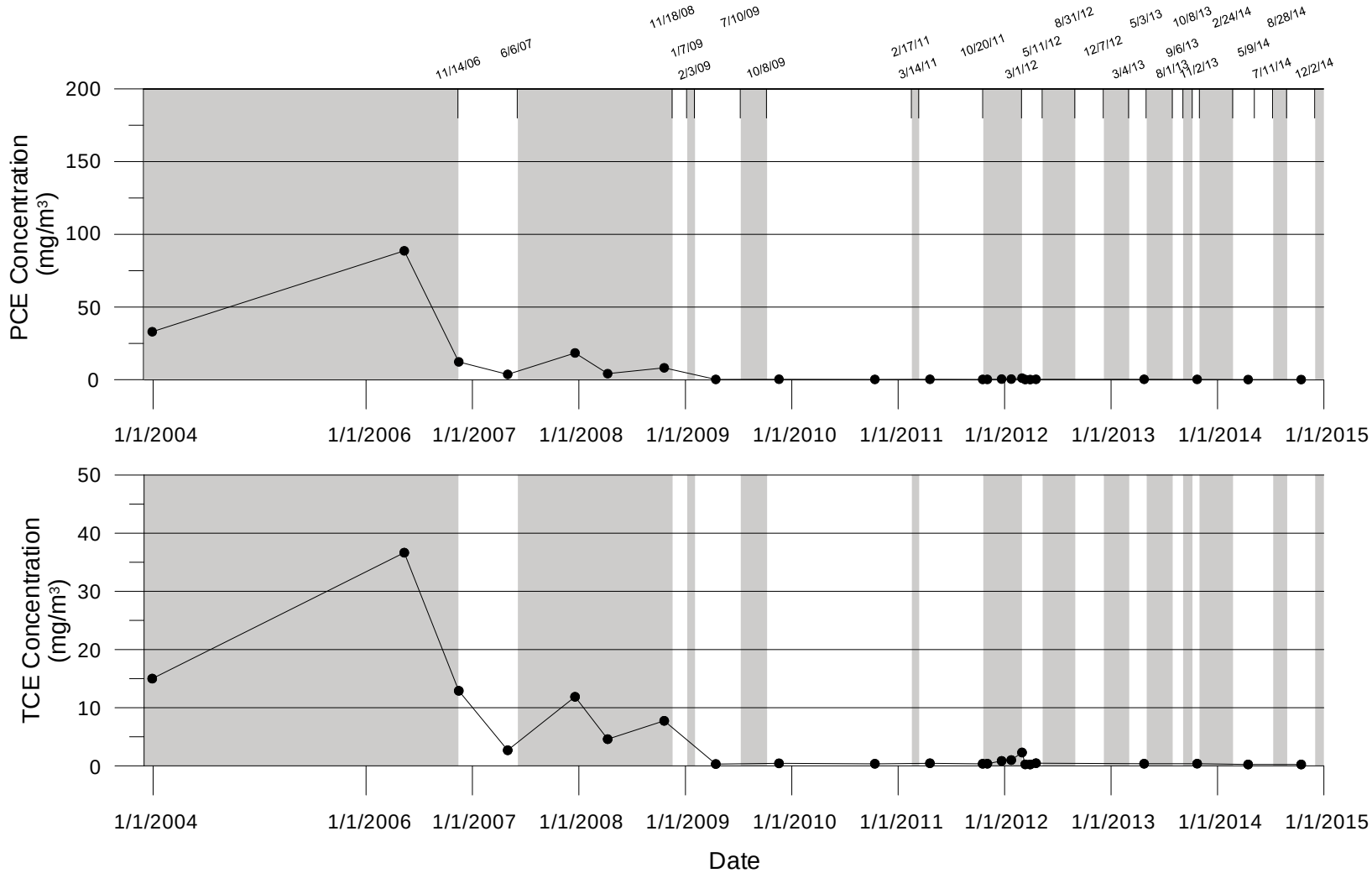

Abbreviations:

PCE=	Tetrachloroethene
TCE=	Trichloroethene
mg =	milligrams
m =	meter

LEGEND

● Constituent concentration is above the reporting limit.

Soil vapor extraction system was nonoperational.

Job No.:	14-2014-2025
PM:	JH
Date:	1/12/2015
Scale:	As Shown

Semi-Annual Monitoring Report
May 2014 to October 2014
Page-Trowbridge Ranch Landfill, Pinal County, Arizona

SGS-SP PCE and TCE Concentration Trends

FIGURE **2c**

amec foster wheeler

Path: X:\Projects\2014 Projects\142014 2025 PTRL 2015\MXD\Semi-Annual Reports\2015_1st_Semi-Annual\Figure2c.aj

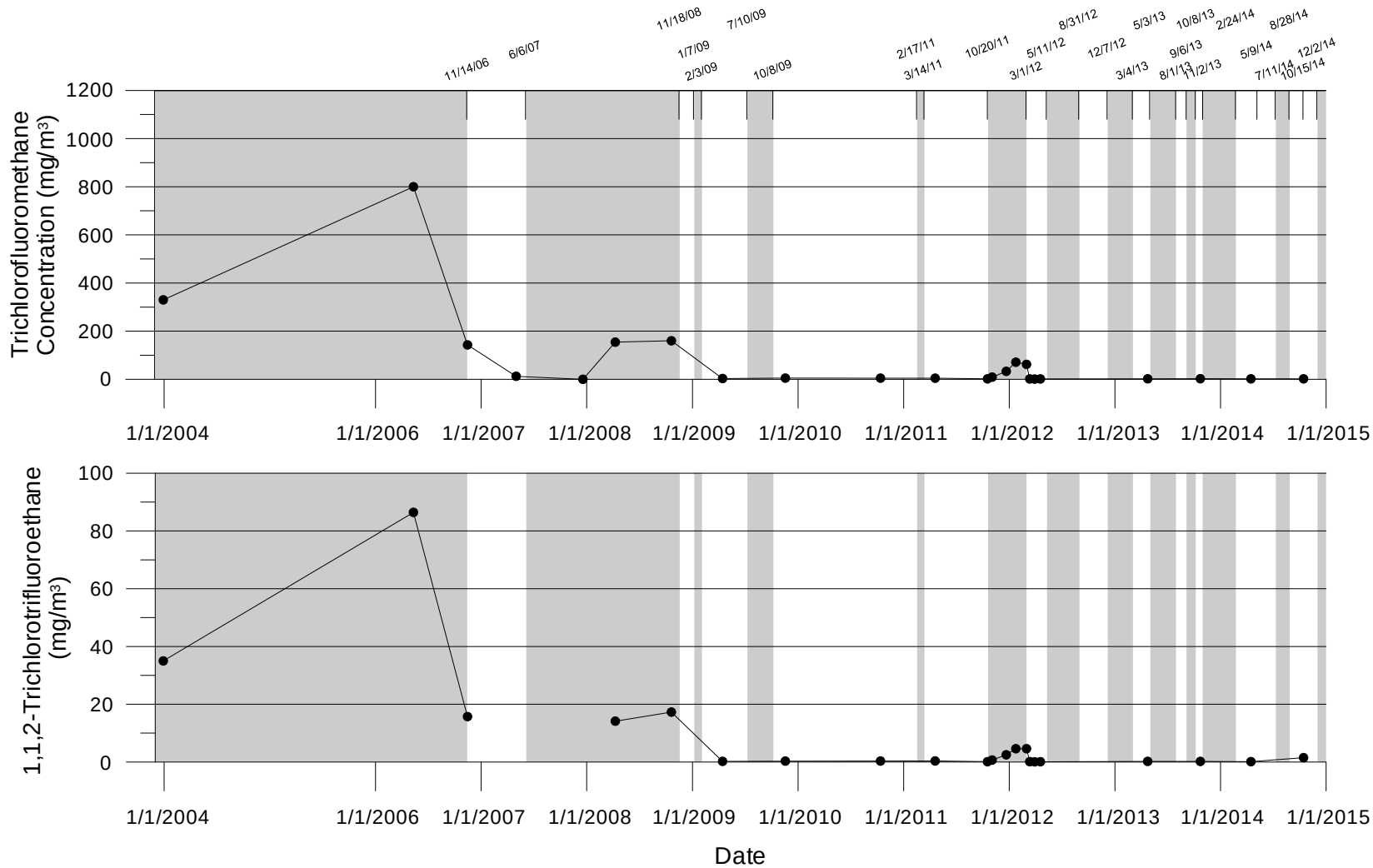

Note:

1. A discontinuous line occurs where the constituent concentration was nondetect and the reporting limit was not provided.

Abbreviations:

mg = milligrams
m = meter

LEGEND

● Constituent concentration is above the reporting limit.

Soil vapor extraction system was nonoperational.

Job No.:	14-2014-2025
PM:	JH
Date:	1/12/2015
Scale:	As Shown

Semi-Annual Monitoring Report
May 2014 to October 2014
Page-Trowbridge Ranch Landfill, Pinal County, Arizona

SGS-SP Trichlorofluoromethane and 1,1,2-Trichlorotrifluoroethane Concentration Trends

FIGURE **2d**

amec foster wheeler

Path: X:\Projects\2014 Projects\14-2014-2025 PTRL 2015\MXD\Semi-Annual Reports\2015_1st_Semi-Annual\Figure2d.ai

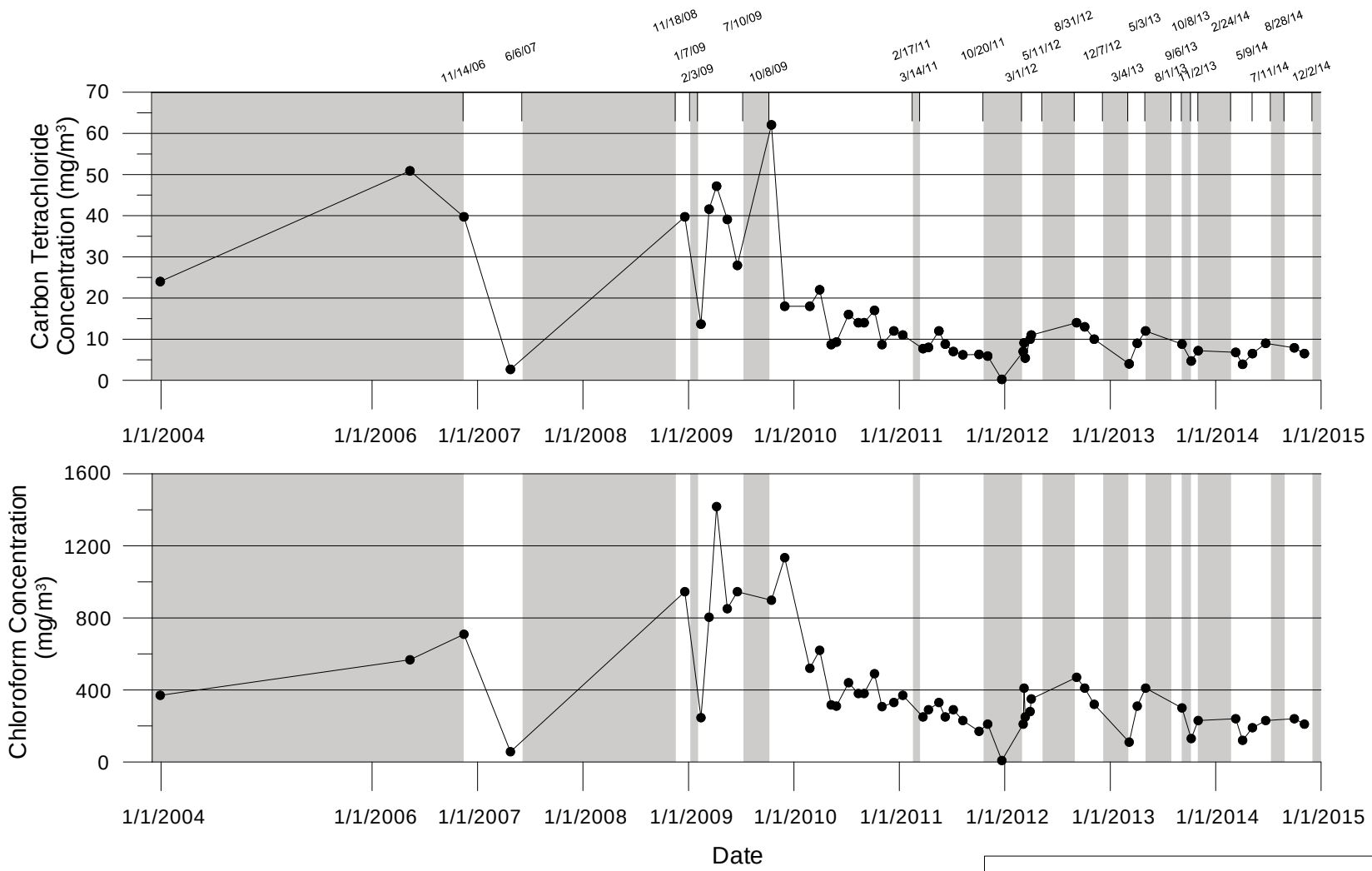

Note:

1. For field duplicates collected on 3/5/12 and 3/8/12, concentrations from the original and duplicate sample were compared and the higher value is plotted.

Abbreviations:

mg = milligrams
m = meter

LEGEND

- ● Constituent concentration is above the reporting limit.
- —●— Non-detect is plotted as the reporting limit.
- Soil vapor extraction system was nonoperational.

Job No.:	14-2014-2025
PM:	JH
Date:	1/12/2015
Scale:	As Shown

Semi-Annual Monitoring Report
May 2014 to October 2014
Page-Trowbridge Ranch Landfill, Pinal County, Arizona

SGS-Well Carbon Tetrachloride and Chloroform Concentration Trends

FIGURE **2e**

amec foster wheeler

Path: X:\Projects\2014 Projects\142014 2025 PTRL 2015\MXD\Semi-Annual Reports\2015_1st_Semi-Annual\Figure2e.aj

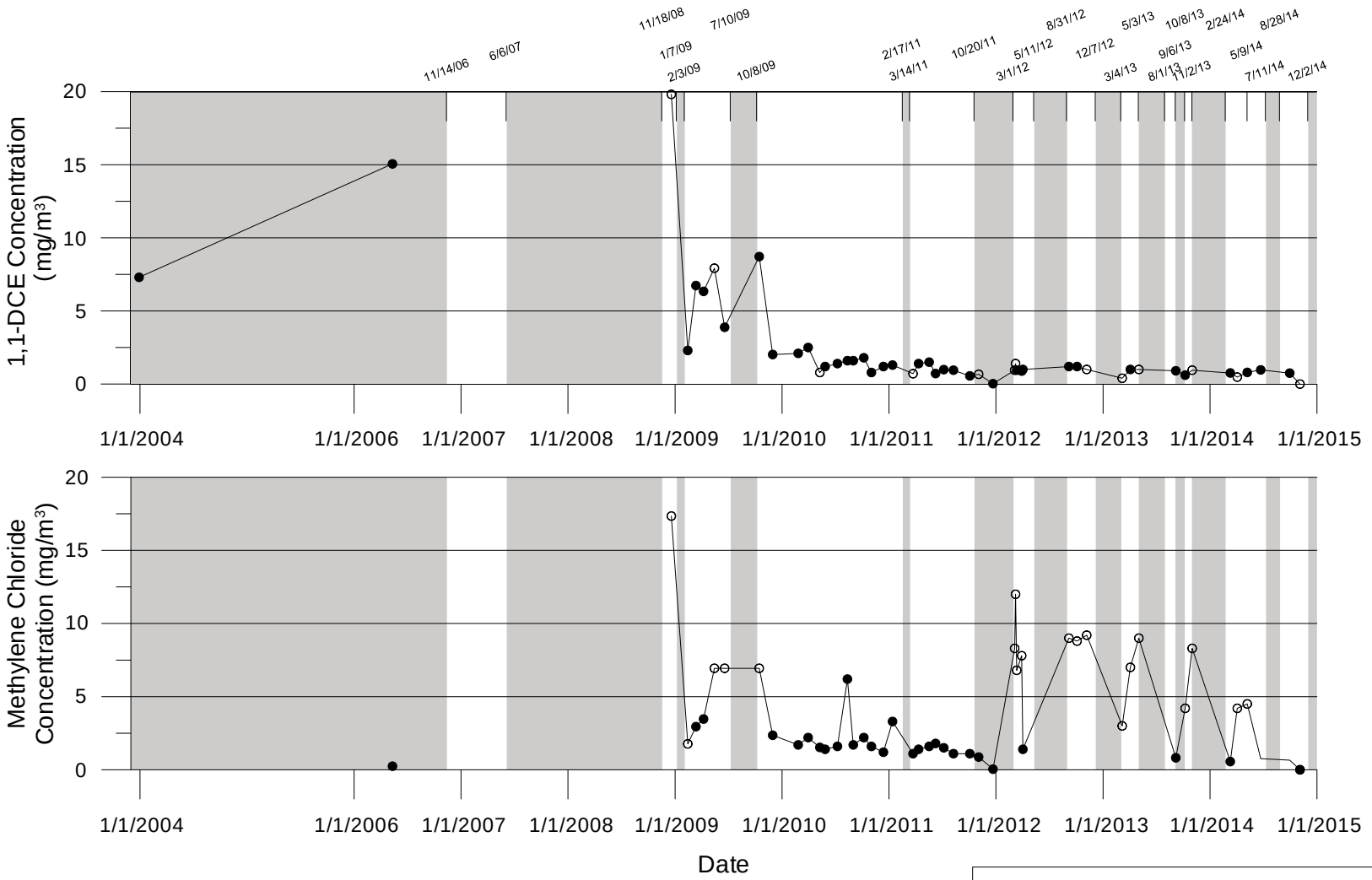

Note:

1. A discontinuous line occurs where the constituent concentration was nondetect and the reporting limit was not provided.
2. For field duplicates collected on 3/5/12 and 3/8/12, concentrations from the original and duplicate sample were compared and the higher value is plotted.

Abbreviations:

1,1-DCE= 1,1 Dichloroethene
mg = milligrams
m = meter

LEGEND

- ● Constituent concentration is above the reporting limit.
- ○ Non-detect is plotted as the reporting limit.
- Soil vapor extraction system was nonoperational.

Job No.:	14-2014-2025
PM:	JH
Date:	1/12/2015
Scale:	As Shown

Semi-Annual Monitoring Report
May 2014 to October 2014
Page-Trowbridge Ranch Landfill, Pinal County, Arizona

SGS-Well 1,1-DCE and Methylene Chloride Concentration Trends

FIGURE **2f**

amec foster wheeler

Path: X:\Projects\2014 Projects\14201420 25 PTRL 2015\MXD\Semi-Annual Reports\2015_1st_Semi-Annual\Figure2f.ai

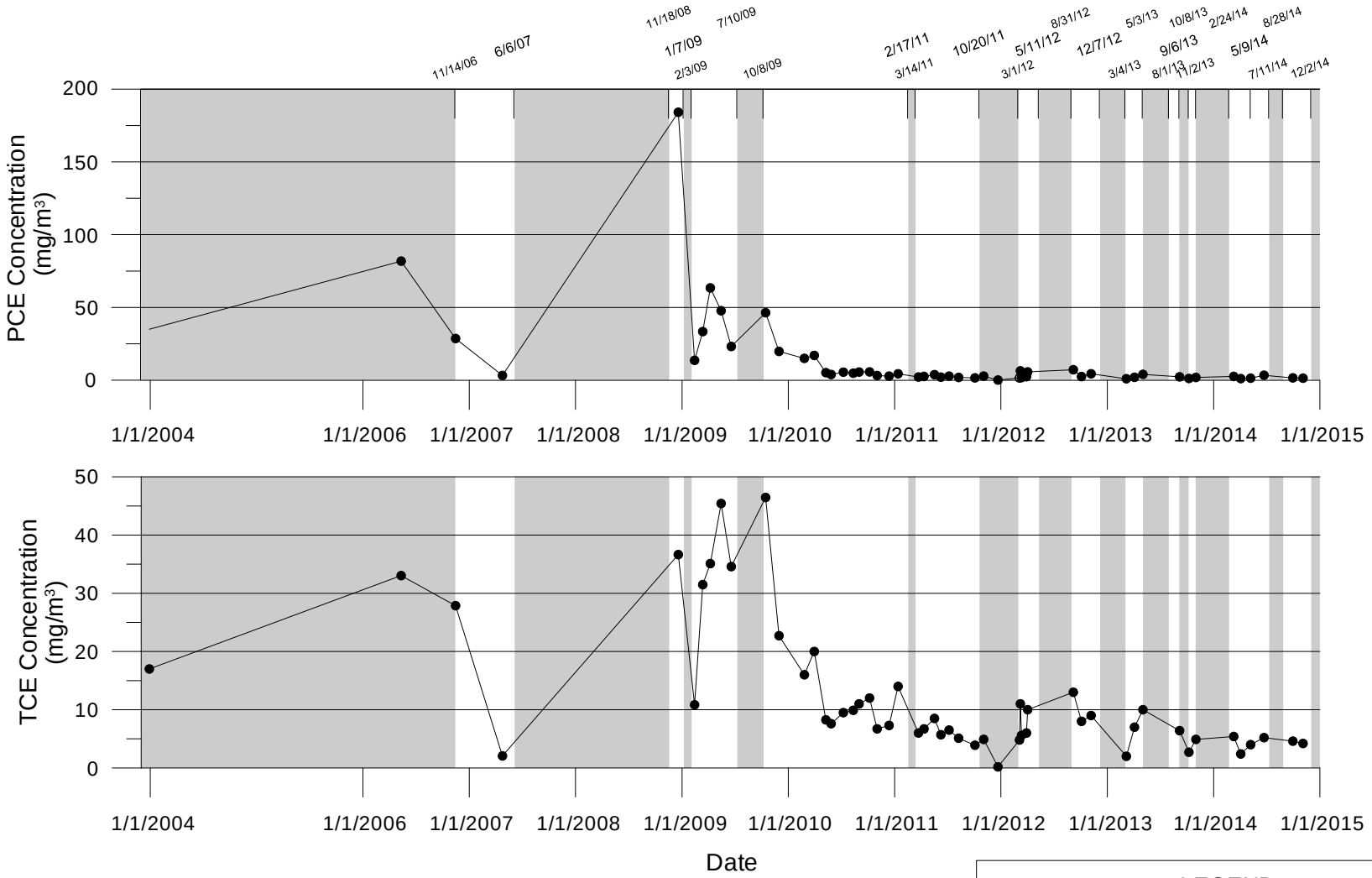

Note:

1. For field duplicates collected on 3/5/12 and 3/8/12, concentrations from the original and duplicate sample were compared and the higher value is plotted.

Abbreviations:

PCE=	Tetrachloroethene
TCE=	Trichloroethene
mg =	milligrams
m =	meter

LEGEND

- Constituent concentration is above the reporting limit.
- Non-detect is plotted as the reporting limit.
- Soil vapor extraction system was nonoperational.

Job No.:	14-2014-2025
PM:	JH
Date:	1/12/2015
Scale:	As Shown

Semi-Annual Monitoring Report
May 2014 to October 2014
Page-Trowbridge Ranch Landfill, Pinal County, Arizona

SGS-Well PCE and TCE Concentration Trends

FIGURE **2g**

amec foster wheeler

Path: X:\Projects\2014 Projects\14201420 25 PTRL 2015\MXD\Semi-Annual Reports\2015_1st_Semi-Annual\Figure2g.ai

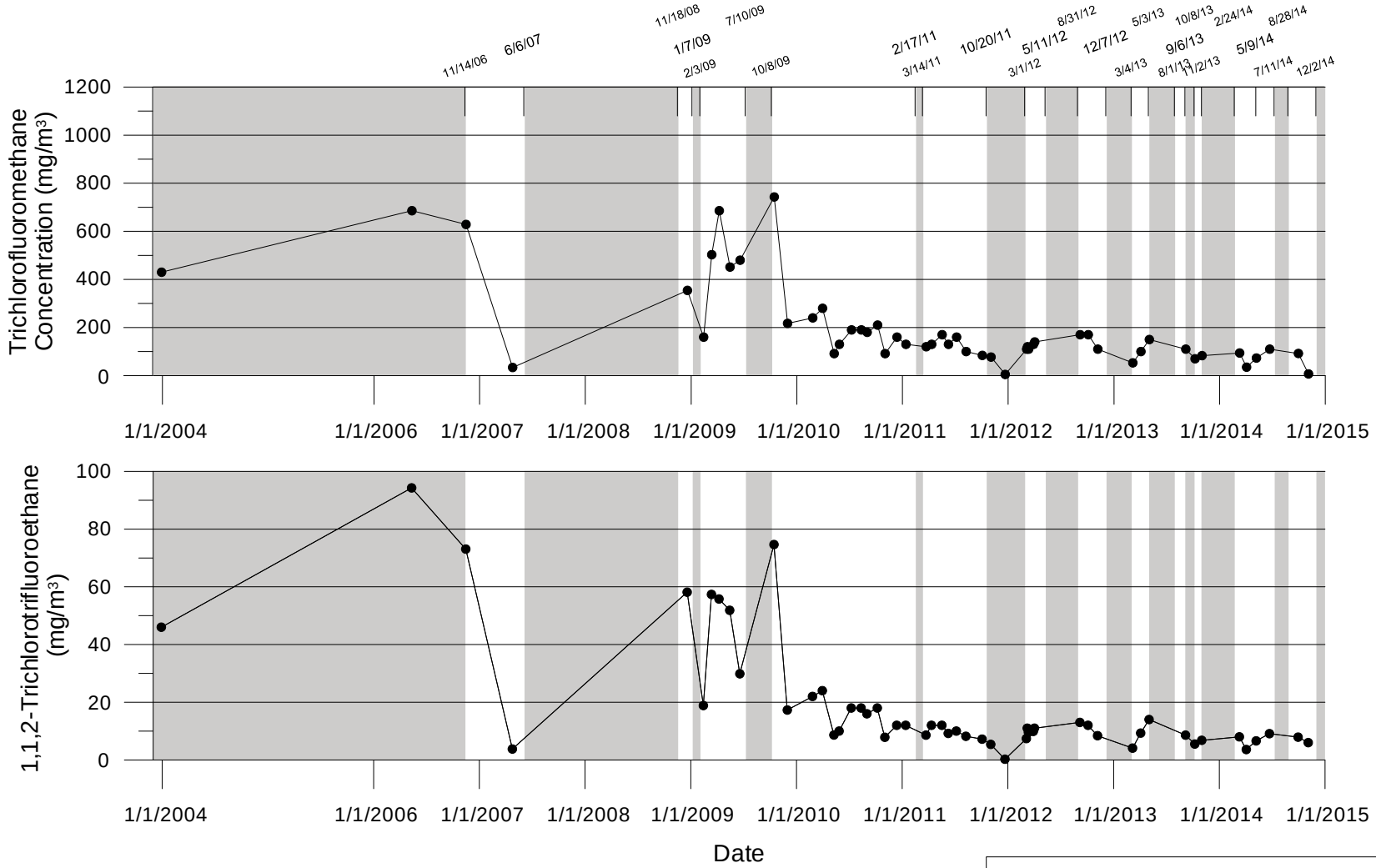

Note:

1. For field duplicates collected on 3/5/12 and 3/8/12, concentrations from the original and duplicate sample were compared and the higher value is plotted.

Abbreviations:

mg = milligrams
m = meter

LEGEND

- ● Constituent concentration is above the reporting limit.
- ○ Non-detect is plotted as the reporting limit.
- Soil vapor extraction system was nonoperational.

Job No.:	14-2014-2025
PM:	JH
Date:	1/12/2015
Scale:	As Shown

Semi-Annual Monitoring Report
May 2014 to October 2014
Page-Trowbridge Ranch Landfill, Pinal County, Arizona

SGS-Well Trichlorofluoromethane and 1,1,2-Trichlorotrifluoroethane Concentration Trends

FIGURE **2h**

amec foster wheeler

Path: X:\Projects\2014 Projects\14-2014-2025 PTRL 2015\MXD\Semi-Annual Reports\2015_1st_Semi-Annual\Figure2h.ai

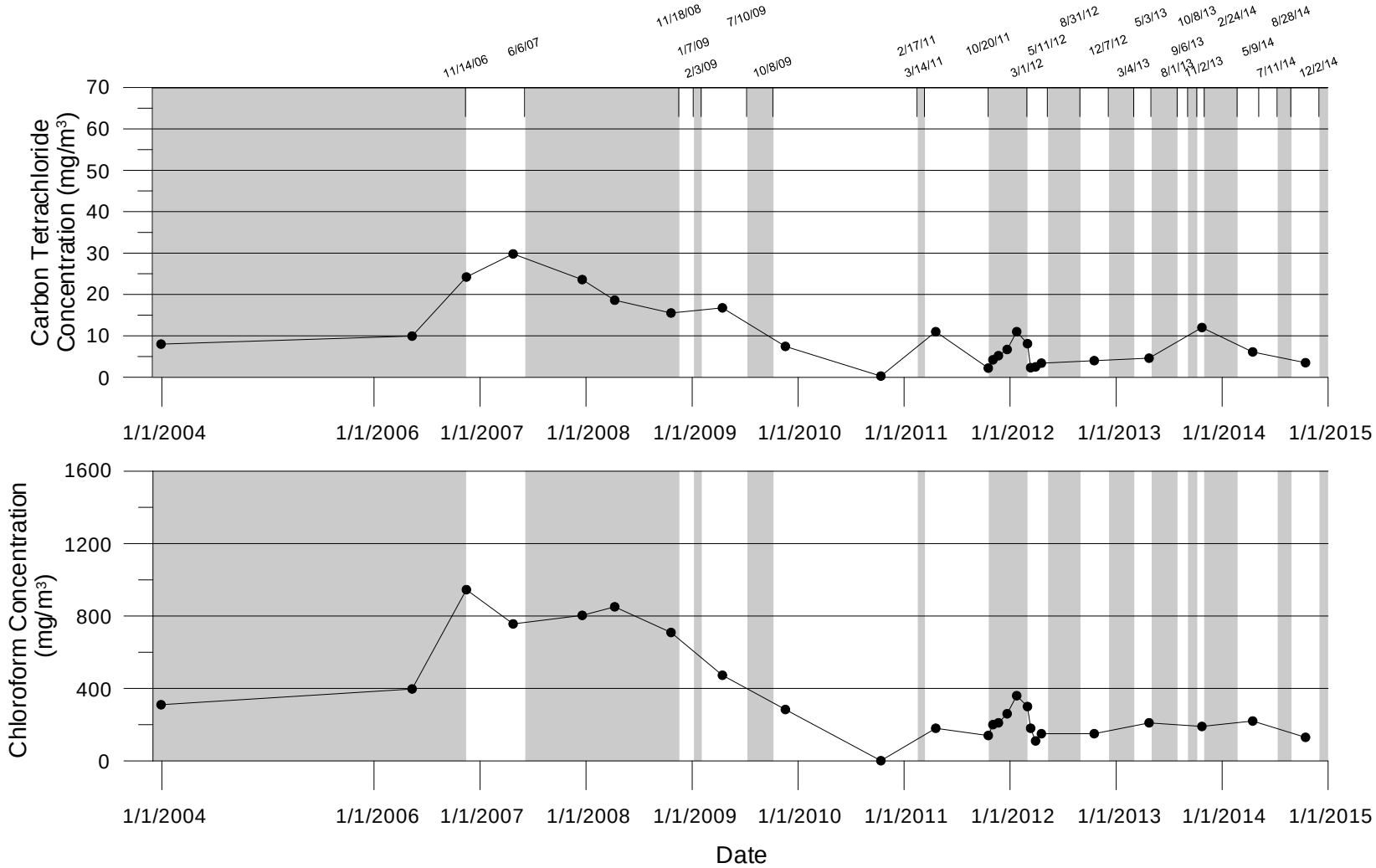

Abbreviations:

mg = milligrams
m = meter

LEGEND

● Constituent concentration is above the reporting limit.

Soil vapor extraction system was nonoperational.

Job No.:	14-2014-2025
PM:	JH
Date:	1/12/2015
Scale:	As Shown

Semi-Annual Monitoring Report
May 2014 to October 2014
Page-Trowbridge Ranch Landfill, Pinal County, Arizona

SGD-SP Carbon Tetrachloride and Chloroform Concentration Trends

FIGURE **2i**

amec foster wheeler

Path: X:\Projects\2014 Projects\14201420 25 PTRL 2015\MXD\Semi-Annual Reports\2015_1st_Semi-Annual\Figure2i.ai

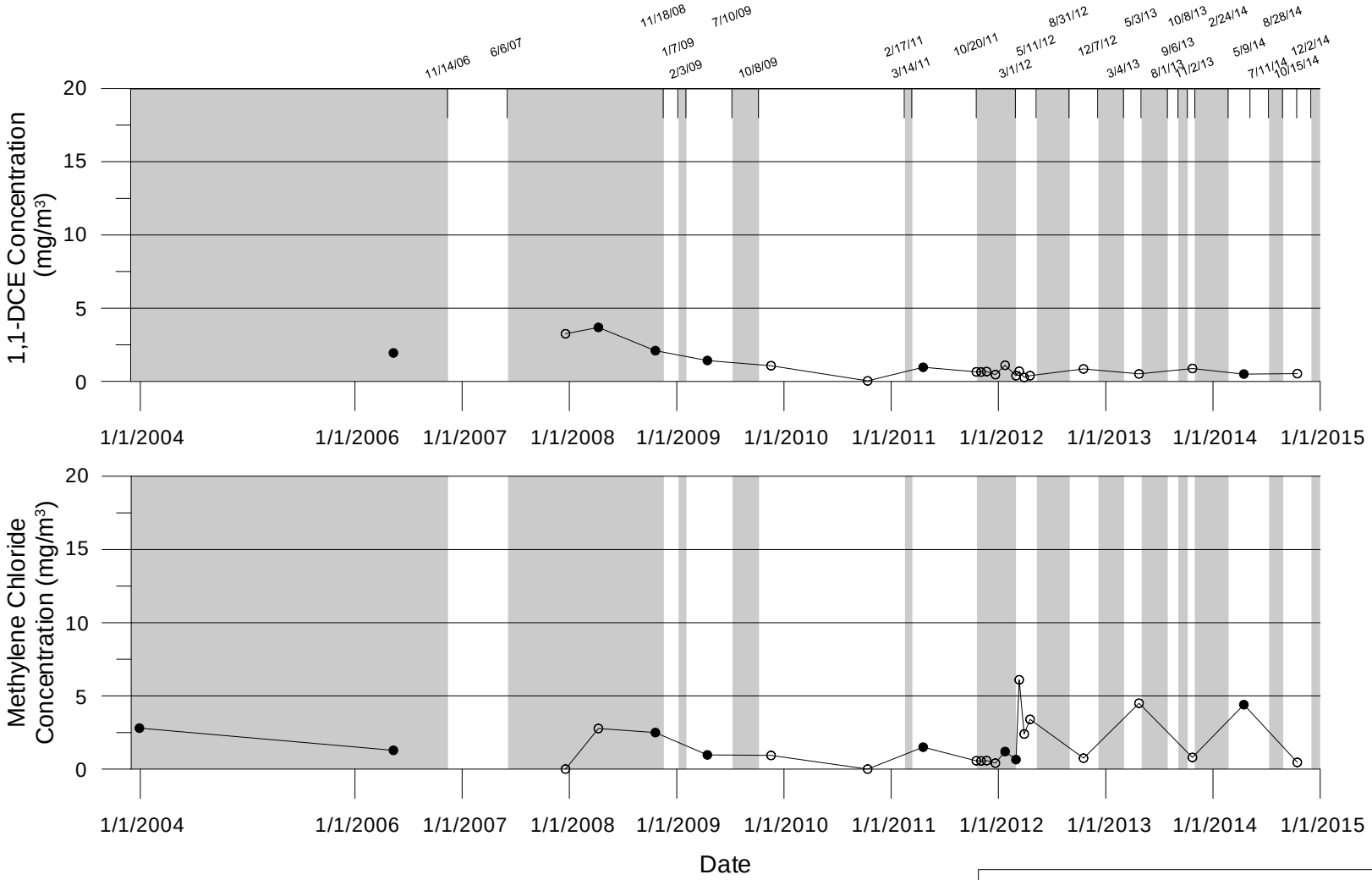

Note:

1. A discontinuous line occurs where the constituent concentration was nondetect and the reporting limit was not provided.

Abbreviations:

1,1-DCE= 1,1 Dichloroethene
mg = milligrams
m = meter

LEGEND

- ● Constituent concentration is above the reporting limit.
- ○ Non-detect is plotted as the reporting limit.
- Soil vapor extraction system was nonoperational.

Job No.:	14-2014-2025
PM:	JH
Date:	1/12/2015
Scale:	As Shown

Semi-Annual Monitoring Report
May 2014 to October 2014
Page-Trowbridge Ranch Landfill, Pinal County, Arizona

SGD-SP 1,1-DCE and Methylene Chloride Concentration Trends

FIGURE **2j**

amec foster wheeler

Path: X:\Projects\2014 Projects\14-2014-2025 PTRL 2015\MXD\Semi-Annual Reports\2015_1st_Semi-Annual\Figure2j.ai

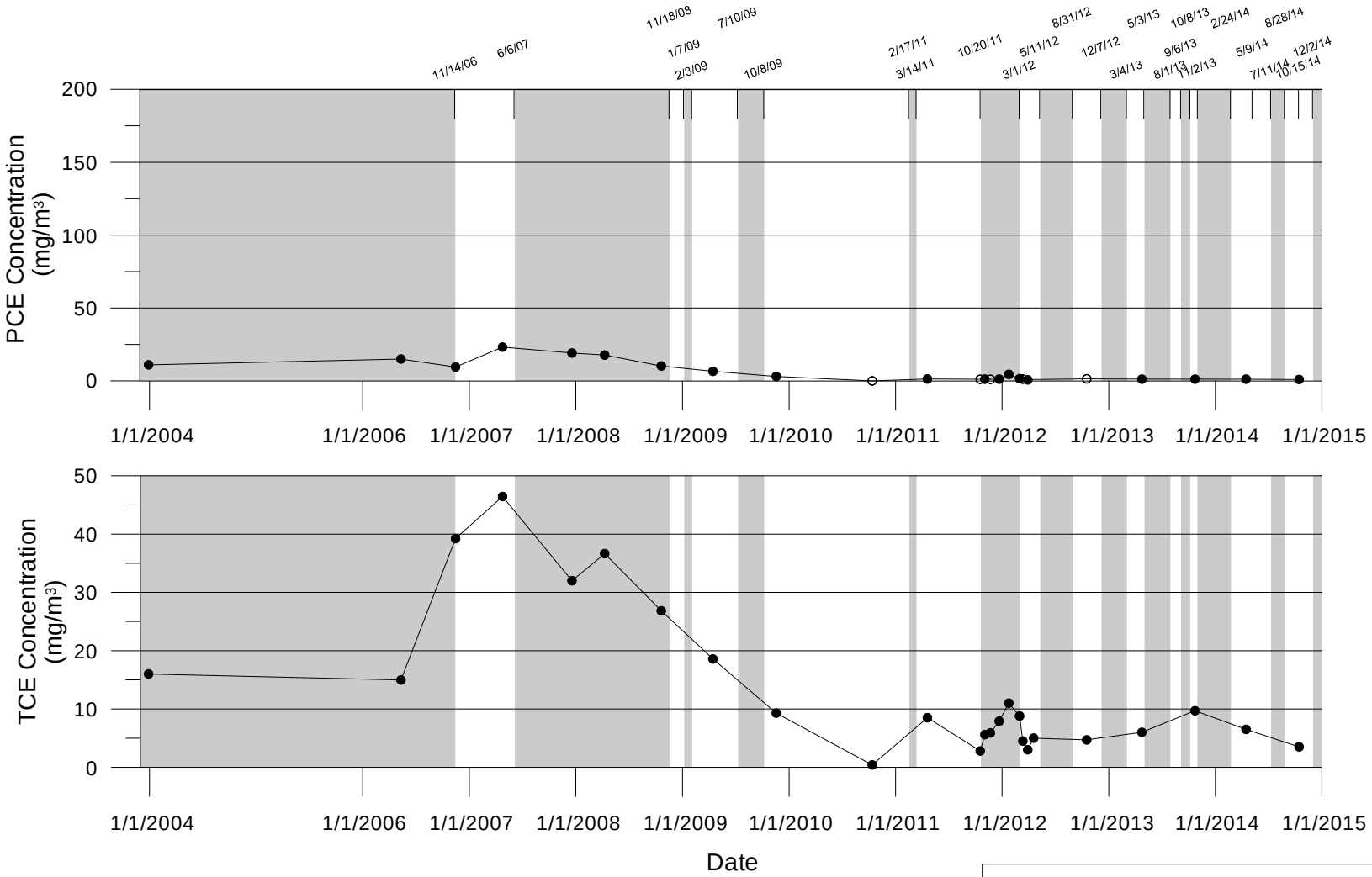

Abbreviations:

PCE=	Tetrachloroethene
TCE=	Trichloroethene
mg =	milligrams
m =	meter

LEGEND

- ● Constituent concentration is above the reporting limit.
- ○ Non-detect is plotted as the reporting limit.
- Soil vapor extraction system was nonoperational.

Job No.:	14-2014-2025
PM:	JH
Date:	1/12/2015
Scale:	As Shown

Semi-Annual Monitoring Report
May 2014 to October 2014
Page-Trowbridge Ranch Landfill, Pinal County, Arizona

SGD-SP PCE and TCE Concentration Trends

FIGURE **2k**

amec foster wheeler

Path: X:\Projects\2014 Projects\14201420 25 PTRL 2015\MXD\Semi-Annual Reports\2015_1st_Semi-Annual\Figure2k.ai

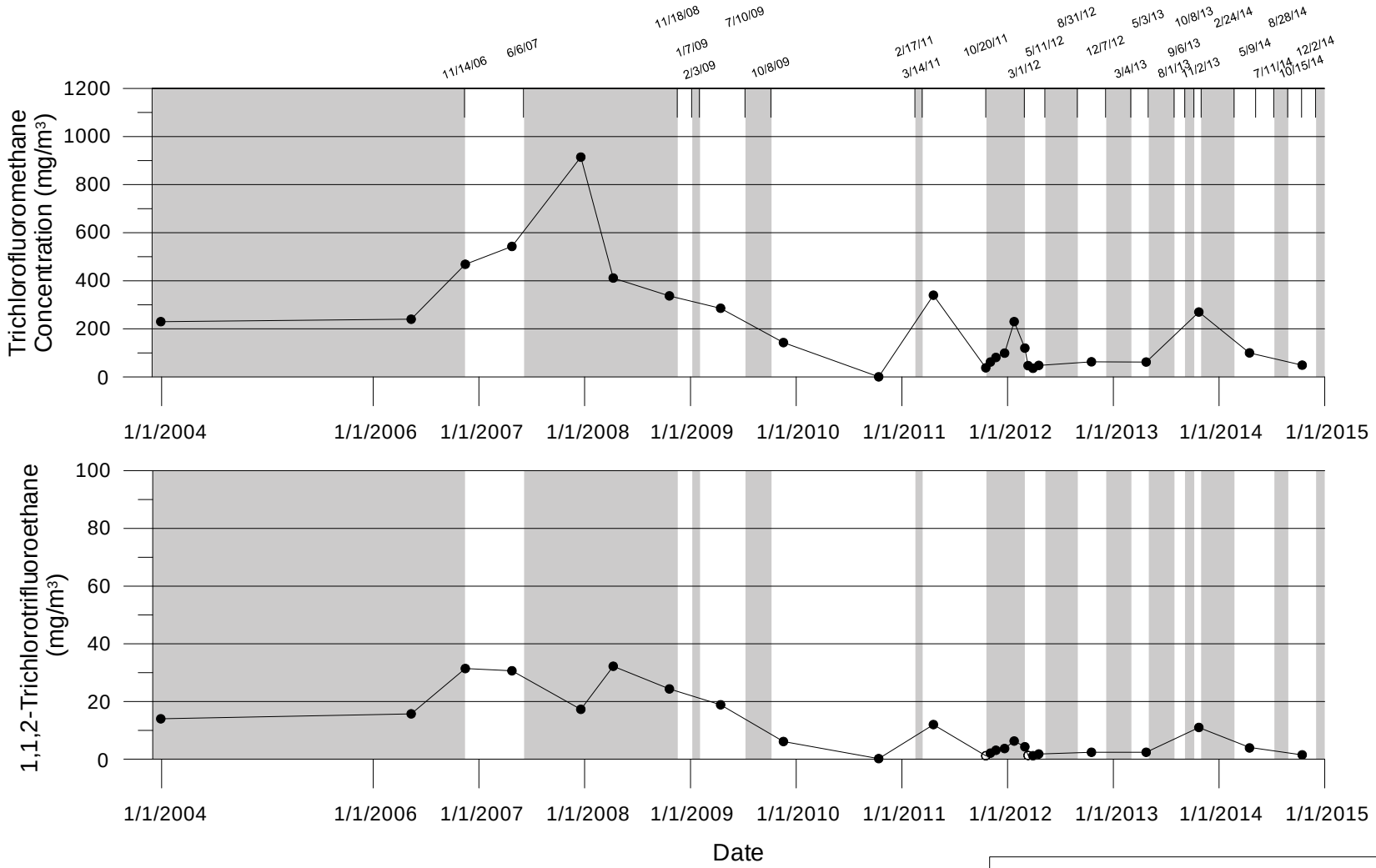

Abbreviations:

mg = milligrams
m = meter

LEGEND

- ● Constituent concentration is above the reporting limit.
- ○ Non-detect is plotted as the reporting limit.
- Soil vapor extraction system was nonoperational.

Job No.:	14-2014-2025
PM:	JH
Date:	1/12/2015
Scale:	As Shown

Semi-Annual Monitoring Report
May 2014 to October 2014
Page-Trowbridge Ranch Landfill, Pinal County, Arizona

SGD-SP Trichlorofluoromethane and 1,1,2-Trichlorotrifluoroethane Concentration Trends

FIGURE **2I**

amec foster wheeler

Path: X:\Projects\2014 Projects\14201420 25 PTRL 2015\MXD\Semi-Annual Reports\2015_1st_Semi-Annual\Figure2I.ai

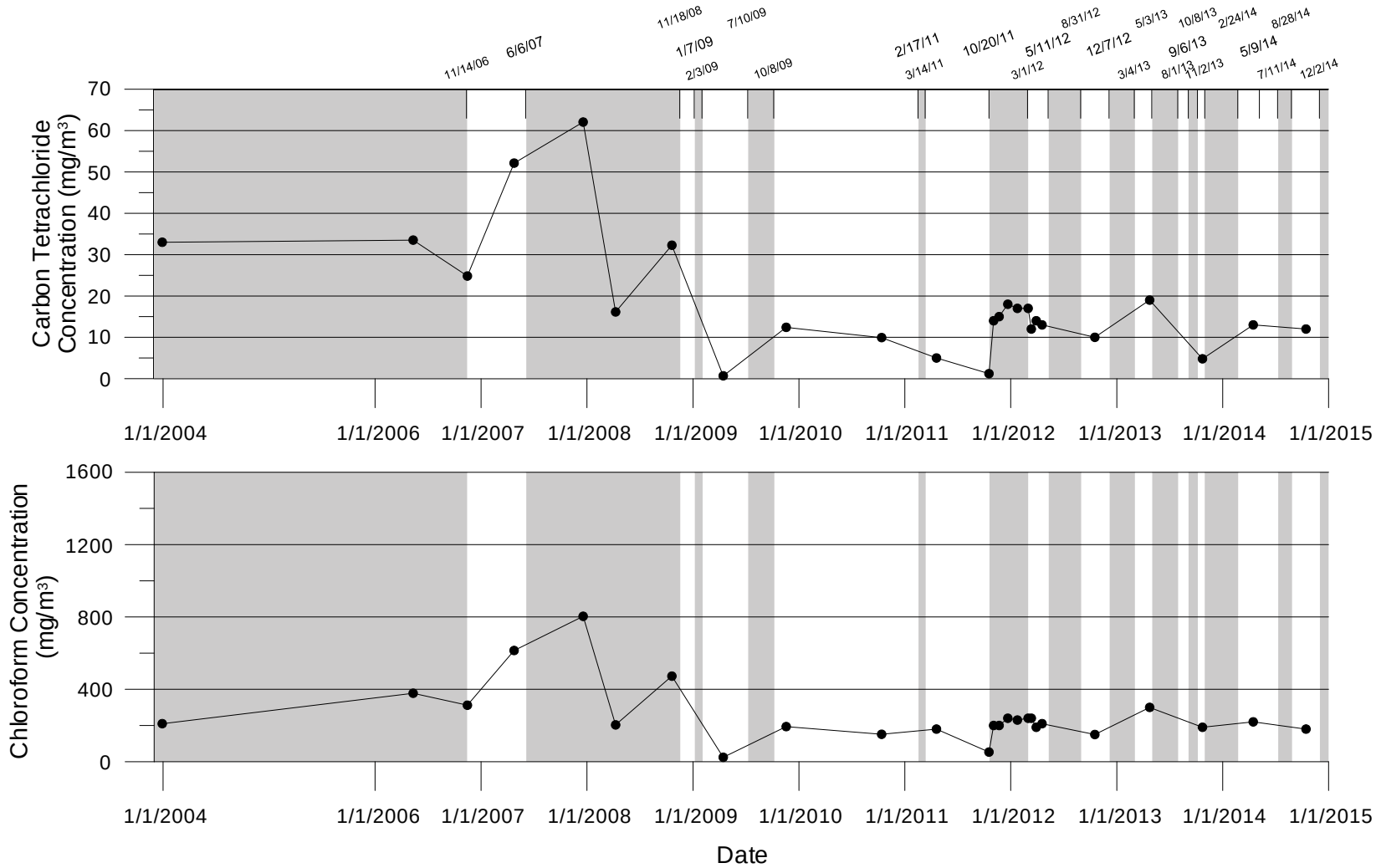

Note:

1. For field duplicates collected on 11/3/11, 11/22/11, 12/22/11, 1/24/12, 3/12/12, and 3/29/12, concentrations from the original and duplicate sample were compared and the higher value is plotted.

Abbreviations:

mg = milligrams
m = meter

LEGEND

● Constituent concentration is above the reporting limit.

Soil vapor extraction system was nonoperational.

Job No.:	14-2014-2025
PM:	JH
Date:	1/12/2015
Scale:	As Shown

Semi-Annual Monitoring Report
May 2014 to October 2014
Page-Trowbridge Ranch Landfill, Pinal County, Arizona

SGD-MP Carbon Tetrachloride and Chloroform Concentration Trends

FIGURE **2m**

amec foster wheeler

Path: X:\Projects\2014 Projects\14201420 25 PTRL 2015\MXD\Semi-Annual Reports\2015_1st_Semi-Annual\Figure2m.ai

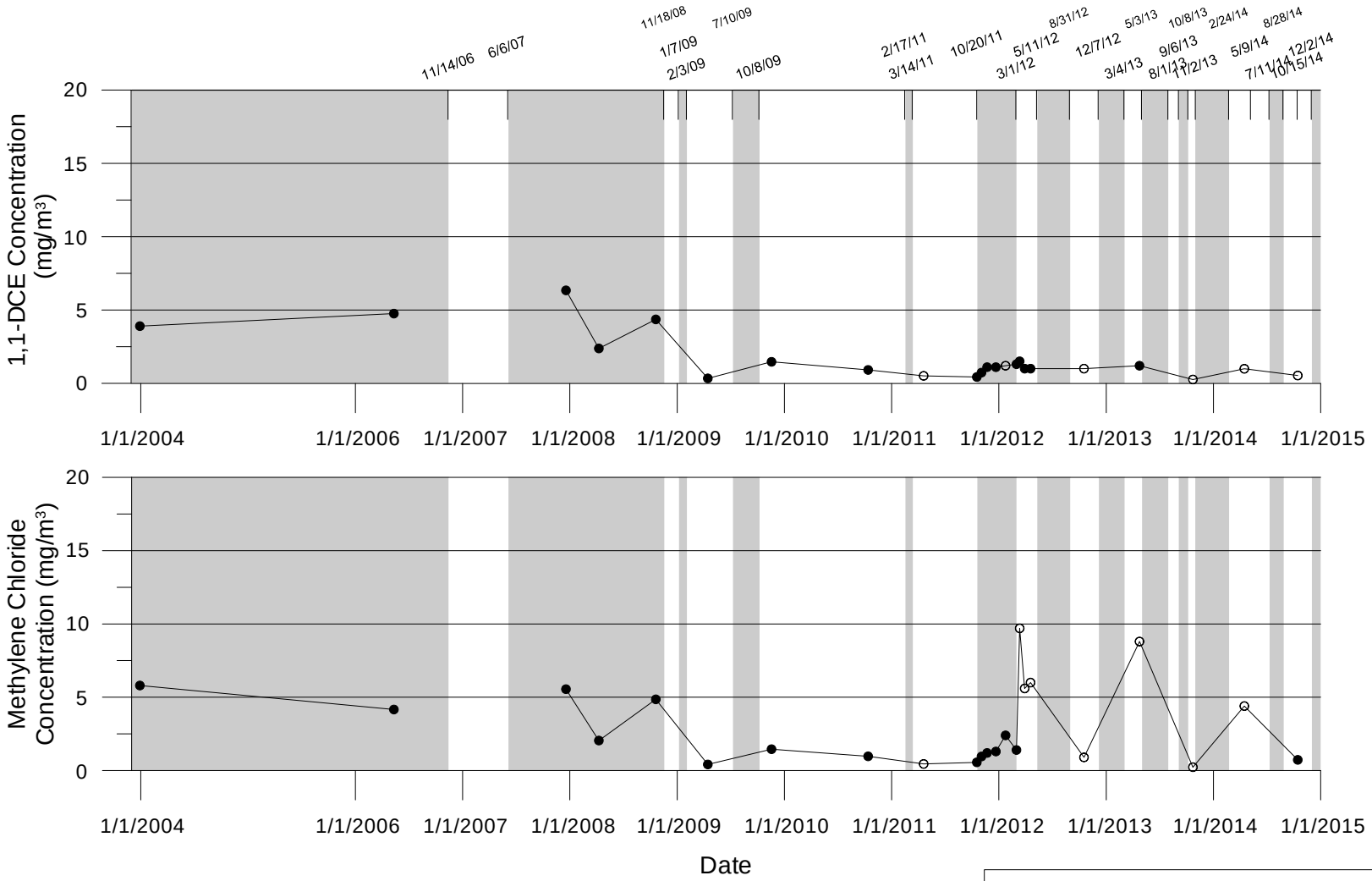

Note:

1. For field duplicates collected on 11/3/11, 11/22/11, 12/22/11, 1/24/12, 3/12/12, and 3/29/12, concentrations from the original and duplicate sample were compared and the higher value is plotted.
2. A discontinuous line occurs where the constituent concentration was nondetect and the reporting limit was not provided.

Abbreviations:

1,1-DCE= 1,1 Dichloroethene
mg = milligrams
m = meter

LEGEND

- ● Constituent concentration is above the reporting limit.
- ○ Non-detect is plotted as the reporting limit.
- Soil vapor extraction system was nonoperational.

Job No.:	14-2014-2025
PM:	JH
Date:	1/12/2015
Scale:	As Shown

Semi-Annual Monitoring Report
May 2014 to October 2014
Page-Trowbridge Ranch Landfill, Pinal County, Arizona

SGD-MP 1,1-DCE and Methylene Chloride Concentration Trends

FIGURE **2n**

amec foster wheeler

Path: X:\Projects\2014 Projects\14201420025 PTRL 2015\MXD\Semi-Annual Reports\2015_1st_Semi-Annual\Figure2n.ai

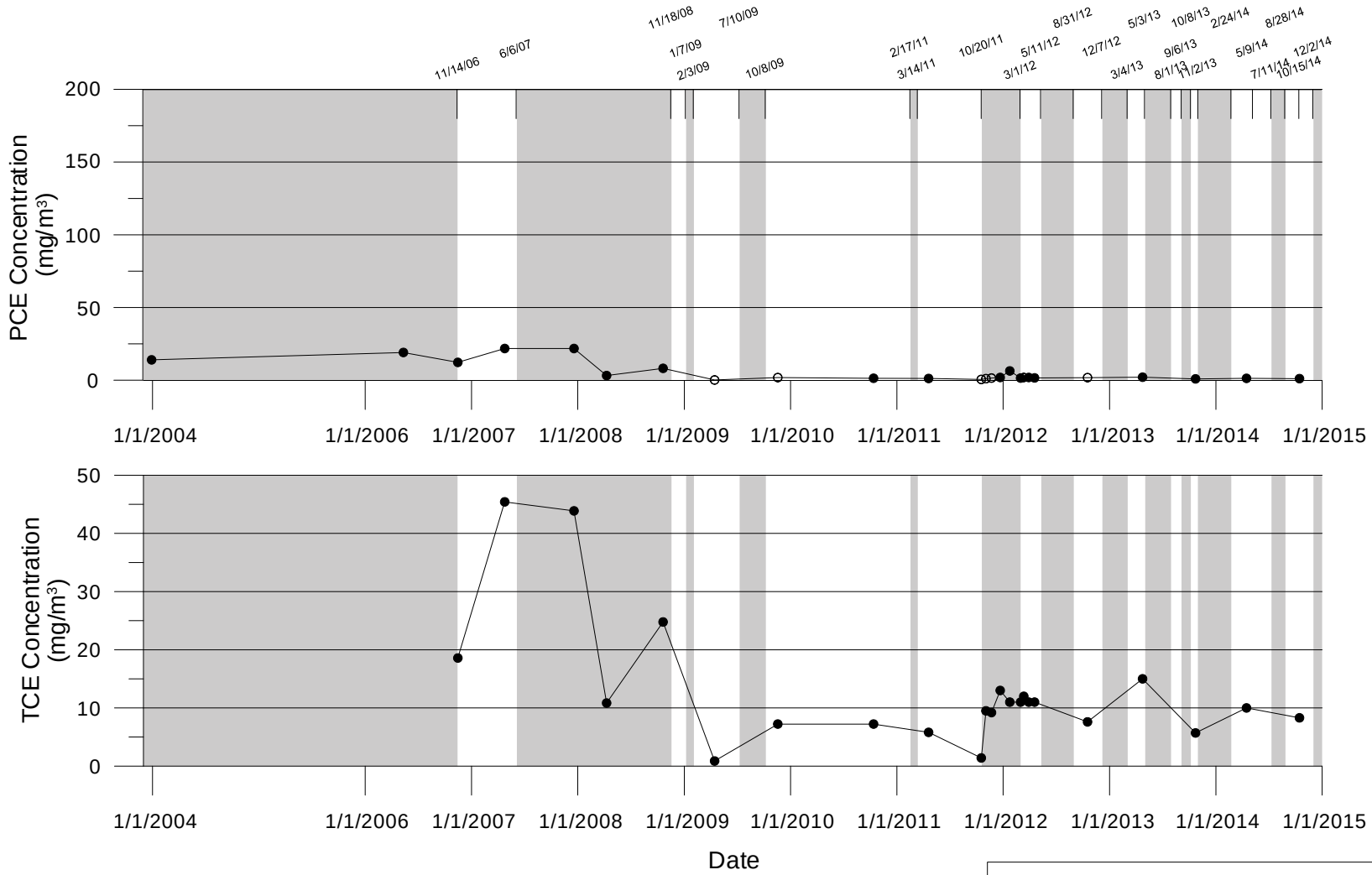

Note:

1. For field duplicates collected on 11/3/11, 11/22/11, 12/22/11, 1/24/12, and 3/12/12, concentrations from the original and duplicate sample were compared and the higher value is plotted.
2. A discontinuous line occurs where the constituent concentration was nondetect and the reporting limit was not provided.

Abbreviations:

PCE=	Tetrachloroethene
TCE=	Trichloroethene
mg =	milligrams
m =	meter

LEGEND

- ● Constituent concentration is above the reporting limit.
- ○ Non-detect is plotted as the reporting limit.
- Soil vapor extraction system was nonoperational.

Job No.:	14-2014-2025
PM:	JH
Date:	1/12/2015
Scale:	As Shown

Semi-Annual Monitoring Report
May 2014 to October 2014
Page-Trowbridge Ranch Landfill, Pinal County, Arizona

SGD-MP PCE and TCE Concentration Trends

FIGURE **2o**

amec foster wheeler

Path: X:\Projects\2014 Projects\14201420 25 PTRL 2015\MXD\Semi-Annual Reports\2015_1st_Semi-Annual\Figure2o.ai

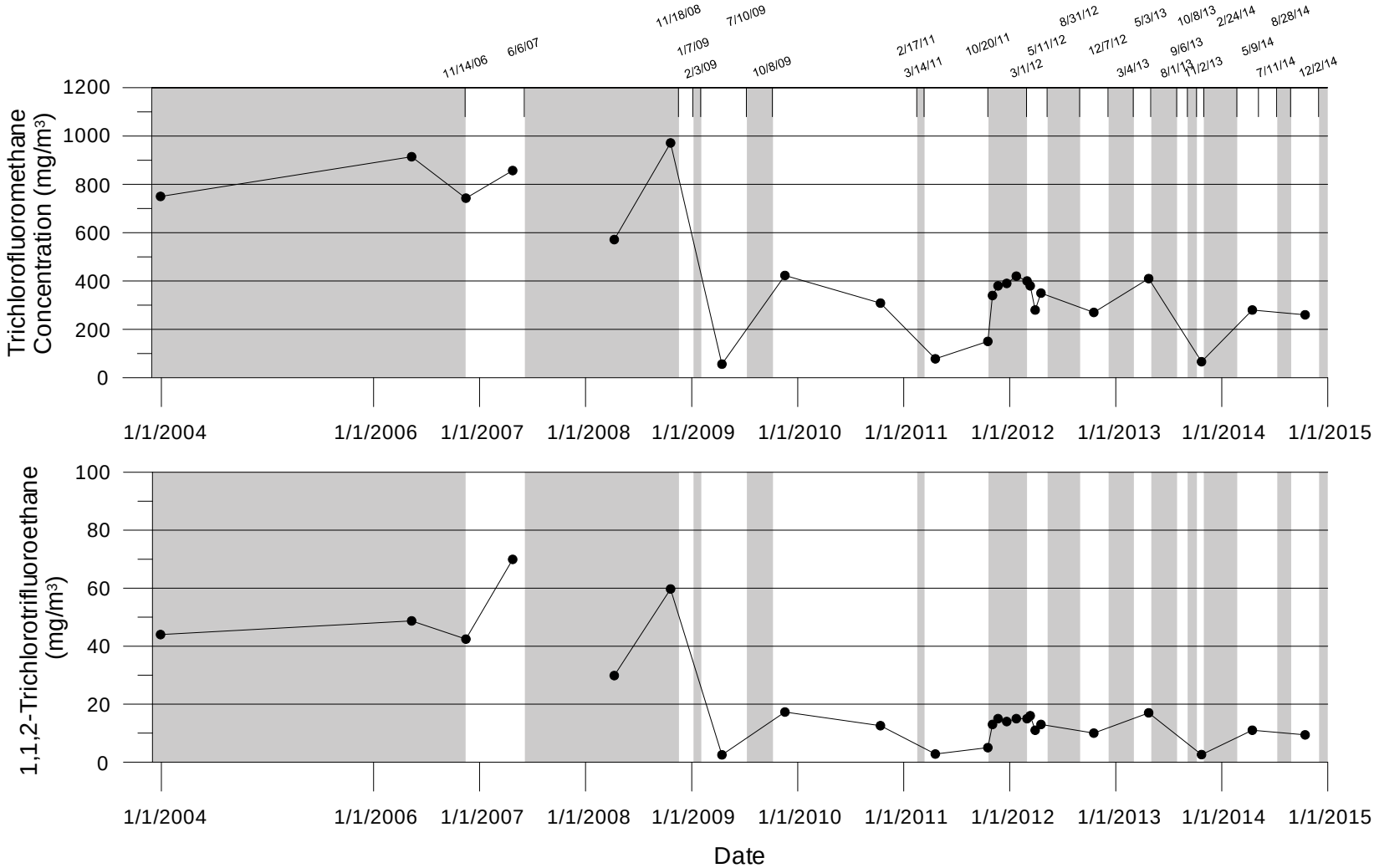

Note:

1. For field duplicates collected on 11/3/11, 11/22/11, 12/22/11, 1/24/12, and 3/29/12, concentrations from the original and duplicate sample were compared and the higher value is plotted.
2. A discontinuous line occurs where the constituent concentration was nondetect and the reporting limit was not provided.

Abbreviations:

mg = milligrams
m = meter

LEGEND

● Constituent concentration is above the reporting limit.

Soil vapor extraction system was nonoperational.

Job No.:	14-2014-2025
PM:	JH
Date:	1/12/2015
Scale:	As Shown

Semi-Annual Monitoring Report
May 2014 to October 2014
Page-Trowbridge Ranch Landfill, Pinal County, Arizona

SGD-MP Trichlorofluoromethane and 1,1,2-Trichlorotrifluoroethane Concentration Trends

FIGURE **2p**

amec foster wheeler

Path: X:\Projects\2014 Projects\14201420025 PTRL 2015\MXD\Semi-Annual Reports\2015_1st_Semi-Annual\Figure2p.ai

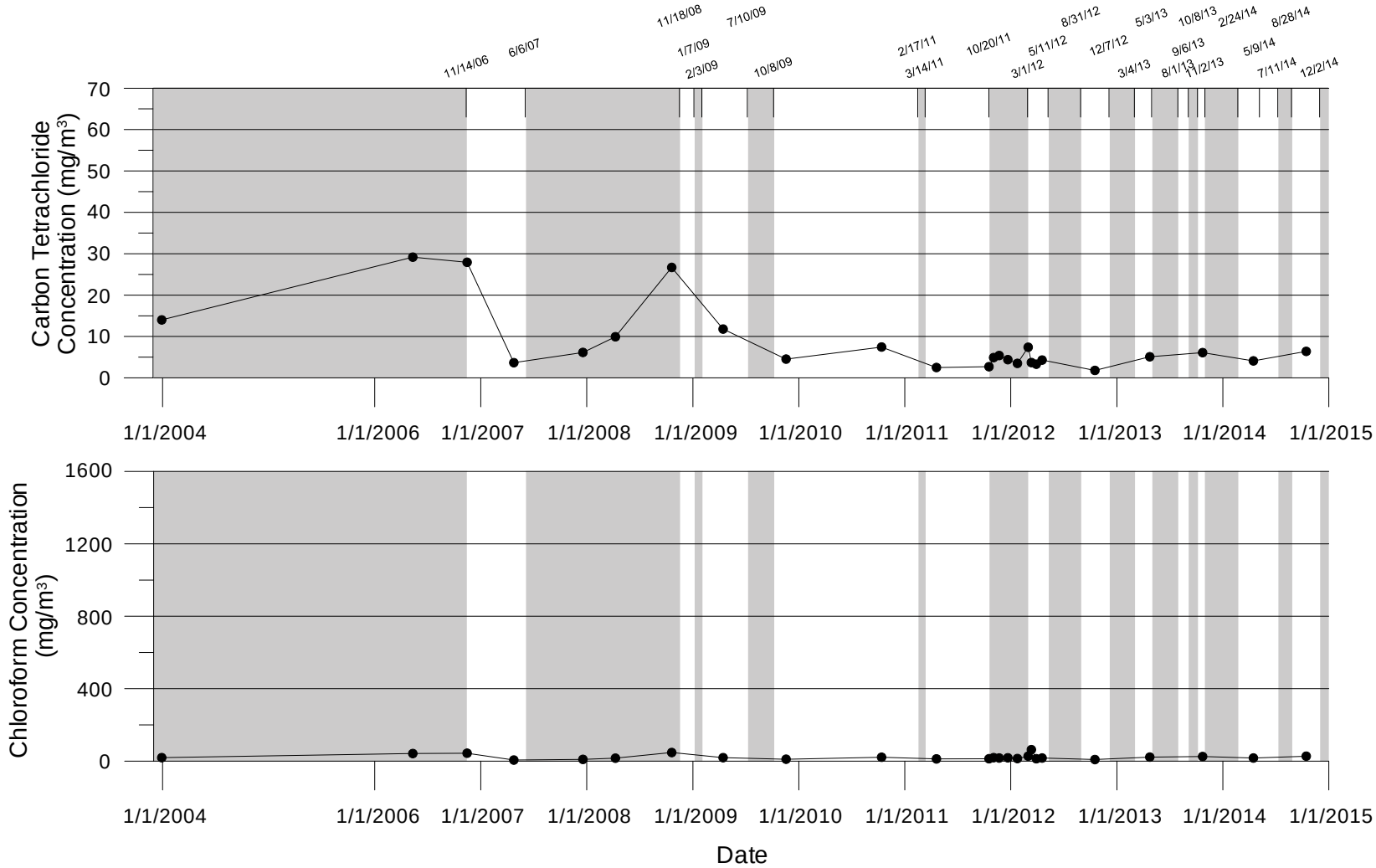

Note:

1. For field duplicates collected 4/20/11, concentrations from the original and duplicate sample were compared and the higher value is plotted.

Abbreviations:

mg = milligrams
m = meter

LEGEND

● Constituent concentration is above the reporting limit.

Soil vapor extraction system was nonoperational.

Job No.:	14-2014-2025
PM:	JH
Date:	1/12/2015
Scale:	As Shown

Semi-Annual Monitoring Report
May 2014 to October 2014
Page-Trowbridge Ranch Landfill, Pinal County, Arizona

SGD-DP Carbon Tetrachloride and Chloroform Concentration Trends

FIGURE **2q**

amec foster wheeler

Path: X:\Projects\2014 Projects\14201420 25 PTRL 2015\MXD\Semi-Annual Reports\2015_1st_Semi-Annual\Figure2q.ai

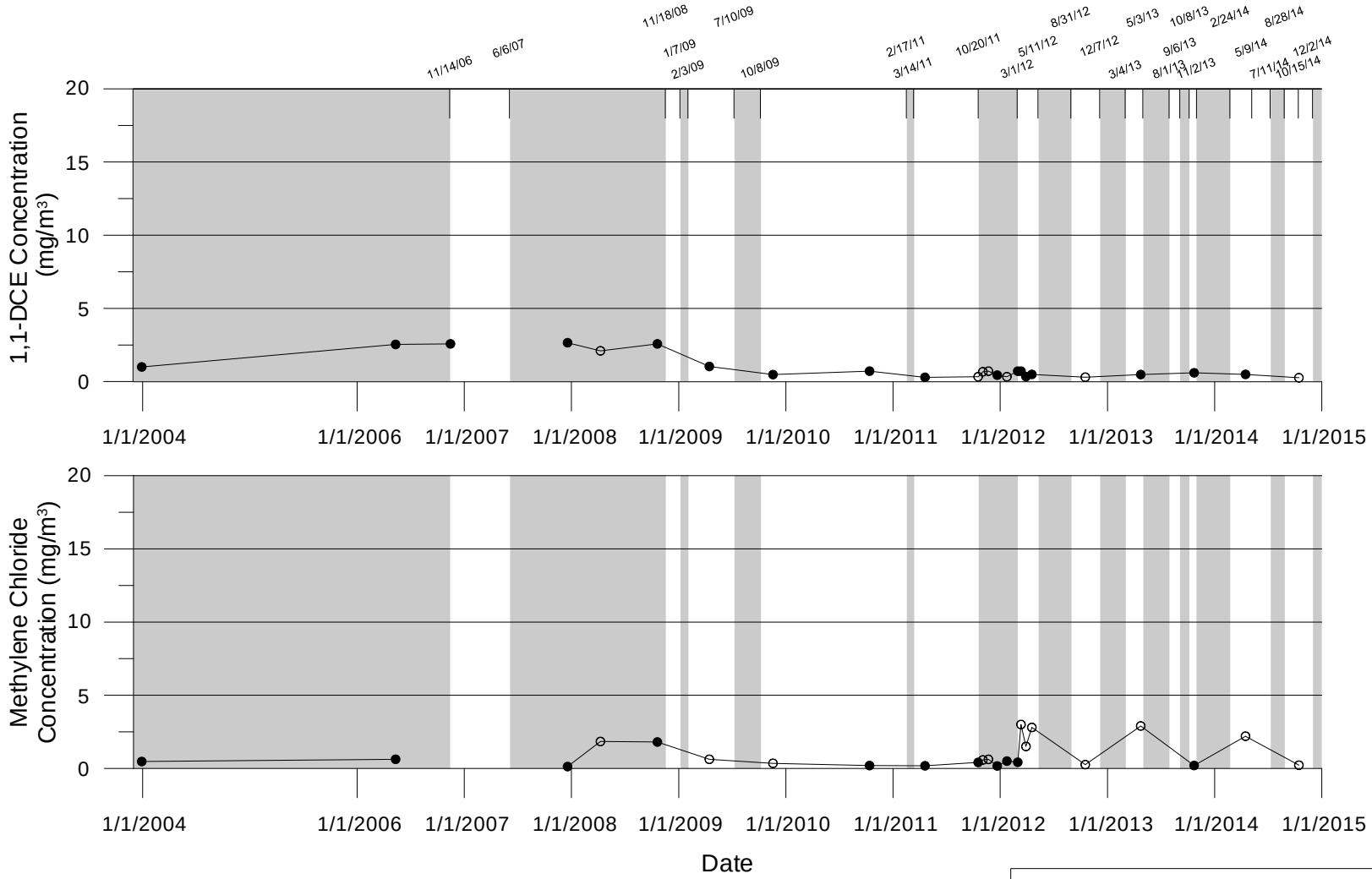

Note:

1. For field duplicates collected 4/20/11, concentrations from the original and duplicate sample were compared and the higher value is plotted.

Abbreviations:

1,1-DCE= 1,1 Dichloroethene
mg = milligrams
m = meter

LEGEND

- ● Constituent concentration is above the reporting limit.
- ○ Non-detect is plotted as the reporting limit.
- Soil vapor extraction system was nonoperational.

Job No.:	14-2014-2025
PM:	JH
Date:	1/12/2015
Scale:	As Shown

Semi-Annual Monitoring Report
May 2014 to October 2014
Page-Trowbridge Ranch Landfill, Pinal County, Arizona

SGD-DP 1,1-DCE and Methylene Chloride Concentration Trends

FIGURE **2r**

amec foster wheeler

Path: X:\Projects\2014 Projects\14-2014-2025 PTRL 2015\MXD\Semi-Annual Reports\2015_1st_Semi-Annual\Figure2r.ai

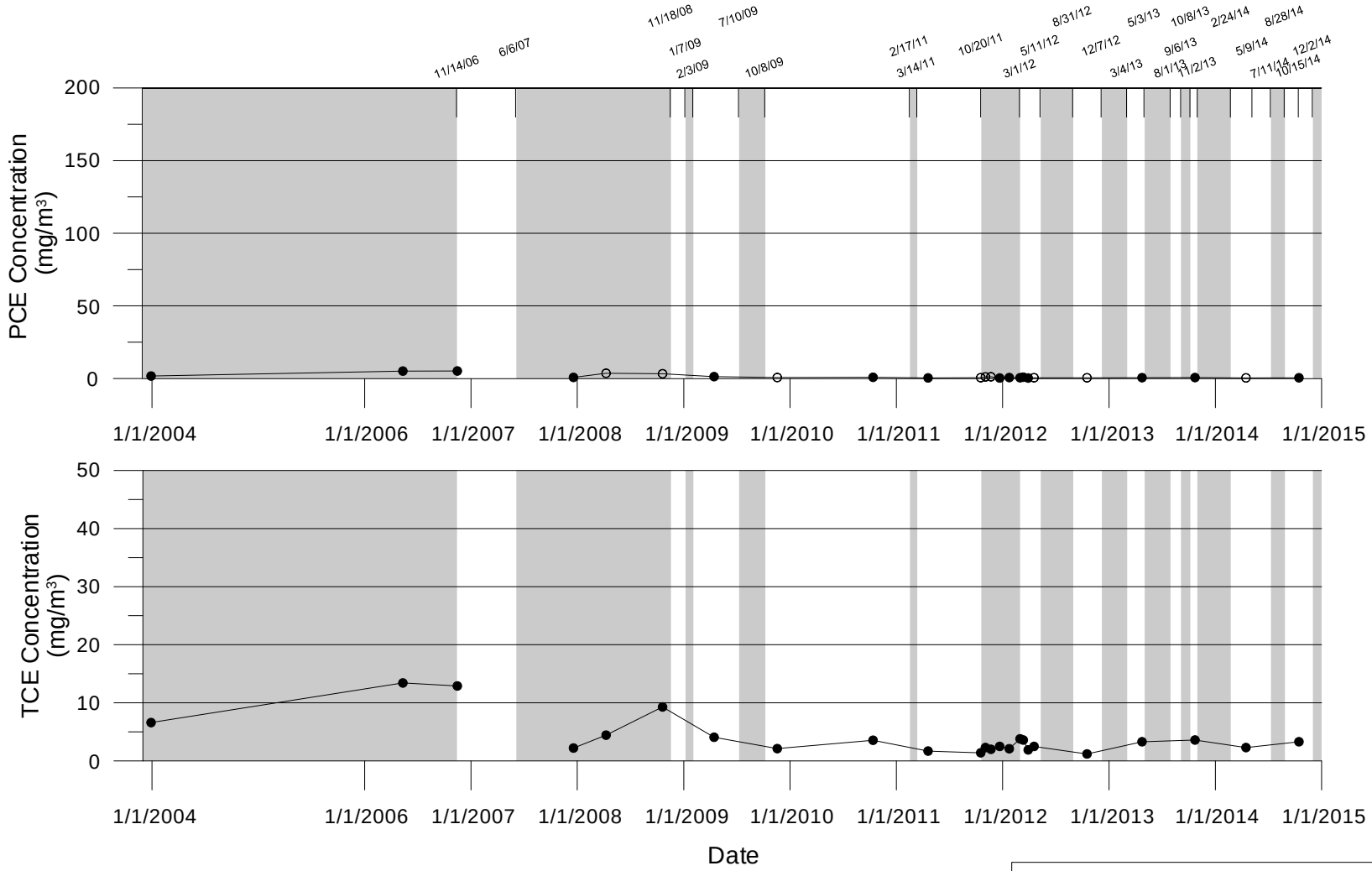

Note:

1. For field duplicates collected 4/20/11, concentrations from the original and duplicate sample were compared and the higher value is plotted.
2. A discontinuous line occurs where the constituent concentration was nondetect and the reporting limit was not provided.

Abbreviations:

PCE=	Tetrachloroethene
TCE=	Trichloroethene
mg =	milligrams
m =	meter

LEGEND

- ● Constituent concentration is above the reporting limit.
- ○ Non-detect is plotted as the reporting limit.
- Soil vapor extraction system was nonoperational.

Job No.:	14-2014-2025
PM:	JH
Date:	1/12/2015
Scale:	As Shown

Semi-Annual Monitoring Report
May 2014 to October 2014
Page-Trowbridge Ranch Landfill, Pinal County, Arizona

SGD-DP PCE and TCE Concentration Trends

FIGURE **2s**

amec foster wheeler

Path: X:\Projects\2014 Projects\14201420 25 PTRL 2015\MXD\Semi-Annual Reports\2015_1st_Semi-Annual\Figure2s.aj

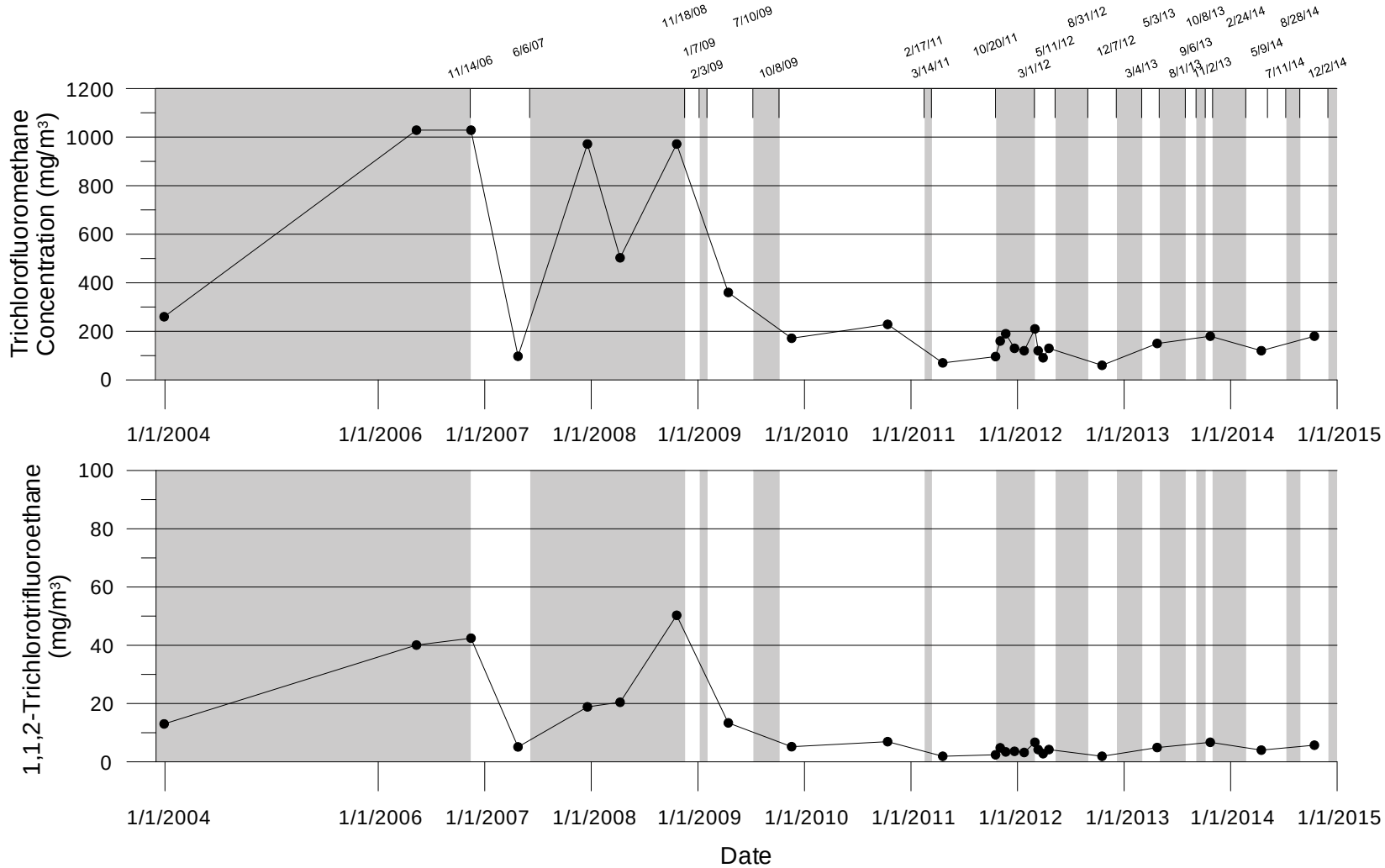

Note:

1. For field duplicates collected 4/20/11, concentrations from the original and duplicate sample were compared and the higher value is plotted.

Abbreviations:

mg = milligrams
m = meter

LEGEND

● Constituent concentration is above the reporting limit.

Soil vapor extraction system was nonoperational.

Job No.:	14-2014-2025
PM:	JH
Date:	1/12/2015
Scale:	As Shown

Semi-Annual Monitoring Report
May 2014 to October 2014
Page-Trowbridge Ranch Landfill, Pinal County, Arizona

SGD-DP Trichlorofluoromethane and 1,1,2-Trichlorotrifluoroethane Concentration Trends

FIGURE **2t**

amec foster wheeler

Path: X:\Projects\2014 Projects\14201420 25 PTRL 2015\MXD\Semi-Annual Reports\2015_1st_Semi-Annual\Figure2t.ai

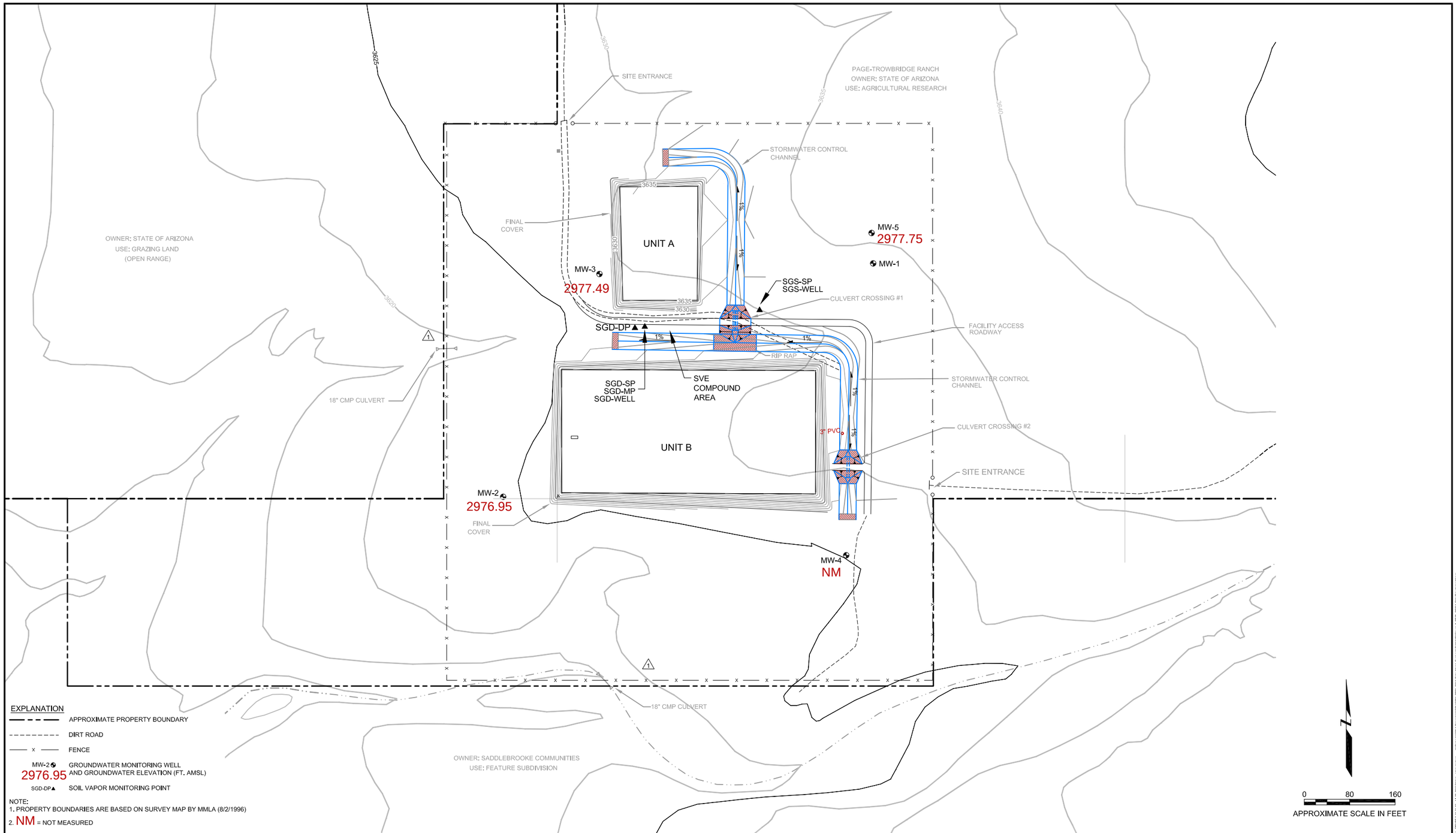

EXPLANATION

- APPROXIMATE PROPERTY BOUNDARY
- DIRT ROAD
- FENCE
- MW-2 2976.95 — GROUNDWATER MONITORING WELL AND GROUNDWATER ELEVATION (FT. AMSL)
- SGD-DP — SOIL VAPOR MONITORING POINT

NOTE:
1. PROPERTY BOUNDARIES ARE BASED ON SURVEY MAP BY MMLA (8/2/1996)
2. NM = NOT MEASURED

SOURCE: STEARNS, CONRAD AND SCHMIDT CONSULTING ENGINEERS, PHOENIX, ARIZONA DECEMBER 12, 1997.

REV	D	M	Y	ISSUE/REVISION DESCRIPTION	ENG.	APPR.
G						
F						
E						
D						
C						
B						
A						

Client Logo:

Client:
UNIVERSITY OF ARIZONA
P.O. BOX 210460
TUCSON, AZ. 85721-0460

Amec Foster Wheeler
4600 East Washington Street, Suite 600
Phoenix, Arizona 85034

DATUM: –
PROJECTION: –
DRAWN BY: APS
REVIEWED BY: MZ
ORIGINAL SCALE: AS SHOWN

PROJECT: PAGE - TROWBRIDGE RANCH LANDFILL (EPA ID AZ98066584)

TITLE: GROUNDWATER ELEVATIONS October 15, 2014

PROJECT NO.: 1420142025
REVISION NO. A
DATE: JANUARY 2015
DRAWING NO.: FIGURE 3
SHEET NO.: _ of _

ATTACHMENTS

(Provided on CD)

Attachment 1 – Laboratory Reports for June 2014 SVE Process Samples (CD only)

ORGANIC DATA ASSESSMENT SUMMARY

Project Information			
Project Name:	PTRL	Lab Name:	Air Toxics
Project Number:	1420112030	Lab Report Number:	14F0710
Reviewer's Signature:	Crystal Neirby	Number of Samples:	3 primary
Review Date:	1/13/2014	Matrix:	Air

Assessment Summary

Using the codes O, M, Z, and X described below, complete the table for a single quality control batch or sample delivery group. Identify comments by means of a footnote, e.g. M(2), describe in the space provided.

Method Name:	VOCs			
Method Number:	TO-15			
1. Preservation/hold times	O			
2. Blanks	O			
3. Surrogates	O			
4. Matrix spike/dup	NA			
5. Lab QC samples	M(1) X(1)			
6. Overall assessment	O			

Assessment Codes:

O = No quality controls (QC) problems were identified for these criteria.

M = The results are qualified due to QC problems. The quantitative results will be qualified with a QC flag indicating that the results are estimated due to error greater than specified in the method.

Z = The results are unacceptable due to gross QC problems. The results will be qualified as rejected (R).

X = QC problems were identified, but they do not affect the results, or the reviewer is not certain of the effect on the results; or supporting documentation or data is not present in the laboratory data package.

NA = Not applicable

Assessment Code	Description	Action Required
M(1)	The recoveries for the following compounds were greater than the control limit of 70 to 130 percent in the LCS/LCSD associated	The high recoveries equate to a possilbe high bias in the samples. Therefore, the results for the affected analytes that were detected in the

Assessment Code	Description	Action Required
	with analysis on 7/3/2014: Freon 113, 1,1-dichloroethene, hexane, 2-butanone, cis-1,2-dichloroethene, and 2,2,4-trimethylpentane.	associated samples are qualified as estimated and flagged with a “J”. Non-detected results are not qualified.
X(1)	The recoveries for chloromethane were greater than the control limit of 70 to 130 percent in the LCS/LCSD associated with analysis on 7/7/2014.	The high recovery equates to a high bias in the sample and chloromethane was not detected in the sample. Therefore, results are not affected and are not qualified.

July 21, 2014

Lloyd Wundrock
University of Arizona- Risk Management Services
PO Box 210300, RM B 235
Tucson, AZ 85721

TEL (520) 621-1590
FAX (520) 621-3706

Work Order No.: 14F0710

RE: Page Ranch - SVE Carbon Vapor

Dear Lloyd Wundrock,

Turner Laboratories, Inc. received 3 sample(s) on 06/23/2014 for the analyses presented in the following report.

All results are intended to be considered in their entirety, and Turner Laboratories, Inc. is not responsible for use of less than the complete report. Results apply only to the samples analyzed. Samples will be disposed of 30 days after issue of our report unless special arrangements are made.

The pages that follow may contain sensitive, privileged or confidential information intended solely for the addressee named above. If you receive this message and are not the agent or employee of the addressee, this communication has been sent in error. Please do not disseminate or copy any of the attached and notify the sender immediately by telephone. Please also return the attached sheet(s) to the sender by mail.

Please call if you have any questions.

Respectfully submitted,

Turner Laboratories, Inc.
ADHS License AZ0066

Terri L. Garcia

Terri Garcia
Technical Director

Client: University of Arizona- Risk Management Servic
Project: Page Ranch - SVE Carbon Vapor
Work Order: 14F0710
Date Received: 06/23/2014

Work Order Sample Summary

Lab Sample ID	Client Sample ID	Matrix	Collection Date/Time
14F0710-01	Inlet 30925	Air and Emissions	06/23/2014 0945
14F0710-02	In Between 36464	Air and Emissions	06/23/2014 0950
14F0710-03	Exhaust 37311	Air and Emissions	06/23/2014 0955

Client: University of Arizona- Risk Management Services
Project: Page Ranch - SVE Carbon Vapor
Work Order: 14F0710
Date Received: 06/23/2014

Case Narrative

The TO-15 analyses were performed by Air Toxics, LTD. in Folsom, CA.

eurofins | Air Toxics

14F0710

Sample Transportation Notice
Relinquishing signature on this document indicates that sample is being shipped in compliance with all applicable local, State, Federal, national, and international laws, regulations and ordinances of any kind. Air Toxics Limited assumes no liability with respect to the collection, handling or shipping of these samples. Relinquishing signature also indicates agreement to hold harmless, defend, and indemnify Air Toxics Limited against any claim, demand, or action, of any kind, related to the collection, handling, or shipping of samples. D.O.T. Hotline (800) 467-4922

180 BLUE RAVINE ROAD, SUITE
FOLSOM, CA 95630-4719
(916) 985-1000 FAX (916) 985-10

Page 1 of

Project Manager LLOYD M. WUNDROCK
Collected by: (Print and Sign) AS ABOVE
Company Y of 4 Email
Address City State AZ Zip
Phone Fax

Project Info:
P.O. #
Project # PTRL
Project Name CARBON VAPOR

Turn Around Time:
☒ Normal
☐ Rush
specify

Lab Use Only
Pressurized by:
Date:
Pressurization Gas: N_2 He

Lab I.D.	Field Sample I.D. (Location)	Can #	Date of Collection	Time of Collection	Analyses Requested	Canister Pressure/Vacuum Initial	Final	Receipt	Final (psi)
	INLET 30925	3777	06-23-14	0945 hrs		-27" Hg	-2" Hg		
	IN BETWEEN 36464	03855	"	0950 hrs		-27" Hg	-2" Hg		
	EXHAUST 37311	03495	"	0955 hrs		-26" Hg	-3" Hg		

Relinquished by: (signature) Date/Time	Received by: (signature) Date/Time
L M Wundrock 06-23-2014	6/23/14 1157
Relinquished by: (signature) Date/Time	Received by: (signature) Date/Time
Relinquished by: (signature) Date/Time	Received by: (signature) Date/Time

Notes: 32.5°C NEW CARBON ON 06-18-2014

Lab Use Only	Shipper Name	Air Bill #	Temp (°C)	Condition	Custody Seals Intact?	Work Order #
					Yes No None	

Form 1293 rev.11

WEST PRINTING & GRAPHICS (818) 704-6000

eurofins | Air Toxics

7/9/2014
Ms. Nancy Turner
Turner Laboratories, Inc.
2445 North Coyote Drive
Suite 104
Tucson AZ 85745

Project Name: CARBON VAPOR
Project #: PTRL
Workorder #: 1406479

Dear Ms. Nancy Turner

The following report includes the data for the above referenced project for sample(s) received on 6/24/2014 at Air Toxics Ltd.

The data and associated QC analyzed by TO-15 are compliant with the project requirements or laboratory criteria with the exception of the deviations noted in the attached case narrative.

Thank you for choosing Air Toxics Ltd. for your air analysis needs. Air Toxics Ltd. is committed to providing accurate data of the highest quality. Please feel free to contact the Project Manager: Kyle Vagadori at 916-985-1000 if you have any questions regarding the data in this report.

Regards,

Kyle Vagadori

Project Manager

eurofins | Air Toxics

WORK ORDER #: 1406479

Work Order Summary

CLIENT:	Ms. Nancy Turner Turner Laboratories, Inc. 2445 North Coyote Drive Suite 104 Tucson, AZ 85745	**BILL TO:**	Ms. Nancy Turner Turner Laboratories, Inc. 2445 North Coyote Drive Suite 104 Tucson, AZ 85745
PHONE:	520-882-5880	**P.O. #**	
FAX:	520-882-9788	**PROJECT #**	PTRL CARBON VAPOR
DATE RECEIVED:	06/24/2014	**CONTACT:**	Kyle Vagadori
DATE COMPLETED:	07/09/2014		

FRACTION #	NAME	TEST	RECEIPT VAC./PRES.	FINAL PRESSURE
01A	INLET 30925	TO-15	6.1 "Hg	15 psi
02A	IN BETWEEN 36464	TO-15	6.7 "Hg	14.8 psi
03A	EXHAUST 37311	TO-15	8 "Hg	15 psi
04A	Lab Blank	TO-15	NA	NA
04B	Lab Blank	TO-15	NA	NA
05A	CCV	TO-15	NA	NA
05B	CCV	TO-15	NA	NA
06A	LCS	TO-15	NA	NA
06AA	LCSD	TO-15	NA	NA
06B	LCS	TO-15	NA	NA
06BB	LCSD	TO-15	NA	NA

CERTIFIED BY: Heidi Hayes

Technical Director

DATE: 07/09/14

Certification numbers: AZ Licensure AZ0775, CA NELAP - 12282CA, NJ NELAP - CA016, NY NELAP - 11291, TX NELAP - T104704434-13-6, UT NELAP CA009332013-4, VA NELAP - 460197, WA NELAP - C935
Name of Accrediting Agency: NELAP/ORELAP (Oregon Environmental Laboratory Accreditation Program)
Accreditation number: CA300005, Effective date: 10/18/2013, Expiration date: 10/17/2014.
Eurofins Air Toxics Inc.. certifies that the test results contained in this report meet all requirements of the NELAC standards

This report shall not be reproduced, except in full, without the written approval of Eurofins Air Toxics, Inc.

180 BLUE RAVINE ROAD, SUITE B FOLSOM, CA - 9563
(916) 985-1000 . (800) 985-5955 . FAX (916) 985-1020

LABORATORY NARRATIVE
EPA Method TO-15
Turner Laboratories, Inc.
Workorder# 1406479

Three 1 Liter Summa Canister samples were received on June 24, 2014. The laboratory performed analysis via EPA Method TO-15 using GC/MS in the full scan mode.

This workorder was independently validated prior to submittal using 'USEPA National Functional Guidelines' as generally applied to the analysis of volatile organic compounds in air. A rules-based, logic driven, independent validation engine was employed to assess completeness, evaluate pass/fail of relevant project quality control requirements and verification of all quantified amounts.

Receiving Notes

The Chain of Custody (COC) was not relinquished properly. A signature and date were not provided by the field sampler.

Analytical Notes

All Quality Control Limit exceedances and affected sample results are noted by flags. Each flag is defined at the bottom of this Case Narrative and on each Sample Result Summary page.

Dilution was performed on samples INLET 30925 and IN BETWEEN 36464 due to the presence of high level target species.

Definition of Data Qualifying Flags

Eight qualifiers may have been used on the data analysis sheets and indicates as follows:

B - Compound present in laboratory blank greater than reporting limit (background subtraction not performed).
J - Estimated value.
E - Exceeds instrument calibration range.
S - Saturated peak.
Q - Exceeds quality control limits.
U - Compound analyzed for but not detected above the reporting limit, LOD, or MDL value. See data page for project specific U-flag definition.
UJ- Non-detected compound associated with low bias in the CCV
N - The identification is based on presumptive evidence.

File extensions may have been used on the data analysis sheets and indicates as follows:
a-File was requantified
b-File was quantified by a second column and detector
r1-File was requantified for the purpose of reissue

eurofins | Air Toxics

Summary of Detected Compounds
EPA METHOD TO-15 GC/MS

Client Sample ID: INLET 30925

Lab ID#: 1406479-01A

Compound	Rpt. Limit (ppbv)	Amount (ppbv)	Rpt. Limit (ug/m3)	Amount (ug/m3)
Freon 12	64	700	310	3500
Freon 11	64	19000	360	110000
Ethanol	250	4000	480	7500
Freon 113	64	1200	490	9100
1,1-Dichloroethene	64	240	250	970
Methylene Chloride	64	220	220	760
1,1-Dichloroethane	64	65	260	260
Chloroform	64	47000	310	230000
1,1,1-Trichloroethane	64	74	350	400
Carbon Tetrachloride	64	1400	400	9000
1,2-Dichloroethane	64	820	260	3300
Trichloroethene	64	960	340	5200
1,2-Dichloropropane	64	110	290	520
Toluene	64	170	240	650
Tetrachloroethene	64	500	430	3400
m,p-Xylene	64	150	280	650
o-Xylene	64	98	280	430
4-Ethyltoluene	64	320	310	1600
1,3,5-Trimethylbenzene	64	120	310	590
1,2,4-Trimethylbenzene	64	350	310	1700

Client Sample ID: IN BETWEEN 36464

Lab ID#: 1406479-02A

Compound	Rpt. Limit (ppbv)	Amount (ppbv)	Rpt. Limit (ug/m3)	Amount (ug/m3)
Freon 12	26	380	130	1900
Freon 11	26	6800	140	38000
Freon 113	26	190	200	1400
1,1-Dichloroethene	26	26	100	100
1,1-Dichloroethane	26	72	100	290
Chloroform	26	7800	130	38000

eurofins | Air Toxics

Summary of Detected Compounds
EPA METHOD TO-15 GC/MS FULL SCAN

Client Sample ID: EXHAUST 37311

Lab ID#: 1406479-03A

Compound	Rpt. Limit (ppbv)	Amount (ppbv)	Rpt. Limit (ug/m3)	Amount (ug/m3)
Ethanol	5.5	19	10	36
Tetrahydrofuran	1.4	2.5	4.1	7.4
Chloroform	1.4	4.2	6.7	21
Toluene	1.4	14	5.2	53
Ethyl Benzene	1.4	1.5	6.0	6.4
m,p-Xylene	1.4	3.3	6.0	14
1,2,4-Trimethylbenzene	1.4	1.4	6.8	6.9

eurofins | Air Toxics

Client Sample ID: INLET 30925

Lab ID#: 1406479-01A

EPA METHOD TO-15 GC/MS

File Name:	**14070719**	**Date of Collection:**	**6/23/14 9:45:00 AM**
Dil. Factor:	**12.7**	**Date of Analysis:**	**7/7/14 06:59 PM**

Compound	Rpt. Limit (ppbv)	Amount (ppbv)	Rpt. Limit (ug/m3)	Amount (ug/m3)
Freon 12	64	700	310	3500
Freon 114	64	Not Detected	440	Not Detected
Chloromethane	250	Not Detected	520	Not Detected
Vinyl Chloride	64	Not Detected	160	Not Detected
1,3-Butadiene	64	Not Detected	140	Not Detected
Bromomethane	64	Not Detected	250	Not Detected
Chloroethane	250	Not Detected	670	Not Detected
Freon 11	64	19000	360	110000
Ethanol	250	4000	480	7500
Freon 113	64	1200	490	9100
1,1-Dichloroethene	64	240	250	970
Acetone	250	Not Detected	600	Not Detected
2-Propanol	250	Not Detected	620	Not Detected
Carbon Disulfide	64	Not Detected	200	Not Detected
3-Chloropropene	250	Not Detected	800	Not Detected
Methylene Chloride	64	220	220	760
Methyl tert-butyl ether	64	Not Detected	230	Not Detected
trans-1,2-Dichloroethene	64	Not Detected	250	Not Detected
Hexane	64	Not Detected	220	Not Detected
1,1-Dichloroethane	64	65	260	260
2-Butanone (Methyl Ethyl Ketone)	250	Not Detected	750	Not Detected
cis-1,2-Dichloroethene	64	Not Detected	250	Not Detected
Tetrahydrofuran	64	Not Detected	190	Not Detected
Chloroform	64	47000	310	230000
1,1,1-Trichloroethane	64	74	350	400
Cyclohexane	64	Not Detected	220	Not Detected
Carbon Tetrachloride	64	1400	400	9000
2,2,4-Trimethylpentane	64	Not Detected	300	Not Detected
Benzene	64	Not Detected	200	Not Detected
1,2-Dichloroethane	64	820	260	3300
Heptane	64	Not Detected	260	Not Detected
Trichloroethene	64	960	340	5200
1,2-Dichloropropane	64	110	290	520
1,4-Dioxane	250	Not Detected	920	Not Detected
Bromodichloromethane	64	Not Detected	420	Not Detected
cis-1,3-Dichloropropene	64	Not Detected	290	Not Detected
4-Methyl-2-pentanone	64	Not Detected	260	Not Detected
Toluene	64	170	240	650
trans-1,3-Dichloropropene	64	Not Detected	290	Not Detected
1,1,2-Trichloroethane	64	Not Detected	350	Not Detected
Tetrachloroethene	64	500	430	3400
2-Hexanone	250	Not Detected	1000	Not Detected

eurofins | Air Toxics

Client Sample ID: INLET 30925

Lab ID#: 1406479-01A

EPA METHOD TO-15 GC/MS

File Name:	**14070719**	**Date of Collection:**	**6/23/14 9:45:00 AM**
Dil. Factor:	**12.7**	**Date of Analysis:**	**7/7/14 06:59 PM**

Compound	Rpt. Limit (ppbv)	Amount (ppbv)	Rpt. Limit (ug/m3)	Amount (ug/m3)
Dibromochloromethane	64	Not Detected	540	Not Detected
1,2-Dibromoethane (EDB)	64	Not Detected	490	Not Detected
Chlorobenzene	64	Not Detected	290	Not Detected
Ethyl Benzene	64	Not Detected	280	Not Detected
m,p-Xylene	64	150	280	650
o-Xylene	64	98	280	430
Styrene	64	Not Detected	270	Not Detected
Bromoform	64	Not Detected	660	Not Detected
Cumene	64	Not Detected	310	Not Detected
1,1,2,2-Tetrachloroethane	64	Not Detected	440	Not Detected
Propylbenzene	64	Not Detected	310	Not Detected
4-Ethyltoluene	64	320	310	1600
1,3,5-Trimethylbenzene	64	120	310	590
1,2,4-Trimethylbenzene	64	350	310	1700
1,3-Dichlorobenzene	64	Not Detected	380	Not Detected
1,4-Dichlorobenzene	64	Not Detected	380	Not Detected
alpha-Chlorotoluene	64	Not Detected	330	Not Detected
1,2-Dichlorobenzene	64	Not Detected	380	Not Detected
1,2,4-Trichlorobenzene	250	Not Detected	1900	Not Detected
Hexachlorobutadiene	250	Not Detected	2700	Not Detected

Container Type: 1 Liter Summa Canister

Surrogates	%Recovery	Method Limits
1,2-Dichloroethane-d4	121	70-130
Toluene-d8	99	70-130
4-Bromofluorobenzene	98	70-130

eurofins | Air Toxics

Client Sample ID: IN BETWEEN 36464

Lab ID#: 1406479-02A

EPA METHOD TO-15 GC/MS FULL SCAN

File Name:	**p070312**	**Date of Collection:**	**6/23/14 9:50:00 AM**
Dil. Factor:	**51.7**	**Date of Analysis:**	**7/3/14 03:37 PM**

Compound	Rpt. Limit (ppbv)	Amount (ppbv)	Rpt. Limit (ug/m3)	Amount (ug/m3)
Freon 12	26	380	130	1900
Freon 114	26	Not Detected	180	Not Detected
Chloromethane	260	Not Detected	530	Not Detected
Vinyl Chloride	26	Not Detected	66	Not Detected
1,3-Butadiene	26	Not Detected	57	Not Detected
Bromomethane	260	Not Detected	1000	Not Detected
Chloroethane	100	Not Detected	270	Not Detected
Freon 11	26	6800	140	38000
Ethanol	100	Not Detected	190	Not Detected
Freon 113	26	190	200	1400
1,1-Dichloroethene	26	26	100	100
Acetone	260	Not Detected	610	Not Detected
2-Propanol	100	Not Detected	250	Not Detected
Carbon Disulfide	100	Not Detected	320	Not Detected
3-Chloropropene	100	Not Detected	320	Not Detected
Methylene Chloride	260	Not Detected	900	Not Detected
Methyl tert-butyl ether	26	Not Detected	93	Not Detected
trans-1,2-Dichloroethene	26	Not Detected	100	Not Detected
Hexane	26	Not Detected	91	Not Detected
1,1-Dichloroethane	26	72	100	290
2-Butanone (Methyl Ethyl Ketone)	100	Not Detected	300	Not Detected
cis-1,2-Dichloroethene	26	Not Detected	100	Not Detected
Tetrahydrofuran	26	Not Detected	76	Not Detected
Chloroform	26	7800	130	38000
1,1,1-Trichloroethane	26	Not Detected	140	Not Detected
Cyclohexane	26	Not Detected	89	Not Detected
Carbon Tetrachloride	26	Not Detected	160	Not Detected
2,2,4-Trimethylpentane	26	Not Detected	120	Not Detected
Benzene	26	Not Detected	82	Not Detected
1,2-Dichloroethane	26	Not Detected	100	Not Detected
Heptane	26	Not Detected	100	Not Detected
Trichloroethene	26	Not Detected	140	Not Detected
1,2-Dichloropropane	26	Not Detected	120	Not Detected
1,4-Dioxane	100	Not Detected	370	Not Detected
Bromodichloromethane	26	Not Detected	170	Not Detected
cis-1,3-Dichloropropene	26	Not Detected	120	Not Detected
4-Methyl-2-pentanone	26	Not Detected	100	Not Detected
Toluene	26	Not Detected	97	Not Detected
trans-1,3-Dichloropropene	26	Not Detected	120	Not Detected
1,1,2-Trichloroethane	26	Not Detected	140	Not Detected
Tetrachloroethene	26	Not Detected	180	Not Detected
2-Hexanone	100	Not Detected	420	Not Detected

eurofins | Air Toxics

Client Sample ID: IN BETWEEN 36464

Lab ID#: 1406479-02A

EPA METHOD TO-15 GC/MS FULL SCAN

File Name:	**p070312**	**Date of Collection:**	**6/23/14 9:50:00 AM**
Dil. Factor:	**51.7**	**Date of Analysis:**	**7/3/14 03:37 PM**

Compound	Rpt. Limit (ppbv)	Amount (ppbv)	Rpt. Limit (ug/m3)	Amount (ug/m3)
Dibromochloromethane	26	Not Detected	220	Not Detected
1,2-Dibromoethane (EDB)	26	Not Detected	200	Not Detected
Chlorobenzene	26	Not Detected	120	Not Detected
Ethyl Benzene	26	Not Detected	110	Not Detected
m,p-Xylene	26	Not Detected	110	Not Detected
o-Xylene	26	Not Detected	110	Not Detected
Styrene	26	Not Detected	110	Not Detected
Bromoform	26	Not Detected	270	Not Detected
Cumene	26	Not Detected	130	Not Detected
1,1,2,2-Tetrachloroethane	26	Not Detected	180	Not Detected
Propylbenzene	26	Not Detected	130	Not Detected
4-Ethyltoluene	26	Not Detected	130	Not Detected
1,3,5-Trimethylbenzene	26	Not Detected	130	Not Detected
1,2,4-Trimethylbenzene	26	Not Detected	130	Not Detected
1,3-Dichlorobenzene	26	Not Detected	160	Not Detected
1,4-Dichlorobenzene	26	Not Detected	160	Not Detected
alpha-Chlorotoluene	26	Not Detected	130	Not Detected
1,2-Dichlorobenzene	26	Not Detected	160	Not Detected
1,2,4-Trichlorobenzene	100	Not Detected	770	Not Detected
Hexachlorobutadiene	100	Not Detected	1100	Not Detected

Container Type: 1 Liter Summa Canister

Surrogates	%Recovery	Method Limits
Toluene-d8	97	70-130
1,2-Dichloroethane-d4	92	70-130
4-Bromofluorobenzene	97	70-130

eurofins | Air Toxics

Client Sample ID: EXHAUST 37311

Lab ID#: 1406479-03A

EPA METHOD TO-15 GC/MS FULL SCAN

File Name:	**p070311**	**Date of Collection:**	**6/23/14 9:55:00 AM**
Dil. Factor:	**2.76**	**Date of Analysis:**	**7/3/14 03:11 PM**

Compound	Rpt. Limit (ppbv)	Amount (ppbv)	Rpt. Limit (ug/m3)	Amount (ug/m3)
Freon 12	1.4	Not Detected	6.8	Not Detected
Freon 114	1.4	Not Detected	9.6	Not Detected
Chloromethane	14	Not Detected	28	Not Detected
Vinyl Chloride	1.4	Not Detected	3.5	Not Detected
1,3-Butadiene	1.4	Not Detected	3.0	Not Detected
Bromomethane	14	Not Detected	54	Not Detected
Chloroethane	5.5	Not Detected	14	Not Detected
Freon 11	1.4	Not Detected	7.8	Not Detected
Ethanol	5.5	19	10	36
Freon 113	1.4	Not Detected	10	Not Detected
1,1-Dichloroethene	1.4	Not Detected	5.5	Not Detected
Acetone	14	Not Detected	33	Not Detected
2-Propanol	5.5	Not Detected	14	Not Detected
Carbon Disulfide	5.5	Not Detected	17	Not Detected
3-Chloropropene	5.5	Not Detected	17	Not Detected
Methylene Chloride	14	Not Detected	48	Not Detected
Methyl tert-butyl ether	1.4	Not Detected	5.0	Not Detected
trans-1,2-Dichloroethene	1.4	Not Detected	5.5	Not Detected
Hexane	1.4	Not Detected	4.9	Not Detected
1,1-Dichloroethane	1.4	Not Detected	5.6	Not Detected
2-Butanone (Methyl Ethyl Ketone)	5.5	Not Detected	16	Not Detected
cis-1,2-Dichloroethene	1.4	Not Detected	5.5	Not Detected
Tetrahydrofuran	1.4	2.5	4.1	7.4
Chloroform	1.4	4.2	6.7	21
1,1,1-Trichloroethane	1.4	Not Detected	7.5	Not Detected
Cyclohexane	1.4	Not Detected	4.8	Not Detected
Carbon Tetrachloride	1.4	Not Detected	8.7	Not Detected
2,2,4-Trimethylpentane	1.4	Not Detected	6.4	Not Detected
Benzene	1.4	Not Detected	4.4	Not Detected
1,2-Dichloroethane	1.4	Not Detected	5.6	Not Detected
Heptane	1.4	Not Detected	5.6	Not Detected
Trichloroethene	1.4	Not Detected	7.4	Not Detected
1,2-Dichloropropane	1.4	Not Detected	6.4	Not Detected
1,4-Dioxane	5.5	Not Detected	20	Not Detected
Bromodichloromethane	1.4	Not Detected	9.2	Not Detected
cis-1,3-Dichloropropene	1.4	Not Detected	6.3	Not Detected
4-Methyl-2-pentanone	1.4	Not Detected	5.6	Not Detected
Toluene	1.4	14	5.2	53
trans-1,3-Dichloropropene	1.4	Not Detected	6.3	Not Detected
1,1,2-Trichloroethane	1.4	Not Detected	7.5	Not Detected
Tetrachloroethene	1.4	Not Detected	9.4	Not Detected
2-Hexanone	5.5	Not Detected	23	Not Detected

eurofins | Air Toxics

Client Sample ID: EXHAUST 37311

Lab ID#: 1406479-03A

EPA METHOD TO-15 GC/MS FULL SCAN

File Name:	**p070311**	**Date of Collection:**	**6/23/14 9:55:00 AM**
Dil. Factor:	**2.76**	**Date of Analysis:**	**7/3/14 03:11 PM**

Compound	Rpt. Limit (ppbv)	Amount (ppbv)	Rpt. Limit (ug/m3)	Amount (ug/m3)
Dibromochloromethane	1.4	Not Detected	12	Not Detected
1,2-Dibromoethane (EDB)	1.4	Not Detected	11	Not Detected
Chlorobenzene	1.4	Not Detected	6.4	Not Detected
Ethyl Benzene	1.4	1.5	6.0	6.4
m,p-Xylene	1.4	3.3	6.0	14
o-Xylene	1.4	Not Detected	6.0	Not Detected
Styrene	1.4	Not Detected	5.9	Not Detected
Bromoform	1.4	Not Detected	14	Not Detected
Cumene	1.4	Not Detected	6.8	Not Detected
1,1,2,2-Tetrachloroethane	1.4	Not Detected	9.5	Not Detected
Propylbenzene	1.4	Not Detected	6.8	Not Detected
4-Ethyltoluene	1.4	Not Detected	6.8	Not Detected
1,3,5-Trimethylbenzene	1.4	Not Detected	6.8	Not Detected
1,2,4-Trimethylbenzene	1.4	1.4	6.8	6.9
1,3-Dichlorobenzene	1.4	Not Detected	8.3	Not Detected
1,4-Dichlorobenzene	1.4	Not Detected	8.3	Not Detected
alpha-Chlorotoluene	1.4	Not Detected	7.1	Not Detected
1,2-Dichlorobenzene	1.4	Not Detected	8.3	Not Detected
1,2,4-Trichlorobenzene	5.5	Not Detected	41	Not Detected
Hexachlorobutadiene	5.5	Not Detected	59	Not Detected

Container Type: 1 Liter Summa Canister

Surrogates	%Recovery	Method Limits
Toluene-d8	99	70-130
1,2-Dichloroethane-d4	88	70-130
4-Bromofluorobenzene	102	70-130

eurofins | Air Toxics

Client Sample ID: Lab Blank

Lab ID#: 1406479-04A

EPA METHOD TO-15 GC/MS FULL SCAN

File Name:	**p070306**	**Date of Collection: NA**	
Dil. Factor:	**1.00**	**Date of Analysis: 7/3/14 11:10 AM**	

Compound	Rpt. Limit (ppbv)	Amount (ppbv)	Rpt. Limit (ug/m3)	Amount (ug/m3)
Freon 12	0.50	Not Detected	2.5	Not Detected
Freon 114	0.50	Not Detected	3.5	Not Detected
Chloromethane	5.0	Not Detected	10	Not Detected
Vinyl Chloride	0.50	Not Detected	1.3	Not Detected
1,3-Butadiene	0.50	Not Detected	1.1	Not Detected
Bromomethane	5.0	Not Detected	19	Not Detected
Chloroethane	2.0	Not Detected	5.3	Not Detected
Freon 11	0.50	Not Detected	2.8	Not Detected
Ethanol	2.0	Not Detected	3.8	Not Detected
Freon 113	0.50	Not Detected	3.8	Not Detected
1,1-Dichloroethene	0.50	Not Detected	2.0	Not Detected
Acetone	5.0	Not Detected	12	Not Detected
2-Propanol	2.0	Not Detected	4.9	Not Detected
Carbon Disulfide	2.0	Not Detected	6.2	Not Detected
3-Chloropropene	2.0	Not Detected	6.3	Not Detected
Methylene Chloride	5.0	Not Detected	17	Not Detected
Methyl tert-butyl ether	0.50	Not Detected	1.8	Not Detected
trans-1,2-Dichloroethene	0.50	Not Detected	2.0	Not Detected
Hexane	0.50	Not Detected	1.8	Not Detected
1,1-Dichloroethane	0.50	Not Detected	2.0	Not Detected
2-Butanone (Methyl Ethyl Ketone)	2.0	Not Detected	5.9	Not Detected
cis-1,2-Dichloroethene	0.50	Not Detected	2.0	Not Detected
Tetrahydrofuran	0.50	Not Detected	1.5	Not Detected
Chloroform	0.50	Not Detected	2.4	Not Detected
1,1,1-Trichloroethane	0.50	Not Detected	2.7	Not Detected
Cyclohexane	0.50	Not Detected	1.7	Not Detected
Carbon Tetrachloride	0.50	Not Detected	3.1	Not Detected
2,2,4-Trimethylpentane	0.50	Not Detected	2.3	Not Detected
Benzene	0.50	Not Detected	1.6	Not Detected
1,2-Dichloroethane	0.50	Not Detected	2.0	Not Detected
Heptane	0.50	Not Detected	2.0	Not Detected
Trichloroethene	0.50	Not Detected	2.7	Not Detected
1,2-Dichloropropane	0.50	Not Detected	2.3	Not Detected
1,4-Dioxane	2.0	Not Detected	7.2	Not Detected
Bromodichloromethane	0.50	Not Detected	3.4	Not Detected
cis-1,3-Dichloropropene	0.50	Not Detected	2.3	Not Detected
4-Methyl-2-pentanone	0.50	Not Detected	2.0	Not Detected
Toluene	0.50	Not Detected	1.9	Not Detected
trans-1,3-Dichloropropene	0.50	Not Detected	2.3	Not Detected
1,1,2-Trichloroethane	0.50	Not Detected	2.7	Not Detected
Tetrachloroethene	0.50	Not Detected	3.4	Not Detected
2-Hexanone	2.0	Not Detected	8.2	Not Detected

eurofins | Air Toxics

Client Sample ID: Lab Blank

Lab ID#: 1406479-04A

EPA METHOD TO-15 GC/MS FULL SCAN

File Name:	**p070306**	**Date of Collection: NA**	
Dil. Factor:	**1.00**	**Date of Analysis: 7/3/14 11:10 AM**	

Compound	Rpt. Limit (ppbv)	Amount (ppbv)	Rpt. Limit (ug/m3)	Amount (ug/m3)
Dibromochloromethane	0.50	Not Detected	4.2	Not Detected
1,2-Dibromoethane (EDB)	0.50	Not Detected	3.8	Not Detected
Chlorobenzene	0.50	Not Detected	2.3	Not Detected
Ethyl Benzene	0.50	Not Detected	2.2	Not Detected
m,p-Xylene	0.50	Not Detected	2.2	Not Detected
o-Xylene	0.50	Not Detected	2.2	Not Detected
Styrene	0.50	Not Detected	2.1	Not Detected
Bromoform	0.50	Not Detected	5.2	Not Detected
Cumene	0.50	Not Detected	2.4	Not Detected
1,1,2,2-Tetrachloroethane	0.50	Not Detected	3.4	Not Detected
Propylbenzene	0.50	Not Detected	2.4	Not Detected
4-Ethyltoluene	0.50	Not Detected	2.4	Not Detected
1,3,5-Trimethylbenzene	0.50	Not Detected	2.4	Not Detected
1,2,4-Trimethylbenzene	0.50	Not Detected	2.4	Not Detected
1,3-Dichlorobenzene	0.50	Not Detected	3.0	Not Detected
1,4-Dichlorobenzene	0.50	Not Detected	3.0	Not Detected
alpha-Chlorotoluene	0.50	Not Detected	2.6	Not Detected
1,2-Dichlorobenzene	0.50	Not Detected	3.0	Not Detected
1,2,4-Trichlorobenzene	2.0	Not Detected	15	Not Detected
Hexachlorobutadiene	2.0	Not Detected	21	Not Detected

Container Type: NA - Not Applicable

Surrogates	%Recovery	Method Limits
Toluene-d8	99	70-130
1,2-Dichloroethane-d4	97	70-130
4-Bromofluorobenzene	99	70-130

eurofins | Air Toxics

Client Sample ID: Lab Blank

Lab ID#: 1406479-04B

EPA METHOD TO-15 GC/MS

File Name:	**14070706**	**Date of Collection: NA**	
Dil. Factor:	**1.00**	**Date of Analysis: 7/7/14 11:18 AM**	

Compound	Rpt. Limit (ppbv)	Amount (ppbv)	Rpt. Limit (ug/m3)	Amount (ug/m3)
Freon 12	5.0	Not Detected	25	Not Detected
Freon 114	5.0	Not Detected	35	Not Detected
Chloromethane	20	Not Detected	41	Not Detected
Vinyl Chloride	5.0	Not Detected	13	Not Detected
1,3-Butadiene	5.0	Not Detected	11	Not Detected
Bromomethane	5.0	Not Detected	19	Not Detected
Chloroethane	20	Not Detected	53	Not Detected
Freon 11	5.0	Not Detected	28	Not Detected
Ethanol	20	Not Detected	38	Not Detected
Freon 113	5.0	Not Detected	38	Not Detected
1,1-Dichloroethene	5.0	Not Detected	20	Not Detected
Acetone	20	Not Detected	48	Not Detected
2-Propanol	20	Not Detected	49	Not Detected
Carbon Disulfide	5.0	Not Detected	16	Not Detected
3-Chloropropene	20	Not Detected	63	Not Detected
Methylene Chloride	5.0	Not Detected	17	Not Detected
Methyl tert-butyl ether	5.0	Not Detected	18	Not Detected
trans-1,2-Dichloroethene	5.0	Not Detected	20	Not Detected
Hexane	5.0	Not Detected	18	Not Detected
1,1-Dichloroethane	5.0	Not Detected	20	Not Detected
2-Butanone (Methyl Ethyl Ketone)	20	Not Detected	59	Not Detected
cis-1,2-Dichloroethene	5.0	Not Detected	20	Not Detected
Tetrahydrofuran	5.0	Not Detected	15	Not Detected
Chloroform	5.0	Not Detected	24	Not Detected
1,1,1-Trichloroethane	5.0	Not Detected	27	Not Detected
Cyclohexane	5.0	Not Detected	17	Not Detected
Carbon Tetrachloride	5.0	Not Detected	31	Not Detected
2,2,4-Trimethylpentane	5.0	Not Detected	23	Not Detected
Benzene	5.0	Not Detected	16	Not Detected
1,2-Dichloroethane	5.0	Not Detected	20	Not Detected
Heptane	5.0	Not Detected	20	Not Detected
Trichloroethene	5.0	Not Detected	27	Not Detected
1,2-Dichloropropane	5.0	Not Detected	23	Not Detected
1,4-Dioxane	20	Not Detected	72	Not Detected
Bromodichloromethane	5.0	Not Detected	34	Not Detected
cis-1,3-Dichloropropene	5.0	Not Detected	23	Not Detected
4-Methyl-2-pentanone	5.0	Not Detected	20	Not Detected
Toluene	5.0	Not Detected	19	Not Detected
trans-1,3-Dichloropropene	5.0	Not Detected	23	Not Detected
1,1,2-Trichloroethane	5.0	Not Detected	27	Not Detected
Tetrachloroethene	5.0	Not Detected	34	Not Detected
2-Hexanone	20	Not Detected	82	Not Detected

eurofins | Air Toxics

Client Sample ID: Lab Blank

Lab ID#: 1406479-04B

EPA METHOD TO-15 GC/MS

File Name:	**14070706**	**Date of Collection: NA**	
Dil. Factor:	**1.00**	**Date of Analysis: 7/7/14 11:18 AM**	

Compound	Rpt. Limit (ppbv)	Amount (ppbv)	Rpt. Limit (ug/m3)	Amount (ug/m3)
Dibromochloromethane	5.0	Not Detected	42	Not Detected
1,2-Dibromoethane (EDB)	5.0	Not Detected	38	Not Detected
Chlorobenzene	5.0	Not Detected	23	Not Detected
Ethyl Benzene	5.0	Not Detected	22	Not Detected
m,p-Xylene	5.0	Not Detected	22	Not Detected
o-Xylene	5.0	Not Detected	22	Not Detected
Styrene	5.0	Not Detected	21	Not Detected
Bromoform	5.0	Not Detected	52	Not Detected
Cumene	5.0	Not Detected	24	Not Detected
1,1,2,2-Tetrachloroethane	5.0	Not Detected	34	Not Detected
Propylbenzene	5.0	Not Detected	24	Not Detected
4-Ethyltoluene	5.0	Not Detected	24	Not Detected
1,3,5-Trimethylbenzene	5.0	Not Detected	24	Not Detected
1,2,4-Trimethylbenzene	5.0	Not Detected	24	Not Detected
1,3-Dichlorobenzene	5.0	Not Detected	30	Not Detected
1,4-Dichlorobenzene	5.0	Not Detected	30	Not Detected
alpha-Chlorotoluene	5.0	Not Detected	26	Not Detected
1,2-Dichlorobenzene	5.0	Not Detected	30	Not Detected
1,2,4-Trichlorobenzene	20	Not Detected	150	Not Detected
Hexachlorobutadiene	20	Not Detected	210	Not Detected

Container Type: NA - Not Applicable

Surrogates	%Recovery	Method Limits
1,2-Dichloroethane-d4	124	70-130
Toluene-d8	101	70-130
4-Bromofluorobenzene	99	70-130

eurofins | Air Toxics

Client Sample ID: CCV

Lab ID#: 1406479-05A

EPA METHOD TO-15 GC/MS FULL SCAN

File Name:	**p070302**	**Date of Collection: NA**
Dil. Factor:	**1.00**	**Date of Analysis: 7/3/14 08:11 AM**

Compound	%Recovery
Freon 12	104
Freon 114	105
Chloromethane	93
Vinyl Chloride	108
1,3-Butadiene	110
Bromomethane	98
Chloroethane	108
Freon 11	103
Ethanol	106
Freon 113	103
1,1-Dichloroethene	105
Acetone	103
2-Propanol	102
Carbon Disulfide	92
3-Chloropropene	107
Methylene Chloride	105
Methyl tert-butyl ether	112
trans-1,2-Dichloroethene	112
Hexane	116
1,1-Dichloroethane	105
2-Butanone (Methyl Ethyl Ketone)	116
cis-1,2-Dichloroethene	110
Tetrahydrofuran	112
Chloroform	102
1,1,1-Trichloroethane	105
Cyclohexane	112
Carbon Tetrachloride	103
2,2,4-Trimethylpentane	109
Benzene	104
1,2-Dichloroethane	99
Heptane	115
Trichloroethene	100
1,2-Dichloropropane	103
1,4-Dioxane	106
Bromodichloromethane	99
cis-1,3-Dichloropropene	105
4-Methyl-2-pentanone	112
Toluene	103
trans-1,3-Dichloropropene	105
1,1,2-Trichloroethane	103
Tetrachloroethene	103
2-Hexanone	104

eurofins | Air Toxics

Client Sample ID: CCV

Lab ID#: 1406479-05A

EPA METHOD TO-15 GC/MS FULL SCAN

File Name:	**p070302**	**Date of Collection: NA**
Dil. Factor:	**1.00**	**Date of Analysis: 7/3/14 08:11 AM**

Compound	%Recovery
Dibromochloromethane	101
1,2-Dibromoethane (EDB)	101
Chlorobenzene	102
Ethyl Benzene	109
m,p-Xylene	112
o-Xylene	110
Styrene	109
Bromoform	104
Cumene	114
1,1,2,2-Tetrachloroethane	105
Propylbenzene	110
4-Ethyltoluene	114
1,3,5-Trimethylbenzene	112
1,2,4-Trimethylbenzene	115
1,3-Dichlorobenzene	105
1,4-Dichlorobenzene	107
alpha-Chlorotoluene	89
1,2-Dichlorobenzene	107
1,2,4-Trichlorobenzene	114
Hexachlorobutadiene	108

Container Type: NA - Not Applicable

Surrogates	%Recovery	Method Limits
Toluene-d8	101	70-130
1,2-Dichloroethane-d4	98	70-130
4-Bromofluorobenzene	103	70-130

eurofins | Air Toxics

Client Sample ID: CCV

Lab ID#: 1406479-05B

EPA METHOD TO-15 GC/MS

File Name:	**14070702**	**Date of Collection: NA**
Dil. Factor:	**1.00**	**Date of Analysis: 7/7/14 09:15 AM**

Compound	%Recovery
Freon 12	122
Freon 114	115
Chloromethane	125
Vinyl Chloride	109
1,3-Butadiene	114
Bromomethane	90
Chloroethane	94
Freon 11	112
Ethanol	108
Freon 113	86
1,1-Dichloroethene	102
Acetone	106
2-Propanol	107
Carbon Disulfide	87
3-Chloropropene	93
Methylene Chloride	105
Methyl tert-butyl ether	97
trans-1,2-Dichloroethene	96
Hexane	97
1,1-Dichloroethane	95
2-Butanone (Methyl Ethyl Ketone)	92
cis-1,2-Dichloroethene	98
Tetrahydrofuran	116
Chloroform	102
1,1,1-Trichloroethane	111
Cyclohexane	92
Carbon Tetrachloride	114
2,2,4-Trimethylpentane	97
Benzene	90
1,2-Dichloroethane	112
Heptane	90
Trichloroethene	97
1,2-Dichloropropane	96
1,4-Dioxane	91
Bromodichloromethane	101
cis-1,3-Dichloropropene	91
4-Methyl-2-pentanone	84
Toluene	92
trans-1,3-Dichloropropene	97
1,1,2-Trichloroethane	96
Tetrachloroethene	99
2-Hexanone	97

eurofins | Air Toxics

Client Sample ID: CCV

Lab ID#: 1406479-05B

EPA METHOD TO-15 GC/MS

File Name:	**14070702**	**Date of Collection: NA**
Dil. Factor:	**1.00**	**Date of Analysis: 7/7/14 09:15 AM**

Compound	%Recovery
Dibromochloromethane	107
1,2-Dibromoethane (EDB)	95
Chlorobenzene	93
Ethyl Benzene	96
m,p-Xylene	97
o-Xylene	100
Styrene	104
Bromoform	106
Cumene	102
1,1,2,2-Tetrachloroethane	98
Propylbenzene	104
4-Ethyltoluene	105
1,3,5-Trimethylbenzene	111
1,2,4-Trimethylbenzene	108
1,3-Dichlorobenzene	98
1,4-Dichlorobenzene	101
alpha-Chlorotoluene	110
1,2-Dichlorobenzene	103
1,2,4-Trichlorobenzene	94
Hexachlorobutadiene	99

Container Type: NA - Not Applicable

Surrogates	%Recovery	Method Limits
1,2-Dichloroethane-d4	122	70-130
Toluene-d8	100	70-130
4-Bromofluorobenzene	107	70-130

eurofins | Air Toxics

Client Sample ID: LCS

Lab ID#: 1406479-06A

EPA METHOD TO-15 GC/MS FULL SCAN

File Name:	**p070303**	**Date of Collection: NA**	
Dil. Factor:	**1.00**	**Date of Analysis: 7/3/14 08:59 AM**	

Compound	%Recovery	Method Limits
Freon 12	116	70-130
Freon 114	118	70-130
Chloromethane	105	70-130
Vinyl Chloride	121	70-130
1,3-Butadiene	129	70-130
Bromomethane	114	70-130
Chloroethane	119	70-130
Freon 11	113	70-130
Ethanol	122	70-130
Freon 113	131 Q	70-130
1,1-Dichloroethene	131 Q	70-130
Acetone	117	70-130
2-Propanol	116	70-130
Carbon Disulfide	94	70-130
3-Chloropropene	123	70-130
Methylene Chloride	130	70-130
Methyl tert-butyl ether	124	70-130
trans-1,2-Dichloroethene	109	70-130
Hexane	136 Q	70-130
1,1-Dichloroethane	120	70-130
2-Butanone (Methyl Ethyl Ketone)	133 Q	70-130
cis-1,2-Dichloroethene	142 Q	70-130
Tetrahydrofuran	123	70-130
Chloroform	115	70-130
1,1,1-Trichloroethane	116	70-130
Cyclohexane	130	70-130
Carbon Tetrachloride	114	70-130
2,2,4-Trimethylpentane	133 Q	70-130
Benzene	114	70-130
1,2-Dichloroethane	106	70-130
Heptane	128	70-130
Trichloroethene	108	70-130
1,2-Dichloropropane	113	70-130
1,4-Dioxane	117	70-130
Bromodichloromethane	110	70-130
cis-1,3-Dichloropropene	120	70-130
4-Methyl-2-pentanone	125	70-130
Toluene	111	70-130
trans-1,3-Dichloropropene	109	70-130
1,1,2-Trichloroethane	110	70-130
Tetrachloroethene	111	70-130
2-Hexanone	119	70-130

eurofins | Air Toxics

Client Sample ID: LCS

Lab ID#: 1406479-06A

EPA METHOD TO-15 GC/MS FULL SCAN

File Name:	**p070303**	**Date of Collection: NA**	
Dil. Factor:	**1.00**	**Date of Analysis: 7/3/14 08:59 AM**	

Compound	**%Recovery**	**Method Limits**
Dibromochloromethane	114	70-130
1,2-Dibromoethane (EDB)	110	70-130
Chlorobenzene	108	70-130
Ethyl Benzene	119	70-130
m,p-Xylene	119	70-130
o-Xylene	116	70-130
Styrene	116	70-130
Bromoform	115	70-130
Cumene	124	70-130
1,1,2,2-Tetrachloroethane	111	70-130
Propylbenzene	120	70-130
4-Ethyltoluene	126	70-130
1,3,5-Trimethylbenzene	117	70-130
1,2,4-Trimethylbenzene	121	70-130
1,3-Dichlorobenzene	111	70-130
1,4-Dichlorobenzene	113	70-130
alpha-Chlorotoluene	119	70-130
1,2-Dichlorobenzene	111	70-130
1,2,4-Trichlorobenzene	108	70-130
Hexachlorobutadiene	104	70-130

Q = Exceeds Quality Control limits.

Container Type: NA - Not Applicable

Surrogates	**%Recovery**	**Method Limits**
Toluene-d8	101	70-130
1,2-Dichloroethane-d4	99	70-130
4-Bromofluorobenzene	103	70-130

eurofins | Air Toxics

Client Sample ID: LCSD

Lab ID#: 1406479-06AA

EPA METHOD TO-15 GC/MS FULL SCAN

File Name:	**p070304**	**Date of Collection: NA**	
Dil. Factor:	**1.00**	**Date of Analysis: 7/3/14 09:39 AM**	

Compound	%Recovery	Method Limits
Freon 12	110	70-130
Freon 114	119	70-130
Chloromethane	102	70-130
Vinyl Chloride	112	70-130
1,3-Butadiene	129	70-130
Bromomethane	105	70-130
Chloroethane	122	70-130
Freon 11	112	70-130
Ethanol	136 Q	70-130
Freon 113	129	70-130
1,1-Dichloroethene	132 Q	70-130
Acetone	124	70-130
2-Propanol	124	70-130
Carbon Disulfide	90	70-130
3-Chloropropene	121	70-130
Methylene Chloride	130	70-130
Methyl tert-butyl ether	119	70-130
trans-1,2-Dichloroethene	107	70-130
Hexane	137 Q	70-130
1,1-Dichloroethane	120	70-130
2-Butanone (Methyl Ethyl Ketone)	136 Q	70-130
cis-1,2-Dichloroethene	142 Q	70-130
Tetrahydrofuran	125	70-130
Chloroform	112	70-130
1,1,1-Trichloroethane	110	70-130
Cyclohexane	124	70-130
Carbon Tetrachloride	110	70-130
2,2,4-Trimethylpentane	129	70-130
Benzene	111	70-130
1,2-Dichloroethane	105	70-130
Heptane	130	70-130
Trichloroethene	106	70-130
1,2-Dichloropropane	111	70-130
1,4-Dioxane	119	70-130
Bromodichloromethane	107	70-130
cis-1,3-Dichloropropene	120	70-130
4-Methyl-2-pentanone	126	70-130
Toluene	107	70-130
trans-1,3-Dichloropropene	111	70-130
1,1,2-Trichloroethane	111	70-130
Tetrachloroethene	114	70-130
2-Hexanone	126	70-130

eurofins | Air Toxics

Client Sample ID: LCSD

Lab ID#: 1406479-06AA

EPA METHOD TO-15 GC/MS FULL SCAN

File Name:	**p070304**	**Date of Collection: NA**	
Dil. Factor:	**1.00**	**Date of Analysis: 7/3/14 09:39 AM**	

Compound	**%Recovery**	**Method Limits**
Dibromochloromethane	114	70-130
1,2-Dibromoethane (EDB)	112	70-130
Chlorobenzene	110	70-130
Ethyl Benzene	117	70-130
m,p-Xylene	121	70-130
o-Xylene	117	70-130
Styrene	123	70-130
Bromoform	116	70-130
Cumene	126	70-130
1,1,2,2-Tetrachloroethane	112	70-130
Propylbenzene	121	70-130
4-Ethyltoluene	128	70-130
1,3,5-Trimethylbenzene	120	70-130
1,2,4-Trimethylbenzene	124	70-130
1,3-Dichlorobenzene	111	70-130
1,4-Dichlorobenzene	114	70-130
alpha-Chlorotoluene	124	70-130
1,2-Dichlorobenzene	112	70-130
1,2,4-Trichlorobenzene	111	70-130
Hexachlorobutadiene	110	70-130

Q = Exceeds Quality Control limits.

Container Type: NA - Not Applicable

Surrogates	**%Recovery**	**Method Limits**
Toluene-d8	97	70-130
1,2-Dichloroethane-d4	94	70-130
4-Bromofluorobenzene	102	70-130

eurofins | Air Toxics

Client Sample ID: LCS

Lab ID#: 1406479-06B

EPA METHOD TO-15 GC/MS

File Name:	**14070703**	**Date of Collection: NA**	
Dil. Factor:	**1.00**	**Date of Analysis: 7/7/14 09:49 AM**	

Compound	%Recovery	Method Limits
Freon 12	128	70-130
Freon 114	124	70-130
Chloromethane	136 Q	70-130
Vinyl Chloride	115	70-130
1,3-Butadiene	125	70-130
Bromomethane	92	70-130
Chloroethane	99	70-130
Freon 11	115	70-130
Ethanol	109	70-130
Freon 113	98	70-130
1,1-Dichloroethene	114	70-130
Acetone	102	70-130
2-Propanol	106	70-130
Carbon Disulfide	82	70-130
3-Chloropropene	95	70-130
Methylene Chloride	116	70-130
Methyl tert-butyl ether	93	70-130
trans-1,2-Dichloroethene	83	70-130
Hexane	97	70-130
1,1-Dichloroethane	96	70-130
2-Butanone (Methyl Ethyl Ketone)	84	70-130
cis-1,2-Dichloroethene	107	70-130
Tetrahydrofuran	100	70-130
Chloroform	102	70-130
1,1,1-Trichloroethane	109	70-130
Cyclohexane	88	70-130
Carbon Tetrachloride	112	70-130
2,2,4-Trimethylpentane	97	70-130
Benzene	87	70-130
1,2-Dichloroethane	117	70-130
Heptane	89	70-130
Trichloroethene	95	70-130
1,2-Dichloropropane	89	70-130
1,4-Dioxane	90	70-130
Bromodichloromethane	106	70-130
cis-1,3-Dichloropropene	92	70-130
4-Methyl-2-pentanone	92	70-130
Toluene	90	70-130
trans-1,3-Dichloropropene	90	70-130
1,1,2-Trichloroethane	90	70-130
Tetrachloroethene	99	70-130
2-Hexanone	98	70-130

eurofins | Air Toxics

Client Sample ID: LCS

Lab ID#: 1406479-06B

EPA METHOD TO-15 GC/MS

File Name:	**14070703**	**Date of Collection: NA**	
Dil. Factor:	**1.00**	**Date of Analysis: 7/7/14 09:49 AM**	

Compound	**%Recovery**	**Method Limits**
Dibromochloromethane	107	70-130
1,2-Dibromoethane (EDB)	94	70-130
Chlorobenzene	92	70-130
Ethyl Benzene	91	70-130
m,p-Xylene	92	70-130
o-Xylene	90	70-130
Styrene	102	70-130
Bromoform	109	70-130
Cumene	102	70-130
1,1,2,2-Tetrachloroethane	92	70-130
Propylbenzene	103	70-130
4-Ethyltoluene	104	70-130
1,3,5-Trimethylbenzene	109	70-130
1,2,4-Trimethylbenzene	107	70-130
1,3-Dichlorobenzene	98	70-130
1,4-Dichlorobenzene	99	70-130
alpha-Chlorotoluene	119	70-130
1,2-Dichlorobenzene	103	70-130
1,2,4-Trichlorobenzene	110	70-130
Hexachlorobutadiene	115	70-130

Q = Exceeds Quality Control limits.

Container Type: NA - Not Applicable

Surrogates	**%Recovery**	**Method Limits**
1,2-Dichloroethane-d4	118	70-130
Toluene-d8	100	70-130
4-Bromofluorobenzene	107	70-130

eurofins | Air Toxics

Client Sample ID: LCSD

Lab ID#: 1406479-06BB

EPA METHOD TO-15 GC/MS

File Name:	**14070704**	**Date of Collection: NA**	
Dil. Factor:	**1.00**	**Date of Analysis: 7/7/14 10:25 AM**	

Compound	%Recovery	Method Limits
Freon 12	128	70-130
Freon 114	124	70-130
Chloromethane	135 Q	70-130
Vinyl Chloride	120	70-130
1,3-Butadiene	123	70-130
Bromomethane	95	70-130
Chloroethane	101	70-130
Freon 11	116	70-130
Ethanol	107	70-130
Freon 113	104	70-130
1,1-Dichloroethene	112	70-130
Acetone	97	70-130
2-Propanol	105	70-130
Carbon Disulfide	84	70-130
3-Chloropropene	93	70-130
Methylene Chloride	116	70-130
Methyl tert-butyl ether	91	70-130
trans-1,2-Dichloroethene	81	70-130
Hexane	98	70-130
1,1-Dichloroethane	96	70-130
2-Butanone (Methyl Ethyl Ketone)	92	70-130
cis-1,2-Dichloroethene	104	70-130
Tetrahydrofuran	98	70-130
Chloroform	100	70-130
1,1,1-Trichloroethane	107	70-130
Cyclohexane	88	70-130
Carbon Tetrachloride	112	70-130
2,2,4-Trimethylpentane	94	70-130
Benzene	88	70-130
1,2-Dichloroethane	115	70-130
Heptane	89	70-130
Trichloroethene	98	70-130
1,2-Dichloropropane	89	70-130
1,4-Dioxane	92	70-130
Bromodichloromethane	107	70-130
cis-1,3-Dichloropropene	93	70-130
4-Methyl-2-pentanone	88	70-130
Toluene	91	70-130
trans-1,3-Dichloropropene	87	70-130
1,1,2-Trichloroethane	90	70-130
Tetrachloroethene	95	70-130
2-Hexanone	95	70-130

eurofins | Air Toxics

Client Sample ID: LCSD

Lab ID#: 1406479-06BB

EPA METHOD TO-15 GC/MS

File Name:	**14070704**	**Date of Collection: NA**	
Dil. Factor:	**1.00**	**Date of Analysis: 7/7/14 10:25 AM**	

Compound	**%Recovery**	**Method Limits**
Dibromochloromethane	103	70-130
1,2-Dibromoethane (EDB)	90	70-130
Chlorobenzene	89	70-130
Ethyl Benzene	95	70-130
m,p-Xylene	92	70-130
o-Xylene	92	70-130
Styrene	101	70-130
Bromoform	105	70-130
Cumene	99	70-130
1,1,2,2-Tetrachloroethane	89	70-130
Propylbenzene	99	70-130
4-Ethyltoluene	100	70-130
1,3,5-Trimethylbenzene	104	70-130
1,2,4-Trimethylbenzene	102	70-130
1,3-Dichlorobenzene	94	70-130
1,4-Dichlorobenzene	91	70-130
alpha-Chlorotoluene	111	70-130
1,2-Dichlorobenzene	95	70-130
1,2,4-Trichlorobenzene	92	70-130
Hexachlorobutadiene	94	70-130

Q = Exceeds Quality Control limits.

Container Type: NA - Not Applicable

Surrogates	**%Recovery**	**Method Limits**
1,2-Dichloroethane-d4	120	70-130
Toluene-d8	101	70-130
4-Bromofluorobenzene	104	70-130

eurofins | Air Toxics

14F0710

Sample Transportation Notice
Relinquishing signature on this document indicates that sample is being shipped in compliance with all applicable local, State, Federal, national, and international laws, regulations and ordinances of any kind. Air Toxics Limited assumes no liability with respect to the collection, handling or shipping of these samples. Relinquishing signature also indicates agreement to hold harmless, defend, and indemnify Air Toxics Limited against any claim, demand, or action, of any kind, related to the collection, handling, or shipping of samples. D.O.T. Hotline (800) 467-4922

180 BLUE RAVINE ROAD, SUITE B
FOLSOM, CA 95630-4719
(916) 985-1000 FAX (916) 985-1020

Page 1 of 1

Project Manager LLOYD M. WUNDROCK
Collected by: (Print and Sign) AS ABOVE
Company Y of A Email
Address City State AZ Zip
Phone Fax

Project Info:
P.O. #
Project # PTRL
Project Name CARBON VAPOR

Turn Around Time:
☒ Normal
☐ Rush
specify

Lab Use Only
Pressurized by:
Date:
Pressurization Gas: N_2 He

Lab I.D.	Field Sample I.D. (Location)	Can #	Date of Collection	Time of Collection	Analyses Requested	Canister Pressure/Vacuum Initial	Final	Receipt	Final (psi)
01A	INLET 30925	3777	06-23-14	0945 hrs		-27" Hg	-2" Hg		
02A	IN BETWEEN 36464	03855	"	0950 hrs		-27" Hg	-2" Hg		
03A	EXHAUST 37311	03495	"	0955 hrs		-26" Hg	-3" Hg		

Relinquished by: (signature) Date/Time	Received by: (signature) Date/Time
L M Wundrock 06-23-2014	6/23/14 1157
Relinquished by: (signature) Date/Time	Received by: (signature) Date/Time
	EAL 6/24/14 0955
Relinquished by: (signature) Date/Time	Received by: (signature) Date/Time

Notes: 32.5°C NEW CARBON ON 06-18-2014

Lab Use Only	Shipper Name	Air Bill #	Temp (°C)	Condition	Custody Seals Intact?	Work Order #
	Fedex		NA	Good	Yes No None	1406479

Form 1293 rev.11

Attachment 2 – Laboratory Reports for September 2014 SVE Process Samples (CD only)

ORGANIC DATA ASSESSMENT SUMMARY

Project Information			
Project Name:	PTRL	Lab Name:	Air Toxics
Project Number:	1420112030	Lab Report Number:	14I0759
Reviewer's Signature:	Crystal Neirby	Number of Samples:	3 primary
Review Date:	1/13/2014	Matrix:	Air

Assessment Summary

Using the codes O, M, Z, and X described below, complete the table for a single quality control batch or sample delivery group. Identify comments by means of a footnote, e.g. M(2), describe in the space provided.

Method Name:	VOCs			
Method Number:	TO-15			
1. Preservation/hold times	O			
2. Blanks	O			
3. Surrogates	O			
4. Matrix spike/dup	NA			
5. Lab QC samples	X(1)			
6. Overall assessment	O			

Assessment Codes:

O = No quality controls (QC) problems were identified for these criteria.

M = The results are qualified due to QC problems. The quantitative results will be qualified with a QC flag indicating that the results are estimated due to error greater than specified in the method.

Z = The results are unacceptable due to gross QC problems. The results will be qualified as rejected (R).

X = QC problems were identified, but they do not affect the results, or the reviewer is not certain of the effect on the results; or supporting documentation or data is not present in the laboratory data package.

NA = Not applicable

Assessment Code	Description	Action Required
X(1)	The recoveries for acetone in the LCS and LCSD associated with analysis on 10/7/2014 were greater than the control	Acetone and ethanol were not detected in the associated samples; therefore, sample results are not affected by the possible high bias and

Assessment Code	Description	Action Required
	limits and the recovery for ethanol in the LCSD was also greater than the control limits of 70 to 130 percent.	are not qualified.
	The recoveries for alpha-chlorotoluene were greater than the control limits of 70 to 130 percent in the LCS/LCSD associated with analysis on 10/13/2014.	Alpha-chlorotoluene was not detected in the associated samples; therefore, sample results are not affected by the possible high bias and are not qualified.

October 23, 2014

Lloyd Wundrock
University of Arizona- Risk Management Services
PO Box 210300, RM B 235
Tucson, AZ 85721

TEL (520) 621-1590
FAX (520) 621-3706

Work Order No.: 14I0759

RE: Page Ranch - SVE Carbon Vapor

Dear Lloyd Wundrock,

Turner Laboratories, Inc. received 3 sample(s) on 09/30/2014 for the analyses presented in the following report.

All results are intended to be considered in their entirety, and Turner Laboratories, Inc. is not responsible for use of less than the complete report. Results apply only to the samples analyzed. Samples will be disposed of 30 days after issue of our report unless special arrangements are made.

The pages that follow may contain sensitive, privileged or confidential information intended solely for the addressee named above. If you receive this message and are not the agent or employee of the addressee, this communication has been sent in error. Please do not disseminate or copy any of the attached and notify the sender immediately by telephone. Please also return the attached sheet(s) to the sender by mail.

Please call if you have any questions.

Respectfully submitted,

Turner Laboratories, Inc.
ADHS License AZ0066

Terri L. Garcia

Terri Garcia
Technical Director

Client: University of Arizona- Risk Management Servic
Project: Page Ranch - SVE Carbon Vapor
Work Order: 14I0759
Date Received: 09/30/2014

Work Order Sample Summary

Lab Sample ID	Client Sample ID	Matrix	Collection Date/Time
14I0759-01	Inlet 15769/40962	Air and Emissions	09/30/2014 1035
14I0759-02	In Between 37707/20047	Air and Emissions	09/30/2014 1040
14I0759-03	Exhaust 12380/02720	Air and Emissions	09/30/2014 1047

Client: University of Arizona- Risk Management Services
Project: Page Ranch - SVE Carbon Vapor
Work Order: 14I0759
Date Received: 09/30/2014

Case Narrative

The TO-15 analyses were performed by Air Toxics, LTD. in Folsom, CA.

14I0759

eurofins | Air Toxics

Sample Transportation Notice
Relinquishing signature on this document indicates that sample is being shipped in compliance with all applicable local, State, Federal, national, and international laws, regulations and ordinances of any kind. Air Toxics Limited assumes no liability with respect to the collection, handling or shipping of these samples. Relinquishing signature also indicates agreement to hold harmless, defend, and indemnify Air Toxics Limited against any claim, demand, or action, of any kind, related to the collection, handling, or shipping of samples. D.O.T. Hotline (800) 467-4922

180 BLUE RAVINE ROAD, SUITE B
FOLSOM, CA 95630-4719
(916) 985-1000 FAX (916) 985-1020

Page 1 of 1

Project Manager LLOYD M. WUNDROCK
Collected by: (Print and Sign) L M Wundrock
Company UofA Email
Address City TUCSON State AZ Zip
Phone 520-349-1001 Fax

Project Info:
P.O. #
Project #
Project Name CARBON VAPOR

Turn Around Time: ☑ Normal ☐ Rush specify

Lab Use Only: Pressurized by: Date: Pressurization Gas: N_2 He

Lab I.D.	Field Sample I.D. (Location)	Can #	Date of Collection	Time of Collection	Analyses Requested	Canister Pressure/Vacuum Initial	Final	Receipt	Final (psi)
	INLET 15769/40962		09/30/14	1035 hrs		-27" Hg	-3" Hg		
	IN BETWEEN 37707/20047		09/30/14	1040 hrs		-27" Hg	-3" Hg		
	EXHAUST 12380/02720		09/30/14	1047 hrs		-26" Hg	-3" Hg		

Relinquished by: (signature)	Date/Time	Received by: (signature)	Date/Time
L M Wundrock	09/30 1314 hrs		9/30/14 1314

Notes: Temp 25.5

Lab Use Only	Shipper Name	Air Bill #	Temp (°C)	Condition	Custody Seals Intact?	Work Order #
					Yes No None	

Form 1293 rev.11

eurofins | Air Toxics

10/15/2014
Ms. Nancy Turner
Turner Laboratories, Inc.
2445 North Coyote Drive
Suite 104
Tucson AZ 85745

Project Name: CARBON VAPOR
Project #:
Workorder #: 1410014

Dear Ms. Nancy Turner

The following report includes the data for the above referenced project for sample(s) received on 10/1/2014 at Air Toxics Ltd.

The data and associated QC analyzed by TO-15 are compliant with the project requirements or laboratory criteria with the exception of the deviations noted in the attached case narrative.

Thank you for choosing Air Toxics Ltd. for your air analysis needs. Air Toxics Ltd. is committed to providing accurate data of the highest quality. Please feel free to contact the Project Manager: Kyle Vagadori at 916-985-1000 if you have any questions regarding the data in this report.

Regards,

Kyle Vagadori
Project Manager

eurofins | Air Toxics

WORK ORDER #: 1410014

Work Order Summary

CLIENT:	Ms. Nancy Turner Turner Laboratories, Inc. 2445 North Coyote Drive Suite 104 Tucson, AZ 85745	**BILL TO:**	Ms. Nancy Turner Turner Laboratories, Inc. 2445 North Coyote Drive Suite 104 Tucson, AZ 85745
PHONE:	520-882-5880	**P.O. #**	
FAX:	520-882-9788	**PROJECT #**	CARBON VAPOR
DATE RECEIVED:	10/01/2014	**CONTACT:**	Kyle Vagadori
DATE COMPLETED:	10/15/2014		

FRACTION #	NAME	TEST	RECEIPT VAC./PRES.	FINAL PRESSURE
01A	INLET	TO-15	6.7 "Hg	14.9 psi
02A	IN BETWEEN	TO-15	5.9 "Hg	14.8 psi
03A	EXHAUST	TO-15	8.4 "Hg	15.2 psi
04A	Lab Blank	TO-15	NA	NA
04B	Lab Blank	TO-15	NA	NA
05A	CCV	TO-15	NA	NA
05B	CCV	TO-15	NA	NA
06A	LCS	TO-15	NA	NA
06AA	LCSD	TO-15	NA	NA
06B	LCS	TO-15	NA	NA
06BB	LCSD	TO-15	NA	NA

CERTIFIED BY: Heidi Hayes DATE: 10/15/14

Technical Director

Certification numbers: AZ Licensure AZ0775, NJ NELAP - CA016, NY NELAP - 11291,
TX NELAP - T104704434-13-6, UT NELAP CA009332014-5, VA NELAP - 460197, WA NELAP - C935
Name of Accrediting Agency: NELAP/ORELAP (Oregon Environmental Laboratory Accreditation Program)
Accreditation number: CA300005, Effective date: 10/18/2013, Expiration date: 10/17/2014.
Eurofins Air Toxics Inc.. certifies that the test results contained in this report meet all requirements of the NELAC standards

This report shall not be reproduced, except in full, without the written approval of Eurofins Air Toxics, Inc.

180 BLUE RAVINE ROAD, SUITE B FOLSOM, CA - 9563
(916) 985-1000 . (800) 985-5955 . FAX (916) 985-1020

LABORATORY NARRATIVE
EPA Method TO-15
Turner Laboratories, Inc.
Workorder# 1410014

Three 1 Liter Summa Canister samples were received on October 01, 2014. The laboratory performed analysis via EPA Method TO-15 using GC/MS in the full scan mode.

This workorder was independently validated prior to submittal using 'USEPA National Functional Guidelines' as generally applied to the analysis of volatile organic compounds in air. A rules-based, logic driven, independent validation engine was employed to assess completeness, evaluate pass/fail of relevant project quality control requirements and verification of all quantified amounts.

Receiving Notes

There were no receiving discrepancies.

Analytical Notes

All Quality Control Limit exceedances and affected sample results are noted by flags. Each flag is defined at the bottom of this Case Narrative and on each Sample Result Summary page.

Definition of Data Qualifying Flags

Eight qualifiers may have been used on the data analysis sheets and indicates as follows:

B - Compound present in laboratory blank greater than reporting limit (background subtraction not performed).

J - Estimated value.

E - Exceeds instrument calibration range.

S - Saturated peak.

Q - Exceeds quality control limits.

U - Compound analyzed for but not detected above the reporting limit, LOD, or MDL value. See data page for project specific U-flag definition.

UJ- Non-detected compound associated with low bias in the CCV

N - The identification is based on presumptive evidence.

File extensions may have been used on the data analysis sheets and indicates as follows:

a-File was requantified

b-File was quantified by a second column and detector

r1-File was requantified for the purpose of reissue

eurofins | Air Toxics

Summary of Detected Compounds
EPA METHOD TO-15 GC/MS

Client Sample ID: INLET

Lab ID#: 1410014-01A

Compound	Rpt. Limit (ppbv)	Amount (ppbv)	Rpt. Limit (ug/m3)	Amount (ug/m3)
Freon 12	160	510	800	2500
Freon 11	160	16000	910	92000
Ethanol	650	4000	1200	7400
Freon 113	160	1000	1200	7900
1,1-Dichloroethene	160	190	640	750
Methylene Chloride	160	190	560	660
Chloroform	160	48000	790	240000
Carbon Tetrachloride	160	1200	1000	7900
1,2-Dichloroethane	160	670	660	2700
Trichloroethene	160	860	870	4600
Tetrachloroethene	160	230	1100	1600

Client Sample ID: IN BETWEEN

Lab ID#: 1410014-02A

Compound	Rpt. Limit (ppbv)	Amount (ppbv)	Rpt. Limit (ug/m3)	Amount (ug/m3)
Freon 12	120	590	620	2900
Freon 11	120	28000	700	150000
Freon 113	120	220	960	1700
Methylene Chloride	120	270	430	950
Chloroform	120	14000	610	67000

Client Sample ID: EXHAUST

Lab ID#: 1410014-03A

Compound	Rpt. Limit (ppbv)	Amount (ppbv)	Rpt. Limit (ug/m3)	Amount (ug/m3)
Freon 12	1.9	470	9.3	2300
Toluene	1.9	10	7.1	39
m,p-Xylene	1.9	3.9	8.2	17

eurofins | Air Toxics

Client Sample ID: INLET

Lab ID#: 1410014-01A

EPA METHOD TO-15 GC/MS

File Name:	**j101312**	**Date of Collection:**	**9/30/14 10:35:00 AM**
Dil. Factor:	**32.4**	**Date of Analysis:**	**10/13/14 02:30 PM**

Compound	Rpt. Limit (ppbv)	Amount (ppbv)	Rpt. Limit (ug/m3)	Amount (ug/m3)
Freon 12	160	510	800	2500
Freon 114	160	Not Detected	1100	Not Detected
Chloromethane	650	Not Detected	1300	Not Detected
Vinyl Chloride	160	Not Detected	410	Not Detected
1,3-Butadiene	160	Not Detected	360	Not Detected
Bromomethane	160	Not Detected	630	Not Detected
Chloroethane	650	Not Detected	1700	Not Detected
Freon 11	160	16000	910	92000
Ethanol	650	4000	1200	7400
Freon 113	160	1000	1200	7900
1,1-Dichloroethene	160	190	640	750
Acetone	650	Not Detected	1500	Not Detected
2-Propanol	650	Not Detected	1600	Not Detected
Carbon Disulfide	160	Not Detected	500	Not Detected
3-Chloropropene	650	Not Detected	2000	Not Detected
Methylene Chloride	160	190	560	660
Methyl tert-butyl ether	160	Not Detected	580	Not Detected
trans-1,2-Dichloroethene	160	Not Detected	640	Not Detected
Hexane	160	Not Detected	570	Not Detected
1,1-Dichloroethane	160	Not Detected	660	Not Detected
2-Butanone (Methyl Ethyl Ketone)	650	Not Detected	1900	Not Detected
cis-1,2-Dichloroethene	160	Not Detected	640	Not Detected
Tetrahydrofuran	160	Not Detected	480	Not Detected
Chloroform	160	48000	790	240000
1,1,1-Trichloroethane	160	Not Detected	880	Not Detected
Cyclohexane	160	Not Detected	560	Not Detected
Carbon Tetrachloride	160	1200	1000	7900
2,2,4-Trimethylpentane	160	Not Detected	760	Not Detected
Benzene	160	Not Detected	520	Not Detected
1,2-Dichloroethane	160	670	660	2700
Heptane	160	Not Detected	660	Not Detected
Trichloroethene	160	860	870	4600
1,2-Dichloropropane	160	Not Detected	750	Not Detected
1,4-Dioxane	650	Not Detected	2300	Not Detected
Bromodichloromethane	160	Not Detected	1100	Not Detected
cis-1,3-Dichloropropene	160	Not Detected	740	Not Detected
4-Methyl-2-pentanone	160	Not Detected	660	Not Detected
Toluene	160	Not Detected	610	Not Detected
trans-1,3-Dichloropropene	160	Not Detected	740	Not Detected
1,1,2-Trichloroethane	160	Not Detected	880	Not Detected
Tetrachloroethene	160	230	1100	1600
2-Hexanone	650	Not Detected	2600	Not Detected

eurofins | Air Toxics

Client Sample ID: INLET

Lab ID#: 1410014-01A

EPA METHOD TO-15 GC/MS

File Name:	**j101312**	**Date of Collection:**	**9/30/14 10:35:00 AM**
Dil. Factor:	**32.4**	**Date of Analysis:**	**10/13/14 02:30 PM**

Compound	Rpt. Limit (ppbv)	Amount (ppbv)	Rpt. Limit (ug/m3)	Amount (ug/m3)
Dibromochloromethane	160	Not Detected	1400	Not Detected
1,2-Dibromoethane (EDB)	160	Not Detected	1200	Not Detected
Chlorobenzene	160	Not Detected	740	Not Detected
Ethyl Benzene	160	Not Detected	700	Not Detected
m,p-Xylene	160	Not Detected	700	Not Detected
o-Xylene	160	Not Detected	700	Not Detected
Styrene	160	Not Detected	690	Not Detected
Bromoform	160	Not Detected	1700	Not Detected
Cumene	160	Not Detected	800	Not Detected
1,1,2,2-Tetrachloroethane	160	Not Detected	1100	Not Detected
Propylbenzene	160	Not Detected	800	Not Detected
4-Ethyltoluene	160	Not Detected	800	Not Detected
1,3,5-Trimethylbenzene	160	Not Detected	800	Not Detected
1,2,4-Trimethylbenzene	160	Not Detected	800	Not Detected
1,3-Dichlorobenzene	160	Not Detected	970	Not Detected
1,4-Dichlorobenzene	160	Not Detected	970	Not Detected
alpha-Chlorotoluene	160	Not Detected	840	Not Detected
1,2-Dichlorobenzene	160	Not Detected	970	Not Detected
1,2,4-Trichlorobenzene	650	Not Detected	4800	Not Detected
Hexachlorobutadiene	650	Not Detected	6900	Not Detected

Container Type: 1 Liter Summa Canister

Surrogates	%Recovery	Method Limits
1,2-Dichloroethane-d4	102	70-130
Toluene-d8	97	70-130
4-Bromofluorobenzene	102	70-130

eurofins | Air Toxics

Client Sample ID: IN BETWEEN

Lab ID#: 1410014-02A

EPA METHOD TO-15 GC/MS

File Name:	**j101313**	**Date of Collection:**	**9/30/14 10:40:00 AM**
Dil. Factor:	**25.0**	**Date of Analysis:**	**10/13/14 03:18 PM**

Compound	Rpt. Limit (ppbv)	Amount (ppbv)	Rpt. Limit (ug/m3)	Amount (ug/m3)
Freon 12	120	590	620	2900
Freon 114	120	Not Detected	870	Not Detected
Chloromethane	500	Not Detected	1000	Not Detected
Vinyl Chloride	120	Not Detected	320	Not Detected
1,3-Butadiene	120	Not Detected	280	Not Detected
Bromomethane	120	Not Detected	480	Not Detected
Chloroethane	500	Not Detected	1300	Not Detected
Freon 11	120	28000	700	150000
Ethanol	500	Not Detected	940	Not Detected
Freon 113	120	220	960	1700
1,1-Dichloroethene	120	Not Detected	500	Not Detected
Acetone	500	Not Detected	1200	Not Detected
2-Propanol	500	Not Detected	1200	Not Detected
Carbon Disulfide	120	Not Detected	390	Not Detected
3-Chloropropene	500	Not Detected	1600	Not Detected
Methylene Chloride	120	270	430	950
Methyl tert-butyl ether	120	Not Detected	450	Not Detected
trans-1,2-Dichloroethene	120	Not Detected	500	Not Detected
Hexane	120	Not Detected	440	Not Detected
1,1-Dichloroethane	120	Not Detected	500	Not Detected
2-Butanone (Methyl Ethyl Ketone)	500	Not Detected	1500	Not Detected
cis-1,2-Dichloroethene	120	Not Detected	500	Not Detected
Tetrahydrofuran	120	Not Detected	370	Not Detected
Chloroform	120	14000	610	67000
1,1,1-Trichloroethane	120	Not Detected	680	Not Detected
Cyclohexane	120	Not Detected	430	Not Detected
Carbon Tetrachloride	120	Not Detected	790	Not Detected
2,2,4-Trimethylpentane	120	Not Detected	580	Not Detected
Benzene	120	Not Detected	400	Not Detected
1,2-Dichloroethane	120	Not Detected	500	Not Detected
Heptane	120	Not Detected	510	Not Detected
Trichloroethene	120	Not Detected	670	Not Detected
1,2-Dichloropropane	120	Not Detected	580	Not Detected
1,4-Dioxane	500	Not Detected	1800	Not Detected
Bromodichloromethane	120	Not Detected	840	Not Detected
cis-1,3-Dichloropropene	120	Not Detected	570	Not Detected
4-Methyl-2-pentanone	120	Not Detected	510	Not Detected
Toluene	120	Not Detected	470	Not Detected
trans-1,3-Dichloropropene	120	Not Detected	570	Not Detected
1,1,2-Trichloroethane	120	Not Detected	680	Not Detected
Tetrachloroethene	120	Not Detected	850	Not Detected
2-Hexanone	500	Not Detected	2000	Not Detected

eurofins | Air Toxics

Client Sample ID: IN BETWEEN

Lab ID#: 1410014-02A

EPA METHOD TO-15 GC/MS

File Name:	**j101313**	**Date of Collection:**	**9/30/14 10:40:00 AM**
Dil. Factor:	**25.0**	**Date of Analysis:**	**10/13/14 03:18 PM**

Compound	Rpt. Limit (ppbv)	Amount (ppbv)	Rpt. Limit (ug/m3)	Amount (ug/m3)
Dibromochloromethane	120	Not Detected	1100	Not Detected
1,2-Dibromoethane (EDB)	120	Not Detected	960	Not Detected
Chlorobenzene	120	Not Detected	580	Not Detected
Ethyl Benzene	120	Not Detected	540	Not Detected
m,p-Xylene	120	Not Detected	540	Not Detected
o-Xylene	120	Not Detected	540	Not Detected
Styrene	120	Not Detected	530	Not Detected
Bromoform	120	Not Detected	1300	Not Detected
Cumene	120	Not Detected	610	Not Detected
1,1,2,2-Tetrachloroethane	120	Not Detected	860	Not Detected
Propylbenzene	120	Not Detected	610	Not Detected
4-Ethyltoluene	120	Not Detected	610	Not Detected
1,3,5-Trimethylbenzene	120	Not Detected	610	Not Detected
1,2,4-Trimethylbenzene	120	Not Detected	610	Not Detected
1,3-Dichlorobenzene	120	Not Detected	750	Not Detected
1,4-Dichlorobenzene	120	Not Detected	750	Not Detected
alpha-Chlorotoluene	120	Not Detected	650	Not Detected
1,2-Dichlorobenzene	120	Not Detected	750	Not Detected
1,2,4-Trichlorobenzene	500	Not Detected	3700	Not Detected
Hexachlorobutadiene	500	Not Detected	5300	Not Detected

Container Type: 1 Liter Summa Canister

Surrogates	%Recovery	Method Limits
1,2-Dichloroethane-d4	100	70-130
Toluene-d8	100	70-130
4-Bromofluorobenzene	99	70-130

eurofins | Air Toxics

Client Sample ID: EXHAUST

Lab ID#: 1410014-03A

EPA METHOD TO-15 GC/MS FULL SCAN

File Name:	**17100713**	**Date of Collection:**	**9/30/14 10:47:00 AM**
Dil. Factor:	**3.77**	**Date of Analysis:**	**10/7/14 03:41 PM**

Compound	Rpt. Limit (ppbv)	Amount (ppbv)	Rpt. Limit (ug/m3)	Amount (ug/m3)
Freon 12	1.9	470	9.3	2300
Freon 114	1.9	Not Detected	13	Not Detected
Chloromethane	19	Not Detected	39	Not Detected
Vinyl Chloride	1.9	Not Detected	4.8	Not Detected
1,3-Butadiene	1.9	Not Detected	4.2	Not Detected
Bromomethane	19	Not Detected	73	Not Detected
Chloroethane	7.5	Not Detected	20	Not Detected
Freon 11	1.9	Not Detected	10	Not Detected
Ethanol	7.5	Not Detected	14	Not Detected
Freon 113	1.9	Not Detected	14	Not Detected
1,1-Dichloroethene	1.9	Not Detected	7.5	Not Detected
Acetone	19	Not Detected	45	Not Detected
2-Propanol	7.5	Not Detected	18	Not Detected
Carbon Disulfide	7.5	Not Detected	23	Not Detected
3-Chloropropene	7.5	Not Detected	24	Not Detected
Methylene Chloride	19	Not Detected	65	Not Detected
Methyl tert-butyl ether	1.9	Not Detected	6.8	Not Detected
trans-1,2-Dichloroethene	1.9	Not Detected	7.5	Not Detected
Hexane	1.9	Not Detected	6.6	Not Detected
1,1-Dichloroethane	1.9	Not Detected	7.6	Not Detected
2-Butanone (Methyl Ethyl Ketone)	7.5	Not Detected	22	Not Detected
cis-1,2-Dichloroethene	1.9	Not Detected	7.5	Not Detected
Tetrahydrofuran	1.9	Not Detected	5.6	Not Detected
Chloroform	1.9	Not Detected	9.2	Not Detected
1,1,1-Trichloroethane	1.9	Not Detected	10	Not Detected
Cyclohexane	1.9	Not Detected	6.5	Not Detected
Carbon Tetrachloride	1.9	Not Detected	12	Not Detected
2,2,4-Trimethylpentane	1.9	Not Detected	8.8	Not Detected
Benzene	1.9	Not Detected	6.0	Not Detected
1,2-Dichloroethane	1.9	Not Detected	7.6	Not Detected
Heptane	1.9	Not Detected	7.7	Not Detected
Trichloroethene	1.9	Not Detected	10	Not Detected
1,2-Dichloropropane	1.9	Not Detected	8.7	Not Detected
1,4-Dioxane	7.5	Not Detected	27	Not Detected
Bromodichloromethane	1.9	Not Detected	13	Not Detected
cis-1,3-Dichloropropene	1.9	Not Detected	8.6	Not Detected
4-Methyl-2-pentanone	1.9	Not Detected	7.7	Not Detected
Toluene	1.9	10	7.1	39
trans-1,3-Dichloropropene	1.9	Not Detected	8.6	Not Detected
1,1,2-Trichloroethane	1.9	Not Detected	10	Not Detected
Tetrachloroethene	1.9	Not Detected	13	Not Detected
2-Hexanone	7.5	Not Detected	31	Not Detected

eurofins | Air Toxics

Client Sample ID: EXHAUST

Lab ID#: 1410014-03A

EPA METHOD TO-15 GC/MS FULL SCAN

File Name:	**17100713**	**Date of Collection:**	**9/30/14 10:47:00 AM**
Dil. Factor:	**3.77**	**Date of Analysis:**	**10/7/14 03:41 PM**

Compound	Rpt. Limit (ppbv)	Amount (ppbv)	Rpt. Limit (ug/m3)	Amount (ug/m3)
Dibromochloromethane	1.9	Not Detected	16	Not Detected
1,2-Dibromoethane (EDB)	1.9	Not Detected	14	Not Detected
Chlorobenzene	1.9	Not Detected	8.7	Not Detected
Ethyl Benzene	1.9	Not Detected	8.2	Not Detected
m,p-Xylene	1.9	3.9	8.2	17
o-Xylene	1.9	Not Detected	8.2	Not Detected
Styrene	1.9	Not Detected	8.0	Not Detected
Bromoform	1.9	Not Detected	19	Not Detected
Cumene	1.9	Not Detected	9.3	Not Detected
1,1,2,2-Tetrachloroethane	1.9	Not Detected	13	Not Detected
Propylbenzene	1.9	Not Detected	9.3	Not Detected
4-Ethyltoluene	1.9	Not Detected	9.3	Not Detected
1,3,5-Trimethylbenzene	1.9	Not Detected	9.3	Not Detected
1,2,4-Trimethylbenzene	1.9	Not Detected	9.3	Not Detected
1,3-Dichlorobenzene	1.9	Not Detected	11	Not Detected
1,4-Dichlorobenzene	1.9	Not Detected	11	Not Detected
alpha-Chlorotoluene	1.9	Not Detected	9.8	Not Detected
1,2-Dichlorobenzene	1.9	Not Detected	11	Not Detected
1,2,4-Trichlorobenzene	7.5	Not Detected	56	Not Detected
Hexachlorobutadiene	7.5	Not Detected	80	Not Detected

Container Type: 1 Liter Summa Canister

Surrogates	%Recovery	Method Limits
Toluene-d8	104	70-130
1,2-Dichloroethane-d4	99	70-130
4-Bromofluorobenzene	86	70-130

eurofins | Air Toxics

Client Sample ID: Lab Blank

Lab ID#: 1410014-04A

EPA METHOD TO-15 GC/MS FULL SCAN

File Name:	**17100708**	**Date of Collection: NA**	
Dil. Factor:	**1.00**	**Date of Analysis: 10/7/14 12:49 PM**	

Compound	Rpt. Limit (ppbv)	Amount (ppbv)	Rpt. Limit (ug/m3)	Amount (ug/m3)
Freon 12	0.50	Not Detected	2.5	Not Detected
Freon 114	0.50	Not Detected	3.5	Not Detected
Chloromethane	5.0	Not Detected	10	Not Detected
Vinyl Chloride	0.50	Not Detected	1.3	Not Detected
1,3-Butadiene	0.50	Not Detected	1.1	Not Detected
Bromomethane	5.0	Not Detected	19	Not Detected
Chloroethane	2.0	Not Detected	5.3	Not Detected
Freon 11	0.50	Not Detected	2.8	Not Detected
Ethanol	2.0	Not Detected	3.8	Not Detected
Freon 113	0.50	Not Detected	3.8	Not Detected
1,1-Dichloroethene	0.50	Not Detected	2.0	Not Detected
Acetone	5.0	Not Detected	12	Not Detected
2-Propanol	2.0	Not Detected	4.9	Not Detected
Carbon Disulfide	2.0	Not Detected	6.2	Not Detected
3-Chloropropene	2.0	Not Detected	6.3	Not Detected
Methylene Chloride	5.0	Not Detected	17	Not Detected
Methyl tert-butyl ether	0.50	Not Detected	1.8	Not Detected
trans-1,2-Dichloroethene	0.50	Not Detected	2.0	Not Detected
Hexane	0.50	Not Detected	1.8	Not Detected
1,1-Dichloroethane	0.50	Not Detected	2.0	Not Detected
2-Butanone (Methyl Ethyl Ketone)	2.0	Not Detected	5.9	Not Detected
cis-1,2-Dichloroethene	0.50	Not Detected	2.0	Not Detected
Tetrahydrofuran	0.50	Not Detected	1.5	Not Detected
Chloroform	0.50	Not Detected	2.4	Not Detected
1,1,1-Trichloroethane	0.50	Not Detected	2.7	Not Detected
Cyclohexane	0.50	Not Detected	1.7	Not Detected
Carbon Tetrachloride	0.50	Not Detected	3.1	Not Detected
2,2,4-Trimethylpentane	0.50	Not Detected	2.3	Not Detected
Benzene	0.50	Not Detected	1.6	Not Detected
1,2-Dichloroethane	0.50	Not Detected	2.0	Not Detected
Heptane	0.50	Not Detected	2.0	Not Detected
Trichloroethene	0.50	Not Detected	2.7	Not Detected
1,2-Dichloropropane	0.50	Not Detected	2.3	Not Detected
1,4-Dioxane	2.0	Not Detected	7.2	Not Detected
Bromodichloromethane	0.50	Not Detected	3.4	Not Detected
cis-1,3-Dichloropropene	0.50	Not Detected	2.3	Not Detected
4-Methyl-2-pentanone	0.50	Not Detected	2.0	Not Detected
Toluene	0.50	Not Detected	1.9	Not Detected
trans-1,3-Dichloropropene	0.50	Not Detected	2.3	Not Detected
1,1,2-Trichloroethane	0.50	Not Detected	2.7	Not Detected
Tetrachloroethene	0.50	Not Detected	3.4	Not Detected
2-Hexanone	2.0	Not Detected	8.2	Not Detected

eurofins | Air Toxics

Client Sample ID: Lab Blank

Lab ID#: 1410014-04A

EPA METHOD TO-15 GC/MS FULL SCAN

File Name:	**17100708**	**Date of Collection: NA**	
Dil. Factor:	**1.00**	**Date of Analysis: 10/7/14 12:49 PM**	

Compound	Rpt. Limit (ppbv)	Amount (ppbv)	Rpt. Limit (ug/m3)	Amount (ug/m3)
Dibromochloromethane	0.50	Not Detected	4.2	Not Detected
1,2-Dibromoethane (EDB)	0.50	Not Detected	3.8	Not Detected
Chlorobenzene	0.50	Not Detected	2.3	Not Detected
Ethyl Benzene	0.50	Not Detected	2.2	Not Detected
m,p-Xylene	0.50	Not Detected	2.2	Not Detected
o-Xylene	0.50	Not Detected	2.2	Not Detected
Styrene	0.50	Not Detected	2.1	Not Detected
Bromoform	0.50	Not Detected	5.2	Not Detected
Cumene	0.50	Not Detected	2.4	Not Detected
1,1,2,2-Tetrachloroethane	0.50	Not Detected	3.4	Not Detected
Propylbenzene	0.50	Not Detected	2.4	Not Detected
4-Ethyltoluene	0.50	Not Detected	2.4	Not Detected
1,3,5-Trimethylbenzene	0.50	Not Detected	2.4	Not Detected
1,2,4-Trimethylbenzene	0.50	Not Detected	2.4	Not Detected
1,3-Dichlorobenzene	0.50	Not Detected	3.0	Not Detected
1,4-Dichlorobenzene	0.50	Not Detected	3.0	Not Detected
alpha-Chlorotoluene	0.50	Not Detected	2.6	Not Detected
1,2-Dichlorobenzene	0.50	Not Detected	3.0	Not Detected
1,2,4-Trichlorobenzene	2.0	Not Detected	15	Not Detected
Hexachlorobutadiene	2.0	Not Detected	21	Not Detected

Container Type: NA - Not Applicable

Surrogates	%Recovery	Method Limits
Toluene-d8	105	70-130
1,2-Dichloroethane-d4	99	70-130
4-Bromofluorobenzene	85	70-130

eurofins | Air Toxics

Client Sample ID: Lab Blank

Lab ID#: 1410014-04B

EPA METHOD TO-15 GC/MS

File Name:	**j101305**	**Date of Collection: NA**	
Dil. Factor:	**1.00**	**Date of Analysis: 10/13/14 10:12 AM**	

Compound	Rpt. Limit (ppbv)	Amount (ppbv)	Rpt. Limit (ug/m3)	Amount (ug/m3)
Freon 12	5.0	Not Detected	25	Not Detected
Freon 114	5.0	Not Detected	35	Not Detected
Chloromethane	20	Not Detected	41	Not Detected
Vinyl Chloride	5.0	Not Detected	13	Not Detected
1,3-Butadiene	5.0	Not Detected	11	Not Detected
Bromomethane	5.0	Not Detected	19	Not Detected
Chloroethane	20	Not Detected	53	Not Detected
Freon 11	5.0	Not Detected	28	Not Detected
Ethanol	20	Not Detected	38	Not Detected
Freon 113	5.0	Not Detected	38	Not Detected
1,1-Dichloroethene	5.0	Not Detected	20	Not Detected
Acetone	20	Not Detected	48	Not Detected
2-Propanol	20	Not Detected	49	Not Detected
Carbon Disulfide	5.0	Not Detected	16	Not Detected
3-Chloropropene	20	Not Detected	63	Not Detected
Methylene Chloride	5.0	Not Detected	17	Not Detected
Methyl tert-butyl ether	5.0	Not Detected	18	Not Detected
trans-1,2-Dichloroethene	5.0	Not Detected	20	Not Detected
Hexane	5.0	Not Detected	18	Not Detected
1,1-Dichloroethane	5.0	Not Detected	20	Not Detected
2-Butanone (Methyl Ethyl Ketone)	20	Not Detected	59	Not Detected
cis-1,2-Dichloroethene	5.0	Not Detected	20	Not Detected
Tetrahydrofuran	5.0	Not Detected	15	Not Detected
Chloroform	5.0	Not Detected	24	Not Detected
1,1,1-Trichloroethane	5.0	Not Detected	27	Not Detected
Cyclohexane	5.0	Not Detected	17	Not Detected
Carbon Tetrachloride	5.0	Not Detected	31	Not Detected
2,2,4-Trimethylpentane	5.0	Not Detected	23	Not Detected
Benzene	5.0	Not Detected	16	Not Detected
1,2-Dichloroethane	5.0	Not Detected	20	Not Detected
Heptane	5.0	Not Detected	20	Not Detected
Trichloroethene	5.0	Not Detected	27	Not Detected
1,2-Dichloropropane	5.0	Not Detected	23	Not Detected
1,4-Dioxane	20	Not Detected	72	Not Detected
Bromodichloromethane	5.0	Not Detected	34	Not Detected
cis-1,3-Dichloropropene	5.0	Not Detected	23	Not Detected
4-Methyl-2-pentanone	5.0	Not Detected	20	Not Detected
Toluene	5.0	Not Detected	19	Not Detected
trans-1,3-Dichloropropene	5.0	Not Detected	23	Not Detected
1,1,2-Trichloroethane	5.0	Not Detected	27	Not Detected
Tetrachloroethene	5.0	Not Detected	34	Not Detected
2-Hexanone	20	Not Detected	82	Not Detected

eurofins | Air Toxics

Client Sample ID: Lab Blank

Lab ID#: 1410014-04B

EPA METHOD TO-15 GC/MS

File Name:	j101305	**Date of Collection: NA**	
Dil. Factor:	1.00	**Date of Analysis: 10/13/14 10:12 AM**	

Compound	Rpt. Limit (ppbv)	Amount (ppbv)	Rpt. Limit (ug/m3)	Amount (ug/m3)
Dibromochloromethane	5.0	Not Detected	42	Not Detected
1,2-Dibromoethane (EDB)	5.0	Not Detected	38	Not Detected
Chlorobenzene	5.0	Not Detected	23	Not Detected
Ethyl Benzene	5.0	Not Detected	22	Not Detected
m,p-Xylene	5.0	Not Detected	22	Not Detected
o-Xylene	5.0	Not Detected	22	Not Detected
Styrene	5.0	Not Detected	21	Not Detected
Bromoform	5.0	Not Detected	52	Not Detected
Cumene	5.0	Not Detected	24	Not Detected
1,1,2,2-Tetrachloroethane	5.0	Not Detected	34	Not Detected
Propylbenzene	5.0	Not Detected	24	Not Detected
4-Ethyltoluene	5.0	Not Detected	24	Not Detected
1,3,5-Trimethylbenzene	5.0	Not Detected	24	Not Detected
1,2,4-Trimethylbenzene	5.0	Not Detected	24	Not Detected
1,3-Dichlorobenzene	5.0	Not Detected	30	Not Detected
1,4-Dichlorobenzene	5.0	Not Detected	30	Not Detected
alpha-Chlorotoluene	5.0	Not Detected	26	Not Detected
1,2-Dichlorobenzene	5.0	Not Detected	30	Not Detected
1,2,4-Trichlorobenzene	20	Not Detected	150	Not Detected
Hexachlorobutadiene	20	Not Detected	210	Not Detected

Container Type: NA - Not Applicable

Surrogates	%Recovery	Method Limits
1,2-Dichloroethane-d4	100	70-130
Toluene-d8	98	70-130
4-Bromofluorobenzene	100	70-130

eurofins | Air Toxics

Client Sample ID: CCV

Lab ID#: 1410014-05A

EPA METHOD TO-15 GC/MS FULL SCAN

File Name:	**17100702**	**Date of Collection: NA**
Dil. Factor:	**1.00**	**Date of Analysis: 10/7/14 09:49 AM**

Compound	%Recovery
Freon 12	101
Freon 114	95
Chloromethane	127
Vinyl Chloride	118
1,3-Butadiene	118
Bromomethane	106
Chloroethane	120
Freon 11	97
Ethanol	129
Freon 113	91
1,1-Dichloroethene	90
Acetone	124
2-Propanol	118
Carbon Disulfide	116
3-Chloropropene	107
Methylene Chloride	116
Methyl tert-butyl ether	98
trans-1,2-Dichloroethene	97
Hexane	112
1,1-Dichloroethane	112
2-Butanone (Methyl Ethyl Ketone)	110
cis-1,2-Dichloroethene	93
Tetrahydrofuran	124
Chloroform	105
1,1,1-Trichloroethane	97
Cyclohexane	96
Carbon Tetrachloride	92
2,2,4-Trimethylpentane	111
Benzene	115
1,2-Dichloroethane	102
Heptane	110
Trichloroethene	104
1,2-Dichloropropane	117
1,4-Dioxane	103
Bromodichloromethane	106
cis-1,3-Dichloropropene	104
4-Methyl-2-pentanone	108
Toluene	105
trans-1,3-Dichloropropene	106
1,1,2-Trichloroethane	104
Tetrachloroethene	93
2-Hexanone	117

eurofins | Air Toxics

Client Sample ID: CCV

Lab ID#: 1410014-05A

EPA METHOD TO-15 GC/MS FULL SCAN

File Name:	**17100702**	**Date of Collection: NA**	
Dil. Factor:	**1.00**	**Date of Analysis: 10/7/14 09:49 AM**	

Compound	**%Recovery**
Dibromochloromethane	98
1,2-Dibromoethane (EDB)	101
Chlorobenzene	97
Ethyl Benzene	98
m,p-Xylene	96
o-Xylene	97
Styrene	99
Bromoform	92
Cumene	100
1,1,2,2-Tetrachloroethane	115
Propylbenzene	107
4-Ethyltoluene	100
1,3,5-Trimethylbenzene	98
1,2,4-Trimethylbenzene	100
1,3-Dichlorobenzene	99
1,4-Dichlorobenzene	97
alpha-Chlorotoluene	106
1,2-Dichlorobenzene	100
1,2,4-Trichlorobenzene	94
Hexachlorobutadiene	98

Container Type: NA - Not Applicable

Surrogates	**%Recovery**	**Method Limits**
Toluene-d8	108	70-130
1,2-Dichloroethane-d4	108	70-130
4-Bromofluorobenzene	91	70-130

eurofins | Air Toxics

Client Sample ID: CCV

Lab ID#: 1410014-05B

EPA METHOD TO-15 GC/MS

File Name:	**j101302**	**Date of Collection: NA**
Dil. Factor:	**1.00**	**Date of Analysis: 10/13/14 08:42 AM**

Compound	%Recovery
Freon 12	95
Freon 114	95
Chloromethane	97
Vinyl Chloride	94
1,3-Butadiene	90
Bromomethane	98
Chloroethane	94
Freon 11	92
Ethanol	86
Freon 113	93
1,1-Dichloroethene	96
Acetone	95
2-Propanol	84
Carbon Disulfide	87
3-Chloropropene	94
Methylene Chloride	91
Methyl tert-butyl ether	93
trans-1,2-Dichloroethene	94
Hexane	96
1,1-Dichloroethane	94
2-Butanone (Methyl Ethyl Ketone)	98
cis-1,2-Dichloroethene	96
Tetrahydrofuran	87
Chloroform	94
1,1,1-Trichloroethane	97
Cyclohexane	94
Carbon Tetrachloride	95
2,2,4-Trimethylpentane	97
Benzene	90
1,2-Dichloroethane	91
Heptane	92
Trichloroethene	89
1,2-Dichloropropane	89
1,4-Dioxane	87
Bromodichloromethane	90
cis-1,3-Dichloropropene	89
4-Methyl-2-pentanone	77
Toluene	93
trans-1,3-Dichloropropene	94
1,1,2-Trichloroethane	92
Tetrachloroethene	94
2-Hexanone	74

eurofins | Air Toxics

Client Sample ID: CCV

Lab ID#: 1410014-05B

EPA METHOD TO-15 GC/MS

File Name:	j101302	**Date of Collection: NA**	
Dil. Factor:	1.00	**Date of Analysis: 10/13/14 08:42 AM**	

Compound	%Recovery
Dibromochloromethane	93
1,2-Dibromoethane (EDB)	92
Chlorobenzene	90
Ethyl Benzene	90
m,p-Xylene	94
o-Xylene	93
Styrene	92
Bromoform	94
Cumene	96
1,1,2,2-Tetrachloroethane	90
Propylbenzene	91
4-Ethyltoluene	90
1,3,5-Trimethylbenzene	100
1,2,4-Trimethylbenzene	94
1,3-Dichlorobenzene	93
1,4-Dichlorobenzene	92
alpha-Chlorotoluene	85
1,2-Dichlorobenzene	94
1,2,4-Trichlorobenzene	96
Hexachlorobutadiene	96

Container Type: NA - Not Applicable

Surrogates	%Recovery	Method Limits
1,2-Dichloroethane-d4	103	70-130
Toluene-d8	99	70-130
4-Bromofluorobenzene	94	70-130

eurofins | Air Toxics

Client Sample ID: LCS

Lab ID#: 1410014-06A

EPA METHOD TO-15 GC/MS FULL SCAN

File Name:	**17100703**	**Date of Collection: NA**	
Dil. Factor:	**1.00**	**Date of Analysis: 10/7/14 10:13 AM**	

Compound	%Recovery	Method Limits
Freon 12	98	70-130
Freon 114	92	70-130
Chloromethane	113	70-130
Vinyl Chloride	116	70-130
1,3-Butadiene	111	70-130
Bromomethane	101	70-130
Chloroethane	117	70-130
Freon 11	94	70-130
Ethanol	128	70-130
Freon 113	101	70-130
1,1-Dichloroethene	99	70-130
Acetone	135 Q	70-130
2-Propanol	107	70-130
Carbon Disulfide	103	70-130
3-Chloropropene	106	70-130
Methylene Chloride	124	70-130
Methyl tert-butyl ether	95	70-130
trans-1,2-Dichloroethene	80	70-130
Hexane	111	70-130
1,1-Dichloroethane	110	70-130
2-Butanone (Methyl Ethyl Ketone)	106	70-130
cis-1,2-Dichloroethene	104	70-130
Tetrahydrofuran	118	70-130
Chloroform	102	70-130
1,1,1-Trichloroethane	95	70-130
Cyclohexane	96	70-130
Carbon Tetrachloride	89	70-130
2,2,4-Trimethylpentane	110	70-130
Benzene	111	70-130
1,2-Dichloroethane	100	70-130
Heptane	108	70-130
Trichloroethene	100	70-130
1,2-Dichloropropane	112	70-130
1,4-Dioxane	101	70-130
Bromodichloromethane	106	70-130
cis-1,3-Dichloropropene	105	70-130
4-Methyl-2-pentanone	99	70-130
Toluene	99	70-130
trans-1,3-Dichloropropene	94	70-130
1,1,2-Trichloroethane	96	70-130
Tetrachloroethene	89	70-130
2-Hexanone	95	70-130

eurofins | Air Toxics

Client Sample ID: LCS

Lab ID#: 1410014-06A

EPA METHOD TO-15 GC/MS FULL SCAN

File Name:	**17100703**	**Date of Collection: NA**	
Dil. Factor:	**1.00**	**Date of Analysis: 10/7/14 10:13 AM**	

Compound	**%Recovery**	**Method Limits**
Dibromochloromethane	97	70-130
1,2-Dibromoethane (EDB)	95	70-130
Chlorobenzene	92	70-130
Ethyl Benzene	92	70-130
m,p-Xylene	90	70-130
o-Xylene	90	70-130
Styrene	86	70-130
Bromoform	93	70-130
Cumene	96	70-130
1,1,2,2-Tetrachloroethane	109	70-130
Propylbenzene	100	70-130
4-Ethyltoluene	90	70-130
1,3,5-Trimethylbenzene	87	70-130
1,2,4-Trimethylbenzene	87	70-130
1,3-Dichlorobenzene	94	70-130
1,4-Dichlorobenzene	92	70-130
alpha-Chlorotoluene	106	70-130
1,2-Dichlorobenzene	94	70-130
1,2,4-Trichlorobenzene	100	70-130
Hexachlorobutadiene	98	70-130

Q = Exceeds Quality Control limits.

Container Type: NA - Not Applicable

Surrogates	**%Recovery**	**Method Limits**
Toluene-d8	106	70-130
1,2-Dichloroethane-d4	102	70-130
4-Bromofluorobenzene	90	70-130

eurofins | Air Toxics

Client Sample ID: LCSD

Lab ID#: 1410014-06AA

EPA METHOD TO-15 GC/MS FULL SCAN

File Name:	**17100704**	**Date of Collection: NA**	
Dil. Factor:	**1.00**	**Date of Analysis: 10/7/14 10:36 AM**	

Compound	%Recovery	Method Limits
Freon 12	100	70-130
Freon 114	94	70-130
Chloromethane	112	70-130
Vinyl Chloride	116	70-130
1,3-Butadiene	114	70-130
Bromomethane	104	70-130
Chloroethane	124	70-130
Freon 11	96	70-130
Ethanol	131 Q	70-130
Freon 113	104	70-130
1,1-Dichloroethene	101	70-130
Acetone	140 Q	70-130
2-Propanol	109	70-130
Carbon Disulfide	104	70-130
3-Chloropropene	108	70-130
Methylene Chloride	125	70-130
Methyl tert-butyl ether	96	70-130
trans-1,2-Dichloroethene	82	70-130
Hexane	113	70-130
1,1-Dichloroethane	111	70-130
2-Butanone (Methyl Ethyl Ketone)	108	70-130
cis-1,2-Dichloroethene	105	70-130
Tetrahydrofuran	118	70-130
Chloroform	104	70-130
1,1,1-Trichloroethane	96	70-130
Cyclohexane	98	70-130
Carbon Tetrachloride	92	70-130
2,2,4-Trimethylpentane	112	70-130
Benzene	112	70-130
1,2-Dichloroethane	100	70-130
Heptane	109	70-130
Trichloroethene	101	70-130
1,2-Dichloropropane	112	70-130
1,4-Dioxane	102	70-130
Bromodichloromethane	106	70-130
cis-1,3-Dichloropropene	105	70-130
4-Methyl-2-pentanone	100	70-130
Toluene	100	70-130
trans-1,3-Dichloropropene	96	70-130
1,1,2-Trichloroethane	98	70-130
Tetrachloroethene	91	70-130
2-Hexanone	96	70-130

eurofins | Air Toxics

Client Sample ID: LCSD

Lab ID#: 1410014-06AA

EPA METHOD TO-15 GC/MS FULL SCAN

File Name:	**17100704**	**Date of Collection: NA**	
Dil. Factor:	**1.00**	**Date of Analysis: 10/7/14 10:36 AM**	

Compound	**%Recovery**	**Method Limits**
Dibromochloromethane	99	70-130
1,2-Dibromoethane (EDB)	97	70-130
Chlorobenzene	94	70-130
Ethyl Benzene	94	70-130
m,p-Xylene	91	70-130
o-Xylene	92	70-130
Styrene	88	70-130
Bromoform	93	70-130
Cumene	99	70-130
1,1,2,2-Tetrachloroethane	110	70-130
Propylbenzene	103	70-130
4-Ethyltoluene	92	70-130
1,3,5-Trimethylbenzene	93	70-130
1,2,4-Trimethylbenzene	90	70-130
1,3-Dichlorobenzene	95	70-130
1,4-Dichlorobenzene	94	70-130
alpha-Chlorotoluene	107	70-130
1,2-Dichlorobenzene	96	70-130
1,2,4-Trichlorobenzene	105	70-130
Hexachlorobutadiene	104	70-130

Q = Exceeds Quality Control limits.

Container Type: NA - Not Applicable

Surrogates	**%Recovery**	**Method Limits**
Toluene-d8	106	70-130
1,2-Dichloroethane-d4	104	70-130
4-Bromofluorobenzene	93	70-130

eurofins | Air Toxics

Client Sample ID: LCS
Lab ID#: 1410014-06B
EPA METHOD TO-15 GC/MS

File Name:	j101303	Date of Collection: NA	
Dil. Factor:	1.00	Date of Analysis: 10/13/14 09:08 AM	

Compound	%Recovery	Method Limits
Freon 12	93	70-130
Freon 114	93	70-130
Chloromethane	98	70-130
Vinyl Chloride	94	70-130
1,3-Butadiene	84	70-130
Bromomethane	95	70-130
Chloroethane	92	70-130
Freon 11	89	70-130
Ethanol	102	70-130
Freon 113	92	70-130
1,1-Dichloroethene	95	70-130
Acetone	89	70-130
2-Propanol	98	70-130
Carbon Disulfide	77	70-130
3-Chloropropene	88	70-130
Methylene Chloride	90	70-130
Methyl tert-butyl ether	88	70-130
trans-1,2-Dichloroethene	83	70-130
Hexane	90	70-130
1,1-Dichloroethane	90	70-130
2-Butanone (Methyl Ethyl Ketone)	91	70-130
cis-1,2-Dichloroethene	90	70-130
Tetrahydrofuran	83	70-130
Chloroform	89	70-130
1,1,1-Trichloroethane	89	70-130
Cyclohexane	86	70-130
Carbon Tetrachloride	91	70-130
2,2,4-Trimethylpentane	89	70-130
Benzene	84	70-130
1,2-Dichloroethane	86	70-130
Heptane	83	70-130
Trichloroethene	86	70-130
1,2-Dichloropropane	82	70-130
1,4-Dioxane	92	70-130
Bromodichloromethane	88	70-130
cis-1,3-Dichloropropene	91	70-130
4-Methyl-2-pentanone	87	70-130
Toluene	85	70-130
trans-1,3-Dichloropropene	84	70-130
1,1,2-Trichloroethane	86	70-130
Tetrachloroethene	87	70-130
2-Hexanone	98	70-130

eurofins | Air Toxics

Client Sample ID: LCS

Lab ID#: 1410014-06B

EPA METHOD TO-15 GC/MS

File Name:	**j101303**	**Date of Collection: NA**	
Dil. Factor:	**1.00**	**Date of Analysis: 10/13/14 09:08 AM**	

Compound	**%Recovery**	**Method Limits**
Dibromochloromethane	88	70-130
1,2-Dibromoethane (EDB)	89	70-130
Chlorobenzene	85	70-130
Ethyl Benzene	83	70-130
m,p-Xylene	87	70-130
o-Xylene	88	70-130
Styrene	92	70-130
Bromoform	92	70-130
Cumene	92	70-130
1,1,2,2-Tetrachloroethane	89	70-130
Propylbenzene	90	70-130
4-Ethyltoluene	90	70-130
1,3,5-Trimethylbenzene	107	70-130
1,2,4-Trimethylbenzene	98	70-130
1,3-Dichlorobenzene	89	70-130
1,4-Dichlorobenzene	90	70-130
alpha-Chlorotoluene	155 Q	70-130
1,2-Dichlorobenzene	96	70-130
1,2,4-Trichlorobenzene	92	70-130
Hexachlorobutadiene	88	70-130

Q = Exceeds Quality Control limits.

Container Type: NA - Not Applicable

Surrogates	**%Recovery**	**Method Limits**
1,2-Dichloroethane-d4	102	70-130
Toluene-d8	98	70-130
4-Bromofluorobenzene	98	70-130

eurofins | Air Toxics

Client Sample ID: LCSD

Lab ID#: 1410014-06BB

EPA METHOD TO-15 GC/MS

File Name:	j101304	**Date of Collection: NA**	
Dil. Factor:	1.00	**Date of Analysis: 10/13/14 09:34 AM**	

Compound	%Recovery	Method Limits
Freon 12	94	70-130
Freon 114	93	70-130
Chloromethane	98	70-130
Vinyl Chloride	91	70-130
1,3-Butadiene	85	70-130
Bromomethane	93	70-130
Chloroethane	92	70-130
Freon 11	89	70-130
Ethanol	99	70-130
Freon 113	92	70-130
1,1-Dichloroethene	94	70-130
Acetone	91	70-130
2-Propanol	98	70-130
Carbon Disulfide	77	70-130
3-Chloropropene	90	70-130
Methylene Chloride	91	70-130
Methyl tert-butyl ether	89	70-130
trans-1,2-Dichloroethene	84	70-130
Hexane	89	70-130
1,1-Dichloroethane	89	70-130
2-Butanone (Methyl Ethyl Ketone)	90	70-130
cis-1,2-Dichloroethene	90	70-130
Tetrahydrofuran	81	70-130
Chloroform	89	70-130
1,1,1-Trichloroethane	91	70-130
Cyclohexane	88	70-130
Carbon Tetrachloride	89	70-130
2,2,4-Trimethylpentane	89	70-130
Benzene	84	70-130
1,2-Dichloroethane	92	70-130
Heptane	87	70-130
Trichloroethene	83	70-130
1,2-Dichloropropane	86	70-130
1,4-Dioxane	92	70-130
Bromodichloromethane	87	70-130
cis-1,3-Dichloropropene	88	70-130
4-Methyl-2-pentanone	93	70-130
Toluene	87	70-130
trans-1,3-Dichloropropene	86	70-130
1,1,2-Trichloroethane	86	70-130
Tetrachloroethene	88	70-130
2-Hexanone	97	70-130

eurofins | Air Toxics

Client Sample ID: LCSD

Lab ID#: 1410014-06BB

EPA METHOD TO-15 GC/MS

File Name:	**j101304**	**Date of Collection: NA**	
Dil. Factor:	**1.00**	**Date of Analysis: 10/13/14 09:34 AM**	

Compound	**%Recovery**	**Method Limits**
Dibromochloromethane	89	70-130
1,2-Dibromoethane (EDB)	89	70-130
Chlorobenzene	84	70-130
Ethyl Benzene	85	70-130
m,p-Xylene	88	70-130
o-Xylene	88	70-130
Styrene	92	70-130
Bromoform	90	70-130
Cumene	93	70-130
1,1,2,2-Tetrachloroethane	89	70-130
Propylbenzene	90	70-130
4-Ethyltoluene	92	70-130
1,3,5-Trimethylbenzene	102	70-130
1,2,4-Trimethylbenzene	101	70-130
1,3-Dichlorobenzene	93	70-130
1,4-Dichlorobenzene	92	70-130
alpha-Chlorotoluene	163 Q	70-130
1,2-Dichlorobenzene	99	70-130
1,2,4-Trichlorobenzene	125	70-130
Hexachlorobutadiene	119	70-130

Q = Exceeds Quality Control limits.

Container Type: NA - Not Applicable

Surrogates	**%Recovery**	**Method Limits**
1,2-Dichloroethane-d4	101	70-130
Toluene-d8	102	70-130
4-Bromofluorobenzene	102	70-130

14I0759

eurofins | Air Toxics

Sample Transportation Notice
Relinquishing signature on this document indicates that sample is being shipped in compliance with all applicable local, State, Federal, national, and international laws, regulations and ordinances of any kind. Air Toxics Limited assumes no liability with respect to the collection, handling or shipping of these samples. Relinquishing signature also indicates agreement to hold harmless, defend, and indemnify Air Toxics Limited against any claim, demand, or action, of any kind, related to the collection, handling, or shipping of samples. D.O.T. Hotline (800) 467-4922

180 BLUE RAVINE ROAD, SUITE B
FOLSOM, CA 95630-4719
(916) 985-1000 FAX (916) 985-1020

Page 1 of 1

Project Manager LLOYD M. WOODROCK
Collected by: (Print and Sign) L M Woodrock
Company U of A Email
Address City TUCSON State AZ Zip
Phone 520-349-1001 Fax

Project Info:
P.O. #
Project #
Project Name CARBON VAPOR

Turn Around Time:
☒ Normal
☐ Rush
specify

Lab Use Only
Pressurized by:
Date:
Pressurization Gas: N_2 He

Lab I.D.	Field Sample I.D. (Location)	Can #	Date of Collection	Time of Collection	Analyses Requested	Canister Pressure/Vacuum Initial	Final	Receipt	Final (psi)
01A	INLET 15769/	40962	09/30/14	1035 hrs		-27" Hg	-3" Hg		
02A	IN BETWEEN 37707/	20047	09/30/14	1040 hrs		-27" Hg	-3" Hg		
03A	EXHAUST 12380/	02720	09/30/14	1047 hrs		-26" Hg	-3" Hg		

Relinquished by: (signature)	Date/Time	Received by: (signature)	Date/Time
L M Woodrock	09/30 1314 hrs		9/30/14 1314

Notes: Temp 25.5

Lab Use Only	Shipper Name	Air Bill #	Temp (°C)	Condition	Custody Seals Intact?	Work Order #
	Fedex		NA	Good	Yes No None	1410014

Received by: [illegible] 10/1/14 0945

Form 1293 rev.11

SUBCONTRACT ORDER

Turner Laboratories, Inc.

14I0759

SENDING LABORATORY:	RECEIVING LABORATORY:
Turner Laboratories, Inc.	Air Toxics Ltd.
2445 N. Coyote Drive, Ste #104	180 Blue Ravine Rd., Suite B
Tucson, AZ 85745	Folsom, CA 95630
Phone: 520.882.5880	Phone :(800) 985-5955
Fax: 520.882.9788	Fax:
Project Manager: Terri Garcia	Please CC Dawn Weyer Dweyer@turnerlabs.com

Analysis	Expires	Laboratory ID	Comments
Sample ID: 14I0759-01 Air and Emissior Sampled:09/30/2014 10:35			
TO15Mod	10/07/2014 10:35		
TO15	10/07/2014 10:35		
Containers Supplied:			
Sample ID: 14I0759-02 Air and Emissior Sampled:09/30/2014 10:40			
TO15Mod	10/07/2014 10:40		
TO15	10/07/2014 10:40		
Containers Supplied:			
Sample ID: 14I0759-03 Air and Emissior Sampled:09/30/2014 10:47			
TO15Mod	10/07/2014 10:47		
TO15	10/07/2014 10:47		
Containers Supplied:			
Other (A)			

Custody Seal Intact?
Y N None Temp NA

Released By	Date	Received By	Date
	9/30/14 1600	Fedex	9/30/14 1600
Released By	Date	Received By	Date
			10/1/14 0945

Page 1 of 1

Attachment 3 – Laboratory Reports for November 2014 SVE Process Samples (CD only)

ORGANIC DATA ASSESSMENT SUMMARY

Project Information			
Project Name:	PTRL	Lab Name:	Air Toxics
Project Number:	1420112030	Lab Report Number:	14K0171
Reviewer's Signature:	Crystal Neirby	Number of Samples:	3 primary
Review Date:	1/13/2014	Matrix:	Air

Assessment Summary

Using the codes O, M, Z, and X described below, complete the table for a single quality control batch or sample delivery group. Identify comments by means of a footnote, e.g. M(2), describe in the space provided.

Method Name:	VOCs			
Method Number:	TO-15			
1. Preservation/hold times	O			
2. Blanks	O			
3. Surrogates	O			
4. Matrix spike/dup	NA			
5. Lab QC samples	X(1)(2)			
6. Overall assessment	O			

Assessment Codes:

O = No quality controls (QC) problems were identified for these criteria.

M = The results are qualified due to QC problems. The quantitative results will be qualified with a QC flag indicating that the results are estimated due to error greater than specified in the method.

Z = The results are unacceptable due to gross QC problems. The results will be qualified as rejected (R).

X = QC problems were identified, but they do not affect the results, or the reviewer is not certain of the effect on the results; or supporting documentation or data is not present in the laboratory data package.

NA = Not applicable

Assessment Code	Description	Action Required
X(1)	The recovery for 1,2,4-trichlorobenzene in the continuing calibration verification (CCV) associated with analysis on 11/18/2014 was	The low recovery equates to a low bias in the samples; and 1,2,4-trichlorobenzene was not detected in the associated samples. The

Assessment Code	Description	Action Required
	69 percent, below the control limits of 70 to 130 percent.	laboratory reported the non-detected results with a “UJ” flag to indicate the results are estimated and no further qualification is required.
X(2)	The recoveries for alpha-chlorotoluene in both LCS/LCSD samples associated with analysis on 11/18/2014 were greater than the control limits of 70 to 130 percent.	The high recoveries equate to a high bias in the samples and alpha-chlorotoluene was not detected in the associated samples. Therefore, sample results are not affected and are not qualified.

November 21, 2014

Lloyd Wundrock
University of Arizona- Risk Management Services
PO Box 210300, RM B 235
Tucson, AZ 85721

TEL (520) 621-1590
FAX (520) 621-3706

Work Order No.: 14K0171

RE: Page Ranch - SVE Carbon Vapor

Dear Lloyd Wundrock,

Turner Laboratories, Inc. received 3 sample(s) on 11/04/2014 for the analyses presented in the following report.

All results are intended to be considered in their entirety, and Turner Laboratories, Inc. is not responsible for use of less than the complete report. Results apply only to the samples analyzed. Samples will be disposed of 30 days after issue of our report unless special arrangements are made.

The pages that follow may contain sensitive, privileged or confidential information intended solely for the addressee named above. If you receive this message and are not the agent or employee of the addressee, this communication has been sent in error. Please do not disseminate or copy any of the attached and notify the sender immediately by telephone. Please also return the attached sheet(s) to the sender by mail.

Please call if you have any questions.

Respectfully submitted,

Turner Laboratories, Inc.
ADHS License AZ0066

Terri L. Garcia

Terri Garcia
Technical Director

Client: University of Arizona- Risk Management Servic
Project: Page Ranch - SVE Carbon Vapor
Work Order: 14K0171
Date Received: 11/04/2014

Work Order Sample Summary

Lab Sample ID	Client Sample ID	Matrix	Collection Date/Time
14K0171-01	Inlet 1572340916	Air and Emissions	11/04/2014 0950
14K0171-02	In Between 3730903088	Air and Emissions	11/04/2014 0955
14K0171-03	Exhaust 2383803705	Air and Emissions	11/04/2014 1000

Client: University of Arizona- Risk Management Services
Project: Page Ranch - SVE Carbon Vapor
Work Order: 14K0171
Date Received: 11/04/2014

Case Narrative

The TO-15 analyses were performed by Air Toxics, LTD. in Folsom, CA.

eurofins | Air Toxics

14K0171

Sample Transportation Notice
Relinquishing signature on this document indicates that sample is being shipped in compliance with all applicable local, State, Federal, national, and international laws, regulations and ordinances of any kind. Air Toxics Limited assumes no liability with respect to the collection, handling or shipping of these samples. Relinquishing signature also indicates agreement to hold harmless, defend, and indemnify Air Toxics Limited against any claim, demand, or action, of any kind, related to the collection, handling or shipping of samples. D.O.T. Hotline (800) 467-4922

180 BLUE RAVINE ROAD, SUITE B
FOLSOM, CA 95630-4719
(916) 985-1000 FAX (916) 985-1020

Page 1 of 1

Project Manager: LLOYD M. WUNDROCK
Collected by: (Print and Sign) LLOYD M. WUNDROCK
Company: USA Email: LM Wundrock
Address: City: TUCSON State: AZ Zip:
Phone: 349-1001 Fax:

Project Info:
P.O. #:
Project #: PTRL-SVE
Project Name: CARBON VAPOR

Turn Around Time:
☒ Normal
☐ Rush
specify

Lab Use Only
Pressurized by:
Date:
Pressurization Gas: N_2 He

Lab I.D.	Field Sample I.D. (Location)	Can #	Date of Collection	Time of Collection	Analyses Requested	Canister Pressure/Vacuum Initial	Final	Receipt	Final (psi)
	INLET 15723	40916	11-04-2014	0950hrs		-29" Hg	-3" Hg		
	IN-BETWEEN 37309	03088	"	0955hrs		-26" Hg	-3" Hg		
	EXHAUST 23838	03705	"	1000hrs		-26" Hg	-3 Hg		
	12:30								

Relinquished by: (signature)	Date/Time	Received by: (signature)	Date/Time
LM Wundrock	11-04-2014		11/4/14 1230
Relinquished by: (signature)	Date/Time	Received by: (signature)	Date/Time
Relinquished by: (signature)	Date/Time	Received by: (signature)	Date/Time

Notes:
Temp 26.2

Lab Use Only	Shipper Name	Air Bill #	Temp (°C)	Condition	Custody Seals Intact?	Work Order #
					Yes No None	

Form 1293 rev.11

SUBCONTRACT ORDER

Turner Laboratories, Inc.

14K0171

SENDING LABORATORY:

Turner Laboratories, Inc.
2445 N. Coyote Drive, Ste #104
Tucson, AZ 85745
Phone: 520.882.5880
Fax: 520.882.9788
Project Manager: Terri Garcia

RECEIVING LABORATORY:

Air Toxics Ltd.
180 Blue Ravine Rd., Suite B
Folsom, CA 95630
Phone :(800) 985-5955
Fax:
Please CC Dawn Weyer Dweyer@turnerlabs.com

Analysis	Expires	Laboratory ID	Comments
Sample ID: 14K0171-01 Air and Emissior Sampled:11/04/2014 09:50		01A	
TO15Mod	11/11/2014 09:50		
TO15	11/11/2014 09:50		
Containers Supplied:			
Sample ID: 14K0171-02 Air and Emissior Sampled:11/04/2014 09:55		02A	
TO15Mod	11/11/2014 09:55		
TO15	11/11/2014 09:55		
Containers Supplied:			
Sample ID: 14K0171-03 Air and Emissior Sampled:11/04/2014 10:00		03A	
TO15Mod	11/11/2014 10:00		
TO15	11/11/2014 10:00		
Containers Supplied:			
Other (A)			

Released By	Date	Received By	Date
	11/4/14 1600	Fedex	11/4/14 1600
Released By	Date	Received By	Date
		[illegible] EAR	11/5/14 0930

WO # 1411072 Page 1 of 1

eurofins | Air Toxics

11/19/2014
Terri Garcia
Turner Laboratories, Inc.
2445 North Coyote Drive
Suite 104
Tucson AZ 85745

Project Name: CARBON VAPOR
Project #: PTRL-SVE
Workorder #: 1411072

Dear Terri Garcia

The following report includes the data for the above referenced project for sample(s) received on 11/5/2014 at Air Toxics Ltd.

The data and associated QC analyzed by TO-15 are compliant with the project requirements or laboratory criteria with the exception of the deviations noted in the attached case narrative.

Thank you for choosing Air Toxics Ltd. for your air analysis needs. Air Toxics Ltd. is committed to providing accurate data of the highest quality. Please feel free to contact the Project Manager: Kyle Vagadori at 916-985-1000 if you have any questions regarding the data in this report.

Regards,

Kyle Vagadori
Project Manager

eurofins | Air Toxics

WORK ORDER #: 1411072

Work Order Summary

CLIENT:	Terri Garcia Turner Laboratories, Inc. 2445 North Coyote Drive Suite 104 Tucson, AZ 85745	**BILL TO:**	Terri Garcia Turner Laboratories, Inc. 2445 North Coyote Drive Suite 104 Tucson, AZ 85745
PHONE:	520-882-5880	**P.O. #**	
FAX:	520-882-9788	**PROJECT #**	PTRL-SVE CARBON VAPOR
DATE RECEIVED:	11/05/2014	**CONTACT:**	Kyle Vagadori
DATE COMPLETED:	11/19/2014		

FRACTION #	NAME	TEST	RECEIPT VAC./PRES.	FINAL PRESSURE
01A	INLET 15723	TO-15	5.5 "Hg	14.5 psi
02A	IN-BETWEEN 37309	TO-15	5.5 "Hg	15.2 psi
03A	EXHAUST 23838	TO-15	3.3 "Hg	14.9 psi
04A	Lab Blank	TO-15	NA	NA
04B	Lab Blank	TO-15	NA	NA
05A	CCV	TO-15	NA	NA
05B	CCV	TO-15	NA	NA
06A	LCS	TO-15	NA	NA
06AA	LCSD	TO-15	NA	NA
06B	LCS	TO-15	NA	NA
06BB	LCSD	TO-15	NA	NA

CERTIFIED BY: Heidi Hayes DATE: 11/19/14

Technical Director

Certification numbers: AZ Licensure AZ0775, NJ NELAP - CA016, NY NELAP - 11291,
TX NELAP - T104704343-14-7, UT NELAP CA009332014-5, VA NELAP - 460197, WA NELAP - C935
Name of Accreditation Body: NELAP/ORELAP (Oregon Environmental Laboratory Accreditation Program)
Accreditation number: CA300005, Effective date: 10/18/2014, Expiration date: 10/17/2015.
Eurofins Air Toxics Inc.. certifies that the test results contained in this report meet all requirements of the NELAC standards

This report shall not be reproduced, except in full, without the written approval of Eurofins Air Toxics, Inc.

180 BLUE RAVINE ROAD, SUITE B FOLSOM, CA - 9563
(916) 985-1000 . (800) 985-5955 . FAX (916) 985-1020

LABORATORY NARRATIVE
EPA Method TO-15
Turner Laboratories, Inc.
Workorder# 1411072

Three 1 Liter Summa Canister samples were received on November 05, 2014. The laboratory performed analysis via EPA Method TO-15 using GC/MS in the full scan mode.

This workorder was independently validated prior to submittal using 'USEPA National Functional Guidelines' as generally applied to the analysis of volatile organic compounds in air. A rules-based, logic driven, independent validation engine was employed to assess completeness, evaluate pass/fail of relevant project quality control requirements and verification of all quantified amounts.

Receiving Notes

There were no receiving discrepancies.

Analytical Notes

All Quality Control Limit exceedances and affected sample results are noted by flags. Each flag is defined at the bottom of this Case Narrative and on each Sample Result Summary page. Target compound non-detects in the samples that are associated with high bias in QC analyses have not been flagged.

Dilution was performed on samples INLET 15723, IN-BETWEEN 37309 and EXHAUST 23838 due to the presence of high level target species.

Definition of Data Qualifying Flags

Eight qualifiers may have been used on the data analysis sheets and indicates as follows:

B - Compound present in laboratory blank greater than reporting limit (background subtraction not performed).

J - Estimated value.

E - Exceeds instrument calibration range.

S - Saturated peak.

Q - Exceeds quality control limits.

U - Compound analyzed for but not detected above the reporting limit, LOD, or MDL value. See data page for project specific U-flag definition.

UJ- Non-detected compound associated with low bias in the CCV

N - The identification is based on presumptive evidence.

File extensions may have been used on the data analysis sheets and indicates as follows:

a-File was requantified

b-File was quantified by a second column and detector

r1-File was requantified for the purpose of reissue

eurofins | Air Toxics

Summary of Detected Compounds
EPA METHOD TO-15 GC/MS

Client Sample ID: INLET 15723

Lab ID#: 1411072-01A

Compound	Rpt. Limit (ppbv)	Amount (ppbv)	Rpt. Limit (ug/m3)	Amount (ug/m3)
Freon 12	200	420	1000	2100
Freon 11	200	12000	1100	69000
Freon 113	200	780	1600	6000
Chloroform	200	43000	990	210000
Carbon Tetrachloride	200	1000	1300	6500
1,2-Dichloroethane	200	620	820	2500
Trichloroethene	200	790	1100	4200
Tetrachloroethene	200	210	1400	1400

Client Sample ID: IN-BETWEEN 37309

Lab ID#: 1411072-02A

Compound	Rpt. Limit (ppbv)	Amount (ppbv)	Rpt. Limit (ug/m3)	Amount (ug/m3)
Freon 12	100	310	510	1600
Freon 11	100	11000	580	62000
Freon 113	100	490	800	3800
1,1-Dichloroethene	100	140	410	550
Methylene Chloride	100	110	360	400
Chloroform	100	29000	510	140000

Client Sample ID: EXHAUST 23838

Lab ID#: 1411072-03A

Compound	Rpt. Limit (ppbv)	Amount (ppbv)	Rpt. Limit (ug/m3)	Amount (ug/m3)
Freon 12	3.8	380	19	1900
Freon 11	3.8	600	21	3400

eurofins | Air Toxics

Client Sample ID: INLET 15723

Lab ID#: 1411072-01A

EPA METHOD TO-15 GC/MS

File Name:	**j111814**	**Date of Collection:**	**11/4/14 9:50:00 AM**
Dil. Factor:	**40.5**	**Date of Analysis:**	**11/18/14 07:49 PM**

Compound	Rpt. Limit (ppbv)	Amount (ppbv)	Rpt. Limit (ug/m3)	Amount (ug/m3)
Freon 12	200	420	1000	2100
Freon 114	200	Not Detected	1400	Not Detected
Chloromethane	810	Not Detected	1700	Not Detected
Vinyl Chloride	200	Not Detected	520	Not Detected
1,3-Butadiene	200	Not Detected	450	Not Detected
Bromomethane	200	Not Detected	790	Not Detected
Chloroethane	810	Not Detected	2100	Not Detected
Freon 11	200	12000	1100	69000
Ethanol	810	Not Detected	1500	Not Detected
Freon 113	200	780	1600	6000
1,1-Dichloroethene	200	Not Detected	800	Not Detected
Acetone	810	Not Detected	1900	Not Detected
2-Propanol	810	Not Detected	2000	Not Detected
Carbon Disulfide	200	Not Detected	630	Not Detected
3-Chloropropene	810	Not Detected	2500	Not Detected
Methylene Chloride	200	Not Detected	700	Not Detected
Methyl tert-butyl ether	200	Not Detected	730	Not Detected
trans-1,2-Dichloroethene	200	Not Detected	800	Not Detected
Hexane	200	Not Detected	710	Not Detected
1,1-Dichloroethane	200	Not Detected	820	Not Detected
2-Butanone (Methyl Ethyl Ketone)	810	Not Detected	2400	Not Detected
cis-1,2-Dichloroethene	200	Not Detected	800	Not Detected
Tetrahydrofuran	200	Not Detected	600	Not Detected
Chloroform	200	43000	990	210000
1,1,1-Trichloroethane	200	Not Detected	1100	Not Detected
Cyclohexane	200	Not Detected	700	Not Detected
Carbon Tetrachloride	200	1000	1300	6500
2,2,4-Trimethylpentane	200	Not Detected	940	Not Detected
Benzene	200	Not Detected	650	Not Detected
1,2-Dichloroethane	200	620	820	2500
Heptane	200	Not Detected	830	Not Detected
Trichloroethene	200	790	1100	4200
1,2-Dichloropropane	200	Not Detected	940	Not Detected
1,4-Dioxane	810	Not Detected	2900	Not Detected
Bromodichloromethane	200	Not Detected	1400	Not Detected
cis-1,3-Dichloropropene	200	Not Detected	920	Not Detected
4-Methyl-2-pentanone	200	Not Detected	830	Not Detected
Toluene	200	Not Detected	760	Not Detected
trans-1,3-Dichloropropene	200	Not Detected	920	Not Detected
1,1,2-Trichloroethane	200	Not Detected	1100	Not Detected
Tetrachloroethene	200	210	1400	1400
2-Hexanone	810	Not Detected	3300	Not Detected

eurofins | Air Toxics

Client Sample ID: INLET 15723

Lab ID#: 1411072-01A

EPA METHOD TO-15 GC/MS

File Name:	**j111814**	**Date of Collection: 11/4/14 9:50:00 AM**	
Dil. Factor:	**40.5**	**Date of Analysis: 11/18/14 07:49 PM**	

Compound	Rpt. Limit (ppbv)	Amount (ppbv)	Rpt. Limit (ug/m3)	Amount (ug/m3)
Dibromochloromethane	200	Not Detected	1700	Not Detected
1,2-Dibromoethane (EDB)	200	Not Detected	1600	Not Detected
Chlorobenzene	200	Not Detected	930	Not Detected
Ethyl Benzene	200	Not Detected	880	Not Detected
m,p-Xylene	200	Not Detected	880	Not Detected
o-Xylene	200	Not Detected	880	Not Detected
Styrene	200	Not Detected	860	Not Detected
Bromoform	200	Not Detected	2100	Not Detected
Cumene	200	Not Detected	1000	Not Detected
1,1,2,2-Tetrachloroethane	200	Not Detected	1400	Not Detected
Propylbenzene	200	Not Detected	1000	Not Detected
4-Ethyltoluene	200	Not Detected	1000	Not Detected
1,3,5-Trimethylbenzene	200	Not Detected	1000	Not Detected
1,2,4-Trimethylbenzene	200	Not Detected	1000	Not Detected
1,3-Dichlorobenzene	200	Not Detected	1200	Not Detected
1,4-Dichlorobenzene	200	Not Detected	1200	Not Detected
alpha-Chlorotoluene	200	Not Detected	1000	Not Detected
1,2-Dichlorobenzene	200	Not Detected	1200	Not Detected
1,2,4-Trichlorobenzene	810	Not Detected	6000	Not Detected
Hexachlorobutadiene	810	Not Detected	8600	Not Detected

Container Type: 1 Liter Summa Canister

Surrogates	%Recovery	Method Limits
1,2-Dichloroethane-d4	103	70-130
Toluene-d8	95	70-130
4-Bromofluorobenzene	100	70-130

eurofins | Air Toxics

Client Sample ID: IN-BETWEEN 37309

Lab ID#: 1411072-02A

EPA METHOD TO-15 GC/MS

File Name:	**j111815**	**Date of Collection:**	**11/4/14 9:55:00 AM**
Dil. Factor:	**20.8**	**Date of Analysis:**	**11/18/14 08:42 PM**

Compound	Rpt. Limit (ppbv)	Amount (ppbv)	Rpt. Limit (ug/m3)	Amount (ug/m3)
Freon 12	100	310	510	1600
Freon 114	100	Not Detected	730	Not Detected
Chloromethane	420	Not Detected	860	Not Detected
Vinyl Chloride	100	Not Detected	260	Not Detected
1,3-Butadiene	100	Not Detected	230	Not Detected
Bromomethane	100	Not Detected	400	Not Detected
Chloroethane	420	Not Detected	1100	Not Detected
Freon 11	100	11000	580	62000
Ethanol	420	Not Detected	780	Not Detected
Freon 113	100	490	800	3800
1,1-Dichloroethene	100	140	410	550
Acetone	420	Not Detected	990	Not Detected
2-Propanol	420	Not Detected	1000	Not Detected
Carbon Disulfide	100	Not Detected	320	Not Detected
3-Chloropropene	420	Not Detected	1300	Not Detected
Methylene Chloride	100	110	360	400
Methyl tert-butyl ether	100	Not Detected	370	Not Detected
trans-1,2-Dichloroethene	100	Not Detected	410	Not Detected
Hexane	100	Not Detected	370	Not Detected
1,1-Dichloroethane	100	Not Detected	420	Not Detected
2-Butanone (Methyl Ethyl Ketone)	420	Not Detected	1200	Not Detected
cis-1,2-Dichloroethene	100	Not Detected	410	Not Detected
Tetrahydrofuran	100	Not Detected	310	Not Detected
Chloroform	100	29000	510	140000
1,1,1-Trichloroethane	100	Not Detected	570	Not Detected
Cyclohexane	100	Not Detected	360	Not Detected
Carbon Tetrachloride	100	Not Detected	650	Not Detected
2,2,4-Trimethylpentane	100	Not Detected	480	Not Detected
Benzene	100	Not Detected	330	Not Detected
1,2-Dichloroethane	100	Not Detected	420	Not Detected
Heptane	100	Not Detected	430	Not Detected
Trichloroethene	100	Not Detected	560	Not Detected
1,2-Dichloropropane	100	Not Detected	480	Not Detected
1,4-Dioxane	420	Not Detected	1500	Not Detected
Bromodichloromethane	100	Not Detected	700	Not Detected
cis-1,3-Dichloropropene	100	Not Detected	470	Not Detected
4-Methyl-2-pentanone	100	Not Detected	430	Not Detected
Toluene	100	Not Detected	390	Not Detected
trans-1,3-Dichloropropene	100	Not Detected	470	Not Detected
1,1,2-Trichloroethane	100	Not Detected	570	Not Detected
Tetrachloroethene	100	Not Detected	700	Not Detected
2-Hexanone	420	Not Detected	1700	Not Detected

eurofins | Air Toxics

Client Sample ID: IN-BETWEEN 37309

Lab ID#: 1411072-02A

EPA METHOD TO-15 GC/MS

File Name:	**j111815**	**Date of Collection:**	**11/4/14 9:55:00 AM**
Dil. Factor:	**20.8**	**Date of Analysis:**	**11/18/14 08:42 PM**

Compound	Rpt. Limit (ppbv)	Amount (ppbv)	Rpt. Limit (ug/m3)	Amount (ug/m3)
Dibromochloromethane	100	Not Detected	880	Not Detected
1,2-Dibromoethane (EDB)	100	Not Detected	800	Not Detected
Chlorobenzene	100	Not Detected	480	Not Detected
Ethyl Benzene	100	Not Detected	450	Not Detected
m,p-Xylene	100	Not Detected	450	Not Detected
o-Xylene	100	Not Detected	450	Not Detected
Styrene	100	Not Detected	440	Not Detected
Bromoform	100	Not Detected	1100	Not Detected
Cumene	100	Not Detected	510	Not Detected
1,1,2,2-Tetrachloroethane	100	Not Detected	710	Not Detected
Propylbenzene	100	Not Detected	510	Not Detected
4-Ethyltoluene	100	Not Detected	510	Not Detected
1,3,5-Trimethylbenzene	100	Not Detected	510	Not Detected
1,2,4-Trimethylbenzene	100	Not Detected	510	Not Detected
1,3-Dichlorobenzene	100	Not Detected	620	Not Detected
1,4-Dichlorobenzene	100	Not Detected	620	Not Detected
alpha-Chlorotoluene	100	Not Detected	540	Not Detected
1,2-Dichlorobenzene	100	Not Detected	620	Not Detected
1,2,4-Trichlorobenzene	420	Not Detected	3100	Not Detected
Hexachlorobutadiene	420	Not Detected	4400	Not Detected

Container Type: 1 Liter Summa Canister

Surrogates	%Recovery	Method Limits
1,2-Dichloroethane-d4	101	70-130
Toluene-d8	98	70-130
4-Bromofluorobenzene	98	70-130

eurofins | Air Toxics

Client Sample ID: EXHAUST 23838

Lab ID#: 1411072-03A

EPA METHOD TO-15 GC/MS FULL SCAN

File Name:	**17111812**	**Date of Collection:**	**11/4/14 10:00:00 AM**
Dil. Factor:	**7.54**	**Date of Analysis:**	**11/18/14 03:23 PM**

Compound	Rpt. Limit (ppbv)	Amount (ppbv)	Rpt. Limit (ug/m3)	Amount (ug/m3)
Freon 12	3.8	380	19	1900
Freon 114	3.8	Not Detected	26	Not Detected
Chloromethane	38	Not Detected	78	Not Detected
Vinyl Chloride	3.8	Not Detected	9.6	Not Detected
1,3-Butadiene	3.8	Not Detected	8.3	Not Detected
Bromomethane	38	Not Detected	150	Not Detected
Chloroethane	15	Not Detected	40	Not Detected
Freon 11	3.8	600	21	3400
Ethanol	15	Not Detected	28	Not Detected
Freon 113	3.8	Not Detected	29	Not Detected
1,1-Dichloroethene	3.8	Not Detected	15	Not Detected
Acetone	38	Not Detected	90	Not Detected
2-Propanol	15	Not Detected	37	Not Detected
Carbon Disulfide	15	Not Detected	47	Not Detected
3-Chloropropene	15	Not Detected	47	Not Detected
Methylene Chloride	38	Not Detected	130	Not Detected
Methyl tert-butyl ether	3.8	Not Detected	14	Not Detected
trans-1,2-Dichloroethene	3.8	Not Detected	15	Not Detected
Hexane	3.8	Not Detected	13	Not Detected
1,1-Dichloroethane	3.8	Not Detected	15	Not Detected
2-Butanone (Methyl Ethyl Ketone)	15	Not Detected	44	Not Detected
cis-1,2-Dichloroethene	3.8	Not Detected	15	Not Detected
Tetrahydrofuran	3.8	Not Detected	11	Not Detected
Chloroform	3.8	Not Detected	18	Not Detected
1,1,1-Trichloroethane	3.8	Not Detected	20	Not Detected
Cyclohexane	3.8	Not Detected	13	Not Detected
Carbon Tetrachloride	3.8	Not Detected	24	Not Detected
2,2,4-Trimethylpentane	3.8	Not Detected	18	Not Detected
Benzene	3.8	Not Detected	12	Not Detected
1,2-Dichloroethane	3.8	Not Detected	15	Not Detected
Heptane	3.8	Not Detected	15	Not Detected
Trichloroethene	3.8	Not Detected	20	Not Detected
1,2-Dichloropropane	3.8	Not Detected	17	Not Detected
1,4-Dioxane	15	Not Detected	54	Not Detected
Bromodichloromethane	3.8	Not Detected	25	Not Detected
cis-1,3-Dichloropropene	3.8	Not Detected	17	Not Detected
4-Methyl-2-pentanone	3.8	Not Detected	15	Not Detected
Toluene	3.8	Not Detected	14	Not Detected
trans-1,3-Dichloropropene	3.8	Not Detected	17	Not Detected
1,1,2-Trichloroethane	3.8	Not Detected	20	Not Detected
Tetrachloroethene	3.8	Not Detected	26	Not Detected
2-Hexanone	15	Not Detected	62	Not Detected

eurofins | Air Toxics

Client Sample ID: EXHAUST 23838

Lab ID#: 1411072-03A

EPA METHOD TO-15 GC/MS FULL SCAN

File Name:	**17111812**	**Date of Collection:**	**11/4/14 10:00:00 AM**
Dil. Factor:	**7.54**	**Date of Analysis:**	**11/18/14 03:23 PM**

Compound	Rpt. Limit (ppbv)	Amount (ppbv)	Rpt. Limit (ug/m3)	Amount (ug/m3)
Dibromochloromethane	3.8	Not Detected	32	Not Detected
1,2-Dibromoethane (EDB)	3.8	Not Detected	29	Not Detected
Chlorobenzene	3.8	Not Detected	17	Not Detected
Ethyl Benzene	3.8	Not Detected	16	Not Detected
m,p-Xylene	3.8	Not Detected	16	Not Detected
o-Xylene	3.8	Not Detected	16	Not Detected
Styrene	3.8	Not Detected	16	Not Detected
Bromoform	3.8	Not Detected	39	Not Detected
Cumene	3.8	Not Detected	18	Not Detected
1,1,2,2-Tetrachloroethane	3.8	Not Detected	26	Not Detected
Propylbenzene	3.8	Not Detected	18	Not Detected
4-Ethyltoluene	3.8	Not Detected	18	Not Detected
1,3,5-Trimethylbenzene	3.8	Not Detected	18	Not Detected
1,2,4-Trimethylbenzene	3.8	Not Detected	18	Not Detected
1,3-Dichlorobenzene	3.8	Not Detected	23	Not Detected
1,4-Dichlorobenzene	3.8	Not Detected	23	Not Detected
alpha-Chlorotoluene	3.8	Not Detected	20	Not Detected
1,2-Dichlorobenzene	3.8	Not Detected	23	Not Detected
1,2,4-Trichlorobenzene	15	Not Detected UJ	110	Not Detected UJ
Hexachlorobutadiene	15	Not Detected	160	Not Detected

UJ = Analyte associated with low bias in the CCV and/or LCS.

Container Type: 1 Liter Summa Canister

Surrogates	%Recovery	Method Limits
Toluene-d8	98	70-130
1,2-Dichloroethane-d4	100	70-130
4-Bromofluorobenzene	88	70-130

eurofins | Air Toxics

Client Sample ID: Lab Blank

Lab ID#: 1411072-04A

EPA METHOD TO-15 GC/MS FULL SCAN

File Name:	**17111806**	**Date of Collection: NA**	
Dil. Factor:	**1.00**	**Date of Analysis: 11/18/14 12:42 PM**	

Compound	Rpt. Limit (ppbv)	Amount (ppbv)	Rpt. Limit (ug/m3)	Amount (ug/m3)
Freon 12	0.50	Not Detected	2.5	Not Detected
Freon 114	0.50	Not Detected	3.5	Not Detected
Chloromethane	5.0	Not Detected	10	Not Detected
Vinyl Chloride	0.50	Not Detected	1.3	Not Detected
1,3-Butadiene	0.50	Not Detected	1.1	Not Detected
Bromomethane	5.0	Not Detected	19	Not Detected
Chloroethane	2.0	Not Detected	5.3	Not Detected
Freon 11	0.50	Not Detected	2.8	Not Detected
Ethanol	2.0	Not Detected	3.8	Not Detected
Freon 113	0.50	Not Detected	3.8	Not Detected
1,1-Dichloroethene	0.50	Not Detected	2.0	Not Detected
Acetone	5.0	Not Detected	12	Not Detected
2-Propanol	2.0	Not Detected	4.9	Not Detected
Carbon Disulfide	2.0	Not Detected	6.2	Not Detected
3-Chloropropene	2.0	Not Detected	6.3	Not Detected
Methylene Chloride	5.0	Not Detected	17	Not Detected
Methyl tert-butyl ether	0.50	Not Detected	1.8	Not Detected
trans-1,2-Dichloroethene	0.50	Not Detected	2.0	Not Detected
Hexane	0.50	Not Detected	1.8	Not Detected
1,1-Dichloroethane	0.50	Not Detected	2.0	Not Detected
2-Butanone (Methyl Ethyl Ketone)	2.0	Not Detected	5.9	Not Detected
cis-1,2-Dichloroethene	0.50	Not Detected	2.0	Not Detected
Tetrahydrofuran	0.50	Not Detected	1.5	Not Detected
Chloroform	0.50	Not Detected	2.4	Not Detected
1,1,1-Trichloroethane	0.50	Not Detected	2.7	Not Detected
Cyclohexane	0.50	Not Detected	1.7	Not Detected
Carbon Tetrachloride	0.50	Not Detected	3.1	Not Detected
2,2,4-Trimethylpentane	0.50	Not Detected	2.3	Not Detected
Benzene	0.50	Not Detected	1.6	Not Detected
1,2-Dichloroethane	0.50	Not Detected	2.0	Not Detected
Heptane	0.50	Not Detected	2.0	Not Detected
Trichloroethene	0.50	Not Detected	2.7	Not Detected
1,2-Dichloropropane	0.50	Not Detected	2.3	Not Detected
1,4-Dioxane	2.0	Not Detected	7.2	Not Detected
Bromodichloromethane	0.50	Not Detected	3.4	Not Detected
cis-1,3-Dichloropropene	0.50	Not Detected	2.3	Not Detected
4-Methyl-2-pentanone	0.50	Not Detected	2.0	Not Detected
Toluene	0.50	Not Detected	1.9	Not Detected
trans-1,3-Dichloropropene	0.50	Not Detected	2.3	Not Detected
1,1,2-Trichloroethane	0.50	Not Detected	2.7	Not Detected
Tetrachloroethene	0.50	Not Detected	3.4	Not Detected
2-Hexanone	2.0	Not Detected	8.2	Not Detected

eurofins | Air Toxics

Client Sample ID: Lab Blank

Lab ID#: 1411072-04A

EPA METHOD TO-15 GC/MS FULL SCAN

File Name:	**17111806**	**Date of Collection: NA**	
Dil. Factor:	**1.00**	**Date of Analysis: 11/18/14 12:42 PM**	

Compound	Rpt. Limit (ppbv)	Amount (ppbv)	Rpt. Limit (ug/m3)	Amount (ug/m3)
Dibromochloromethane	0.50	Not Detected	4.2	Not Detected
1,2-Dibromoethane (EDB)	0.50	Not Detected	3.8	Not Detected
Chlorobenzene	0.50	Not Detected	2.3	Not Detected
Ethyl Benzene	0.50	Not Detected	2.2	Not Detected
m,p-Xylene	0.50	Not Detected	2.2	Not Detected
o-Xylene	0.50	Not Detected	2.2	Not Detected
Styrene	0.50	Not Detected	2.1	Not Detected
Bromoform	0.50	Not Detected	5.2	Not Detected
Cumene	0.50	Not Detected	2.4	Not Detected
1,1,2,2-Tetrachloroethane	0.50	Not Detected	3.4	Not Detected
Propylbenzene	0.50	Not Detected	2.4	Not Detected
4-Ethyltoluene	0.50	Not Detected	2.4	Not Detected
1,3,5-Trimethylbenzene	0.50	Not Detected	2.4	Not Detected
1,2,4-Trimethylbenzene	0.50	Not Detected	2.4	Not Detected
1,3-Dichlorobenzene	0.50	Not Detected	3.0	Not Detected
1,4-Dichlorobenzene	0.50	Not Detected	3.0	Not Detected
alpha-Chlorotoluene	0.50	Not Detected	2.6	Not Detected
1,2-Dichlorobenzene	0.50	Not Detected	3.0	Not Detected
1,2,4-Trichlorobenzene	2.0	Not Detected UJ	15	Not Detected UJ
Hexachlorobutadiene	2.0	Not Detected	21	Not Detected

UJ = Analyte associated with low bias in the CCV and/or LCS.

Container Type: NA - Not Applicable

Surrogates	%Recovery	Method Limits
Toluene-d8	96	70-130
1,2-Dichloroethane-d4	103	70-130
4-Bromofluorobenzene	89	70-130

eurofins | Air Toxics

Client Sample ID: Lab Blank

Lab ID#: 1411072-04B

EPA METHOD TO-15 GC/MS

File Name:	**j111806**	**Date of Collection: NA**	
Dil. Factor:	**1.00**	**Date of Analysis: 11/18/14 02:05 PM**	

Compound	Rpt. Limit (ppbv)	Amount (ppbv)	Rpt. Limit (ug/m3)	Amount (ug/m3)
Freon 12	5.0	Not Detected	25	Not Detected
Freon 114	5.0	Not Detected	35	Not Detected
Chloromethane	20	Not Detected	41	Not Detected
Vinyl Chloride	5.0	Not Detected	13	Not Detected
1,3-Butadiene	5.0	Not Detected	11	Not Detected
Bromomethane	5.0	Not Detected	19	Not Detected
Chloroethane	20	Not Detected	53	Not Detected
Freon 11	5.0	Not Detected	28	Not Detected
Ethanol	20	Not Detected	38	Not Detected
Freon 113	5.0	Not Detected	38	Not Detected
1,1-Dichloroethene	5.0	Not Detected	20	Not Detected
Acetone	20	Not Detected	48	Not Detected
2-Propanol	20	Not Detected	49	Not Detected
Carbon Disulfide	5.0	Not Detected	16	Not Detected
3-Chloropropene	20	Not Detected	63	Not Detected
Methylene Chloride	5.0	Not Detected	17	Not Detected
Methyl tert-butyl ether	5.0	Not Detected	18	Not Detected
trans-1,2-Dichloroethene	5.0	Not Detected	20	Not Detected
Hexane	5.0	Not Detected	18	Not Detected
1,1-Dichloroethane	5.0	Not Detected	20	Not Detected
2-Butanone (Methyl Ethyl Ketone)	20	Not Detected	59	Not Detected
cis-1,2-Dichloroethene	5.0	Not Detected	20	Not Detected
Tetrahydrofuran	5.0	Not Detected	15	Not Detected
Chloroform	5.0	Not Detected	24	Not Detected
1,1,1-Trichloroethane	5.0	Not Detected	27	Not Detected
Cyclohexane	5.0	Not Detected	17	Not Detected
Carbon Tetrachloride	5.0	Not Detected	31	Not Detected
2,2,4-Trimethylpentane	5.0	Not Detected	23	Not Detected
Benzene	5.0	Not Detected	16	Not Detected
1,2-Dichloroethane	5.0	Not Detected	20	Not Detected
Heptane	5.0	Not Detected	20	Not Detected
Trichloroethene	5.0	Not Detected	27	Not Detected
1,2-Dichloropropane	5.0	Not Detected	23	Not Detected
1,4-Dioxane	20	Not Detected	72	Not Detected
Bromodichloromethane	5.0	Not Detected	34	Not Detected
cis-1,3-Dichloropropene	5.0	Not Detected	23	Not Detected
4-Methyl-2-pentanone	5.0	Not Detected	20	Not Detected
Toluene	5.0	Not Detected	19	Not Detected
trans-1,3-Dichloropropene	5.0	Not Detected	23	Not Detected
1,1,2-Trichloroethane	5.0	Not Detected	27	Not Detected
Tetrachloroethene	5.0	Not Detected	34	Not Detected
2-Hexanone	20	Not Detected	82	Not Detected

eurofins | Air Toxics

Client Sample ID: Lab Blank

Lab ID#: 1411072-04B

EPA METHOD TO-15 GC/MS

File Name:	**j111806**	**Date of Collection: NA**	
Dil. Factor:	**1.00**	**Date of Analysis: 11/18/14 02:05 PM**	

Compound	Rpt. Limit (ppbv)	Amount (ppbv)	Rpt. Limit (ug/m3)	Amount (ug/m3)
Dibromochloromethane	5.0	Not Detected	42	Not Detected
1,2-Dibromoethane (EDB)	5.0	Not Detected	38	Not Detected
Chlorobenzene	5.0	Not Detected	23	Not Detected
Ethyl Benzene	5.0	Not Detected	22	Not Detected
m,p-Xylene	5.0	Not Detected	22	Not Detected
o-Xylene	5.0	Not Detected	22	Not Detected
Styrene	5.0	Not Detected	21	Not Detected
Bromoform	5.0	Not Detected	52	Not Detected
Cumene	5.0	Not Detected	24	Not Detected
1,1,2,2-Tetrachloroethane	5.0	Not Detected	34	Not Detected
Propylbenzene	5.0	Not Detected	24	Not Detected
4-Ethyltoluene	5.0	Not Detected	24	Not Detected
1,3,5-Trimethylbenzene	5.0	Not Detected	24	Not Detected
1,2,4-Trimethylbenzene	5.0	Not Detected	24	Not Detected
1,3-Dichlorobenzene	5.0	Not Detected	30	Not Detected
1,4-Dichlorobenzene	5.0	Not Detected	30	Not Detected
alpha-Chlorotoluene	5.0	Not Detected	26	Not Detected
1,2-Dichlorobenzene	5.0	Not Detected	30	Not Detected
1,2,4-Trichlorobenzene	20	Not Detected	150	Not Detected
Hexachlorobutadiene	20	Not Detected	210	Not Detected

Container Type: NA - Not Applicable

Surrogates	%Recovery	Method Limits
1,2-Dichloroethane-d4	100	70-130
Toluene-d8	98	70-130
4-Bromofluorobenzene	99	70-130

eurofins | Air Toxics

Client Sample ID: CCV

Lab ID#: 1411072-05A

EPA METHOD TO-15 GC/MS FULL SCAN

File Name:	**17111802**	**Date of Collection: NA**
Dil. Factor:	**1.00**	**Date of Analysis: 11/18/14 10:12 AM**

Compound	%Recovery
Freon 12	98
Freon 114	95
Chloromethane	96
Vinyl Chloride	98
1,3-Butadiene	95
Bromomethane	99
Chloroethane	96
Freon 11	97
Ethanol	88
Freon 113	93
1,1-Dichloroethene	97
Acetone	94
2-Propanol	92
Carbon Disulfide	93
3-Chloropropene	94
Methylene Chloride	99
Methyl tert-butyl ether	101
trans-1,2-Dichloroethene	103
Hexane	104
1,1-Dichloroethane	97
2-Butanone (Methyl Ethyl Ketone)	99
cis-1,2-Dichloroethene	98
Tetrahydrofuran	102
Chloroform	97
1,1,1-Trichloroethane	96
Cyclohexane	104
Carbon Tetrachloride	96
2,2,4-Trimethylpentane	101
Benzene	101
1,2-Dichloroethane	101
Heptane	112
Trichloroethene	92
1,2-Dichloropropane	96
1,4-Dioxane	98
Bromodichloromethane	94
cis-1,3-Dichloropropene	94
4-Methyl-2-pentanone	106
Toluene	101
trans-1,3-Dichloropropene	100
1,1,2-Trichloroethane	98
Tetrachloroethene	99
2-Hexanone	104

eurofins | Air Toxics

Client Sample ID: CCV

Lab ID#: 1411072-05A

EPA METHOD TO-15 GC/MS FULL SCAN

File Name:	**17111802**	**Date of Collection: NA**
Dil. Factor:	**1.00**	**Date of Analysis: 11/18/14 10:12 AM**

Compound	%Recovery
Dibromochloromethane	98
1,2-Dibromoethane (EDB)	99
Chlorobenzene	93
Ethyl Benzene	107
m,p-Xylene	110
o-Xylene	107
Styrene	112
Bromoform	98
Cumene	110
1,1,2,2-Tetrachloroethane	96
Propylbenzene	106
4-Ethyltoluene	108
1,3,5-Trimethylbenzene	108
1,2,4-Trimethylbenzene	108
1,3-Dichlorobenzene	98
1,4-Dichlorobenzene	103
alpha-Chlorotoluene	101
1,2-Dichlorobenzene	98
1,2,4-Trichlorobenzene	69 Q
Hexachlorobutadiene	74

Q = Exceeds Quality Control limits.

Container Type: NA - Not Applicable

Surrogates	%Recovery	Method Limits
Toluene-d8	106	70-130
1,2-Dichloroethane-d4	106	70-130
4-Bromofluorobenzene	102	70-130

eurofins | Air Toxics

Client Sample ID: CCV
Lab ID#: 1411072-05B
EPA METHOD TO-15 GC/MS

File Name:	**j111802**	**Date of Collection: NA**
Dil. Factor:	**1.00**	**Date of Analysis: 11/18/14 12:28 PM**

Compound	%Recovery
Freon 12	86
Freon 114	85
Chloromethane	105
Vinyl Chloride	93
1,3-Butadiene	94
Bromomethane	96
Chloroethane	98
Freon 11	85
Ethanol	101
Freon 113	85
1,1-Dichloroethene	89
Acetone	102
2-Propanol	94
Carbon Disulfide	84
3-Chloropropene	96
Methylene Chloride	95
Methyl tert-butyl ether	87
trans-1,2-Dichloroethene	89
Hexane	96
1,1-Dichloroethane	90
2-Butanone (Methyl Ethyl Ketone)	94
cis-1,2-Dichloroethene	95
Tetrahydrofuran	92
Chloroform	86
1,1,1-Trichloroethane	88
Cyclohexane	85
Carbon Tetrachloride	77
2,2,4-Trimethylpentane	94
Benzene	88
1,2-Dichloroethane	89
Heptane	90
Trichloroethene	91
1,2-Dichloropropane	89
1,4-Dioxane	88
Bromodichloromethane	87
cis-1,3-Dichloropropene	82
4-Methyl-2-pentanone	89
Toluene	86
trans-1,3-Dichloropropene	87
1,1,2-Trichloroethane	88
Tetrachloroethene	88
2-Hexanone	97

eurofins | Air Toxics

Client Sample ID: CCV

Lab ID#: 1411072-05B

EPA METHOD TO-15 GC/MS

File Name:	**j111802**	**Date of Collection: NA**
Dil. Factor:	**1.00**	**Date of Analysis: 11/18/14 12:28 PM**

Compound	**%Recovery**
Dibromochloromethane	86
1,2-Dibromoethane (EDB)	89
Chlorobenzene	90
Ethyl Benzene	84
m,p-Xylene	87
o-Xylene	89
Styrene	82
Bromoform	85
Cumene	90
1,1,2,2-Tetrachloroethane	84
Propylbenzene	89
4-Ethyltoluene	87
1,3,5-Trimethylbenzene	93
1,2,4-Trimethylbenzene	89
1,3-Dichlorobenzene	90
1,4-Dichlorobenzene	93
alpha-Chlorotoluene	102
1,2-Dichlorobenzene	97
1,2,4-Trichlorobenzene	123
Hexachlorobutadiene	117

Container Type: NA - Not Applicable

Surrogates	**%Recovery**	**Method Limits**
1,2-Dichloroethane-d4	97	70-130
Toluene-d8	102	70-130
4-Bromofluorobenzene	102	70-130

eurofins | Air Toxics

Client Sample ID: LCS

Lab ID#: 1411072-06A

EPA METHOD TO-15 GC/MS FULL SCAN

File Name:	17111803	Date of Collection: NA	
Dil. Factor:	1.00	Date of Analysis: 11/18/14 10:35 AM	

Compound	%Recovery	Method Limits
Freon 12	84	70-130
Freon 114	82	70-130
Chloromethane	80	70-130
Vinyl Chloride	83	70-130
1,3-Butadiene	78	70-130
Bromomethane	81	70-130
Chloroethane	81	70-130
Freon 11	81	70-130
Ethanol	81	70-130
Freon 113	83	70-130
1,1-Dichloroethene	83	70-130
Acetone	79	70-130
2-Propanol	82	70-130
Carbon Disulfide	72	70-130
3-Chloropropene	77	70-130
Methylene Chloride	87	70-130
Methyl tert-butyl ether	76	70-130
trans-1,2-Dichloroethene	80	70-130
Hexane	82	70-130
1,1-Dichloroethane	79	70-130
2-Butanone (Methyl Ethyl Ketone)	77	70-130
cis-1,2-Dichloroethene	80	70-130
Tetrahydrofuran	80	70-130
Chloroform	80	70-130
1,1,1-Trichloroethane	81	70-130
Cyclohexane	84	70-130
Carbon Tetrachloride	81	70-130
2,2,4-Trimethylpentane	80	70-130
Benzene	84	70-130
1,2-Dichloroethane	83	70-130
Heptane	85	70-130
Trichloroethene	75	70-130
1,2-Dichloropropane	78	70-130
1,4-Dioxane	82	70-130
Bromodichloromethane	77	70-130
cis-1,3-Dichloropropene	82	70-130
4-Methyl-2-pentanone	85	70-130
Toluene	81	70-130
trans-1,3-Dichloropropene	77	70-130
1,1,2-Trichloroethane	79	70-130
Tetrachloroethene	80	70-130
2-Hexanone	84	70-130

eurofins | Air Toxics

Client Sample ID: LCS

Lab ID#: 1411072-06A

EPA METHOD TO-15 GC/MS FULL SCAN

File Name:	**17111803**	**Date of Collection: NA**	
Dil. Factor:	**1.00**	**Date of Analysis: 11/18/14 10:35 AM**	

Compound	%Recovery	Method Limits
Dibromochloromethane	80	70-130
1,2-Dibromoethane (EDB)	79	70-130
Chlorobenzene	76	70-130
Ethyl Benzene	86	70-130
m,p-Xylene	88	70-130
o-Xylene	84	70-130
Styrene	96	70-130
Bromoform	81	70-130
Cumene	89	70-130
1,1,2,2-Tetrachloroethane	80	70-130
Propylbenzene	88	70-130
4-Ethyltoluene	92	70-130
1,3,5-Trimethylbenzene	101	70-130
1,2,4-Trimethylbenzene	96	70-130
1,3-Dichlorobenzene	84	70-130
1,4-Dichlorobenzene	87	70-130
alpha-Chlorotoluene	138 Q	70-130
1,2-Dichlorobenzene	87	70-130
1,2,4-Trichlorobenzene	82	70-130
Hexachlorobutadiene	83	70-130

Q = Exceeds Quality Control limits.

Container Type: NA - Not Applicable

Surrogates	%Recovery	Method Limits
Toluene-d8	105	70-130
1,2-Dichloroethane-d4	105	70-130
4-Bromofluorobenzene	102	70-130

eurofins | Air Toxics

Client Sample ID: LCSD

Lab ID#: 1411072-06AA

EPA METHOD TO-15 GC/MS FULL SCAN

File Name:	**17111804**	**Date of Collection: NA**	
Dil. Factor:	**1.00**	**Date of Analysis: 11/18/14 10:59 AM**	

Compound	%Recovery	Method Limits
Freon 12	83	70-130
Freon 114	81	70-130
Chloromethane	80	70-130
Vinyl Chloride	81	70-130
1,3-Butadiene	76	70-130
Bromomethane	80	70-130
Chloroethane	79	70-130
Freon 11	79	70-130
Ethanol	87	70-130
Freon 113	81	70-130
1,1-Dichloroethene	81	70-130
Acetone	76	70-130
2-Propanol	81	70-130
Carbon Disulfide	70	70-130
3-Chloropropene	77	70-130
Methylene Chloride	84	70-130
Methyl tert-butyl ether	75	70-130
trans-1,2-Dichloroethene	79	70-130
Hexane	78	70-130
1,1-Dichloroethane	76	70-130
2-Butanone (Methyl Ethyl Ketone)	76	70-130
cis-1,2-Dichloroethene	78	70-130
Tetrahydrofuran	81	70-130
Chloroform	78	70-130
1,1,1-Trichloroethane	77	70-130
Cyclohexane	84	70-130
Carbon Tetrachloride	78	70-130
2,2,4-Trimethylpentane	78	70-130
Benzene	82	70-130
1,2-Dichloroethane	80	70-130
Heptane	84	70-130
Trichloroethene	75	70-130
1,2-Dichloropropane	77	70-130
1,4-Dioxane	80	70-130
Bromodichloromethane	76	70-130
cis-1,3-Dichloropropene	81	70-130
4-Methyl-2-pentanone	85	70-130
Toluene	80	70-130
trans-1,3-Dichloropropene	77	70-130
1,1,2-Trichloroethane	78	70-130
Tetrachloroethene	79	70-130
2-Hexanone	82	70-130

eurofins | Air Toxics

Client Sample ID: LCSD

Lab ID#: 1411072-06AA

EPA METHOD TO-15 GC/MS FULL SCAN

File Name:	**17111804**	**Date of Collection: NA**	
Dil. Factor:	**1.00**	**Date of Analysis: 11/18/14 10:59 AM**	

Compound	**%Recovery**	**Method Limits**
Dibromochloromethane	80	70-130
1,2-Dibromoethane (EDB)	80	70-130
Chlorobenzene	75	70-130
Ethyl Benzene	86	70-130
m,p-Xylene	88	70-130
o-Xylene	84	70-130
Styrene	96	70-130
Bromoform	81	70-130
Cumene	89	70-130
1,1,2,2-Tetrachloroethane	79	70-130
Propylbenzene	88	70-130
4-Ethyltoluene	90	70-130
1,3,5-Trimethylbenzene	102	70-130
1,2,4-Trimethylbenzene	97	70-130
1,3-Dichlorobenzene	84	70-130
1,4-Dichlorobenzene	89	70-130
alpha-Chlorotoluene	138 Q	70-130
1,2-Dichlorobenzene	88	70-130
1,2,4-Trichlorobenzene	105	70-130
Hexachlorobutadiene	102	70-130

Q = Exceeds Quality Control limits.

Container Type: NA - Not Applicable

Surrogates	**%Recovery**	**Method Limits**
Toluene-d8	104	70-130
1,2-Dichloroethane-d4	102	70-130
4-Bromofluorobenzene	102	70-130

eurofins | Air Toxics

Client Sample ID: LCS
Lab ID#: 1411072-06B
EPA METHOD TO-15 GC/MS

File Name:	j111803	**Date of Collection: NA**	
Dil. Factor:	1.00	**Date of Analysis: 11/18/14 12:53 PM**	

Compound	%Recovery	Method Limits
Freon 12	86	70-130
Freon 114	89	70-130
Chloromethane	103	70-130
Vinyl Chloride	92	70-130
1,3-Butadiene	90	70-130
Bromomethane	92	70-130
Chloroethane	92	70-130
Freon 11	82	70-130
Ethanol	107	70-130
Freon 113	85	70-130
1,1-Dichloroethene	88	70-130
Acetone	93	70-130
2-Propanol	101	70-130
Carbon Disulfide	78	70-130
3-Chloropropene	91	70-130
Methylene Chloride	100	70-130
Methyl tert-butyl ether	82	70-130
trans-1,2-Dichloroethene	80	70-130
Hexane	91	70-130
1,1-Dichloroethane	90	70-130
2-Butanone (Methyl Ethyl Ketone)	88	70-130
cis-1,2-Dichloroethene	89	70-130
Tetrahydrofuran	86	70-130
Chloroform	85	70-130
1,1,1-Trichloroethane	85	70-130
Cyclohexane	80	70-130
Carbon Tetrachloride	83	70-130
2,2,4-Trimethylpentane	86	70-130
Benzene	77	70-130
1,2-Dichloroethane	83	70-130
Heptane	77	70-130
Trichloroethene	81	70-130
1,2-Dichloropropane	81	70-130
1,4-Dioxane	87	70-130
Bromodichloromethane	80	70-130
cis-1,3-Dichloropropene	81	70-130
4-Methyl-2-pentanone	78	70-130
Toluene	83	70-130
trans-1,3-Dichloropropene	75	70-130
1,1,2-Trichloroethane	80	70-130
Tetrachloroethene	82	70-130
2-Hexanone	88	70-130

eurofins | Air Toxics

Client Sample ID: LCS
Lab ID#: 1411072-06B
EPA METHOD TO-15 GC/MS

File Name:	**j111803**	**Date of Collection: NA**	
Dil. Factor:	**1.00**	**Date of Analysis: 11/18/14 12:53 PM**	

Compound	%Recovery	Method Limits
Dibromochloromethane	80	70-130
1,2-Dibromoethane (EDB)	82	70-130
Chlorobenzene	82	70-130
Ethyl Benzene	76	70-130
m,p-Xylene	86	70-130
o-Xylene	78	70-130
Styrene	83	70-130
Bromoform	83	70-130
Cumene	83	70-130
1,1,2,2-Tetrachloroethane	84	70-130
Propylbenzene	82	70-130
4-Ethyltoluene	84	70-130
1,3,5-Trimethylbenzene	95	70-130
1,2,4-Trimethylbenzene	90	70-130
1,3-Dichlorobenzene	85	70-130
1,4-Dichlorobenzene	86	70-130
alpha-Chlorotoluene	142 Q	70-130
1,2-Dichlorobenzene	91	70-130
1,2,4-Trichlorobenzene	97	70-130
Hexachlorobutadiene	91	70-130

Q = Exceeds Quality Control limits.

Container Type: NA - Not Applicable

Surrogates	%Recovery	Method Limits
1,2-Dichloroethane-d4	103	70-130
Toluene-d8	97	70-130
4-Bromofluorobenzene	100	70-130

eurofins | Air Toxics

Client Sample ID: LCSD

Lab ID#: 1411072-06BB

EPA METHOD TO-15 GC/MS

File Name:	**j111804**	**Date of Collection: NA**	
Dil. Factor:	**1.00**	**Date of Analysis: 11/18/14 01:18 PM**	

Compound	%Recovery	Method Limits
Freon 12	85	70-130
Freon 114	88	70-130
Chloromethane	111	70-130
Vinyl Chloride	101	70-130
1,3-Butadiene	89	70-130
Bromomethane	96	70-130
Chloroethane	95	70-130
Freon 11	87	70-130
Ethanol	108	70-130
Freon 113	92	70-130
1,1-Dichloroethene	94	70-130
Acetone	95	70-130
2-Propanol	103	70-130
Carbon Disulfide	80	70-130
3-Chloropropene	85	70-130
Methylene Chloride	99	70-130
Methyl tert-butyl ether	84	70-130
trans-1,2-Dichloroethene	78	70-130
Hexane	88	70-130
1,1-Dichloroethane	89	70-130
2-Butanone (Methyl Ethyl Ketone)	91	70-130
cis-1,2-Dichloroethene	89	70-130
Tetrahydrofuran	90	70-130
Chloroform	87	70-130
1,1,1-Trichloroethane	88	70-130
Cyclohexane	83	70-130
Carbon Tetrachloride	86	70-130
2,2,4-Trimethylpentane	91	70-130
Benzene	80	70-130
1,2-Dichloroethane	90	70-130
Heptane	86	70-130
Trichloroethene	82	70-130
1,2-Dichloropropane	85	70-130
1,4-Dioxane	91	70-130
Bromodichloromethane	81	70-130
cis-1,3-Dichloropropene	82	70-130
4-Methyl-2-pentanone	82	70-130
Toluene	84	70-130
trans-1,3-Dichloropropene	78	70-130
1,1,2-Trichloroethane	83	70-130
Tetrachloroethene	82	70-130
2-Hexanone	95	70-130

eurofins | Air Toxics

Client Sample ID: LCSD

Lab ID#: 1411072-06BB

EPA METHOD TO-15 GC/MS

File Name:	**j111804**	**Date of Collection: NA**	
Dil. Factor:	**1.00**	**Date of Analysis: 11/18/14 01:18 PM**	

Compound	%Recovery	Method Limits
Dibromochloromethane	84	70-130
1,2-Dibromoethane (EDB)	84	70-130
Chlorobenzene	81	70-130
Ethyl Benzene	78	70-130
m,p-Xylene	81	70-130
o-Xylene	80	70-130
Styrene	83	70-130
Bromoform	86	70-130
Cumene	86	70-130
1,1,2,2-Tetrachloroethane	87	70-130
Propylbenzene	86	70-130
4-Ethyltoluene	87	70-130
1,3,5-Trimethylbenzene	94	70-130
1,2,4-Trimethylbenzene	94	70-130
1,3-Dichlorobenzene	88	70-130
1,4-Dichlorobenzene	88	70-130
alpha-Chlorotoluene	142 Q	70-130
1,2-Dichlorobenzene	91	70-130
1,2,4-Trichlorobenzene	115	70-130
Hexachlorobutadiene	109	70-130

Q = Exceeds Quality Control limits.

Container Type: NA - Not Applicable

Surrogates	%Recovery	Method Limits
1,2-Dichloroethane-d4	103	70-130
Toluene-d8	100	70-130
4-Bromofluorobenzene	103	70-130

14K0171

eurofins | Air Toxics

Sample Transportation Notice
Relinquishing signature on this document indicates that sample is being shipped in compliance with all applicable local, State, Federal, national, and international laws, regulations and ordinances of any kind. Air Toxics Limited assumes no liability with respect to the collection, handling or shipping of these samples. Relinquishing signature also indicates agreement to hold harmless, defend, and indemnify Air Toxics Limited against any claim, demand, or action, of any kind, related to the collection, handling or shipping of samples. D.O.T. Hotline (800) 467-4922

180 BLUE RAVINE ROAD, SUITE B
FOLSOM, CA 95630-4719
(916) 985-1000 FAX (916) 985-1020

Page 1 of 1

Project Manager: LLOYD M. WUNDROCK
Collected by: (Print and Sign) LLOYD M. WUNDROCK
Company: USA
Email: LM Wundrock
Address: City: TUCSON State: AZ Zip:
Phone: 349-1001 Fax:

Project Info:
P.O. #:
Project #: PTRL-SVE
Project Name: CARBON VAPOR

Turn Around Time:
☒ Normal
☐ Rush
specify

Lab Use Only
Pressurized by:
Date:
Pressurization Gas: N_2 He

Lab I.D.	Field Sample I.D. (Location)	Can #	Date of Collection	Time of Collection	Analyses Requested	Canister Pressure/Vacuum Initial	Final	Receipt	Final (psi)
01A	INLET 15723	40916	11-04-2014	0950hrs		-30" Hg	-3" Hg		
02A	IN-BETWEEN 37309	03088	"	0955hrs		-26" Hg	-3" Hg		
03A	EXHAUST 23838	03705	"	1000hrs		-26" Hg	-3 Hg		
	12:30								

Relinquished by: (signature)	Date/Time	Received by: (signature)	Date/Time
LM Wundrock	11-04-2014		11/4/14 1230
Relinquished by: (signature)	Date/Time	Received by: (signature)	Date/Time
			EATL 11/5/14 0930
Relinquished by: (signature)	Date/Time	Received by: (signature)	Date/Time

Notes: Temp 26.2

Lab Use Only	Shipper Name	Air Bill #	Temp (°C)	Condition	Custody Seals Intact?	Work Order #
	FedEx		NA	Good	Yes No None	1411072

Form 1293 rev.11

Attachment 4 – Laboratory Reports for October 2014 Soil Vapor Samples (CD only)

ORGANIC DATA ASSESSMENT SUMMARY

Project Information			
Project Name:	PTRL	Lab Name:	Air Toxics
Project Number:	1420112030	Lab Report Number:	14J0584
Reviewer's Signature:	Crystal Neirby	Number of Samples:	6 primary, 1 field duplicate, 1 field blank
Review Date:	1/13/2014	Matrix:	Air

Assessment Summary

Using the codes O, M, Z, and X described below, complete the table for a single quality control batch or sample delivery group. Identify comments by means of a footnote, e.g. M(2), describe in the space provided.

Method Name:	VOCs			
Method Number:	TO-15			
1. Preservation/hold times	O			
2. Blanks	X(1)			
3. Surrogates	O			
4. Matrix spike/dup	NA			
5. Lab QC samples	X(2)(3)			
6. Overall assessment	O			

Assessment Codes:

O = No quality controls (QC) problems were identified for these criteria.

M = The results are qualified due to QC problems. The quantitative results will be qualified with a QC flag indicating that the results are estimated due to error greater than specified in the method.

Z = The results are unacceptable due to gross QC problems. The results will be qualified as rejected (R).

X = QC problems were identified, but they do not affect the results, or the reviewer is not certain of the effect on the results; or supporting documentation or data is not present in the laboratory data package.

NA = Not applicable

Assessment Code	Description	Action Required
X(1)	Chloroform was detected in the field blank at a concentration of 6.6 µg/m^3.	The chloroform detections in the associated samples were greater than 10 times the concentration detected in the field blank;

Assessment Code	Description	Action Required
		therefore, sample results are not affected by the possible field contamination and are not qualified.
X(2)	The recovery for ethanol in the continuing calibration verification (CCV) associated with analysis on 10/20/2014 was 67 percent, below the control limits of 70 to 130 percent. The recovery for alpha-chlorotoluene in the CCV associated with analysis on 10/27/2014 was 61 percent, below the control limits of 70 to 130 percent.	The low recovery equates to a low bias in the samples; and ethanol and alpha-chlorotoluene were not detected in the associated samples. The laboratory reported the non-detected results with a “UJ” flag to indicate the results are estimated and no further qualification is required.
X(3)	The recoveries for alpha-chlorotoluene in the LCS/LCSD associated with analysis on 10/27/2014 were 176 and 171 percent, greater than the control limits of 70 to 130 percent. Additionally, the LCSD recovery for 1,2,4-trichlorobenzene exceeded the control limits at 135 percent.	The high recoveries equate to a high bias in the samples and the affected analytes were not detected in the associated samples. Therefore, sample results are not affected and are not qualified.

November 06, 2014

Jeff Christensen
University of Arizona- Risk Management Services
PO Box 210300, RM A414
Tucson, AZ 85721

TEL (520) 621-5861
FAX (520) 621-3706

Work Order No.: 14J0584

RE: Page Ranch - Vadose Zone

Dear Jeff Christensen,

Turner Laboratories, Inc. received 8 sample(s) on 10/15/2014 for the analyses presented in the following report.

All results are intended to be considered in their entirety, and Turner Laboratories, Inc. is not responsible for use of less than the complete report. Results apply only to the samples analyzed. Samples will be disposed of 30 days after issue of our report unless special arrangements are made.

The pages that follow may contain sensitive, privileged or confidential information intended solely for the addressee named above. If you receive this message and are not the agent or employee of the addressee, this communication has been sent in error. Please do not disseminate or copy any of the attached and notify the sender immediately by telephone. Please also return the attached sheet(s) to the sender by mail.

Please call if you have any questions.

Respectfully submitted,

Turner Laboratories, Inc.
ADHS License AZ0066

Terri L. Garcia

Terri Garcia
Technical Director

Client: University of Arizona- Risk Management Servic
Project: Page Ranch - Vadose Zone
Work Order: 14J0584
Date Received: 10/15/2014

Work Order Sample Summary

Lab Sample ID	Client Sample ID	Matrix	Collection Date/Time
14J0584-01	MW #2 37301	Air and Emissions	10/15/2014 0855
14J0584-02	MW #2 Dup 33403	a	10/15/2014 0855
14J0584-03	SGS-SP 37854	Air and Emissions	10/15/2014 1028
14J0584-04	SGD-SP 37393	Air and Emissions	10/15/2014 1010
14J0584-05	SGD-MP 1L1651	Air and Emissions	10/15/2014 0942
14J0584-06	SGD-DP 34109	Air and Emissions	10/15/2014 0922
14J0584-07	Field Blank 37418	Air and Emissions	10/15/2014 1045
14J0584-08	MW #5 36498	Air and Emissions	10/15/2014 1115

Client: University of Arizona- Risk Management Services
Project: Page Ranch - Vadose Zone
Work Order: 14J0584
Date Received: 10/15/2014

Case Narrative

The TO-15 analyses were performed by Air Toxics, LTD. in Folsom, CA.

1450584

Air Toxics LTD.

CHAIN-OF-CUSTODY RECORD

Sample Transportation Notice
Relinquishing signature on this document indicates that sample is being shipped in compliance with all applicable local, State, Federal, national, and international laws, regulations and ordinances of any kind. Air Toxics Limited assumes no liability with respect to the collection, handling or shipping of these samples. Relinquishing signature also indicates agreement to hold harmless, defend, and indemnify Air Toxics Limited against any claim, demand, or action, of any kind, related to the collection, handling, or shipping of samples. D.O.T. Hotline (800) 467-4922

180 BLUE RAVINE ROAD, SUITE B
FOLSOM, CA 95630-4719
(916) 985-1000 FAX (916) 985-1020

Page ____ of ____

Project Manager Lloyd Wundrock
Collected by: (Print and Sign) Jeff Christensen
Company UA Risk Mangement Email
Address PO Box 210300 City Tucson State AZ Zip 85721
Phone 520-621-1790 Fax 520-621-3706

Project Info:
P.O. #
Project #
Project Name Page Ranch SVE

Turn Around Time:
☑ Normal
☐ Rush
specify

Lab Use Only
Pressurized by:
Date:
Pressurization Gas:
☐ N_2 ☐ He

Lab I.D.	Field Sample I.D. (Location)	Can #	Date of Collection	Time of Collection	Analyses Requested	Canister Pressure/Vacuum Initial	Final	Receipt	Final (psi)
	MW# 2	37301	10/15/14	8:55	TO-15	27"	3"		
	MW# 2 Dup	33403	10/15/14	8:55	TO-15	27"	3"		
	SGS-SP	37854	10/15/14	10:28	TO-15	27"	3"		
	SGD-SP	37393	10/15/14	10:10	TO-15	27"	3"		
	SGD-MP	1L1651	10/15/14	9:42	TO-15	27"	3"		
	SGD-DP	34109	10/15/14	9:22	TO-15	27"	3"		
	Field Blank	37418	10/15/14	10:45	TO-15	27"	3"		
	MW# 5	36498	10/15/14	11:15	TO-15	28"	3"		

Relinquished by: (signature) Date/Time	Received by: (signature) Date/Time
Relinquished by: (signature) Date/Time	Received by: (signature) Date/Time
Relinquished by: (signature) Date/Time 10/15/14 13:15	Received by: (signature) Date/Time 10/15/14 1315

Notes:
Temp 24.8

Lab Use Only	Shipper Name	Air Bill #	Temp (°C)	Condition	Custody Seals Intact?	Work Order #
					Yes No None	

Form 1293 rev.11

eurofins | Air Toxics

10/30/2014
Ms. Nancy Turner
Turner Laboratories, Inc.
2445 North Coyote Drive
Suite 104
Tucson AZ 85745

Project Name: Page Ranch SVE
Project #:
Workorder #: 1410249

Dear Ms. Nancy Turner

The following report includes the data for the above referenced project for sample(s) received on 10/16/2014 at Air Toxics Ltd.

The data and associated QC analyzed by TO-15 are compliant with the project requirements or laboratory criteria with the exception of the deviations noted in the attached case narrative.

Thank you for choosing Air Toxics Ltd. for your air analysis needs. Air Toxics Ltd. is committed to providing accurate data of the highest quality. Please feel free to contact the Project Manager: Kyle Vagadori at 916-985-1000 if you have any questions regarding the data in this report.

Regards,

Kyle Vagadori
Project Manager

eurofins | Air Toxics

WORK ORDER #: 1410249

Work Order Summary

CLIENT:	Ms. Nancy Turner Turner Laboratories, Inc. 2445 North Coyote Drive Suite 104 Tucson, AZ 85745	**BILL TO:**	Ms. Nancy Turner Turner Laboratories, Inc. 2445 North Coyote Drive Suite 104 Tucson, AZ 85745
PHONE:	520-882-5880	**P.O. #**	
FAX:	520-882-9788	**PROJECT #**	Page Ranch SVE
DATE RECEIVED:	10/16/2014	**CONTACT:**	Kyle Vagadori
DATE COMPLETED:	10/30/2014		

FRACTION #	NAME	TEST	RECEIPT VAC./PRES.	FINAL PRESSURE
01A	MW# 2	TO-15	5.5 "Hg	15 psi
02A	MW# 2 Dup	TO-15	5.7 "Hg	14.9 psi
03A	SGS-SP	TO-15	6.9 "Hg	14.7 psi
04A	SGD-SP	TO-15	6.9 "Hg	15 psi
05A	SGD-MP	TO-15	6.7 "Hg	15 psi
06A	SGD-DP	TO-15	6.7 "Hg	14.8 psi
07A	Field Blank	TO-15	7.3 "Hg	15 psi
08A	MW# 5	TO-15	7.6 "Hg	15 psi
09A	Lab Blank	TO-15	NA	NA
09B	Lab Blank	TO-15	NA	NA
10A	CCV	TO-15	NA	NA
10B	CCV	TO-15	NA	NA
11A	LCS	TO-15	NA	NA
11AA	LCSD	TO-15	NA	NA
11B	LCS	TO-15	NA	NA
11BB	LCSD	TO-15	NA	NA

CERTIFIED BY: Heidi Hayes

Technical Director

DATE: 10/30/14

Certification numbers: AZ Licensure AZ0775, NJ NELAP - CA016, NY NELAP - 11291,
TX NELAP - T104704343-14-7, UT NELAP CA009332014-5, VA NELAP - 460197, WA NELAP - C935
Name of Accreditation Body: NELAP/ORELAP (Oregon Environmental Laboratory Accreditation Program)
Accreditation number: CA300005, Effective date: 10/18/2014, Expiration date: 10/17/2015.
Eurofins Air Toxics Inc.. certifies that the test results contained in this report meet all requirements of the NELAC standards

This report shall not be reproduced, except in full, without the written approval of Eurofins Air Toxics, Inc.

180 BLUE RAVINE ROAD, SUITE B FOLSOM, CA - 9563
(916) 985-1000 . (800) 985-5955 . FAX (916) 985-1020

LABORATORY NARRATIVE
EPA Method TO-15
Turner Laboratories, Inc.
Workorder# 1410249

Eight 1 Liter Summa Canister samples were received on October 16, 2014. The laboratory performed analysis via EPA Method TO-15 using GC/MS in the full scan mode.

This workorder was independently validated prior to submittal using 'USEPA National Functional Guidelines' as generally applied to the analysis of volatile organic compounds in air. A rules-based, logic driven, independent validation engine was employed to assess completeness, evaluate pass/fail of relevant project quality control requirements and verification of all quantified amounts.

Receiving Notes

There were no receiving discrepancies.

Analytical Notes

All Quality Control Limit exceedances and affected sample results are noted by flags. Each flag is defined at the bottom of this Case Narrative and on each Sample Result Summary page. Target compound non-detects in the samples that are associated with high bias in QC analyses have not been flagged.

Dilution was performed on samples SGS-SP, SGD-SP, SGD-MP and SGD-DP due to the presence of high level target species.

Definition of Data Qualifying Flags

Eight qualifiers may have been used on the data analysis sheets and indicates as follows:

B - Compound present in laboratory blank greater than reporting limit (background subtraction not performed).

J - Estimated value.

E - Exceeds instrument calibration range.

S - Saturated peak.

Q - Exceeds quality control limits.

U - Compound analyzed for but not detected above the reporting limit, LOD, or MDL value. See data page for project specific U-flag definition.

UJ- Non-detected compound associated with low bias in the CCV

N - The identification is based on presumptive evidence.

File extensions may have been used on the data analysis sheets and indicates as follows:

a-File was requantified

b-File was quantified by a second column and detector

r1-File was requantified for the purpose of reissue

eurofins | Air Toxics

Summary of Detected Compounds
EPA METHOD TO-15 GC/MS FULL SCAN

Client Sample ID: MW# 2

Lab ID#: 1410249-01A

Compound	Rpt. Limit (ppbv)	Amount (ppbv)	Rpt. Limit (ug/m3)	Amount (ug/m3)
Freon 11	1.2	2.6	6.9	15

Client Sample ID: MW# 2 Dup

Lab ID#: 1410249-02A

No Detections Were Found.

Client Sample ID: SGS-SP

Lab ID#: 1410249-03A

Compound	Rpt. Limit (ppbv)	Amount (ppbv)	Rpt. Limit (ug/m3)	Amount (ug/m3)
Freon 12	5.2	9.0	26	44
Freon 11	5.2	320	29	1800
Freon 113	5.2	25	40	190
1,1-Dichloroethene	5.2	9.3	21	37
Carbon Disulfide	21	26	65	82
Chloroform	5.2	1100	25	5200
Carbon Tetrachloride	5.2	46	33	290
1,2-Dichloroethane	5.2	10	21	42
Trichloroethene	5.2	44	28	240
Tetrachloroethene	5.2	18	35	120

Client Sample ID: SGD-SP

Lab ID#: 1410249-04A

Compound	Rpt. Limit (ppbv)	Amount (ppbv)	Rpt. Limit (ug/m3)	Amount (ug/m3)
Freon 12	130	580	650	2900
Freon 11	130	8800	740	49000
Freon 113	130	200	1000	1500
Chloroform	130	27000	640	130000
Carbon Tetrachloride	130	560	820	3500
Trichloroethene	130	660	700	3500
Tetrachloroethene	130	140	890	990

eurofins | Air Toxics

Summary of Detected Compounds
EPA METHOD TO-15 GC/MS

Client Sample ID: SGD-MP

Lab ID#: 1410249-05A

Compound	Rpt. Limit (ppbv)	Amount (ppbv)	Rpt. Limit (ug/m3)	Amount (ug/m3)
Freon 12	130	2000	640	9700
Freon 11	130	45000	730	260000
Freon 113	130	1200	1000	9400
1,1-Dichloroethene	130	190	520	750
Methylene Chloride	130	210	450	730
Chloroform	130	38000	630	180000
Carbon Tetrachloride	130	1900	820	12000
Trichloroethene	130	1500	700	8300
Tetrachloroethene	130	170	880	1100

Client Sample ID: SGD-DP

Lab ID#: 1410249-06A

Compound	Rpt. Limit (ppbv)	Amount (ppbv)	Rpt. Limit (ug/m3)	Amount (ug/m3)
Freon 12	65	990	320	4900
Freon 11	65	32000	360	180000
Freon 113	65	750	500	5700
1,1-Dichloroethene	65	160	260	640
Chloroform	65	5400	320	27000
Carbon Tetrachloride	65	1000	410	6400
Trichloroethene	65	610	350	3300
Tetrachloroethene	65	76	440	510

Client Sample ID: Field Blank

Lab ID#: 1410249-07A

Compound	Rpt. Limit (ppbv)	Amount (ppbv)	Rpt. Limit (ug/m3)	Amount (ug/m3)
Chloroform	1.3	1.3	6.5	6.6

Client Sample ID: MW# 5

Lab ID#: 1410249-08A

eurofins | Air Toxics

Summary of Detected Compounds
EPA METHOD TO-15 GC/MS FULL SCAN

Client Sample ID: MW# 5

Lab ID#: 1410249-08A

Compound	Rpt. Limit (ppbv)	Amount (ppbv)	Rpt. Limit (ug/m3)	Amount (ug/m3)
Freon 11	1.4	3.9	7.6	22
Toluene	1.4	7.6	5.1	28

eurofins | Air Toxics

Client Sample ID: MW# 2

Lab ID#: 1410249-01A

EPA METHOD TO-15 GC/MS FULL SCAN

File Name:	3102015	Date of Collection:	10/15/14 8:55:00 AM
Dil. Factor:	2.47	Date of Analysis:	10/20/14 03:23 PM

Compound	Rpt. Limit (ppbv)	Amount (ppbv)	Rpt. Limit (ug/m3)	Amount (ug/m3)
Freon 12	1.2	Not Detected	6.1	Not Detected
Freon 114	1.2	Not Detected	8.6	Not Detected
Chloromethane	12	Not Detected	26	Not Detected
Vinyl Chloride	1.2	Not Detected	3.2	Not Detected
1,3-Butadiene	1.2	Not Detected	2.7	Not Detected
Bromomethane	12	Not Detected	48	Not Detected
Chloroethane	4.9	Not Detected	13	Not Detected
Freon 11	1.2	2.6	6.9	15
Ethanol	4.9	Not Detected UJ	9.3	Not Detected UJ
Freon 113	1.2	Not Detected	9.5	Not Detected
1,1-Dichloroethene	1.2	Not Detected	4.9	Not Detected
Acetone	12	Not Detected	29	Not Detected
2-Propanol	4.9	Not Detected	12	Not Detected
Carbon Disulfide	4.9	Not Detected	15	Not Detected
3-Chloropropene	4.9	Not Detected	15	Not Detected
Methylene Chloride	12	Not Detected	43	Not Detected
Methyl tert-butyl ether	1.2	Not Detected	4.4	Not Detected
trans-1,2-Dichloroethene	1.2	Not Detected	4.9	Not Detected
Hexane	1.2	Not Detected	4.4	Not Detected
1,1-Dichloroethane	1.2	Not Detected	5.0	Not Detected
2-Butanone (Methyl Ethyl Ketone)	4.9	Not Detected	14	Not Detected
cis-1,2-Dichloroethene	1.2	Not Detected	4.9	Not Detected
Tetrahydrofuran	1.2	Not Detected	3.6	Not Detected
Chloroform	1.2	Not Detected	6.0	Not Detected
1,1,1-Trichloroethane	1.2	Not Detected	6.7	Not Detected
Cyclohexane	1.2	Not Detected	4.2	Not Detected
Carbon Tetrachloride	1.2	Not Detected	7.8	Not Detected
2,2,4-Trimethylpentane	1.2	Not Detected	5.8	Not Detected
Benzene	1.2	Not Detected	3.9	Not Detected
1,2-Dichloroethane	1.2	Not Detected	5.0	Not Detected
Heptane	1.2	Not Detected	5.1	Not Detected
Trichloroethene	1.2	Not Detected	6.6	Not Detected
1,2-Dichloropropane	1.2	Not Detected	5.7	Not Detected
1,4-Dioxane	4.9	Not Detected	18	Not Detected
Bromodichloromethane	1.2	Not Detected	8.3	Not Detected
cis-1,3-Dichloropropene	1.2	Not Detected	5.6	Not Detected
4-Methyl-2-pentanone	1.2	Not Detected	5.0	Not Detected
Toluene	1.2	Not Detected	4.6	Not Detected
trans-1,3-Dichloropropene	1.2	Not Detected	5.6	Not Detected
1,1,2-Trichloroethane	1.2	Not Detected	6.7	Not Detected
Tetrachloroethene	1.2	Not Detected	8.4	Not Detected
2-Hexanone	4.9	Not Detected	20	Not Detected

eurofins | Air Toxics

Client Sample ID: MW# 2

Lab ID#: 1410249-01A

EPA METHOD TO-15 GC/MS FULL SCAN

File Name:	**3102015**	**Date of Collection:**	**10/15/14 8:55:00 AM**
Dil. Factor:	**2.47**	**Date of Analysis:**	**10/20/14 03:23 PM**

Compound	Rpt. Limit (ppbv)	Amount (ppbv)	Rpt. Limit (ug/m3)	Amount (ug/m3)
Dibromochloromethane	1.2	Not Detected	10	Not Detected
1,2-Dibromoethane (EDB)	1.2	Not Detected	9.5	Not Detected
Chlorobenzene	1.2	Not Detected	5.7	Not Detected
Ethyl Benzene	1.2	Not Detected	5.4	Not Detected
m,p-Xylene	1.2	Not Detected	5.4	Not Detected
o-Xylene	1.2	Not Detected	5.4	Not Detected
Styrene	1.2	Not Detected	5.3	Not Detected
Bromoform	1.2	Not Detected	13	Not Detected
Cumene	1.2	Not Detected	6.1	Not Detected
1,1,2,2-Tetrachloroethane	1.2	Not Detected	8.5	Not Detected
Propylbenzene	1.2	Not Detected	6.1	Not Detected
4-Ethyltoluene	1.2	Not Detected	6.1	Not Detected
1,3,5-Trimethylbenzene	1.2	Not Detected	6.1	Not Detected
1,2,4-Trimethylbenzene	1.2	Not Detected	6.1	Not Detected
1,3-Dichlorobenzene	1.2	Not Detected	7.4	Not Detected
1,4-Dichlorobenzene	1.2	Not Detected	7.4	Not Detected
alpha-Chlorotoluene	1.2	Not Detected	6.4	Not Detected
1,2-Dichlorobenzene	1.2	Not Detected	7.4	Not Detected
1,2,4-Trichlorobenzene	4.9	Not Detected	37	Not Detected
Hexachlorobutadiene	4.9	Not Detected	53	Not Detected

UJ = Analyte associated with low bias in the CCV and/or LCS.

Container Type: 1 Liter Summa Canister

Surrogates	%Recovery	Method Limits
Toluene-d8	108	70-130
1,2-Dichloroethane-d4	98	70-130
4-Bromofluorobenzene	99	70-130

eurofins | Air Toxics

Client Sample ID: MW# 2 Dup

Lab ID#: 1410249-02A

EPA METHOD TO-15 GC/MS FULL SCAN

File Name:	**3102016**	**Date of Collection:**	**10/15/14 8:55:00 AM**
Dil. Factor:	**2.48**	**Date of Analysis:**	**10/20/14 03:49 PM**

Compound	Rpt. Limit (ppbv)	Amount (ppbv)	Rpt. Limit (ug/m3)	Amount (ug/m3)
Freon 12	1.2	Not Detected	6.1	Not Detected
Freon 114	1.2	Not Detected	8.7	Not Detected
Chloromethane	12	Not Detected	26	Not Detected
Vinyl Chloride	1.2	Not Detected	3.2	Not Detected
1,3-Butadiene	1.2	Not Detected	2.7	Not Detected
Bromomethane	12	Not Detected	48	Not Detected
Chloroethane	5.0	Not Detected	13	Not Detected
Freon 11	1.2	Not Detected	7.0	Not Detected
Ethanol	5.0	Not Detected UJ	9.3	Not Detected UJ
Freon 113	1.2	Not Detected	9.5	Not Detected
1,1-Dichloroethene	1.2	Not Detected	4.9	Not Detected
Acetone	12	Not Detected	29	Not Detected
2-Propanol	5.0	Not Detected	12	Not Detected
Carbon Disulfide	5.0	Not Detected	15	Not Detected
3-Chloropropene	5.0	Not Detected	16	Not Detected
Methylene Chloride	12	Not Detected	43	Not Detected
Methyl tert-butyl ether	1.2	Not Detected	4.5	Not Detected
trans-1,2-Dichloroethene	1.2	Not Detected	4.9	Not Detected
Hexane	1.2	Not Detected	4.4	Not Detected
1,1-Dichloroethane	1.2	Not Detected	5.0	Not Detected
2-Butanone (Methyl Ethyl Ketone)	5.0	Not Detected	15	Not Detected
cis-1,2-Dichloroethene	1.2	Not Detected	4.9	Not Detected
Tetrahydrofuran	1.2	Not Detected	3.6	Not Detected
Chloroform	1.2	Not Detected	6.0	Not Detected
1,1,1-Trichloroethane	1.2	Not Detected	6.8	Not Detected
Cyclohexane	1.2	Not Detected	4.3	Not Detected
Carbon Tetrachloride	1.2	Not Detected	7.8	Not Detected
2,2,4-Trimethylpentane	1.2	Not Detected	5.8	Not Detected
Benzene	1.2	Not Detected	4.0	Not Detected
1,2-Dichloroethane	1.2	Not Detected	5.0	Not Detected
Heptane	1.2	Not Detected	5.1	Not Detected
Trichloroethene	1.2	Not Detected	6.7	Not Detected
1,2-Dichloropropane	1.2	Not Detected	5.7	Not Detected
1,4-Dioxane	5.0	Not Detected	18	Not Detected
Bromodichloromethane	1.2	Not Detected	8.3	Not Detected
cis-1,3-Dichloropropene	1.2	Not Detected	5.6	Not Detected
4-Methyl-2-pentanone	1.2	Not Detected	5.1	Not Detected
Toluene	1.2	Not Detected	4.7	Not Detected
trans-1,3-Dichloropropene	1.2	Not Detected	5.6	Not Detected
1,1,2-Trichloroethane	1.2	Not Detected	6.8	Not Detected
Tetrachloroethene	1.2	Not Detected	8.4	Not Detected
2-Hexanone	5.0	Not Detected	20	Not Detected

eurofins | Air Toxics

Client Sample ID: MW# 2 Dup

Lab ID#: 1410249-02A

EPA METHOD TO-15 GC/MS FULL SCAN

File Name:	**3102016**	**Date of Collection:**	**10/15/14 8:55:00 AM**
Dil. Factor:	**2.48**	**Date of Analysis:**	**10/20/14 03:49 PM**

Compound	Rpt. Limit (ppbv)	Amount (ppbv)	Rpt. Limit (ug/m3)	Amount (ug/m3)
Dibromochloromethane	1.2	Not Detected	10	Not Detected
1,2-Dibromoethane (EDB)	1.2	Not Detected	9.5	Not Detected
Chlorobenzene	1.2	Not Detected	5.7	Not Detected
Ethyl Benzene	1.2	Not Detected	5.4	Not Detected
m,p-Xylene	1.2	Not Detected	5.4	Not Detected
o-Xylene	1.2	Not Detected	5.4	Not Detected
Styrene	1.2	Not Detected	5.3	Not Detected
Bromoform	1.2	Not Detected	13	Not Detected
Cumene	1.2	Not Detected	6.1	Not Detected
1,1,2,2-Tetrachloroethane	1.2	Not Detected	8.5	Not Detected
Propylbenzene	1.2	Not Detected	6.1	Not Detected
4-Ethyltoluene	1.2	Not Detected	6.1	Not Detected
1,3,5-Trimethylbenzene	1.2	Not Detected	6.1	Not Detected
1,2,4-Trimethylbenzene	1.2	Not Detected	6.1	Not Detected
1,3-Dichlorobenzene	1.2	Not Detected	7.4	Not Detected
1,4-Dichlorobenzene	1.2	Not Detected	7.4	Not Detected
alpha-Chlorotoluene	1.2	Not Detected	6.4	Not Detected
1,2-Dichlorobenzene	1.2	Not Detected	7.4	Not Detected
1,2,4-Trichlorobenzene	5.0	Not Detected	37	Not Detected
Hexachlorobutadiene	5.0	Not Detected	53	Not Detected

UJ = Analyte associated with low bias in the CCV and/or LCS.

Container Type: 1 Liter Summa Canister

Surrogates	%Recovery	Method Limits
Toluene-d8	104	70-130
1,2-Dichloroethane-d4	91	70-130
4-Bromofluorobenzene	104	70-130

eurofins | Air Toxics

Client Sample ID: SGS-SP

Lab ID#: 1410249-03A

EPA METHOD TO-15 GC/MS FULL SCAN

File Name:	**3102020**	**Date of Collection:**	**10/15/14 10:28:00 A**
Dil. Factor:	**10.4**	**Date of Analysis:**	**10/20/14 05:51 PM**

Compound	Rpt. Limit (ppbv)	Amount (ppbv)	Rpt. Limit (ug/m3)	Amount (ug/m3)
Freon 12	5.2	9.0	26	44
Freon 114	5.2	Not Detected	36	Not Detected
Chloromethane	52	Not Detected	110	Not Detected
Vinyl Chloride	5.2	Not Detected	13	Not Detected
1,3-Butadiene	5.2	Not Detected	12	Not Detected
Bromomethane	52	Not Detected	200	Not Detected
Chloroethane	21	Not Detected	55	Not Detected
Freon 11	5.2	320	29	1800
Ethanol	21	Not Detected UJ	39	Not Detected UJ
Freon 113	5.2	25	40	190
1,1-Dichloroethene	5.2	9.3	21	37
Acetone	52	Not Detected	120	Not Detected
2-Propanol	21	Not Detected	51	Not Detected
Carbon Disulfide	21	26	65	82
3-Chloropropene	21	Not Detected	65	Not Detected
Methylene Chloride	52	Not Detected	180	Not Detected
Methyl tert-butyl ether	5.2	Not Detected	19	Not Detected
trans-1,2-Dichloroethene	5.2	Not Detected	21	Not Detected
Hexane	5.2	Not Detected	18	Not Detected
1,1-Dichloroethane	5.2	Not Detected	21	Not Detected
2-Butanone (Methyl Ethyl Ketone)	21	Not Detected	61	Not Detected
cis-1,2-Dichloroethene	5.2	Not Detected	21	Not Detected
Tetrahydrofuran	5.2	Not Detected	15	Not Detected
Chloroform	5.2	1100	25	5200
1,1,1-Trichloroethane	5.2	Not Detected	28	Not Detected
Cyclohexane	5.2	Not Detected	18	Not Detected
Carbon Tetrachloride	5.2	46	33	290
2,2,4-Trimethylpentane	5.2	Not Detected	24	Not Detected
Benzene	5.2	Not Detected	17	Not Detected
1,2-Dichloroethane	5.2	10	21	42
Heptane	5.2	Not Detected	21	Not Detected
Trichloroethene	5.2	44	28	240
1,2-Dichloropropane	5.2	Not Detected	24	Not Detected
1,4-Dioxane	21	Not Detected	75	Not Detected
Bromodichloromethane	5.2	Not Detected	35	Not Detected
cis-1,3-Dichloropropene	5.2	Not Detected	24	Not Detected
4-Methyl-2-pentanone	5.2	Not Detected	21	Not Detected
Toluene	5.2	Not Detected	20	Not Detected
trans-1,3-Dichloropropene	5.2	Not Detected	24	Not Detected
1,1,2-Trichloroethane	5.2	Not Detected	28	Not Detected
Tetrachloroethene	5.2	18	35	120
2-Hexanone	21	Not Detected	85	Not Detected

eurofins | Air Toxics

Client Sample ID: SGS-SP

Lab ID#: 1410249-03A

EPA METHOD TO-15 GC/MS FULL SCAN

File Name:	**3102020**	**Date of Collection:**	**10/15/14 10:28:00 A**
Dil. Factor:	**10.4**	**Date of Analysis:**	**10/20/14 05:51 PM**

Compound	Rpt. Limit (ppbv)	Amount (ppbv)	Rpt. Limit (ug/m3)	Amount (ug/m3)
Dibromochloromethane	5.2	Not Detected	44	Not Detected
1,2-Dibromoethane (EDB)	5.2	Not Detected	40	Not Detected
Chlorobenzene	5.2	Not Detected	24	Not Detected
Ethyl Benzene	5.2	Not Detected	22	Not Detected
m,p-Xylene	5.2	Not Detected	22	Not Detected
o-Xylene	5.2	Not Detected	22	Not Detected
Styrene	5.2	Not Detected	22	Not Detected
Bromoform	5.2	Not Detected	54	Not Detected
Cumene	5.2	Not Detected	26	Not Detected
1,1,2,2-Tetrachloroethane	5.2	Not Detected	36	Not Detected
Propylbenzene	5.2	Not Detected	26	Not Detected
4-Ethyltoluene	5.2	Not Detected	26	Not Detected
1,3,5-Trimethylbenzene	5.2	Not Detected	26	Not Detected
1,2,4-Trimethylbenzene	5.2	Not Detected	26	Not Detected
1,3-Dichlorobenzene	5.2	Not Detected	31	Not Detected
1,4-Dichlorobenzene	5.2	Not Detected	31	Not Detected
alpha-Chlorotoluene	5.2	Not Detected	27	Not Detected
1,2-Dichlorobenzene	5.2	Not Detected	31	Not Detected
1,2,4-Trichlorobenzene	21	Not Detected	150	Not Detected
Hexachlorobutadiene	21	Not Detected	220	Not Detected

UJ = Analyte associated with low bias in the CCV and/or LCS.

Container Type: 1 Liter Summa Canister

Surrogates	%Recovery	Method Limits
Toluene-d8	105	70-130
1,2-Dichloroethane-d4	91	70-130
4-Bromofluorobenzene	101	70-130

eurofins | Air Toxics

Client Sample ID: SGD-SP

Lab ID#: 1410249-04A

EPA METHOD TO-15 GC/MS

File Name:	**j102724**	**Date of Collection:**	**10/15/14 10:10:00 A**
Dil. Factor:	**26.2**	**Date of Analysis:**	**10/28/14 12:14 AM**

Compound	Rpt. Limit (ppbv)	Amount (ppbv)	Rpt. Limit (ug/m3)	Amount (ug/m3)
Freon 12	130	580	650	2900
Freon 114	130	Not Detected	920	Not Detected
Chloromethane	520	Not Detected	1100	Not Detected
Vinyl Chloride	130	Not Detected	330	Not Detected
1,3-Butadiene	130	Not Detected	290	Not Detected
Bromomethane	130	Not Detected	510	Not Detected
Chloroethane	520	Not Detected	1400	Not Detected
Freon 11	130	8800	740	49000
Ethanol	520	Not Detected	990	Not Detected
Freon 113	130	200	1000	1500
1,1-Dichloroethene	130	Not Detected	520	Not Detected
Acetone	520	Not Detected	1200	Not Detected
2-Propanol	520	Not Detected	1300	Not Detected
Carbon Disulfide	130	Not Detected	410	Not Detected
3-Chloropropene	520	Not Detected	1600	Not Detected
Methylene Chloride	130	Not Detected	460	Not Detected
Methyl tert-butyl ether	130	Not Detected	470	Not Detected
trans-1,2-Dichloroethene	130	Not Detected	520	Not Detected
Hexane	130	Not Detected	460	Not Detected
1,1-Dichloroethane	130	Not Detected	530	Not Detected
2-Butanone (Methyl Ethyl Ketone)	520	Not Detected	1500	Not Detected
cis-1,2-Dichloroethene	130	Not Detected	520	Not Detected
Tetrahydrofuran	130	Not Detected	390	Not Detected
Chloroform	130	27000	640	130000
1,1,1-Trichloroethane	130	Not Detected	710	Not Detected
Cyclohexane	130	Not Detected	450	Not Detected
Carbon Tetrachloride	130	560	820	3500
2,2,4-Trimethylpentane	130	Not Detected	610	Not Detected
Benzene	130	Not Detected	420	Not Detected
1,2-Dichloroethane	130	Not Detected	530	Not Detected
Heptane	130	Not Detected	540	Not Detected
Trichloroethene	130	660	700	3500
1,2-Dichloropropane	130	Not Detected	600	Not Detected
1,4-Dioxane	520	Not Detected	1900	Not Detected
Bromodichloromethane	130	Not Detected	880	Not Detected
cis-1,3-Dichloropropene	130	Not Detected	590	Not Detected
4-Methyl-2-pentanone	130	Not Detected	540	Not Detected
Toluene	130	Not Detected	490	Not Detected
trans-1,3-Dichloropropene	130	Not Detected	590	Not Detected
1,1,2-Trichloroethane	130	Not Detected	710	Not Detected
Tetrachloroethene	130	140	890	990
2-Hexanone	520	Not Detected	2100	Not Detected

eurofins | Air Toxics

Client Sample ID: SGD-SP

Lab ID#: 1410249-04A

EPA METHOD TO-15 GC/MS

File Name:	**j102724**	**Date of Collection: 10/15/14 10:10:00 A**	
Dil. Factor:	**26.2**	**Date of Analysis: 10/28/14 12:14 AM**	

Compound	Rpt. Limit (ppbv)	Amount (ppbv)	Rpt. Limit (ug/m3)	Amount (ug/m3)
Dibromochloromethane	130	Not Detected	1100	Not Detected
1,2-Dibromoethane (EDB)	130	Not Detected	1000	Not Detected
Chlorobenzene	130	Not Detected	600	Not Detected
Ethyl Benzene	130	Not Detected	570	Not Detected
m,p-Xylene	130	Not Detected	570	Not Detected
o-Xylene	130	Not Detected	570	Not Detected
Styrene	130	Not Detected	560	Not Detected
Bromoform	130	Not Detected	1400	Not Detected
Cumene	130	Not Detected	640	Not Detected
1,1,2,2-Tetrachloroethane	130	Not Detected	900	Not Detected
Propylbenzene	130	Not Detected	640	Not Detected
4-Ethyltoluene	130	Not Detected	640	Not Detected
1,3,5-Trimethylbenzene	130	Not Detected	640	Not Detected
1,2,4-Trimethylbenzene	130	Not Detected	640	Not Detected
1,3-Dichlorobenzene	130	Not Detected	790	Not Detected
1,4-Dichlorobenzene	130	Not Detected	790	Not Detected
alpha-Chlorotoluene	130	Not Detected UJ	680	Not Detected UJ
1,2-Dichlorobenzene	130	Not Detected	790	Not Detected
1,2,4-Trichlorobenzene	520	Not Detected	3900	Not Detected
Hexachlorobutadiene	520	Not Detected	5600	Not Detected

UJ = Analyte associated with low bias in the CCV and/or LCS.

Container Type: 1 Liter Summa Canister

Surrogates	%Recovery	Method Limits
1,2-Dichloroethane-d4	106	70-130
Toluene-d8	99	70-130
4-Bromofluorobenzene	96	70-130

eurofins | Air Toxics

Client Sample ID: SGD-MP

Lab ID#: 1410249-05A

EPA METHOD TO-15 GC/MS

File Name:	j102725	Date of Collection:	10/15/14 9:42:00 AM
Dil. Factor:	26.0	Date of Analysis:	10/28/14 01:02 AM

Compound	Rpt. Limit (ppbv)	Amount (ppbv)	Rpt. Limit (ug/m3)	Amount (ug/m3)
Freon 12	130	2000	640	9700
Freon 114	130	Not Detected	910	Not Detected
Chloromethane	520	Not Detected	1100	Not Detected
Vinyl Chloride	130	Not Detected	330	Not Detected
1,3-Butadiene	130	Not Detected	290	Not Detected
Bromomethane	130	Not Detected	500	Not Detected
Chloroethane	520	Not Detected	1400	Not Detected
Freon 11	130	45000	730	260000
Ethanol	520	Not Detected	980	Not Detected
Freon 113	130	1200	1000	9400
1,1-Dichloroethene	130	190	520	750
Acetone	520	Not Detected	1200	Not Detected
2-Propanol	520	Not Detected	1300	Not Detected
Carbon Disulfide	130	Not Detected	400	Not Detected
3-Chloropropene	520	Not Detected	1600	Not Detected
Methylene Chloride	130	210	450	730
Methyl tert-butyl ether	130	Not Detected	470	Not Detected
trans-1,2-Dichloroethene	130	Not Detected	520	Not Detected
Hexane	130	Not Detected	460	Not Detected
1,1-Dichloroethane	130	Not Detected	530	Not Detected
2-Butanone (Methyl Ethyl Ketone)	520	Not Detected	1500	Not Detected
cis-1,2-Dichloroethene	130	Not Detected	520	Not Detected
Tetrahydrofuran	130	Not Detected	380	Not Detected
Chloroform	130	38000	630	180000
1,1,1-Trichloroethane	130	Not Detected	710	Not Detected
Cyclohexane	130	Not Detected	450	Not Detected
Carbon Tetrachloride	130	1900	820	12000
2,2,4-Trimethylpentane	130	Not Detected	610	Not Detected
Benzene	130	Not Detected	420	Not Detected
1,2-Dichloroethane	130	Not Detected	530	Not Detected
Heptane	130	Not Detected	530	Not Detected
Trichloroethene	130	1500	700	8300
1,2-Dichloropropane	130	Not Detected	600	Not Detected
1,4-Dioxane	520	Not Detected	1900	Not Detected
Bromodichloromethane	130	Not Detected	870	Not Detected
cis-1,3-Dichloropropene	130	Not Detected	590	Not Detected
4-Methyl-2-pentanone	130	Not Detected	530	Not Detected
Toluene	130	Not Detected	490	Not Detected
trans-1,3-Dichloropropene	130	Not Detected	590	Not Detected
1,1,2-Trichloroethane	130	Not Detected	710	Not Detected
Tetrachloroethene	130	170	880	1100
2-Hexanone	520	Not Detected	2100	Not Detected

eurofins | Air Toxics

Client Sample ID: SGD-MP

Lab ID#: 1410249-05A

EPA METHOD TO-15 GC/MS

File Name:	**j102725**	**Date of Collection:**	**10/15/14 9:42:00 AM**
Dil. Factor:	**26.0**	**Date of Analysis:**	**10/28/14 01:02 AM**

Compound	Rpt. Limit (ppbv)	Amount (ppbv)	Rpt. Limit (ug/m3)	Amount (ug/m3)
Dibromochloromethane	130	Not Detected	1100	Not Detected
1,2-Dibromoethane (EDB)	130	Not Detected	1000	Not Detected
Chlorobenzene	130	Not Detected	600	Not Detected
Ethyl Benzene	130	Not Detected	560	Not Detected
m,p-Xylene	130	Not Detected	560	Not Detected
o-Xylene	130	Not Detected	560	Not Detected
Styrene	130	Not Detected	550	Not Detected
Bromoform	130	Not Detected	1300	Not Detected
Cumene	130	Not Detected	640	Not Detected
1,1,2,2-Tetrachloroethane	130	Not Detected	890	Not Detected
Propylbenzene	130	Not Detected	640	Not Detected
4-Ethyltoluene	130	Not Detected	640	Not Detected
1,3,5-Trimethylbenzene	130	Not Detected	640	Not Detected
1,2,4-Trimethylbenzene	130	Not Detected	640	Not Detected
1,3-Dichlorobenzene	130	Not Detected	780	Not Detected
1,4-Dichlorobenzene	130	Not Detected	780	Not Detected
alpha-Chlorotoluene	130	Not Detected UJ	670	Not Detected UJ
1,2-Dichlorobenzene	130	Not Detected	780	Not Detected
1,2,4-Trichlorobenzene	520	Not Detected	3800	Not Detected
Hexachlorobutadiene	520	Not Detected	5500	Not Detected

UJ = Analyte associated with low bias in the CCV and/or LCS.

Container Type: 1 Liter Summa Canister

Surrogates	%Recovery	Method Limits
1,2-Dichloroethane-d4	107	70-130
Toluene-d8	98	70-130
4-Bromofluorobenzene	102	70-130

eurofins | Air Toxics

Client Sample ID: SGD-DP

Lab ID#: 1410249-06A

EPA METHOD TO-15 GC/MS

File Name:	**j102730**	**Date of Collection:**	**10/15/14 9:22:00 AM**
Dil. Factor:	**13.0**	**Date of Analysis:**	**10/28/14 07:03 AM**

Compound	Rpt. Limit (ppbv)	Amount (ppbv)	Rpt. Limit (ug/m3)	Amount (ug/m3)
Freon 12	65	990	320	4900
Freon 114	65	Not Detected	450	Not Detected
Chloromethane	260	Not Detected	540	Not Detected
Vinyl Chloride	65	Not Detected	170	Not Detected
1,3-Butadiene	65	Not Detected	140	Not Detected
Bromomethane	65	Not Detected	250	Not Detected
Chloroethane	260	Not Detected	690	Not Detected
Freon 11	65	32000	360	180000
Ethanol	260	Not Detected	490	Not Detected
Freon 113	65	750	500	5700
1,1-Dichloroethene	65	160	260	640
Acetone	260	Not Detected	620	Not Detected
2-Propanol	260	Not Detected	640	Not Detected
Carbon Disulfide	65	Not Detected	200	Not Detected
3-Chloropropene	260	Not Detected	810	Not Detected
Methylene Chloride	65	Not Detected	220	Not Detected
Methyl tert-butyl ether	65	Not Detected	230	Not Detected
trans-1,2-Dichloroethene	65	Not Detected	260	Not Detected
Hexane	65	Not Detected	230	Not Detected
1,1-Dichloroethane	65	Not Detected	260	Not Detected
2-Butanone (Methyl Ethyl Ketone)	260	Not Detected	770	Not Detected
cis-1,2-Dichloroethene	65	Not Detected	260	Not Detected
Tetrahydrofuran	65	Not Detected	190	Not Detected
Chloroform	65	5400	320	27000
1,1,1-Trichloroethane	65	Not Detected	350	Not Detected
Cyclohexane	65	Not Detected	220	Not Detected
Carbon Tetrachloride	65	1000	410	6400
2,2,4-Trimethylpentane	65	Not Detected	300	Not Detected
Benzene	65	Not Detected	210	Not Detected
1,2-Dichloroethane	65	Not Detected	260	Not Detected
Heptane	65	Not Detected	270	Not Detected
Trichloroethene	65	610	350	3300
1,2-Dichloropropane	65	Not Detected	300	Not Detected
1,4-Dioxane	260	Not Detected	940	Not Detected
Bromodichloromethane	65	Not Detected	440	Not Detected
cis-1,3-Dichloropropene	65	Not Detected	300	Not Detected
4-Methyl-2-pentanone	65	Not Detected	270	Not Detected
Toluene	65	Not Detected	240	Not Detected
trans-1,3-Dichloropropene	65	Not Detected	300	Not Detected
1,1,2-Trichloroethane	65	Not Detected	350	Not Detected
Tetrachloroethene	65	76	440	510
2-Hexanone	260	Not Detected	1100	Not Detected

eurofins | Air Toxics

Client Sample ID: SGD-DP

Lab ID#: 1410249-06A

EPA METHOD TO-15 GC/MS

File Name:	**j102730**	**Date of Collection:**	**10/15/14 9:22:00 AM**
Dil. Factor:	**13.0**	**Date of Analysis:**	**10/28/14 07:03 AM**

Compound	Rpt. Limit (ppbv)	Amount (ppbv)	Rpt. Limit (ug/m3)	Amount (ug/m3)
Dibromochloromethane	65	Not Detected	550	Not Detected
1,2-Dibromoethane (EDB)	65	Not Detected	500	Not Detected
Chlorobenzene	65	Not Detected	300	Not Detected
Ethyl Benzene	65	Not Detected	280	Not Detected
m,p-Xylene	65	Not Detected	280	Not Detected
o-Xylene	65	Not Detected	280	Not Detected
Styrene	65	Not Detected	280	Not Detected
Bromoform	65	Not Detected	670	Not Detected
Cumene	65	Not Detected	320	Not Detected
1,1,2,2-Tetrachloroethane	65	Not Detected	450	Not Detected
Propylbenzene	65	Not Detected	320	Not Detected
4-Ethyltoluene	65	Not Detected	320	Not Detected
1,3,5-Trimethylbenzene	65	Not Detected	320	Not Detected
1,2,4-Trimethylbenzene	65	Not Detected	320	Not Detected
1,3-Dichlorobenzene	65	Not Detected	390	Not Detected
1,4-Dichlorobenzene	65	Not Detected	390	Not Detected
alpha-Chlorotoluene	65	Not Detected UJ	340	Not Detected UJ
1,2-Dichlorobenzene	65	Not Detected	390	Not Detected
1,2,4-Trichlorobenzene	260	Not Detected	1900	Not Detected
Hexachlorobutadiene	260	Not Detected	2800	Not Detected

UJ = Analyte associated with low bias in the CCV and/or LCS.

Container Type: 1 Liter Summa Canister

Surrogates	%Recovery	Method Limits
1,2-Dichloroethane-d4	103	70-130
Toluene-d8	99	70-130
4-Bromofluorobenzene	91	70-130

eurofins | Air Toxics

Client Sample ID: Field Blank

Lab ID#: 1410249-07A

EPA METHOD TO-15 GC/MS FULL SCAN

File Name:	3102018	Date of Collection:	10/15/14 10:45:00 A
Dil. Factor:	2.67	Date of Analysis:	10/20/14 04:40 PM

Compound	Rpt. Limit (ppbv)	Amount (ppbv)	Rpt. Limit (ug/m3)	Amount (ug/m3)
Freon 12	1.3	Not Detected	6.6	Not Detected
Freon 114	1.3	Not Detected	9.3	Not Detected
Chloromethane	13	Not Detected	28	Not Detected
Vinyl Chloride	1.3	Not Detected	3.4	Not Detected
1,3-Butadiene	1.3	Not Detected	3.0	Not Detected
Bromomethane	13	Not Detected	52	Not Detected
Chloroethane	5.3	Not Detected	14	Not Detected
Freon 11	1.3	Not Detected	7.5	Not Detected
Ethanol	5.3	Not Detected UJ	10	Not Detected UJ
Freon 113	1.3	Not Detected	10	Not Detected
1,1-Dichloroethene	1.3	Not Detected	5.3	Not Detected
Acetone	13	Not Detected	32	Not Detected
2-Propanol	5.3	Not Detected	13	Not Detected
Carbon Disulfide	5.3	Not Detected	17	Not Detected
3-Chloropropene	5.3	Not Detected	17	Not Detected
Methylene Chloride	13	Not Detected	46	Not Detected
Methyl tert-butyl ether	1.3	Not Detected	4.8	Not Detected
trans-1,2-Dichloroethene	1.3	Not Detected	5.3	Not Detected
Hexane	1.3	Not Detected	4.7	Not Detected
1,1-Dichloroethane	1.3	Not Detected	5.4	Not Detected
2-Butanone (Methyl Ethyl Ketone)	5.3	Not Detected	16	Not Detected
cis-1,2-Dichloroethene	1.3	Not Detected	5.3	Not Detected
Tetrahydrofuran	1.3	Not Detected	3.9	Not Detected
Chloroform	1.3	1.3	6.5	6.6
1,1,1-Trichloroethane	1.3	Not Detected	7.3	Not Detected
Cyclohexane	1.3	Not Detected	4.6	Not Detected
Carbon Tetrachloride	1.3	Not Detected	8.4	Not Detected
2,2,4-Trimethylpentane	1.3	Not Detected	6.2	Not Detected
Benzene	1.3	Not Detected	4.3	Not Detected
1,2-Dichloroethane	1.3	Not Detected	5.4	Not Detected
Heptane	1.3	Not Detected	5.5	Not Detected
Trichloroethene	1.3	Not Detected	7.2	Not Detected
1,2-Dichloropropane	1.3	Not Detected	6.2	Not Detected
1,4-Dioxane	5.3	Not Detected	19	Not Detected
Bromodichloromethane	1.3	Not Detected	8.9	Not Detected
cis-1,3-Dichloropropene	1.3	Not Detected	6.0	Not Detected
4-Methyl-2-pentanone	1.3	Not Detected	5.5	Not Detected
Toluene	1.3	Not Detected	5.0	Not Detected
trans-1,3-Dichloropropene	1.3	Not Detected	6.0	Not Detected
1,1,2-Trichloroethane	1.3	Not Detected	7.3	Not Detected
Tetrachloroethene	1.3	Not Detected	9.0	Not Detected
2-Hexanone	5.3	Not Detected	22	Not Detected

eurofins | Air Toxics

Client Sample ID: Field Blank

Lab ID#: 1410249-07A

EPA METHOD TO-15 GC/MS FULL SCAN

File Name:	**3102018**	**Date of Collection:**	**10/15/14 10:45:00 A**
Dil. Factor:	**2.67**	**Date of Analysis:**	**10/20/14 04:40 PM**

Compound	Rpt. Limit (ppbv)	Amount (ppbv)	Rpt. Limit (ug/m3)	Amount (ug/m3)
Dibromochloromethane	1.3	Not Detected	11	Not Detected
1,2-Dibromoethane (EDB)	1.3	Not Detected	10	Not Detected
Chlorobenzene	1.3	Not Detected	6.1	Not Detected
Ethyl Benzene	1.3	Not Detected	5.8	Not Detected
m,p-Xylene	1.3	Not Detected	5.8	Not Detected
o-Xylene	1.3	Not Detected	5.8	Not Detected
Styrene	1.3	Not Detected	5.7	Not Detected
Bromoform	1.3	Not Detected	14	Not Detected
Cumene	1.3	Not Detected	6.6	Not Detected
1,1,2,2-Tetrachloroethane	1.3	Not Detected	9.2	Not Detected
Propylbenzene	1.3	Not Detected	6.6	Not Detected
4-Ethyltoluene	1.3	Not Detected	6.6	Not Detected
1,3,5-Trimethylbenzene	1.3	Not Detected	6.6	Not Detected
1,2,4-Trimethylbenzene	1.3	Not Detected	6.6	Not Detected
1,3-Dichlorobenzene	1.3	Not Detected	8.0	Not Detected
1,4-Dichlorobenzene	1.3	Not Detected	8.0	Not Detected
alpha-Chlorotoluene	1.3	Not Detected	6.9	Not Detected
1,2-Dichlorobenzene	1.3	Not Detected	8.0	Not Detected
1,2,4-Trichlorobenzene	5.3	Not Detected	40	Not Detected
Hexachlorobutadiene	5.3	Not Detected	57	Not Detected

UJ = Analyte associated with low bias in the CCV and/or LCS.

Container Type: 1 Liter Summa Canister

Surrogates	%Recovery	Method Limits
Toluene-d8	105	70-130
1,2-Dichloroethane-d4	91	70-130
4-Bromofluorobenzene	102	70-130

eurofins | Air Toxics

Client Sample ID: MW# 5

Lab ID#: 1410249-08A

EPA METHOD TO-15 GC/MS FULL SCAN

File Name:	**3102019**	**Date of Collection:**	**10/15/14 11:15:00 A**
Dil. Factor:	**2.70**	**Date of Analysis:**	**10/20/14 05:07 PM**

Compound	Rpt. Limit (ppbv)	Amount (ppbv)	Rpt. Limit (ug/m3)	Amount (ug/m3)
Freon 12	1.4	Not Detected	6.7	Not Detected
Freon 114	1.4	Not Detected	9.4	Not Detected
Chloromethane	14	Not Detected	28	Not Detected
Vinyl Chloride	1.4	Not Detected	3.4	Not Detected
1,3-Butadiene	1.4	Not Detected	3.0	Not Detected
Bromomethane	14	Not Detected	52	Not Detected
Chloroethane	5.4	Not Detected	14	Not Detected
Freon 11	1.4	3.9	7.6	22
Ethanol	5.4	Not Detected UJ	10	Not Detected UJ
Freon 113	1.4	Not Detected	10	Not Detected
1,1-Dichloroethene	1.4	Not Detected	5.4	Not Detected
Acetone	14	Not Detected	32	Not Detected
2-Propanol	5.4	Not Detected	13	Not Detected
Carbon Disulfide	5.4	Not Detected	17	Not Detected
3-Chloropropene	5.4	Not Detected	17	Not Detected
Methylene Chloride	14	Not Detected	47	Not Detected
Methyl tert-butyl ether	1.4	Not Detected	4.9	Not Detected
trans-1,2-Dichloroethene	1.4	Not Detected	5.4	Not Detected
Hexane	1.4	Not Detected	4.8	Not Detected
1,1-Dichloroethane	1.4	Not Detected	5.5	Not Detected
2-Butanone (Methyl Ethyl Ketone)	5.4	Not Detected	16	Not Detected
cis-1,2-Dichloroethene	1.4	Not Detected	5.4	Not Detected
Tetrahydrofuran	1.4	Not Detected	4.0	Not Detected
Chloroform	1.4	Not Detected	6.6	Not Detected
1,1,1-Trichloroethane	1.4	Not Detected	7.4	Not Detected
Cyclohexane	1.4	Not Detected	4.6	Not Detected
Carbon Tetrachloride	1.4	Not Detected	8.5	Not Detected
2,2,4-Trimethylpentane	1.4	Not Detected	6.3	Not Detected
Benzene	1.4	Not Detected	4.3	Not Detected
1,2-Dichloroethane	1.4	Not Detected	5.5	Not Detected
Heptane	1.4	Not Detected	5.5	Not Detected
Trichloroethene	1.4	Not Detected	7.2	Not Detected
1,2-Dichloropropane	1.4	Not Detected	6.2	Not Detected
1,4-Dioxane	5.4	Not Detected	19	Not Detected
Bromodichloromethane	1.4	Not Detected	9.0	Not Detected
cis-1,3-Dichloropropene	1.4	Not Detected	6.1	Not Detected
4-Methyl-2-pentanone	1.4	Not Detected	5.5	Not Detected
Toluene	1.4	7.6	5.1	28
trans-1,3-Dichloropropene	1.4	Not Detected	6.1	Not Detected
1,1,2-Trichloroethane	1.4	Not Detected	7.4	Not Detected
Tetrachloroethene	1.4	Not Detected	9.2	Not Detected
2-Hexanone	5.4	Not Detected	22	Not Detected

eurofins | Air Toxics

Client Sample ID: MW# 5

Lab ID#: 1410249-08A

EPA METHOD TO-15 GC/MS FULL SCAN

File Name:	**3102019**	**Date of Collection:**	**10/15/14 11:15:00 A**
Dil. Factor:	**2.70**	**Date of Analysis:**	**10/20/14 05:07 PM**

Compound	Rpt. Limit (ppbv)	Amount (ppbv)	Rpt. Limit (ug/m3)	Amount (ug/m3)
Dibromochloromethane	1.4	Not Detected	12	Not Detected
1,2-Dibromoethane (EDB)	1.4	Not Detected	10	Not Detected
Chlorobenzene	1.4	Not Detected	6.2	Not Detected
Ethyl Benzene	1.4	Not Detected	5.9	Not Detected
m,p-Xylene	1.4	Not Detected	5.9	Not Detected
o-Xylene	1.4	Not Detected	5.9	Not Detected
Styrene	1.4	Not Detected	5.8	Not Detected
Bromoform	1.4	Not Detected	14	Not Detected
Cumene	1.4	Not Detected	6.6	Not Detected
1,1,2,2-Tetrachloroethane	1.4	Not Detected	9.3	Not Detected
Propylbenzene	1.4	Not Detected	6.6	Not Detected
4-Ethyltoluene	1.4	Not Detected	6.6	Not Detected
1,3,5-Trimethylbenzene	1.4	Not Detected	6.6	Not Detected
1,2,4-Trimethylbenzene	1.4	Not Detected	6.6	Not Detected
1,3-Dichlorobenzene	1.4	Not Detected	8.1	Not Detected
1,4-Dichlorobenzene	1.4	Not Detected	8.1	Not Detected
alpha-Chlorotoluene	1.4	Not Detected	7.0	Not Detected
1,2-Dichlorobenzene	1.4	Not Detected	8.1	Not Detected
1,2,4-Trichlorobenzene	5.4	Not Detected	40	Not Detected
Hexachlorobutadiene	5.4	Not Detected	58	Not Detected

UJ = Analyte associated with low bias in the CCV and/or LCS.

Container Type: 1 Liter Summa Canister

Surrogates	%Recovery	Method Limits
Toluene-d8	105	70-130
1,2-Dichloroethane-d4	93	70-130
4-Bromofluorobenzene	100	70-130

eurofins | Air Toxics

Client Sample ID: Lab Blank

Lab ID#: 1410249-09A

EPA METHOD TO-15 GC/MS FULL SCAN

File Name:	**3102007**	**Date of Collection: NA**	
Dil. Factor:	**1.00**	**Date of Analysis: 10/20/14 11:06 AM**	

Compound	Rpt. Limit (ppbv)	Amount (ppbv)	Rpt. Limit (ug/m3)	Amount (ug/m3)
Freon 12	0.50	Not Detected	2.5	Not Detected
Freon 114	0.50	Not Detected	3.5	Not Detected
Chloromethane	5.0	Not Detected	10	Not Detected
Vinyl Chloride	0.50	Not Detected	1.3	Not Detected
1,3-Butadiene	0.50	Not Detected	1.1	Not Detected
Bromomethane	5.0	Not Detected	19	Not Detected
Chloroethane	2.0	Not Detected	5.3	Not Detected
Freon 11	0.50	Not Detected	2.8	Not Detected
Ethanol	2.0	Not Detected UJ	3.8	Not Detected UJ
Freon 113	0.50	Not Detected	3.8	Not Detected
1,1-Dichloroethene	0.50	Not Detected	2.0	Not Detected
Acetone	5.0	Not Detected	12	Not Detected
2-Propanol	2.0	Not Detected	4.9	Not Detected
Carbon Disulfide	2.0	Not Detected	6.2	Not Detected
3-Chloropropene	2.0	Not Detected	6.3	Not Detected
Methylene Chloride	5.0	Not Detected	17	Not Detected
Methyl tert-butyl ether	0.50	Not Detected	1.8	Not Detected
trans-1,2-Dichloroethene	0.50	Not Detected	2.0	Not Detected
Hexane	0.50	Not Detected	1.8	Not Detected
1,1-Dichloroethane	0.50	Not Detected	2.0	Not Detected
2-Butanone (Methyl Ethyl Ketone)	2.0	Not Detected	5.9	Not Detected
cis-1,2-Dichloroethene	0.50	Not Detected	2.0	Not Detected
Tetrahydrofuran	0.50	Not Detected	1.5	Not Detected
Chloroform	0.50	Not Detected	2.4	Not Detected
1,1,1-Trichloroethane	0.50	Not Detected	2.7	Not Detected
Cyclohexane	0.50	Not Detected	1.7	Not Detected
Carbon Tetrachloride	0.50	Not Detected	3.1	Not Detected
2,2,4-Trimethylpentane	0.50	Not Detected	2.3	Not Detected
Benzene	0.50	Not Detected	1.6	Not Detected
1,2-Dichloroethane	0.50	Not Detected	2.0	Not Detected
Heptane	0.50	Not Detected	2.0	Not Detected
Trichloroethene	0.50	Not Detected	2.7	Not Detected
1,2-Dichloropropane	0.50	Not Detected	2.3	Not Detected
1,4-Dioxane	2.0	Not Detected	7.2	Not Detected
Bromodichloromethane	0.50	Not Detected	3.4	Not Detected
cis-1,3-Dichloropropene	0.50	Not Detected	2.3	Not Detected
4-Methyl-2-pentanone	0.50	Not Detected	2.0	Not Detected
Toluene	0.50	Not Detected	1.9	Not Detected
trans-1,3-Dichloropropene	0.50	Not Detected	2.3	Not Detected
1,1,2-Trichloroethane	0.50	Not Detected	2.7	Not Detected
Tetrachloroethene	0.50	Not Detected	3.4	Not Detected
2-Hexanone	2.0	Not Detected	8.2	Not Detected

eurofins | Air Toxics

Client Sample ID: Lab Blank

Lab ID#: 1410249-09A

EPA METHOD TO-15 GC/MS FULL SCAN

File Name:	**3102007**	**Date of Collection: NA**	
Dil. Factor:	**1.00**	**Date of Analysis: 10/20/14 11:06 AM**	

Compound	Rpt. Limit (ppbv)	Amount (ppbv)	Rpt. Limit (ug/m3)	Amount (ug/m3)
Dibromochloromethane	0.50	Not Detected	4.2	Not Detected
1,2-Dibromoethane (EDB)	0.50	Not Detected	3.8	Not Detected
Chlorobenzene	0.50	Not Detected	2.3	Not Detected
Ethyl Benzene	0.50	Not Detected	2.2	Not Detected
m,p-Xylene	0.50	Not Detected	2.2	Not Detected
o-Xylene	0.50	Not Detected	2.2	Not Detected
Styrene	0.50	Not Detected	2.1	Not Detected
Bromoform	0.50	Not Detected	5.2	Not Detected
Cumene	0.50	Not Detected	2.4	Not Detected
1,1,2,2-Tetrachloroethane	0.50	Not Detected	3.4	Not Detected
Propylbenzene	0.50	Not Detected	2.4	Not Detected
4-Ethyltoluene	0.50	Not Detected	2.4	Not Detected
1,3,5-Trimethylbenzene	0.50	Not Detected	2.4	Not Detected
1,2,4-Trimethylbenzene	0.50	Not Detected	2.4	Not Detected
1,3-Dichlorobenzene	0.50	Not Detected	3.0	Not Detected
1,4-Dichlorobenzene	0.50	Not Detected	3.0	Not Detected
alpha-Chlorotoluene	0.50	Not Detected	2.6	Not Detected
1,2-Dichlorobenzene	0.50	Not Detected	3.0	Not Detected
1,2,4-Trichlorobenzene	2.0	Not Detected	15	Not Detected
Hexachlorobutadiene	2.0	Not Detected	21	Not Detected

UJ = Analyte associated with low bias in the CCV and/or LCS.

Container Type: NA - Not Applicable

Surrogates	%Recovery	Method Limits
Toluene-d8	104	70-130
1,2-Dichloroethane-d4	93	70-130
4-Bromofluorobenzene	100	70-130

eurofins | Air Toxics

Client Sample ID: Lab Blank

Lab ID#: 1410249-09B

EPA METHOD TO-15 GC/MS

File Name:	j102707	**Date of Collection: NA**	
Dil. Factor:	1.00	**Date of Analysis: 10/27/14 12:58 PM**	

Compound	Rpt. Limit (ppbv)	Amount (ppbv)	Rpt. Limit (ug/m3)	Amount (ug/m3)
Freon 12	5.0	Not Detected	25	Not Detected
Freon 114	5.0	Not Detected	35	Not Detected
Chloromethane	20	Not Detected	41	Not Detected
Vinyl Chloride	5.0	Not Detected	13	Not Detected
1,3-Butadiene	5.0	Not Detected	11	Not Detected
Bromomethane	5.0	Not Detected	19	Not Detected
Chloroethane	20	Not Detected	53	Not Detected
Freon 11	5.0	Not Detected	28	Not Detected
Ethanol	20	Not Detected	38	Not Detected
Freon 113	5.0	Not Detected	38	Not Detected
1,1-Dichloroethene	5.0	Not Detected	20	Not Detected
Acetone	20	Not Detected	48	Not Detected
2-Propanol	20	Not Detected	49	Not Detected
Carbon Disulfide	5.0	Not Detected	16	Not Detected
3-Chloropropene	20	Not Detected	63	Not Detected
Methylene Chloride	5.0	Not Detected	17	Not Detected
Methyl tert-butyl ether	5.0	Not Detected	18	Not Detected
trans-1,2-Dichloroethene	5.0	Not Detected	20	Not Detected
Hexane	5.0	Not Detected	18	Not Detected
1,1-Dichloroethane	5.0	Not Detected	20	Not Detected
2-Butanone (Methyl Ethyl Ketone)	20	Not Detected	59	Not Detected
cis-1,2-Dichloroethene	5.0	Not Detected	20	Not Detected
Tetrahydrofuran	5.0	Not Detected	15	Not Detected
Chloroform	5.0	Not Detected	24	Not Detected
1,1,1-Trichloroethane	5.0	Not Detected	27	Not Detected
Cyclohexane	5.0	Not Detected	17	Not Detected
Carbon Tetrachloride	5.0	Not Detected	31	Not Detected
2,2,4-Trimethylpentane	5.0	Not Detected	23	Not Detected
Benzene	5.0	Not Detected	16	Not Detected
1,2-Dichloroethane	5.0	Not Detected	20	Not Detected
Heptane	5.0	Not Detected	20	Not Detected
Trichloroethene	5.0	Not Detected	27	Not Detected
1,2-Dichloropropane	5.0	Not Detected	23	Not Detected
1,4-Dioxane	20	Not Detected	72	Not Detected
Bromodichloromethane	5.0	Not Detected	34	Not Detected
cis-1,3-Dichloropropene	5.0	Not Detected	23	Not Detected
4-Methyl-2-pentanone	5.0	Not Detected	20	Not Detected
Toluene	5.0	Not Detected	19	Not Detected
trans-1,3-Dichloropropene	5.0	Not Detected	23	Not Detected
1,1,2-Trichloroethane	5.0	Not Detected	27	Not Detected
Tetrachloroethene	5.0	Not Detected	34	Not Detected
2-Hexanone	20	Not Detected	82	Not Detected

eurofins | Air Toxics

Client Sample ID: Lab Blank

Lab ID#: 1410249-09B

EPA METHOD TO-15 GC/MS

File Name:	**j102707**	**Date of Collection: NA**	
Dil. Factor:	**1.00**	**Date of Analysis: 10/27/14 12:58 PM**	

Compound	Rpt. Limit (ppbv)	Amount (ppbv)	Rpt. Limit (ug/m3)	Amount (ug/m3)
Dibromochloromethane	5.0	Not Detected	42	Not Detected
1,2-Dibromoethane (EDB)	5.0	Not Detected	38	Not Detected
Chlorobenzene	5.0	Not Detected	23	Not Detected
Ethyl Benzene	5.0	Not Detected	22	Not Detected
m,p-Xylene	5.0	Not Detected	22	Not Detected
o-Xylene	5.0	Not Detected	22	Not Detected
Styrene	5.0	Not Detected	21	Not Detected
Bromoform	5.0	Not Detected	52	Not Detected
Cumene	5.0	Not Detected	24	Not Detected
1,1,2,2-Tetrachloroethane	5.0	Not Detected	34	Not Detected
Propylbenzene	5.0	Not Detected	24	Not Detected
4-Ethyltoluene	5.0	Not Detected	24	Not Detected
1,3,5-Trimethylbenzene	5.0	Not Detected	24	Not Detected
1,2,4-Trimethylbenzene	5.0	Not Detected	24	Not Detected
1,3-Dichlorobenzene	5.0	Not Detected	30	Not Detected
1,4-Dichlorobenzene	5.0	Not Detected	30	Not Detected
alpha-Chlorotoluene	5.0	Not Detected UJ	26	Not Detected UJ
1,2-Dichlorobenzene	5.0	Not Detected	30	Not Detected
1,2,4-Trichlorobenzene	20	Not Detected	150	Not Detected
Hexachlorobutadiene	20	Not Detected	210	Not Detected

UJ = Analyte associated with low bias in the CCV and/or LCS.

Container Type: NA - Not Applicable

Surrogates	%Recovery	Method Limits
1,2-Dichloroethane-d4	105	70-130
Toluene-d8	100	70-130
4-Bromofluorobenzene	92	70-130

eurofins | Air Toxics

Client Sample ID: CCV

Lab ID#: 1410249-10A

EPA METHOD TO-15 GC/MS FULL SCAN

File Name:	**3102002**	**Date of Collection: NA**
Dil. Factor:	**1.00**	**Date of Analysis: 10/20/14 08:06 AM**

Compound	%Recovery
Freon 12	90
Freon 114	100
Chloromethane	85
Vinyl Chloride	89
1,3-Butadiene	87
Bromomethane	100
Chloroethane	95
Freon 11	96
Ethanol	67 Q
Freon 113	105
1,1-Dichloroethene	96
Acetone	85
2-Propanol	78
Carbon Disulfide	94
3-Chloropropene	89
Methylene Chloride	91
Methyl tert-butyl ether	89
trans-1,2-Dichloroethene	84
Hexane	85
1,1-Dichloroethane	92
2-Butanone (Methyl Ethyl Ketone)	93
cis-1,2-Dichloroethene	105
Tetrahydrofuran	88
Chloroform	100
1,1,1-Trichloroethane	100
Cyclohexane	96
Carbon Tetrachloride	103
2,2,4-Trimethylpentane	97
Benzene	98
1,2-Dichloroethane	91
Heptane	91
Trichloroethene	100
1,2-Dichloropropane	98
1,4-Dioxane	106
Bromodichloromethane	109
cis-1,3-Dichloropropene	104
4-Methyl-2-pentanone	88
Toluene	106
trans-1,3-Dichloropropene	90
1,1,2-Trichloroethane	94
Tetrachloroethene	95
2-Hexanone	93

eurofins | Air Toxics

Client Sample ID: CCV

Lab ID#: 1410249-10A

EPA METHOD TO-15 GC/MS FULL SCAN

File Name:	**3102002**	**Date of Collection: NA**	
Dil. Factor:	**1.00**	**Date of Analysis: 10/20/14 08:06 AM**	

Compound	**%Recovery**
Dibromochloromethane	103
1,2-Dibromoethane (EDB)	98
Chlorobenzene	98
Ethyl Benzene	96
m,p-Xylene	97
o-Xylene	98
Styrene	94
Bromoform	108
Cumene	101
1,1,2,2-Tetrachloroethane	102
Propylbenzene	101
4-Ethyltoluene	101
1,3,5-Trimethylbenzene	89
1,2,4-Trimethylbenzene	94
1,3-Dichlorobenzene	105
1,4-Dichlorobenzene	105
alpha-Chlorotoluene	83
1,2-Dichlorobenzene	105
1,2,4-Trichlorobenzene	116
Hexachlorobutadiene	114

Q = Exceeds Quality Control limits.

Container Type: NA - Not Applicable

Surrogates	**%Recovery**	**Method Limits**
Toluene-d8	107	70-130
1,2-Dichloroethane-d4	94	70-130
4-Bromofluorobenzene	104	70-130

eurofins | Air Toxics

Client Sample ID: CCV
Lab ID#: 1410249-10B
EPA METHOD TO-15 GC/MS

File Name:	**j102702**	**Date of Collection: NA**
Dil. Factor:	**1.00**	**Date of Analysis: 10/27/14 09:52 AM**

Compound	%Recovery
Freon 12	106
Freon 114	101
Chloromethane	124
Vinyl Chloride	108
1,3-Butadiene	113
Bromomethane	108
Chloroethane	110
Freon 11	106
Ethanol	113
Freon 113	100
1,1-Dichloroethene	111
Acetone	116
2-Propanol	104
Carbon Disulfide	105
3-Chloropropene	115
Methylene Chloride	116
Methyl tert-butyl ether	104
trans-1,2-Dichloroethene	106
Hexane	115
1,1-Dichloroethane	111
2-Butanone (Methyl Ethyl Ketone)	115
cis-1,2-Dichloroethene	112
Tetrahydrofuran	110
Chloroform	107
1,1,1-Trichloroethane	108
Cyclohexane	103
Carbon Tetrachloride	101
2,2,4-Trimethylpentane	116
Benzene	97
1,2-Dichloroethane	96
Heptane	100
Trichloroethene	99
1,2-Dichloropropane	100
1,4-Dioxane	90
Bromodichloromethane	96
cis-1,3-Dichloropropene	97
4-Methyl-2-pentanone	81
Toluene	98
trans-1,3-Dichloropropene	105
1,1,2-Trichloroethane	100
Tetrachloroethene	102
2-Hexanone	89

eurofins | Air Toxics

Client Sample ID: CCV

Lab ID#: 1410249-10B

EPA METHOD TO-15 GC/MS

File Name:	**j102702**	**Date of Collection: NA**
Dil. Factor:	**1.00**	**Date of Analysis: 10/27/14 09:52 AM**

Compound	**%Recovery**
Dibromochloromethane	102
1,2-Dibromoethane (EDB)	106
Chlorobenzene	102
Ethyl Benzene	102
m,p-Xylene	104
o-Xylene	104
Styrene	99
Bromoform	101
Cumene	106
1,1,2,2-Tetrachloroethane	101
Propylbenzene	100
4-Ethyltoluene	100
1,3,5-Trimethylbenzene	101
1,2,4-Trimethylbenzene	99
1,3-Dichlorobenzene	105
1,4-Dichlorobenzene	105
alpha-Chlorotoluene	61 Q
1,2-Dichlorobenzene	106
1,2,4-Trichlorobenzene	97
Hexachlorobutadiene	95

Q = Exceeds Quality Control limits.

Container Type: NA - Not Applicable

Surrogates	**%Recovery**	**Method Limits**
1,2-Dichloroethane-d4	102	70-130
Toluene-d8	101	70-130
4-Bromofluorobenzene	90	70-130

eurofins | Air Toxics

Client Sample ID: LCS

Lab ID#: 1410249-11A

EPA METHOD TO-15 GC/MS FULL SCAN

File Name:	**3102003**	**Date of Collection: NA**	
Dil. Factor:	**1.00**	**Date of Analysis: 10/20/14 08:31 AM**	

Compound	%Recovery	Method Limits
Freon 12	86	70-130
Freon 114	93	70-130
Chloromethane	81	70-130
Vinyl Chloride	85	70-130
1,3-Butadiene	82	70-130
Bromomethane	94	70-130
Chloroethane	89	70-130
Freon 11	90	70-130
Ethanol	74	70-130
Freon 113	104	70-130
1,1-Dichloroethene	93	70-130
Acetone	81	70-130
2-Propanol	78	70-130
Carbon Disulfide	82	70-130
3-Chloropropene	81	70-130
Methylene Chloride	88	70-130
Methyl tert-butyl ether	82	70-130
trans-1,2-Dichloroethene	75	70-130
Hexane	78	70-130
1,1-Dichloroethane	86	70-130
2-Butanone (Methyl Ethyl Ketone)	88	70-130
cis-1,2-Dichloroethene	101	70-130
Tetrahydrofuran	82	70-130
Chloroform	94	70-130
1,1,1-Trichloroethane	94	70-130
Cyclohexane	91	70-130
Carbon Tetrachloride	97	70-130
2,2,4-Trimethylpentane	90	70-130
Benzene	92	70-130
1,2-Dichloroethane	85	70-130
Heptane	84	70-130
Trichloroethene	94	70-130
1,2-Dichloropropane	93	70-130
1,4-Dioxane	103	70-130
Bromodichloromethane	102	70-130
cis-1,3-Dichloropropene	104	70-130
4-Methyl-2-pentanone	82	70-130
Toluene	100	70-130
trans-1,3-Dichloropropene	82	70-130
1,1,2-Trichloroethane	87	70-130
Tetrachloroethene	90	70-130
2-Hexanone	88	70-130

eurofins | Air Toxics

Client Sample ID: LCS

Lab ID#: 1410249-11A

EPA METHOD TO-15 GC/MS FULL SCAN

File Name:	**3102003**	**Date of Collection: NA**	
Dil. Factor:	**1.00**	**Date of Analysis: 10/20/14 08:31 AM**	

Compound	%Recovery	Method Limits
Dibromochloromethane	97	70-130
1,2-Dibromoethane (EDB)	91	70-130
Chlorobenzene	91	70-130
Ethyl Benzene	89	70-130
m,p-Xylene	90	70-130
o-Xylene	89	70-130
Styrene	91	70-130
Bromoform	104	70-130
Cumene	94	70-130
1,1,2,2-Tetrachloroethane	94	70-130
Propylbenzene	96	70-130
4-Ethyltoluene	95	70-130
1,3,5-Trimethylbenzene	92	70-130
1,2,4-Trimethylbenzene	93	70-130
1,3-Dichlorobenzene	97	70-130
1,4-Dichlorobenzene	99	70-130
alpha-Chlorotoluene	120	70-130
1,2-Dichlorobenzene	99	70-130
1,2,4-Trichlorobenzene	116	70-130
Hexachlorobutadiene	115	70-130

Container Type: NA - Not Applicable

Surrogates	%Recovery	Method Limits
Toluene-d8	107	70-130
1,2-Dichloroethane-d4	86	70-130
4-Bromofluorobenzene	102	70-130

eurofins | Air Toxics

Client Sample ID: LCSD

Lab ID#: 1410249-11AA

EPA METHOD TO-15 GC/MS FULL SCAN

File Name:	**3102004**	**Date of Collection: NA**	
Dil. Factor:	**1.00**	**Date of Analysis: 10/20/14 08:56 AM**	

Compound	%Recovery	Method Limits
Freon 12	88	70-130
Freon 114	96	70-130
Chloromethane	83	70-130
Vinyl Chloride	87	70-130
1,3-Butadiene	84	70-130
Bromomethane	97	70-130
Chloroethane	94	70-130
Freon 11	92	70-130
Ethanol	76	70-130
Freon 113	107	70-130
1,1-Dichloroethene	94	70-130
Acetone	82	70-130
2-Propanol	81	70-130
Carbon Disulfide	84	70-130
3-Chloropropene	84	70-130
Methylene Chloride	91	70-130
Methyl tert-butyl ether	84	70-130
trans-1,2-Dichloroethene	76	70-130
Hexane	80	70-130
1,1-Dichloroethane	87	70-130
2-Butanone (Methyl Ethyl Ketone)	90	70-130
cis-1,2-Dichloroethene	103	70-130
Tetrahydrofuran	85	70-130
Chloroform	97	70-130
1,1,1-Trichloroethane	96	70-130
Cyclohexane	92	70-130
Carbon Tetrachloride	99	70-130
2,2,4-Trimethylpentane	92	70-130
Benzene	92	70-130
1,2-Dichloroethane	85	70-130
Heptane	84	70-130
Trichloroethene	95	70-130
1,2-Dichloropropane	93	70-130
1,4-Dioxane	104	70-130
Bromodichloromethane	104	70-130
cis-1,3-Dichloropropene	104	70-130
4-Methyl-2-pentanone	83	70-130
Toluene	99	70-130
trans-1,3-Dichloropropene	84	70-130
1,1,2-Trichloroethane	87	70-130
Tetrachloroethene	90	70-130
2-Hexanone	86	70-130

eurofins | Air Toxics

Client Sample ID: LCSD

Lab ID#: 1410249-11AA

EPA METHOD TO-15 GC/MS FULL SCAN

File Name:	**3102004**	**Date of Collection: NA**	
Dil. Factor:	**1.00**	**Date of Analysis: 10/20/14 08:56 AM**	

Compound	%Recovery	Method Limits
Dibromochloromethane	99	70-130
1,2-Dibromoethane (EDB)	91	70-130
Chlorobenzene	92	70-130
Ethyl Benzene	89	70-130
m,p-Xylene	91	70-130
o-Xylene	90	70-130
Styrene	92	70-130
Bromoform	105	70-130
Cumene	95	70-130
1,1,2,2-Tetrachloroethane	94	70-130
Propylbenzene	96	70-130
4-Ethyltoluene	95	70-130
1,3,5-Trimethylbenzene	94	70-130
1,2,4-Trimethylbenzene	94	70-130
1,3-Dichlorobenzene	99	70-130
1,4-Dichlorobenzene	100	70-130
alpha-Chlorotoluene	122	70-130
1,2-Dichlorobenzene	101	70-130
1,2,4-Trichlorobenzene	121	70-130
Hexachlorobutadiene	118	70-130

Container Type: NA - Not Applicable

Surrogates	%Recovery	Method Limits
Toluene-d8	105	70-130
1,2-Dichloroethane-d4	94	70-130
4-Bromofluorobenzene	102	70-130

eurofins | Air Toxics

Client Sample ID: LCS

Lab ID#: 1410249-11B

EPA METHOD TO-15 GC/MS

File Name:	**j102703**	**Date of Collection: NA**	
Dil. Factor:	**1.00**	**Date of Analysis: 10/27/14 10:37 AM**	

Compound	%Recovery	Method Limits
Freon 12	104	70-130
Freon 114	99	70-130
Chloromethane	121	70-130
Vinyl Chloride	109	70-130
1,3-Butadiene	105	70-130
Bromomethane	108	70-130
Chloroethane	113	70-130
Freon 11	99	70-130
Ethanol	130	70-130
Freon 113	104	70-130
1,1-Dichloroethene	108	70-130
Acetone	115	70-130
2-Propanol	120	70-130
Carbon Disulfide	90	70-130
3-Chloropropene	104	70-130
Methylene Chloride	115	70-130
Methyl tert-butyl ether	99	70-130
trans-1,2-Dichloroethene	96	70-130
Hexane	104	70-130
1,1-Dichloroethane	105	70-130
2-Butanone (Methyl Ethyl Ketone)	96	70-130
cis-1,2-Dichloroethene	107	70-130
Tetrahydrofuran	106	70-130
Chloroform	99	70-130
1,1,1-Trichloroethane	101	70-130
Cyclohexane	98	70-130
Carbon Tetrachloride	98	70-130
2,2,4-Trimethylpentane	108	70-130
Benzene	91	70-130
1,2-Dichloroethane	97	70-130
Heptane	91	70-130
Trichloroethene	91	70-130
1,2-Dichloropropane	94	70-130
1,4-Dioxane	101	70-130
Bromodichloromethane	92	70-130
cis-1,3-Dichloropropene	95	70-130
4-Methyl-2-pentanone	91	70-130
Toluene	93	70-130
trans-1,3-Dichloropropene	92	70-130
1,1,2-Trichloroethane	92	70-130
Tetrachloroethene	96	70-130
2-Hexanone	112	70-130

eurofins | Air Toxics

Client Sample ID: LCS

Lab ID#: 1410249-11B

EPA METHOD TO-15 GC/MS

File Name:	**j102703**	**Date of Collection: NA**	
Dil. Factor:	**1.00**	**Date of Analysis: 10/27/14 10:37 AM**	

Compound	**%Recovery**	**Method Limits**
Dibromochloromethane	96	70-130
1,2-Dibromoethane (EDB)	98	70-130
Chlorobenzene	95	70-130
Ethyl Benzene	92	70-130
m,p-Xylene	99	70-130
o-Xylene	97	70-130
Styrene	102	70-130
Bromoform	98	70-130
Cumene	103	70-130
1,1,2,2-Tetrachloroethane	101	70-130
Propylbenzene	100	70-130
4-Ethyltoluene	102	70-130
1,3,5-Trimethylbenzene	120	70-130
1,2,4-Trimethylbenzene	106	70-130
1,3-Dichlorobenzene	101	70-130
1,4-Dichlorobenzene	103	70-130
alpha-Chlorotoluene	176 Q	70-130
1,2-Dichlorobenzene	104	70-130
1,2,4-Trichlorobenzene	117	70-130
Hexachlorobutadiene	108	70-130

Q = Exceeds Quality Control limits.

Container Type: NA - Not Applicable

Surrogates	**%Recovery**	**Method Limits**
1,2-Dichloroethane-d4	106	70-130
Toluene-d8	101	70-130
4-Bromofluorobenzene	94	70-130

eurofins | Air Toxics

Client Sample ID: LCSD

Lab ID#: 1410249-11BB

EPA METHOD TO-15 GC/MS

File Name:	j102704	**Date of Collection: NA**	
Dil. Factor:	1.00	**Date of Analysis: 10/27/14 11:02 AM**	

Compound	%Recovery	Method Limits
Freon 12	99	70-130
Freon 114	99	70-130
Chloromethane	119	70-130
Vinyl Chloride	102	70-130
1,3-Butadiene	100	70-130
Bromomethane	101	70-130
Chloroethane	105	70-130
Freon 11	98	70-130
Ethanol	121	70-130
Freon 113	100	70-130
1,1-Dichloroethene	106	70-130
Acetone	108	70-130
2-Propanol	117	70-130
Carbon Disulfide	90	70-130
3-Chloropropene	94	70-130
Methylene Chloride	110	70-130
Methyl tert-butyl ether	96	70-130
trans-1,2-Dichloroethene	95	70-130
Hexane	102	70-130
1,1-Dichloroethane	103	70-130
2-Butanone (Methyl Ethyl Ketone)	98	70-130
cis-1,2-Dichloroethene	103	70-130
Tetrahydrofuran	101	70-130
Chloroform	96	70-130
1,1,1-Trichloroethane	98	70-130
Cyclohexane	94	70-130
Carbon Tetrachloride	96	70-130
2,2,4-Trimethylpentane	104	70-130
Benzene	89	70-130
1,2-Dichloroethane	93	70-130
Heptane	90	70-130
Trichloroethene	84	70-130
1,2-Dichloropropane	91	70-130
1,4-Dioxane	98	70-130
Bromodichloromethane	90	70-130
cis-1,3-Dichloropropene	92	70-130
4-Methyl-2-pentanone	91	70-130
Toluene	92	70-130
trans-1,3-Dichloropropene	86	70-130
1,1,2-Trichloroethane	92	70-130
Tetrachloroethene	93	70-130
2-Hexanone	107	70-130

eurofins | Air Toxics

Client Sample ID: LCSD

Lab ID#: 1410249-11BB

EPA METHOD TO-15 GC/MS

File Name:	**j102704**	**Date of Collection: NA**	
Dil. Factor:	**1.00**	**Date of Analysis: 10/27/14 11:02 AM**	

Compound	**%Recovery**	**Method Limits**
Dibromochloromethane	95	70-130
1,2-Dibromoethane (EDB)	93	70-130
Chlorobenzene	92	70-130
Ethyl Benzene	89	70-130
m,p-Xylene	94	70-130
o-Xylene	93	70-130
Styrene	101	70-130
Bromoform	98	70-130
Cumene	101	70-130
1,1,2,2-Tetrachloroethane	99	70-130
Propylbenzene	98	70-130
4-Ethyltoluene	100	70-130
1,3,5-Trimethylbenzene	111	70-130
1,2,4-Trimethylbenzene	106	70-130
1,3-Dichlorobenzene	99	70-130
1,4-Dichlorobenzene	100	70-130
alpha-Chlorotoluene	171 Q	70-130
1,2-Dichlorobenzene	106	70-130
1,2,4-Trichlorobenzene	135 Q	70-130
Hexachlorobutadiene	126	70-130

Q = Exceeds Quality Control limits.

Container Type: NA - Not Applicable

Surrogates	**%Recovery**	**Method Limits**
1,2-Dichloroethane-d4	107	70-130
Toluene-d8	102	70-130
4-Bromofluorobenzene	97	70-130

1450584

Air Toxics LTD.

CHAIN-OF-CUSTODY RECORD

Sample Transportation Notice
Relinquishing signature on this document indicates that sample is being shipped in compliance with all applicable local, State, Federal, national, and international laws, regulations and ordinances of any kind. Air Toxics Limited assumes no liability with respect to the collection, handling or shipping of these samples. Relinquishing signature also indicates agreement to hold harmless, defend, and indemnify Air Toxics Limited against any claim, demand, or action, of any kind, related to the collection, handling, or shipping of samples. D.O.T. Hotline (800) 467-4922

180 BLUE RAVINE ROAD, SUITE B
FOLSOM, CA 95630-4719
(916) 985-1000 FAX (916) 985-1020

Page ____ of ____

Project Manager Lloyd Wundrock
Collected by: (Print and Sign) Jeff Christensen
Company UA Risk Mangement Email
Address PO Box 210300 City Tucson State AZ Zip 85721
Phone 520-621-1790 Fax 520-621-3706

Project Info:
P.O. #
Project #
Project Name Page Ranch SVE

Turn Around Time:
☑ Normal
☐ Rush
specify

Lab Use Only
Pressurized by:
Date:
Pressurization Gas:
☐ N_2 ☐ He

Lab I.D.	Field Sample I.D. (Location)	Can #	Date of Collection	Time of Collection	Analyses Requested	Canister Pressure/Vacuum Initial	Final	Receipt	Final (psi)
01A	MW# 2	37301	10/15/14	8:55	TO-15	27"	3"		
02A	MW# 2 Dup	32403	10/15/14	8:55	TO-15	27"	3"		
03A	SGS-SP	37854	10/15/14	10:25	TO-15	27"	3"		
04A	SGD-SP	37393	10/15/14	10:10	TO-15	27"	3"		
05A	SGD-MP	IL1651	10/15/14	9:42	TO-15	27"	3"		
06A	SGD-DP	34109	10/15/14	9:22	TO-15	27"	3"		
07A	Field Blank	37418	10/15/14	10:45	TO-15	27"	3"		
08A	MW# 5	36498	10/15/14	11:15	TO-15	28"	3"		

Relinquished by: (signature) Date/Time	Received by: (signature) Date/Time
	~~EAT 10/16/14 0940~~
Relinquished by: (signature) Date/Time	Received by: (signature) Date/Time
Relinquished by: (signature) Date/Time 10/15/14 13:15	Received by: (signature) Date/Time 10/15/14 1315

Notes:
Temp 24.8

Lab Use Only	Shipper Name	Air Bill #	Temp (°C)	Condition	Custody Seals Intact?	Work Order #
	FedEx		4A	Good	Yes No None	1412249

Received by: EAT 10/16/14 0940

Form 1293 rev.11

Attachment 5 – Soil Vapor Sampling Logs (CD only)

Page Trowbridge Ranch Landfill

Soil Vapor Monitoring

Date: 10/15/14

Sampling Location: MW#2

Sampler: Jeff Christensen

Begin Purge Time: 8:24

End Purge Time: 8:54

Packer Pressure: 25" psi

Sampled At: 8:55

Canister #: 37201

Canister #:

Original "Inches Hg": 27"

Final "Inches Hg": 3"

Date: 10/15/14

Sampling Location: MW#2 Dup

Sampler: Jeff Christensen

Begin Purge Time: 8:24

End Purge Time: 8:54

Packer Pressure: 25 psi

Sampled At: 8:55

Canister #: 37403

Canister #:

Original "Inches Hg": 27"

Final "Inches Hg": 3"

Date: 10/15/14

Sampling Location: SGD-DP

Sampler: Jeff Christensen

Begin Purge Time: 9:16

End Purge Time: 9:21

Packer Pressure:

Sampled At: 9:22

Canister #: 34509

Canister #:

Original "Inches Hg": 28"

Final "Inches Hg": 3"

Page Trowbridge Ranch Landfill

Soil Vapor Monitoring

Date: 10/15/14

Sampling Location: 560-MP

Sampler: Jeff Christensen

Begin Purge Time: 9:41

End Purge Time: 9:42

Packer Pressure:

Sampled At: 9:42

Canister #: ~~[illegible]~~ 1L1651

Canister #:

Original "Inches Hg": 27"

Final "Inches Hg": 3"

Date: 10/15/14

Sampling Location: 506-SP

Sampler: Jeff Christensen

Begin Purge Time: 10:08

End Purge Time: 10:10

Packer Pressure:

Sampled At: 10:10

Canister #: 37297

Canister #:

Original "Inches Hg": 27"

Final "Inches Hg": 3"

Date: 10/15/15

Sampling Location: 565-SP

Sampler: Jeff Christensen

Begin Purge Time: 10:17

End Purge Time: 10:28

Packer Pressure:

Sampled At: 10:28

Canister #: 37854

Canister #:

Original "Inches Hg": 27"

Final "Inches Hg": 3"

Page Trowbridge Ranch Landfill

Soil Vapor Monitoring

Date: 10/15/19

Sampling Location: AV #5

Sampler: Jeff Christen

Begin Purge Time: 10:45

End Purge Time: 11:35

Packer Pressure: 25 psi

Sampled At: 11:14

Canister #: 36498

Canister #:

Original "Inches Hg": 28"

Final "Inches Hg":

Date: 10/15/19

Sampling Location: Field Blank

Sampler: Jeff Christen

Begin Purge Time:

End Purge Time:

Packer Pressure:

Sampled At: 10:48

Canister #: 37418

Canister #: 3

Original "Inches Hg": 27"

Final "Inches Hg": 3"

Date:

Sampling Location:

Sampler:

Begin Purge Time:

End Purge Time:

Packer Pressure:

Sampled At:

Canister #:

Canister #:

Original "Inches Hg":

Final "Inches Hg":

Attachment 6 – Groundwater Sampling Logs (CD only)

PAGE RANCH LANDFILL POST-CLOSURE PERIOD
GROUNDWATER DETECTION MONITORING

GROUNDWATER SAMPLING LOG

Date: 10/15/14 **Well Number:** #5

Sampling Personnel (Print): L. Wundrock, M. Holcomb, M. Garcia, J. Divijak

Signature(s): L M Wundrock, M. Garcia, J. Divijak

4/10/14 664.22

Depth to Groundwater

Trial 1	Trial 2	Trial 3	Average Depth
664.50	664.62	664.48	664.53

Well depth = 800 feet (ft)
Static water depth (typical) = 650 ft
Casing Diameter = 4 inches (150 ft of water in casing)

Casing volume = area x height = (0.0873 ft^2) x (150 ft) = 13.1 ft^3
13.1 ft^3 x 7.48 gallons/ft^3 = 98 gallons
3 casing volumes = 294 gallons

Discharge pipe volume = area x height = (0.0218 ft^2) x 650 ft) = 14.2 ft^3
14.2 ft^3 x 7.48 gallons/ft^3 = 106 gallons

Total volume of 3 casing volumes + discharge pipe = 400 gallons

Beginning Purge Time: 0820 hr **Ending Purge Time:** 0905 hrs

Purge Flow Rate: 13.72 gal/min **Total Volume Purged:** 617.4 gallons

Color: Rusty **Clarity:** Medium Rust color

pH/Conductivity/Temperature (see reverse side)

Samples Collected for (in order of collection):

43.73 seconds 10 gal/43.73

13.72 gal/min

1. VOCs (Method 524.2) ✓
2. Semi-VOCs (Method 8270C) ✓
3. Organochlorine Pesticides (Method 8081A) ✓
4. Organochlorine Pesticide (Method 504.1) ✓
5. Mn, Na (Method 200.7) ✓
6. SO_4/Cl (Method 300.0) ✓
7. Gross Alpha/Beta ✓

Laboratory: Turner Labs

ELAPSED TIME	TEMP	CONDUCT	PH	TIME	APPEARANCE
	± 1° C	± 10%	± 0.3 Units		
0820 hrs				0	
0830	27.4	130	6.29	10	DARK RUST
0835	27.7	140	6.33	15	LIGHT RUST
0840	27.5	140	6.40	20	MED RUST
0845	27.7	140	6.42	25	MED RUST
0850	27.8	145	6.39	30	MEDIUM RUST

Remarks: **Well Stabilized: Y___ N___ If the three characteristics do not stabilize after 40 minutes the well will be sampled.**

PAGE RANCH LANDFILL POST-CLOSURE PERIOD
GROUNDWATER DETECTION MONITORING

GROUNDWATER SAMPLING LOG

Date: 10/15/14 **Well Number:** #3

Sampling Personnel (Print): L. Wundrock, M. Holcomb, M. Garcia, J. Divijak

Signature(s): L M Wundrock, [illegible], [illegible]

9/16/14 654.26

Depth to Groundwater

Trial 1	Trial 2	Trial 3	Average Depth
654.99	655.00	654.96	654.96

Well depth = 800 feet (ft)
Static water depth (typical) = 650 ft
Casing Diameter = 4 inches (150 ft of water in casing)

Casing volume = area x height = (0.0873 ft^2) x (150 ft) = 13.1 ft^3
13.1 ft^3 x 7.48 gallons/ft^3 = 98 gallons
3 casing volumes = 294 gallons

Discharge pipe volume = area x height = (0.0218 ft^2) x 650 ft) = 14.2 ft^3
14.2 ft^3 x 7.48 gallons/ft^3 = 106 gallons

Total volume of 3 casing volumes + discharge pipe = 400 gallons

Beginning Purge Time: 0913 **Ending Purge Time:** 1000 hrs

Purge Flow Rate: 12.5 gal/min **Total Volume Purged:** 587.5 gallons

Color: CLEAR (COLORLESS) **Clarity:** CLEAR

pH/Conductivity/Temperature (see reverse side)

Samples Collected for (in order of collection):

1. VOCs (Method 524.2) ✓
2. Semi-VOCs (Method 8270C) ✓
3. Organochlorine Pesticides (Method 8081A) ✓
4. Organochlorine Pesticide (Method 504.1) ✓
5. Mn, Na (Method 200.7) ✓
6. SO_4/Cl (Method 300.0) ✓
7. Gross Alpha/Beta ✓

Laboratory: Turner Labs

ELAPSED TIME	TEMP	CONDUCT	PH	TIME	APPEARANCE
	± 1° C	± 10%	± 0.3 Units		
0				0915 hrs	
10	27.5	190	8.05	0925	CLEAR
15	28.0	185	8.16	0930	CLEAR
20	28.2	190	8.12	0935	CLEAR
25	28.2	185	8.17	0940	CLEAR
30	28.3	185	8.12	0945	CLEAR

Remarks: **Well Stabilized: Y___ N___ If the three characteristics do not stabilize after 40 minutes the well will be sampled.**

48.0 SECONDS

12.5 gal/min

10/48.0

PAGE RANCH LANDFILL POST-CLOSURE PERIOD
GROUNDWATER DETECTION MONITORING

GROUNDWATER SAMPLING LOG

Date: 10/15/14 **Well Number:** #2

Sampling Personnel (Print): L. Wundrock, M. Holcomb, M. Garcia, J. Divljak

Signature(s): L. Wundrock, [illegible], M. Garcia

4/16/14 652.06

Depth to Groundwater

Trial 1	Trial 2	Trial 3	Average Depth
652.82	652.74	652.78	652.78

Well depth = 800 feet (ft)
Static water depth (typical) = 650 ft
Casing Diameter = 4 inches (150 ft of water in casing)

Casing volume = area x height = (0.0873 ft^2) x (150 ft) = 13.1 ft^3
13.1 ft^3 x 7.48 gallons/ft^3 = 98 gallons
3 casing volumes = 294 gallons

Discharge pipe volume = area x height = (0.0218 ft^2) x 650 ft) = 14.2 ft^3
14.2 ft^3 x 7.48 gallons/ft^3 = 106 gallons

Total volume of 3 casing volumes + discharge pipe = 400 gallons

Beginning Purge Time: 1010 hrs **Ending Purge Time:** 1057 hrs

Purge Flow Rate: 13.83 gal/min **Total Volume Purged:** 650.01 gallons

Color: Rusty **Clarity:** Cloudy Rust

pH/Conductivity/Temperature (see reverse side)

Samples Collected for (in order of collection):

1. VOCs (Method 524.2) ✓
2. Semi-VOCs (Method 8270C) ____
3. Organochlorine Pesticides (Method 8081A) ✓
4. Organochlorine Pesticide (Method 504.1) ✓
5. Mn, Na (Method 200.7) ____
6. SO_4/Cl (Method 300.0) ____
7. Gross Alpha/Beta ____

Laboratory: Turner Labs

ELAPSED TIME	TEMP	CONDUCT	PH	TIME	APPEARANCE
	± 1° C	± 10%	± 0.3 Units		
ZERO				1010 hrs	
10	28.1	180	7.72	1020	LIGHT RUST
15	28.3	190	7.77	1025	LIGHT RUST
20	28.0	190	7.73	1030	LIGHT RUST
25	27.4	190	7.71	1035	LIGHT RUST
30	28.4	190	7.55	1040	LIGHT RUST

Remarks: **Well Stabilized: Y X N___ If the three characteristics do not stabilize after 40 minutes the well will be sampled.**

43.39

13.83 gal/min

PAGE RANCH LANDFILL POST-CLOSURE PERIOD
GROUNDWATER DETECTION MONITORING

GROUNDWATER SAMPLING LOG

Date: 10/15/14 **Well Number:** #4

Sampling Personnel (Print): L. Wundrock, M. Holcomb, M. Garcia, J. Divijak

Signature(s): L. Wundrock, [illegible], [illegible]

Depth to Groundwater

Trial 1	Trial 2	Trial 3	Average Depth
Not Sounded [illegible] 10/15/14			

Well depth = 800 feet (ft)
Static water depth (typical) = 650 ft
Casing Diameter = 4 inches (150 ft of water in casing)

Casing volume = area x height = (0.0873 ft^2) x (150 ft) = 13.1 ft^3
13.1 ft^3 x 7.48 gallons/ft^3 = 98 gallons
3 casing volumes = 294 gallons

Discharge pipe volume = area x height = (0.0218 ft^2) x 650 ft) = 14.2 ft^3
14.2 ft^3 x 7.48 gallons/ft^3 = 106 gallons

Total volume of 3 casing volumes + discharge pipe = 400 gallons

Beginning Purge Time: 1105 **Ending Purge Time:** 1156 hrs

Purge Flow Rate: 7.45 gal/min **Total Volume Purged:** 379.95 GALLONS

Color: CLEAR **Clarity:** CLEAR

pH/Conductivity/Temperature (see reverse side)

Samples Collected for (in order of collection):

1. VOCs (Method 524.2) ✓
2. Semi-VOCs (Method 8270C) ✓
3. Organochlorine Pesticides (Method 8081A) ✓
4. Organochlorine Pesticide (Method 504.1) ✓
5. Mn, Na (Method 200.7) ✓
6. SO_4/Cl (Method 300.0) ____
7. Gross Alpha/Beta ____

Laboratory: Turner Labs

ELAPSED TIME	TEMP	CONDUCT	PH	TIME	APPEARANCE
	± 1° C	± 10%	± 0.3 Units		
ZERO				1105 hrs	
10	26.1	170	8.47	1115	CLEAR
15	27.9	180	8.13	1120	CLEAR
20	28.1	180	7.93	1125	CLEAR
25	28.3	180	7.84	1130	CLEAR
30	28.2	180	7.78	1135	CLEAR
35	28.4	180	7.72	1140	CLEAR
40	28.3	180	7.81	1145	CLEAR

Remarks: **Well Stabilized: Y___ N___ If the three characteristics do not stabilize after 40 minutes the well will be sampled.** 10 gal / 80.56 seconds

NOTE:
RAN PUMP 40 MINUTES DUE TO LOW DISCHARGE RATE. THIS IS 10 MINUTES LONGER

Attachment 7 – Laboratory Reports for October 2014 Groundwater Samples (CD only)

ORGANIC DATA ASSESSMENT SUMMARY

Project Information

Project Name:	PTRL	Lab Name:	Turner Laboratories, Inc.
Project Number:	1420112030	Lab Report Number:	14J0572, 14J0573, 14J0575, 14J0577, 14J0579
Reviewer's Signature:	Crystal Neirby	Number of Samples:	4 primary, 1 field duplicate, 5 trip blanks
Review Date:	January 13, 2015	Matrix:	groundwater

Assessment Summary

Using the codes O, M, Z, and X described below, complete the table for a single quality control batch or sample delivery group. Identify comments by means of a footnote, e.g. M(2), describe in the space provided.

Method Name:	Total Mn and Na	Anions	Organochlorine Pesticides	SVOCs	VOCs	EDB and DBCP
Method Number:	EPA 200.7	EPA 300.0	EPA 8081A	EPA 8270C	EPA 524.2	EPA 504.1
1. Preservation/hold times	O	O	O	O	O	O
2. Blanks	O	O	O	X(1)	O	O
3. Surrogates	NA	NA	O	O	O	O
4. Matrix spike/dup	O	O	O	M(1)	O	O
5. Lab QC samples	O	O	O	X(2)	X(3)	O
6. Overall assessment	O	O	O	O	O	O

Assessment Codes:

O = No quality controls (QC) problems were identified for these criteria.

M = The results are qualified due to QC problems. The quantitative results will be qualified with a QC flag indicating that the results are estimated due to error greater than specified in the method.

Z = The results are unacceptable due to gross QC problems. The results will be qualified as rejected (R).

X = QC problems were identified, but they do not affect the results, or the reviewer is not certain of the effect on the results; or supporting documentation or data is not present in the laboratory data package.

NA = Not applicable

Assessment Code	Description	Action Required
X(1)	Benzyl alcohol was detected in the method blank associated with the samples at a concentration of 5.5 µg/L.	Benzyl alcohol was not detected in the associated samples; therefore, results are not affected by the potential laboratory contamination and are not qualified.
M(1)	The recoveries for the following compounds were below the control limits in the MS performed with sample MW #2: 1,2,4-trichlorobenzene, 1,4-dichlorobenzene, 2-chlorophenol, and pyrene. Pyrene was the only one of these compounds with a recovery that was also below the control limits in the MSD.	The low recoveries equate to a low bias in the samples, but since the recoveries for 1,2,4-trichlorobenzene, 1,4-dichlorobenzene, and 2-chlorophenol were acceptable in the MSD these results are not qualified. However, the results for pyrene in sample MW #2 are qualified as estimated due to the potential low bias and flagged with a "UJ".
X (2)	The recoveries for phenol in the LCS/LCSD were 56 and 66 percent, greater than the control limits of 7.96 to 52.41 percent. The surrogate, phenol-d6, was recovered at 65 percent in the LCSD, greater than the control limits of 0 to 56.2 percent.	The high recoveries equate to a high bias in the samples and phenol was below detection in all associated samples. Therefore, sample results are not affected by the potential high bias and are not qualified. The associated samples results are not affected by surrogate recoveries in the quality control samples. Sample results are not affected and are not qualified.
X (3)	The LCS/LCSD relative percent difference for chloroform was 29 percent, greater than the control limit of 20 percent.	The individual LCS and LCSD recoveries for chloroform were acceptable; therefore, associated sample results are not affected and are not qualified.

WQR400

ARIZONA DEPARTMENT OF ENVIRONMENTAL QUALITY

Water Quality Database

Loading Report

Batch Id: 5239 File Name: BATCH5239A_U OF A PAGE RANCH LANDFILL Q_201410_ FINAL AZDEQGW 12 NOV 14 1020.TXT Report Date: November 28, 2014

Submittor: GROUNDWATER - SAMPLE AND TEST RESULTS Submittal Date: November 26, 2014

Contact: DAWN WEYER Phone: Email: Records Received: 735

Data Type: UNIVERSITY OF ARIZONA Error Count: 0

Programs: U OF A PAGE TROWBRIDGE RANCH Period: 2014 OCTOBER Records Deleted:

Document: Records Loaded: 735

Thank you for your data submittal. Your submittal has been entered in the ADEQ Water Quality Data Base.

No Errors Detected in Data Load

November 10, 2014

Jeff Christensen
University of Arizona- Risk Management Services
PO Box 210300, RM A414
Tucson, AZ 85721

TEL (520) 621-5861
FAX (520) 621-3706

Work Order No.: 14J0572
Order Name: MW#1

RE: Page Ranch

Dear Jeff Christensen,

Turner Laboratories, Inc. received 2 sample(s) on 10/15/2014 for the analyses presented in the following report.

All results are intended to be considered in their entirety, and Turner Laboratories, Inc. is not responsible for use of less than the complete report. Results apply only to the samples analyzed. Samples will be disposed of 30 days after issue of our report unless special arrangements are made.

The pages that follow may contain sensitive, privileged or confidential information intended solely for the addressee named above. If you receive this message and are not the agent or employee of the addressee, this communication has been sent in error. Please do not disseminate or copy any of the attached and notify the sender immediately by telephone. Please also return the attached sheet(s) to the sender by mail.

Please call if you have any questions.

Respectfully submitted,

Turner Laboratories, Inc.
ADHS License AZ0066

Terri L. Garcia

Terri Garcia
Technical Director

Turner Laboratories, Inc.

Date: 11/10/2014

Client: University of Arizona- Risk Management Servic
Project: Page Ranch
Work Order: 14J0572
Date Received: 10/15/2014

Order: MW#1

Work Order Sample Summary

Lab Sample ID	Client Sample ID	Matrix	Collection Date/Time
14J0572-01	MW #1	Drinking Water	10/15/2014 0850
14J0572-02	Trip Blank	Trip Blank	10/15/2014 0000

Client: University of Arizona- Risk Management Services
Project: Page Ranch
Work Order: 14J0572
Date Received: 10/15/2014

Case Narrative

B1	Target analyte detected in the method blank at or above the method reporting limit.
L1	The associated LCS/LCSD recovery was above laboratory acceptance limits.
M2	Matrix spike recovery was low; the associated LCS/LCSD was acceptable.
M3	The spike recovery value is unusable since the analyte concentration in the sample is disproportionate to the spike level. The associated LCS/LCSD recovery was acceptable.
R1	RPD/RSD exceeded the method acceptance limit. See case narrative.
S4	Surrogate recovery was above laboratory and method acceptance limits. No target analytes were detected in the sample.

All soil, sludge, and solid matrix determinations are reported on a wet weight basis unless otherwise noted.

ND	Not Detected at or above the PQL
PQL	Practical Quantitation Limit
DF	Dilution Factor

Turner Laboratories, Inc.

Date: 11/10/2014

Client: University of Arizona- Risk Management Se
Project: Page Ranch
Work Order: 14J0572
Lab Sample ID: 14J0572-01

Client Sample ID: MW #1
Collection Date/Time: 10/15/2014 0850
Matrix: Drinking Water
Order Name: MW#1

Analyses	Result	PQL	Qual	Units	DF	Prep Date	Analysis Date	Analyst
ICP Total Metals-E200.7								
Manganese	0.16	0.020		mg/L	1	10/17/2014 0835	10/18/2014 1646	RAD
Sodium	32	5.0		mg/L	1	10/17/2014 0835	10/18/2014 1646	RAD
Anions by Ion Chromatography-E300								
Chloride	7.0	1.0		mg/L	1	10/21/2014 1800	10/21/2014 2018	AC
Sulfate	ND	5.0		mg/L	1	10/21/2014 1800	10/21/2014 2018	AC
EDB and DBCP-E504.1								
1,2-Dibromo-3-chloropropane	ND	0.000020		mg/L	1	10/17/2014 0739	10/17/2014 2133	MD
1,2-Dibromoethane	ND	0.000010		mg/L	1	10/17/2014 0739	10/17/2014 2133	MD
Surr: Tetrachloro-m-xylene	*102*	*70-130*		*%REC*	*1*	*10/17/2014 0739*	*10/17/2014 2133*	*MD*
Volatile Organic Compounds by GC/MS-EPA 524.2								
1,1,1,2-Tetrachloroethane	ND	0.00050		mg/L	1	10/27/2014 1010	10/27/2014 1531	KP
1,1,1-Trichloroethane	ND	0.00050		mg/L	1	10/27/2014 1010	10/27/2014 1531	KP
1,1,2,2-Tetrachloroethane	ND	0.00050		mg/L	1	10/27/2014 1010	10/27/2014 1531	KP
1,1,2-Trichloroethane	ND	0.00050		mg/L	1	10/27/2014 1010	10/27/2014 1531	KP
1,1-Dichloroethane	ND	0.00050		mg/L	1	10/27/2014 1010	10/27/2014 1531	KP
1,1-Dichloroethene	ND	0.00050		mg/L	1	10/27/2014 1010	10/27/2014 1531	KP
1,1-Dichloropropene	ND	0.00050		mg/L	1	10/27/2014 1010	10/27/2014 1531	KP
1,2,3-Trichlorobenzene	ND	0.00050		mg/L	1	10/27/2014 1010	10/27/2014 1531	KP
1,2,3-Trichloropropane	ND	0.00050		mg/L	1	10/27/2014 1010	10/27/2014 1531	KP
1,2,4-Trichlorobenzene	ND	0.00050		mg/L	1	10/27/2014 1010	10/27/2014 1531	KP
1,2,4-Trimethylbenzene	ND	0.00050		mg/L	1	10/27/2014 1010	10/27/2014 1531	KP
1,2-Dichlorobenzene	ND	0.00050		mg/L	1	10/27/2014 1010	10/27/2014 1531	KP
1,2-Dichloroethane	ND	0.00050		mg/L	1	10/27/2014 1010	10/27/2014 1531	KP
1,2-Dichloropropane	ND	0.00050		mg/L	1	10/27/2014 1010	10/27/2014 1531	KP
1,3,5-Trimethylbenzene	ND	0.00050		mg/L	1	10/27/2014 1010	10/27/2014 1531	KP
1,3-Dichlorobenzene	ND	0.00050		mg/L	1	10/27/2014 1010	10/27/2014 1531	KP
1,3-Dichloropropane	ND	0.00050		mg/L	1	10/27/2014 1010	10/27/2014 1531	KP
1,4-Dichlorobenzene	ND	0.00050		mg/L	1	10/27/2014 1010	10/27/2014 1531	KP
2,2-Dichloropropane	ND	0.00050		mg/L	1	10/27/2014 1010	10/27/2014 1531	KP
2-Chlorotoluene	ND	0.00050		mg/L	1	10/27/2014 1010	10/27/2014 1531	KP
4-Chlorotoluene	ND	0.00050		mg/L	1	10/27/2014 1010	10/27/2014 1531	KP
4-Isopropyltoluene	ND	0.00050		mg/L	1	10/27/2014 1010	10/27/2014 1531	KP
Benzene	ND	0.00050		mg/L	1	10/27/2014 1010	10/27/2014 1531	KP
Bromobenzene	ND	0.00050		mg/L	1	10/27/2014 1010	10/27/2014 1531	KP
Bromochloromethane	ND	0.00050		mg/L	1	10/27/2014 1010	10/27/2014 1531	KP
Bromodichloromethane	ND	0.00050		mg/L	1	10/27/2014 1010	10/27/2014 1531	KP
Bromoform	ND	0.00050		mg/L	1	10/27/2014 1010	10/27/2014 1531	KP

Turner Laboratories, Inc.

Date: 11/10/2014

Client: University of Arizona- Risk Management Se
Project: Page Ranch
Work Order: 14J0572
Lab Sample ID: 14J0572-01

Client Sample ID: MW #1
Collection Date/Time: 10/15/2014 0850
Matrix: Drinking Water
Order Name: MW#1

Analyses	Result	PQL	Qual	Units	DF	Prep Date	Analysis Date	Analyst
Bromomethane	ND	0.00050		mg/L	1	10/27/2014 1010	10/27/2014 1531	KP
Carbon tetrachloride	ND	0.00050		mg/L	1	10/27/2014 1010	10/27/2014 1531	KP
Chlorobenzene	ND	0.00050		mg/L	1	10/27/2014 1010	10/27/2014 1531	KP
Chloroethane	ND	0.00050		mg/L	1	10/27/2014 1010	10/27/2014 1531	KP
Chloroform	ND	0.00050		mg/L	1	10/27/2014 1010	10/27/2014 1531	KP
Chloromethane	ND	0.00050		mg/L	1	10/27/2014 1010	10/27/2014 1531	KP
cis-1,2-Dichloroethene	ND	0.00050		mg/L	1	10/27/2014 1010	10/27/2014 1531	KP
cis-1,3-Dichloropropene	ND	0.00050		mg/L	1	10/27/2014 1010	10/27/2014 1531	KP
Dibromochloromethane	ND	0.00050		mg/L	1	10/27/2014 1010	10/27/2014 1531	KP
Dibromomethane	ND	0.00050		mg/L	1	10/27/2014 1010	10/27/2014 1531	KP
Dichlorodifluoromethane	ND	0.00050		mg/L	1	10/27/2014 1010	10/27/2014 1531	KP
Ethylbenzene	ND	0.00050		mg/L	1	10/27/2014 1010	10/27/2014 1531	KP
Hexachlorobutadiene	ND	0.00050		mg/L	1	10/27/2014 1010	10/27/2014 1531	KP
Isopropylbenzene	ND	0.00050		mg/L	1	10/27/2014 1010	10/27/2014 1531	KP
Methylene chloride	ND	0.00050		mg/L	1	10/27/2014 1010	10/27/2014 1531	KP
Naphthalene	ND	0.00050		mg/L	1	10/27/2014 1010	10/27/2014 1531	KP
n-Butylbenzene	ND	0.00050		mg/L	1	10/27/2014 1010	10/27/2014 1531	KP
n-Propylbenzene	ND	0.00050		mg/L	1	10/27/2014 1010	10/27/2014 1531	KP
sec-Butylbenzene	ND	0.00050		mg/L	1	10/27/2014 1010	10/27/2014 1531	KP
Styrene	ND	0.00050		mg/L	1	10/27/2014 1010	10/27/2014 1531	KP
tert-Butylbenzene	ND	0.00050		mg/L	1	10/27/2014 1010	10/27/2014 1531	KP
Tetrachloroethene	ND	0.00050		mg/L	1	10/27/2014 1010	10/27/2014 1531	KP
Toluene	ND	0.00050		mg/L	1	10/27/2014 1010	10/27/2014 1531	KP
trans-1,2-Dichloroethene	ND	0.00050		mg/L	1	10/27/2014 1010	10/27/2014 1531	KP
trans-1,3-Dichloropropene	ND	0.00050		mg/L	1	10/27/2014 1010	10/27/2014 1531	KP
Trichloroethene	ND	0.00050		mg/L	1	10/27/2014 1010	10/27/2014 1531	KP
Trichlorofluoromethane	ND	0.00050		mg/L	1	10/27/2014 1010	10/27/2014 1531	KP
TTHMs	ND	0.00050		mg/L	1	10/27/2014 1010	10/27/2014 1531	KP
Vinyl chloride	ND	0.00050		mg/L	1	10/27/2014 1010	10/27/2014 1531	KP
Xylenes, Total	ND	0.0015		mg/L	1	10/27/2014 1010	10/27/2014 1531	KP
Surr: 1,2-Dichlorobenzene-d4	*91*	*70-130*		*%REC*	*1*	*10/27/2014 1010*	*10/27/2014 1531*	*KP*
Surr: 4-Bromofluorobenzene	*92*	*70-130*		*%REC*	*1*	*10/27/2014 1010*	*10/27/2014 1531*	*KP*
Organochlorine Pesticides-SW8081A								
4,4´-DDD	ND	0.10		ug/L	1	10/16/2014 0836	10/20/2014 1817	MD
4,4´-DDE	ND	0.10		ug/L	1	10/16/2014 0836	10/20/2014 1817	MD
4,4´-DDT	ND	0.10		ug/L	1	10/16/2014 0836	10/20/2014 1817	MD
Aldrin	ND	0.10		ug/L	1	10/16/2014 0836	10/20/2014 1817	MD
alpha-BHC	ND	0.10		ug/L	1	10/16/2014 0836	10/20/2014 1817	MD
alpha-Chlordane	ND	0.10		ug/L	1	10/16/2014 0836	10/21/2014 0018	MD
beta-BHC	ND	0.10		ug/L	1	10/16/2014 0836	10/20/2014 1817	MD
delta-BHC	ND	0.10		ug/L	1	10/16/2014 0836	10/20/2014 1817	MD

Turner Laboratories, Inc.

Date: 11/10/2014

Client: University of Arizona- Risk Management Se
Project: Page Ranch
Work Order: 14J0572
Lab Sample ID: 14J0572-01

Client Sample ID: MW #1
Collection Date/Time: 10/15/2014 0850
Matrix: Drinking Water
Order Name: MW#1

Analyses	Result	PQL	Qual	Units	DF	Prep Date	Analysis Date	Analyst
Dieldrin	ND	0.10		ug/L	1	10/16/2014 0836	10/20/2014 1817	MD
Endosulfan I	ND	0.10		ug/L	1	10/16/2014 0836	10/20/2014 1817	MD
Endosulfan II	ND	0.10		ug/L	1	10/16/2014 0836	10/20/2014 1817	MD
Endosulfan sulfate	ND	0.10		ug/L	1	10/16/2014 0836	10/20/2014 1817	MD
Endrin	ND	0.10		ug/L	1	10/16/2014 0836	10/20/2014 1817	MD
Endrin aldehyde	ND	0.10		ug/L	1	10/16/2014 0836	10/20/2014 1817	MD
Endrin ketone	ND	0.10		ug/L	1	10/16/2014 0836	10/20/2014 1817	MD
gamma-BHC	ND	0.10		ug/L	1	10/16/2014 0836	10/20/2014 1817	MD
gamma-Chlordane	ND	0.10		ug/L	1	10/16/2014 0836	10/21/2014 0018	MD
Heptachlor	ND	0.10		ug/L	1	10/16/2014 0836	10/20/2014 1817	MD
Heptachlor epoxide	ND	0.10		ug/L	1	10/16/2014 0836	10/20/2014 1817	MD
Methoxychlor	ND	0.10		ug/L	1	10/16/2014 0836	10/20/2014 1817	MD
Toxaphene	ND	1.0		ug/L	1	10/16/2014 0836	10/20/2014 1817	MD
Surr: Decachlorobiphenyl	*102*	*38.8-124*		*%REC*	*1*	*10/16/2014 0836*	*10/20/2014 1817*	*MD*
Surr: Tetrachloro-m-xylene	*86*	*40-118.3*		*%REC*	*1*	*10/16/2014 0836*	*10/20/2014 1817*	*MD*
Semivolatile Organic Compounds-SW8270C								
1,2,4-Trichlorobenzene	ND	10		ug/L	1	10/21/2014 1511	10/24/2014 1708	MD
1,2-Dichlorobenzene	ND	10		ug/L	1	10/21/2014 1511	10/24/2014 1708	MD
1,3-Dichlorobenzene	ND	10		ug/L	1	10/21/2014 1511	10/24/2014 1708	MD
1,4-Dichlorobenzene	ND	10		ug/L	1	10/21/2014 1511	10/24/2014 1708	MD
2,4,5-Trichlorophenol	ND	10		ug/L	1	10/21/2014 1511	10/24/2014 1708	MD
2,4,6-Trichlorophenol	ND	10		ug/L	1	10/21/2014 1511	10/24/2014 1708	MD
2,4-Dichlorophenol	ND	10		ug/L	1	10/21/2014 1511	10/24/2014 1708	MD
2,4-Dimethylphenol	ND	10		ug/L	1	10/21/2014 1511	10/24/2014 1708	MD
2,4-Dinitrophenol	ND	50		ug/L	1	10/21/2014 1511	10/24/2014 1708	MD
2,4-Dinitrotoluene	ND	10		ug/L	1	10/21/2014 1511	10/24/2014 1708	MD
2,6-Dinitrotoluene	ND	10		ug/L	1	10/21/2014 1511	10/24/2014 1708	MD
2-Chloronaphthalene	ND	10		ug/L	1	10/21/2014 1511	10/24/2014 1708	MD
2-Chlorophenol	ND	10		ug/L	1	10/21/2014 1511	10/24/2014 1708	MD
2-Methylnaphthalene	ND	5.0		ug/L	1	10/21/2014 1511	10/24/2014 1708	MD
2-Methylphenol	ND	10		ug/L	1	10/21/2014 1511	10/24/2014 1708	MD
2-Nitroaniline	ND	20		ug/L	1	10/21/2014 1511	10/24/2014 1708	MD
2-Nitrophenol	ND	10		ug/L	1	10/21/2014 1511	10/24/2014 1708	MD
3,3´-Dichlorobenzidine	ND	20		ug/L	1	10/21/2014 1511	10/24/2014 1708	MD
3,4-Methylphenol	ND	10		ug/L	1	10/21/2014 1511	10/24/2014 1708	MD
3-Nitroaniline	ND	20		ug/L	1	10/21/2014 1511	10/24/2014 1708	MD
4,6-Dinitro-2-methylphenol	ND	20		ug/L	1	10/21/2014 1511	10/24/2014 1708	MD
4-Bromophenyl phenyl ether	ND	10		ug/L	1	10/21/2014 1511	10/24/2014 1708	MD
4-Chloro-3-methylphenol	ND	10		ug/L	1	10/21/2014 1511	10/24/2014 1708	MD
4-Chloroaniline	ND	20		ug/L	1	10/21/2014 1511	10/24/2014 1708	MD
4-Chlorophenyl phenyl ether	ND	10		ug/L	1	10/21/2014 1511	10/24/2014 1708	MD

Turner Laboratories, Inc.

Date: 11/10/2014

Client: University of Arizona- Risk Management Se
Project: Page Ranch
Work Order: 14J0572
Lab Sample ID: 14J0572-01

Client Sample ID: MW #1
Collection Date/Time: 10/15/2014 0850
Matrix: Drinking Water
Order Name: MW#1

Analyses	Result	PQL	Qual	Units	DF	Prep Date	Analysis Date	Analyst
4-Nitroaniline	ND	20		ug/L	1	10/21/2014 1511	10/24/2014 1708	MD
4-Nitrophenol	ND	50		ug/L	1	10/21/2014 1511	10/24/2014 1708	MD
Acenaphthene	ND	5.0		ug/L	1	10/21/2014 1511	10/24/2014 1708	MD
Acenaphthylene	ND	5.0		ug/L	1	10/21/2014 1511	10/24/2014 1708	MD
Aniline	ND	20		ug/L	1	10/21/2014 1511	10/24/2014 1708	MD
Anthracene	ND	5.0		ug/L	1	10/21/2014 1511	10/24/2014 1708	MD
Benzo[a]anthracene	ND	5.0		ug/L	1	10/21/2014 1511	10/24/2014 1708	MD
Benzo[a]pyrene	ND	5.0		ug/L	1	10/21/2014 1511	10/24/2014 1708	MD
Benzo[b,k]fluoranthene	ND	10		ug/L	1	10/21/2014 1511	10/24/2014 1708	MD
Benzo[g,h,i]perylene	ND	5.0		ug/L	1	10/21/2014 1511	10/24/2014 1708	MD
Benzoic acid	ND	50		ug/L	1	10/21/2014 1511	10/24/2014 1708	MD
Benzyl alcohol	ND	5.0		ug/L	1	10/21/2014 1511	10/24/2014 1708	MD
Bis(2-chloroethoxy)methane	ND	10		ug/L	1	10/21/2014 1511	10/24/2014 1708	MD
Bis(2-chloroethyl)ether	ND	10		ug/L	1	10/21/2014 1511	10/24/2014 1708	MD
Bis(2-chloroisopropyl)ether	ND	10		ug/L	1	10/21/2014 1511	10/24/2014 1708	MD
Bis(2-ethylhexyl)phthalate	ND	10		ug/L	1	10/21/2014 1511	10/24/2014 1708	MD
Butyl benzyl phthalate	ND	10		ug/L	1	10/21/2014 1511	10/24/2014 1708	MD
Chrysene	ND	5.0		ug/L	1	10/21/2014 1511	10/24/2014 1708	MD
Dibenzo[a,h]anthracene	ND	5.0		ug/L	1	10/21/2014 1511	10/24/2014 1708	MD
Dibenzofuran	ND	5.0		ug/L	1	10/21/2014 1511	10/24/2014 1708	MD
Diethyl phthalate	ND	10		ug/L	1	10/21/2014 1511	10/24/2014 1708	MD
Dimethyl phthalate	ND	10		ug/L	1	10/21/2014 1511	10/24/2014 1708	MD
Di-n-butyl phthalate	ND	10		ug/L	1	10/21/2014 1511	10/24/2014 1708	MD
Di-n-octyl phthalate	ND	10		ug/L	1	10/21/2014 1511	10/24/2014 1708	MD
Fluoranthene	ND	5.0		ug/L	1	10/21/2014 1511	10/24/2014 1708	MD
Fluorene	ND	5.0		ug/L	1	10/21/2014 1511	10/24/2014 1708	MD
Hexachlorobenzene	ND	10		ug/L	1	10/21/2014 1511	10/24/2014 1708	MD
Hexachlorobutadiene	ND	10		ug/L	1	10/21/2014 1511	10/24/2014 1708	MD
Hexachlorocyclopentadiene	ND	10		ug/L	1	10/21/2014 1511	10/24/2014 1708	MD
Hexachloroethane	ND	10		ug/L	1	10/21/2014 1511	10/24/2014 1708	MD
Indeno[1,2,3-cd]pyrene	ND	5.0		ug/L	1	10/21/2014 1511	10/24/2014 1708	MD
Isophorone	ND	10		ug/L	1	10/21/2014 1511	10/24/2014 1708	MD
Naphthalene	ND	5.0		ug/L	1	10/21/2014 1511	10/24/2014 1708	MD
Nitrobenzene	ND	10		ug/L	1	10/21/2014 1511	10/24/2014 1708	MD
N-Nitrosodimethylamine	ND	10		ug/L	1	10/21/2014 1511	10/24/2014 1708	MD
N-Nitrosodiphenylamine	ND	10		ug/L	1	10/21/2014 1511	10/24/2014 1708	MD
N-Nitrosodipropylamine	ND	10		ug/L	1	10/21/2014 1511	10/24/2014 1708	MD
Pentachlorophenol	ND	30		ug/L	1	10/21/2014 1511	10/24/2014 1708	MD
Phenanthrene	ND	5.0		ug/L	1	10/21/2014 1511	10/24/2014 1708	MD
Phenol	ND	10		ug/L	1	10/21/2014 1511	10/24/2014 1708	MD
Pyrene	ND	5.0		ug/L	1	10/21/2014 1511	10/24/2014 1708	MD
Surr: 2,4,6-Tribromophenol	*88*	*59-119.7*		*%REC*	*1*	*10/21/2014 1511*	*10/24/2014 1708*	*MD*

Turner Laboratories, Inc.

Date: 11/10/2014

Client:	University of Arizona- Risk Management Se	**Client Sample ID:**	MW #1
Project:	Page Ranch	**Collection Date/Time:**	10/15/2014 0850
Work Order:	14J0572	**Matrix:**	Drinking Water
Lab Sample ID:	14J0572-01	**Order Name:**	MW#1

Analyses	Result	PQL	Qual	Units	DF	Prep Date	Analysis Date	Analyst
Surr: 2-Fluorobiphenyl	*59*	*34.4-104.1*		*%REC*	*1*	*10/21/2014 1511*	*10/24/2014 1708*	*MD*
Surr: 2-Fluorophenol	*43*	*16.1-69*		*%REC*	*1*	*10/21/2014 1511*	*10/24/2014 1708*	*MD*
Surr: 4-Terphenyl-d14	*47*	*15.9-118.9*		*%REC*	*1*	*10/21/2014 1511*	*10/24/2014 1708*	*MD*
Surr: Nitrobenzene-d5	*51*	*32.1-102.5*		*%REC*	*1*	*10/21/2014 1511*	*10/24/2014 1708*	*MD*
Surr: Phenol-d6	*56*	*20.7-84.2*		*%REC*	*1*	*10/21/2014 1511*	*10/24/2014 1708*	*MD*

Turner Laboratories, Inc.

Date: 11/10/2014

Client:	University of Arizona- Risk Management Se	**Client Sample ID:**	Trip Blank
Project:	Page Ranch	**Collection Date/Time:**	10/15/2014 0000
Work Order:	14J0572	**Matrix:**	Trip Blank
Lab Sample ID:	14J0572-02	**Order Name:**	MW#1

Analyses	Result	PQL	Qual	Units	DF	Prep Date	Analysis Date	Analyst
EDB and DBCP-E504.1								
1,2-Dibromo-3-chloropropane	ND	0.000020		mg/L	1	10/17/2014 0739	10/17/2014 2208	MD
1,2-Dibromoethane	ND	0.000010		mg/L	1	10/17/2014 0739	10/17/2014 2208	MD
Surr: Tetrachloro-m-xylene	*109*	*70-130*		*%REC*	*1*	*10/17/2014 0739*	*10/17/2014 2208*	*MD*
Volatile Organic Compounds by GC/MS-EPA 524.2								
1,1,1,2-Tetrachloroethane	ND	0.00050		mg/L	1	10/27/2014 1010	10/27/2014 1603	KP
1,1,1-Trichloroethane	ND	0.00050		mg/L	1	10/27/2014 1010	10/27/2014 1603	KP
1,1,2,2-Tetrachloroethane	ND	0.00050		mg/L	1	10/27/2014 1010	10/27/2014 1603	KP
1,1,2-Trichloroethane	ND	0.00050		mg/L	1	10/27/2014 1010	10/27/2014 1603	KP
1,1-Dichloroethane	ND	0.00050		mg/L	1	10/27/2014 1010	10/27/2014 1603	KP
1,1-Dichloroethene	ND	0.00050		mg/L	1	10/27/2014 1010	10/27/2014 1603	KP
1,1-Dichloropropene	ND	0.00050		mg/L	1	10/27/2014 1010	10/27/2014 1603	KP
1,2,3-Trichlorobenzene	ND	0.00050		mg/L	1	10/27/2014 1010	10/27/2014 1603	KP
1,2,3-Trichloropropane	ND	0.00050		mg/L	1	10/27/2014 1010	10/27/2014 1603	KP
1,2,4-Trichlorobenzene	ND	0.00050		mg/L	1	10/27/2014 1010	10/27/2014 1603	KP
1,2,4-Trimethylbenzene	ND	0.00050		mg/L	1	10/27/2014 1010	10/27/2014 1603	KP
1,2-Dichlorobenzene	ND	0.00050		mg/L	1	10/27/2014 1010	10/27/2014 1603	KP
1,2-Dichloroethane	ND	0.00050		mg/L	1	10/27/2014 1010	10/27/2014 1603	KP
1,2-Dichloropropane	ND	0.00050		mg/L	1	10/27/2014 1010	10/27/2014 1603	KP
1,3,5-Trimethylbenzene	ND	0.00050		mg/L	1	10/27/2014 1010	10/27/2014 1603	KP
1,3-Dichlorobenzene	ND	0.00050		mg/L	1	10/27/2014 1010	10/27/2014 1603	KP
1,3-Dichloropropane	ND	0.00050		mg/L	1	10/27/2014 1010	10/27/2014 1603	KP
1,4-Dichlorobenzene	ND	0.00050		mg/L	1	10/27/2014 1010	10/27/2014 1603	KP
2,2-Dichloropropane	ND	0.00050		mg/L	1	10/27/2014 1010	10/27/2014 1603	KP
2-Chlorotoluene	ND	0.00050		mg/L	1	10/27/2014 1010	10/27/2014 1603	KP
4-Chlorotoluene	ND	0.00050		mg/L	1	10/27/2014 1010	10/27/2014 1603	KP
4-Isopropyltoluene	ND	0.00050		mg/L	1	10/27/2014 1010	10/27/2014 1603	KP
Benzene	ND	0.00050		mg/L	1	10/27/2014 1010	10/27/2014 1603	KP
Bromobenzene	ND	0.00050		mg/L	1	10/27/2014 1010	10/27/2014 1603	KP
Bromochloromethane	ND	0.00050		mg/L	1	10/27/2014 1010	10/27/2014 1603	KP
Bromodichloromethane	ND	0.00050		mg/L	1	10/27/2014 1010	10/27/2014 1603	KP
Bromoform	ND	0.00050		mg/L	1	10/27/2014 1010	10/27/2014 1603	KP
Bromomethane	ND	0.00050		mg/L	1	10/27/2014 1010	10/27/2014 1603	KP
Carbon tetrachloride	ND	0.00050		mg/L	1	10/27/2014 1010	10/27/2014 1603	KP
Chlorobenzene	ND	0.00050		mg/L	1	10/27/2014 1010	10/27/2014 1603	KP
Chloroethane	ND	0.00050		mg/L	1	10/27/2014 1010	10/27/2014 1603	KP
Chloroform	ND	0.00050		mg/L	1	10/27/2014 1010	10/27/2014 1603	KP
Chloromethane	ND	0.00050		mg/L	1	10/27/2014 1010	10/27/2014 1603	KP
cis-1,2-Dichloroethene	ND	0.00050		mg/L	1	10/27/2014 1010	10/27/2014 1603	KP
cis-1,3-Dichloropropene	ND	0.00050		mg/L	1	10/27/2014 1010	10/27/2014 1603	KP
Dibromochloromethane	ND	0.00050		mg/L	1	10/27/2014 1010	10/27/2014 1603	KP

Turner Laboratories, Inc.

Date: 11/10/2014

Client:	University of Arizona- Risk Management Se	**Client Sample ID:**	Trip Blank
Project:	Page Ranch	**Collection Date/Time:**	10/15/2014 0000
Work Order:	14J0572	**Matrix:**	Trip Blank
Lab Sample ID:	14J0572-02	**Order Name:**	MW#1

Analyses	Result	PQL	Qual	Units	DF	Prep Date	Analysis Date	Analyst
Dibromomethane	ND	0.00050		mg/L	1	10/27/2014 1010	10/27/2014 1603	KP
Dichlorodifluoromethane	ND	0.00050		mg/L	1	10/27/2014 1010	10/27/2014 1603	KP
Ethylbenzene	ND	0.00050		mg/L	1	10/27/2014 1010	10/27/2014 1603	KP
Hexachlorobutadiene	ND	0.00050		mg/L	1	10/27/2014 1010	10/27/2014 1603	KP
Isopropylbenzene	ND	0.00050		mg/L	1	10/27/2014 1010	10/27/2014 1603	KP
Methylene chloride	ND	0.00050		mg/L	1	10/27/2014 1010	10/27/2014 1603	KP
Naphthalene	ND	0.00050		mg/L	1	10/27/2014 1010	10/27/2014 1603	KP
n-Butylbenzene	ND	0.00050		mg/L	1	10/27/2014 1010	10/27/2014 1603	KP
n-Propylbenzene	ND	0.00050		mg/L	1	10/27/2014 1010	10/27/2014 1603	KP
sec-Butylbenzene	ND	0.00050		mg/L	1	10/27/2014 1010	10/27/2014 1603	KP
Styrene	ND	0.00050		mg/L	1	10/27/2014 1010	10/27/2014 1603	KP
tert-Butylbenzene	ND	0.00050		mg/L	1	10/27/2014 1010	10/27/2014 1603	KP
Tetrachloroethene	ND	0.00050		mg/L	1	10/27/2014 1010	10/27/2014 1603	KP
Toluene	ND	0.00050		mg/L	1	10/27/2014 1010	10/27/2014 1603	KP
trans-1,2-Dichloroethene	ND	0.00050		mg/L	1	10/27/2014 1010	10/27/2014 1603	KP
trans-1,3-Dichloropropene	ND	0.00050		mg/L	1	10/27/2014 1010	10/27/2014 1603	KP
Trichloroethene	ND	0.00050		mg/L	1	10/27/2014 1010	10/27/2014 1603	KP
Trichlorofluoromethane	ND	0.00050		mg/L	1	10/27/2014 1010	10/27/2014 1603	KP
TTHMs	ND	0.00050		mg/L	1	10/27/2014 1010	10/27/2014 1603	KP
Vinyl chloride	ND	0.00050		mg/L	1	10/27/2014 1010	10/27/2014 1603	KP
Xylenes, Total	ND	0.0015		mg/L	1	10/27/2014 1010	10/27/2014 1603	KP
Surr: 1,2-Dichlorobenzene-d4	*88*	*70-130*		*%REC*	*1*	*10/27/2014 1010*	*10/27/2014 1603*	*KP*
Surr: 4-Bromofluorobenzene	*88*	*70-130*		*%REC*	*1*	*10/27/2014 1010*	*10/27/2014 1603*	*KP*

Client: University of Arizona- Risk Management Services
Project: Page Ranch
Work Order: 14J0572
Date Received: 10/15/2014

QC Summary

Analyte	Result	Reporting Limit	Units	Spike Level	Source Result	%REC	%REC Limits	RPD	RPD Limit	Qual
Batch 1410220 - E200.7										
Blank (1410220-BLK1)				Prepared: 10/17/2014 Analyzed: 10/18/2014						
Manganese	ND	0.020	mg/L							
Sodium	ND	5.0	mg/L							
LCS (1410220-BS1)				Prepared: 10/17/2014 Analyzed: 10/18/2014						
Manganese	0.49	0.020	mg/L	0.5000		98	85-115			
Sodium	10	5.0	mg/L	10.00		100	85-115			
LCS Dup (1410220-BSD1)				Prepared: 10/17/2014 Analyzed: 10/18/2014						
Manganese	0.49	0.020	mg/L	0.5000		98	85-115	0.03	20	
Sodium	10	5.0	mg/L	10.00		103	85-115	3	20	
Matrix Spike (1410220-MS1)		**Source: 14J0030-02**		Prepared: 10/17/2014 Analyzed: 10/18/2014						
Manganese	0.57	0.020	mg/L	0.5000	0.061	103	70-130			
Sodium	160	5.0	mg/L	10.00	150	61	70-130			M3
Matrix Spike (1410220-MS2)		**Source: 14J0573-01**		Prepared: 10/17/2014 Analyzed: 10/18/2014						
Manganese	0.58	0.020	mg/L	0.5000	0.071	103	70-130			
Sodium	44	5.0	mg/L	10.00	33	105	70-130			

Client: University of Arizona- Risk Management Services
Project: Page Ranch
Work Order: 14J0572
Date Received: 10/15/2014

QC Summary

Analyte	Result	Reporting Limit	Units	Spike Level	Source Result	%REC	%REC Limits	RPD	RPD Limit	Qual
Batch 1410196 - SW8081A										
Blank (1410196-BLK1)				Prepared: 10/16/2014 Analyzed: 10/20/2014						
4,4´-DDD	ND	0.10	ug/L							
4,4´-DDE	ND	0.10	ug/L							
4,4´-DDT	ND	0.10	ug/L							
Aldrin	ND	0.10	ug/L							
alpha-BHC	ND	0.10	ug/L							
alpha-Chlordane	ND	0.10	ug/L							
beta-BHC	ND	0.10	ug/L							
delta-BHC	ND	0.10	ug/L							
Dieldrin	ND	0.10	ug/L							
Endosulfan I	ND	0.10	ug/L							
Endosulfan II	ND	0.10	ug/L							
Endosulfan sulfate	ND	0.10	ug/L							
Endrin	ND	0.10	ug/L							
Endrin aldehyde	ND	0.10	ug/L							
Endrin ketone	ND	0.10	ug/L							
gamma-BHC	ND	0.10	ug/L							
gamma-Chlordane	ND	0.10	ug/L							
Heptachlor	ND	0.10	ug/L							
Heptachlor epoxide	ND	0.10	ug/L							
Methoxychlor	ND	0.10	ug/L							
Toxaphene	ND	1.0	ug/L							
Surrogate: Decachlorobiphenyl	*0.968*		*ug/L*	*1.000*		*97*	*38.8-124*			
Surrogate: Tetrachloro-m-xylene	*0.722*		*ug/L*	*1.000*		*72*	*40-118.3*			
LCS (1410196-BS1)				Prepared: 10/16/2014 Analyzed: 10/20/2014						
4,4´-DDT	0.89	0.10	ug/L	1.000		89	54.8-117.2			
Aldrin	0.39	0.10	ug/L	0.5000		78	53.1-105			
Dieldrin	0.69	0.10	ug/L	1.000		69	59.5-100.2			
Endrin	0.83	0.10	ug/L	1.000		83	58.1-100.7			
gamma-BHC	0.44	0.10	ug/L	0.5000		87	56.5-117.1			
Heptachlor	0.37	0.10	ug/L	0.5000		74	51.5-104.5			
Surrogate: Decachlorobiphenyl	*0.972*		*ug/L*	*1.000*		*97*	*54.4-123.3*			
Surrogate: Tetrachloro-m-xylene	*0.714*		*ug/L*	*1.000*		*71*	*37.5-105.7*			
LCS Dup (1410196-BSD1)				Prepared: 10/16/2014 Analyzed: 10/20/2014						
4,4´-DDT	0.93	0.10	ug/L	1.000		93	54.8-117.2	4	30	
Aldrin	0.40	0.10	ug/L	0.5000		80	53.1-105	3	30	
Dieldrin	0.72	0.10	ug/L	1.000		72	59.5-100.2	4	30	
Endrin	0.86	0.10	ug/L	1.000		86	58.1-100.7	3	30	
gamma-BHC	0.44	0.10	ug/L	0.5000		87	56.5-117.1	0.02	30	
Heptachlor	0.38	0.10	ug/L	0.5000		76	51.5-104.5	2	30	
Surrogate: Decachlorobiphenyl	*1.01*		*ug/L*	*1.000*		*101*	*54.4-123.3*			
Surrogate: Tetrachloro-m-xylene	*0.724*		*ug/L*	*1.000*		*72*	*37.5-105.7*			

Client: University of Arizona- Risk Management Services
Project: Page Ranch
Work Order: 14J0572
Date Received: 10/15/2014

QC Summary

Analyte	Result	Reporting Limit	Units	Spike Level	Source Result	%REC	%REC Limits	RPD	RPD Limit	Qual
Batch 1410196 - SW8081A										
Matrix Spike (1410196-MS1)		**Source: 14J0573-01**		Prepared: 10/16/2014 Analyzed: 10/20/2014						
4,4′-DDT	0.93	0.11	ug/L	1.050	ND	88	10.1-142.2			
Aldrin	0.41	0.11	ug/L	0.5252	ND	79	23.2-118.8			
Dieldrin	0.73	0.11	ug/L	1.050	ND	70	43.8-113.4			
Endrin	0.82	0.11	ug/L	1.050	ND	78	28.1-131.1			
gamma-BHC	0.42	0.11	ug/L	0.5252	ND	81	58-115.5			
Heptachlor	0.39	0.11	ug/L	0.5252	ND	75	32.4-137			
Surrogate: Decachlorobiphenyl	*1.03*		*ug/L*	*1.050*		*98*	*38.8-124*			
Surrogate: Tetrachloro-m-xylene	*0.770*		*ug/L*	*1.050*		*73*	*40-118.3*			
Matrix Spike Dup (1410196-MSD1)		**Source: 14J0573-01**		Prepared: 10/16/2014 Analyzed: 10/20/2014						
4,4′-DDT	0.93	0.10	ug/L	1.014	ND	92	10.1-142.2	0.3	30	
Aldrin	0.40	0.10	ug/L	0.5071	ND	79	23.2-118.8	3	30	
Dieldrin	0.74	0.10	ug/L	1.014	ND	73	43.8-113.4	1	30	
Endrin	0.88	0.10	ug/L	1.014	ND	87	28.1-131.1	7	30	
gamma-BHC	0.43	0.10	ug/L	0.5071	ND	84	58-115.5	0.3	30	
Heptachlor	0.38	0.10	ug/L	0.5071	ND	75	32.4-137	4	30	
Surrogate: Decachlorobiphenyl	*1.01*		*ug/L*	*1.014*		*100*	*38.8-124*			
Surrogate: Tetrachloro-m-xylene	*0.773*		*ug/L*	*1.014*		*76*	*40-118.3*			
Batch 1410208 - E504.1										
Blank (1410208-BLK1)				Prepared & Analyzed: 10/17/2014						
1,2-Dibromo-3-chloropropane	ND	0.000020	mg/L							
1,2-Dibromoethane	ND	0.000010	mg/L							
Surrogate: Tetrachloro-m-xylene	*0.000210*		*mg/L*	*0.0002000*		*105*	*70-130*			
LCS (1410208-BS1)				Prepared & Analyzed: 10/17/2014						
1,2-Dibromo-3-chloropropane	0.00022	0.000020	mg/L	0.0002500		89	70-130			
1,2-Dibromoethane	0.00023	0.000010	mg/L	0.0002500		91	70-130			
Surrogate: Tetrachloro-m-xylene	*0.000208*		*mg/L*	*0.0002000*		*104*	*70-130*			
LCS (1410208-BS4)				Prepared & Analyzed: 10/17/2014						
1,2-Dibromo-3-chloropropane	0.00023	0.000020	mg/L	0.0002500		94	70-130			
1,2-Dibromoethane	0.00025	0.000010	mg/L	0.0002500		99	70-130			
Surrogate: Tetrachloro-m-xylene	*0.000219*		*mg/L*	*0.0002000*		*110*	*70-130*			
LCS Dup (1410208-BSD1)				Prepared & Analyzed: 10/17/2014						
1,2-Dibromo-3-chloropropane	0.00024	0.000020	mg/L	0.0002500		97	70-130	9	30	
1,2-Dibromoethane	0.00025	0.000010	mg/L	0.0002500		100	70-130	9	30	
Surrogate: Tetrachloro-m-xylene	*0.000222*		*mg/L*	*0.0002000*		*111*	*70-130*			
LCS Dup (1410208-BSD4)				Prepared: 10/17/2014 Analyzed: 10/18/2014						
1,2-Dibromo-3-chloropropane	0.00023	0.000020	mg/L	0.0002500		91	70-130	3	30	
1,2-Dibromoethane	0.00024	0.000010	mg/L	0.0002500		97	70-130	2	30	
Surrogate: Tetrachloro-m-xylene	*0.000209*		*mg/L*	*0.0002000*		*104*	*70-130*			

Client: University of Arizona- Risk Management Services
Project: Page Ranch
Work Order: 14J0572
Date Received: 10/15/2014

QC Summary

Analyte	Result	Reporting Limit	Units	Spike Level	Source Result	%REC	%REC Limits	RPD	RPD Limit	Qual
Batch 1410208 - E504.1										
Matrix Spike (1410208-MS1)		**Source: 14J0475-01**		Prepared & Analyzed: 10/17/2014						
1,2-Dibromo-3-chloropropane	0.00023	0.000020	mg/L	0.0002500	ND	90	70-130			
1,2-Dibromoethane	0.00018	0.000010	mg/L	0.0002500	ND	71	70-130			
Surrogate: Tetrachloro-m-xylene	*0.000206*		*mg/L*	*0.0002000*		*103*	*70-130*			
Matrix Spike (1410208-MS2)		**Source: 14J0573-01**		Prepared: 10/17/2014 Analyzed: 10/18/2014						
1,2-Dibromo-3-chloropropane	0.00024	0.000020	mg/L	0.0002500	ND	94	70-130			
1,2-Dibromoethane	0.00025	0.000010	mg/L	0.0002500	ND	99	70-130			
Surrogate: Tetrachloro-m-xylene	*0.000214*		*mg/L*	*0.0002000*		*107*	*70-130*			
Batch 1410260 - SW8270C										

Client: University of Arizona- Risk Management Services
Project: Page Ranch
Work Order: 14J0572
Date Received: 10/15/2014

QC Summary

Analyte	Result	Reporting Limit	Units	Spike Level	Source Result	%REC	%REC Limits	RPD	RPD Limit	Qual
Batch 1410260 - SW8270C										
Blank (1410260-BLK1)				Prepared: 10/21/2014 Analyzed: 10/24/2014						
1,2,4-Trichlorobenzene	ND	10	ug/L							
1,2-Dichlorobenzene	ND	10	ug/L							
1,3-Dichlorobenzene	ND	10	ug/L							
1,4-Dichlorobenzene	ND	10	ug/L							
2,4,5-Trichlorophenol	ND	10	ug/L							
2,4,6-Trichlorophenol	ND	10	ug/L							
2,4-Dichlorophenol	ND	10	ug/L							
2,4-Dimethylphenol	ND	10	ug/L							
2,4-Dinitrophenol	ND	50	ug/L							
2,4-Dinitrotoluene	ND	10	ug/L							
2,6-Dinitrotoluene	ND	10	ug/L							
2-Chloronaphthalene	ND	10	ug/L							
2-Chlorophenol	ND	10	ug/L							
2-Methylnaphthalene	ND	5.0	ug/L							
2-Methylphenol	ND	10	ug/L							
2-Nitroaniline	ND	20	ug/L							
2-Nitrophenol	ND	10	ug/L							
3,3´-Dichlorobenzidine	ND	20	ug/L							
3,4-Methylphenol	ND	10	ug/L							
3-Nitroaniline	ND	20	ug/L							
4,6-Dinitro-2-methylphenol	ND	20	ug/L							
4-Bromophenyl phenyl ether	ND	10	ug/L							
4-Chloro-3-methylphenol	ND	10	ug/L							
4-Chloroaniline	ND	20	ug/L							
4-Chlorophenyl phenyl ether	ND	10	ug/L							
4-Nitroaniline	ND	20	ug/L							
4-Nitrophenol	ND	50	ug/L							
Acenaphthene	ND	5.0	ug/L							
Acenaphthylene	ND	5.0	ug/L							
Aniline	ND	20	ug/L							
Anthracene	ND	5.0	ug/L							
Benzo[a]anthracene	ND	5.0	ug/L							
Benzo[a]pyrene	ND	5.0	ug/L							
Benzo[b,k]fluoranthene	ND	10	ug/L							
Benzo[g,h,i]perylene	ND	5.0	ug/L							
Benzoic acid	ND	50	ug/L							
Benzyl alcohol	5.5	5.0	ug/L							B1
Bis(2-chloroethoxy)methane	ND	10	ug/L							
Bis(2-chloroethyl)ether	ND	10	ug/L							
Bis(2-chloroisopropyl)ether	ND	10	ug/L							
Bis(2-ethylhexyl)phthalate	ND	10	ug/L							
Butyl benzyl phthalate	ND	10	ug/L							
Chrysene	ND	5.0	ug/L							
Dibenzo[a,h]anthracene	ND	5.0	ug/L							
Dibenzofuran	ND	5.0	ug/L							
Diethyl phthalate	ND	10	ug/L							
Dimethyl phthalate	ND	10	ug/L							
Di-n-butyl phthalate	ND	10	ug/L							

Client: University of Arizona- Risk Management Services
Project: Page Ranch
Work Order: 14J0572
Date Received: 10/15/2014

QC Summary

Analyte	Result	Reporting Limit	Units	Spike Level	Source Result	%REC	%REC Limits	RPD	RPD Limit	Qual
Batch 1410260 - SW8270C										
Blank (1410260-BLK1)				Prepared: 10/21/2014 Analyzed: 10/24/2014						
Di-n-octyl phthalate	ND	10	ug/L							
Fluoranthene	ND	5.0	ug/L							
Fluorene	ND	5.0	ug/L							
Hexachlorobenzene	ND	10	ug/L							
Hexachlorobutadiene	ND	10	ug/L							
Hexachlorocyclopentadiene	ND	10	ug/L							
Hexachloroethane	ND	10	ug/L							
Indeno[1,2,3-cd]pyrene	ND	5.0	ug/L							
Isophorone	ND	10	ug/L							
Naphthalene	ND	5.0	ug/L							
Nitrobenzene	ND	10	ug/L							
N-Nitrosodimethylamine	ND	10	ug/L							
N-Nitrosodiphenylamine	ND	10	ug/L							
N-Nitrosodipropylamine	ND	10	ug/L							
Pentachlorophenol	ND	30	ug/L							
Phenanthrene	ND	5.0	ug/L							
Phenol	ND	10	ug/L							
Pyrene	ND	5.0	ug/L							
Surrogate: 2,4,6-Tribromophenol	*87.2*		*ug/L*	*100.0*		*87*	*59-119.7*			
Surrogate: 2-Fluorobiphenyl	*63.2*		*ug/L*	*100.0*		*63*	*34.4-104.1*			
Surrogate: 2-Fluorophenol	*46.9*		*ug/L*	*100.0*		*47*	*16.1-69*			
Surrogate: 4-Terphenyl-d14	*43.8*		*ug/L*	*100.0*		*44*	*15.9-118.9*			
Surrogate: Nitrobenzene-d5	*57.6*		*ug/L*	*100.0*		*58*	*32.1-102.5*			
Surrogate: Phenol-d6	*58.6*		*ug/L*	*100.0*		*59*	*20.7-84.2*			
LCS (1410260-BS1)				Prepared: 10/21/2014 Analyzed: 10/24/2014						
1,2,4-Trichlorobenzene	27	10	ug/L	50.00		55	28.14-85.64			
1,4-Dichlorobenzene	21	10	ug/L	50.00		41	27.79-64.15			
2,4-Dinitrotoluene	27	10	ug/L	50.00		54	39.27-79.35			
2-Chlorophenol	52	10	ug/L	100.0		52	24.62-79.98			
4-Chloro-3-methylphenol	57	10	ug/L	100.0		57	37.66-82.55			
4-Nitrophenol	57	50	ug/L	100.0		57	26.58-91.73			
Acenaphthene	29	5.0	ug/L	50.00		58	41.63-72.14			
N-Nitrosodipropylamine	30	10	ug/L	50.00		60	36.81-88.63			
Pentachlorophenol	67	30	ug/L	100.0		67	32.14-95.92			
Phenol	56	10	ug/L	100.0		56	7.96-52.41			L1
Pyrene	27	5.0	ug/L	50.00		53	41.65-82.75			
Surrogate: 2,4,6-Tribromophenol	*85.5*		*ug/L*	*100.0*		*85*	*32.57-112.08*			
Surrogate: 2-Fluorobiphenyl	*59.5*		*ug/L*	*100.0*		*59*	*36.69-77.45*			
Surrogate: 2-Fluorophenol	*45.1*		*ug/L*	*100.0*		*45*	*0-86.73*			
Surrogate: 4-Terphenyl-d14	*45.1*		*ug/L*	*100.0*		*45*	*37.21-81.06*			
Surrogate: Nitrobenzene-d5	*56.8*		*ug/L*	*100.0*		*57*	*36.8-79.16*			
Surrogate: Phenol-d6	*56.3*		*ug/L*	*100.0*		*56*	*0-56.2*			*S4*

Client: University of Arizona- Risk Management Services
Project: Page Ranch
Work Order: 14J0572
Date Received: 10/15/2014

QC Summary

Analyte	Result	Reporting Limit	Units	Spike Level	Source Result	%REC	%REC Limits	RPD	RPD Limit	Qual
Batch 1410260 - SW8270C										
LCS Dup (1410260-BSD1)				Prepared: 10/21/2014 Analyzed: 10/24/2014						
1,2,4-Trichlorobenzene	32	10	ug/L	50.00		63	28.14-85.64	14	30	
1,4-Dichlorobenzene	24	10	ug/L	50.00		47	27.79-64.15	14	30	
2,4-Dinitrotoluene	33	10	ug/L	50.00		66	39.27-79.35	20	30	
2-Chlorophenol	59	10	ug/L	100.0		59	24.62-79.98	14	30	
4-Chloro-3-methylphenol	65	10	ug/L	100.0		65	37.66-82.55	12	30	
4-Nitrophenol	69	50	ug/L	100.0		69	26.58-91.73	19	30	
Acenaphthene	33	5.0	ug/L	50.00		65	41.63-72.14	12	30	
N-Nitrosodipropylamine	34	10	ug/L	50.00		68	36.81-88.63	14	30	
Pentachlorophenol	76	30	ug/L	100.0		76	32.14-95.92	13	30	
Phenol	66	10	ug/L	100.0		66	7.96-52.41	15	30	L1
Pyrene	29	5.0	ug/L	50.00		58	41.65-82.75	9	30	
Surrogate: 2,4,6-Tribromophenol	*93.6*		*ug/L*	*100.0*		*94*	*32.57-112.08*			
Surrogate: 2-Fluorobiphenyl	*65.7*		*ug/L*	*100.0*		*66*	*36.69-77.45*			
Surrogate: 2-Fluorophenol	*53.3*		*ug/L*	*100.0*		*53*	*0-86.73*			
Surrogate: 4-Terphenyl-d14	*49.3*		*ug/L*	*100.0*		*49*	*37.21-81.06*			
Surrogate: Nitrobenzene-d5	*65.3*		*ug/L*	*100.0*		*65*	*36.8-79.16*			
Surrogate: Phenol-d6	*65.1*		*ug/L*	*100.0*		*65*	*0-56.2*			*S4*
Matrix Spike (1410260-MS1)		**Source: 14J0573-01**		Prepared: 10/21/2014 Analyzed: 10/24/2014						
1,2,4-Trichlorobenzene	25	10	ug/L	49.95	ND	50	51.67-99.16			M2
1,4-Dichlorobenzene	18	10	ug/L	49.95	ND	36	44.91-69.29			M2
2,4-Dinitrotoluene	27	10	ug/L	49.95	ND	53	45.63-98.31			
2-Chlorophenol	48	10	ug/L	99.90	ND	48	53.62-77.95			M2
4-Chloro-3-methylphenol	55	10	ug/L	99.90	ND	55	54.19-87.12			
4-Nitrophenol	59	50	ug/L	99.90	ND	59	33.45-100.91			
Acenaphthene	27	5.0	ug/L	49.95	ND	54	10.45-102.26			
N-Nitrosodipropylamine	29	10	ug/L	49.95	ND	57	50.37-110.06			
Pentachlorophenol	66	30	ug/L	99.90	ND	66	52.6-111			
Phenol	55	10	ug/L	99.90	ND	55	25.68-69.53			
Pyrene	25	5.0	ug/L	49.95	ND	49	58.09-82.37			M2
Surrogate: 2,4,6-Tribromophenol	*81.6*		*ug/L*	*99.90*		*82*	*61.48-125.96*			
Surrogate: 2-Fluorobiphenyl	*56.2*		*ug/L*	*99.90*		*56*	*41.02-91.53*			
Surrogate: 2-Fluorophenol	*41.6*		*ug/L*	*99.90*		*42*	*38.35-57.43*			
Surrogate: 4-Terphenyl-d14	*43.9*		*ug/L*	*99.90*		*44*	*14.66-124.11*			
Surrogate: Nitrobenzene-d5	*52.6*		*ug/L*	*99.90*		*53*	*49.49-85.19*			
Surrogate: Phenol-d6	*53.2*		*ug/L*	*99.90*		*53*	*28.68-69.45*			

Client: University of Arizona- Risk Management Services
Project: Page Ranch
Work Order: 14J0572
Date Received: 10/15/2014

QC Summary

Analyte	Result	Reporting Limit	Units	Spike Level	Source Result	%REC	%REC Limits	RPD	RPD Limit	Qual
Batch 1410260 - SW8270C										
Matrix Spike Dup (1410260-MSD1)		**Source: 14J0573-01**		Prepared: 10/21/2014 Analyzed: 10/24/2014						
1,2,4-Trichlorobenzene	29	10	ug/L	50.25	ND	58	51.67-99.16	14	30	
1,4-Dichlorobenzene	23	10	ug/L	50.25	ND	46	44.91-69.29	26	30	
2,4-Dinitrotoluene	30	10	ug/L	50.25	ND	61	45.63-98.31	14	30	
2-Chlorophenol	54	10	ug/L	100.5	ND	54	53.62-77.95	12	30	
4-Chloro-3-methylphenol	59	10	ug/L	100.5	ND	59	54.19-87.12	7	30	
4-Nitrophenol	67	50	ug/L	100.5	ND	66	33.45-100.91	13	30	
Acenaphthene	31	5.0	ug/L	50.25	ND	61	10.45-102.26	12	30	
N-Nitrosodipropylamine	31	10	ug/L	50.25	ND	62	50.37-110.06	9	30	
Pentachlorophenol	74	30	ug/L	100.5	ND	74	52.6-111	12	30	
Phenol	59	10	ug/L	100.5	ND	59	25.68-69.53	7	30	
Pyrene	25	5.0	ug/L	50.25	ND	49	58.09-82.37	0.3	30	M2
Surrogate: 2,4,6-Tribromophenol	*87.4*		*ug/L*	*100.5*		*87*	*61.48-125.96*			
Surrogate: 2-Fluorobiphenyl	*60.7*		*ug/L*	*100.5*		*60*	*41.02-91.53*			
Surrogate: 2-Fluorophenol	*47.6*		*ug/L*	*100.5*		*47*	*38.35-57.43*			
Surrogate: 4-Terphenyl-d14	*45.3*		*ug/L*	*100.5*		*45*	*14.66-124.11*			
Surrogate: Nitrobenzene-d5	*59.3*		*ug/L*	*100.5*		*59*	*49.49-85.19*			
Surrogate: Phenol-d6	*59.1*		*ug/L*	*100.5*		*59*	*28.68-69.45*			

Client: University of Arizona- Risk Management Services
Project: Page Ranch
Work Order: 14J0572
Date Received: 10/15/2014

QC Summary

Analyte	Result	Reporting Limit	Units	Spike Level	Source Result	%REC	%REC Limits	RPD	RPD Limit	Qual
Batch 1410332 - EPA 524.2										

Client: University of Arizona- Risk Management Services
Project: Page Ranch
Work Order: 14J0572
Date Received: 10/15/2014

QC Summary

Analyte	Result	Reporting Limit	Units	Spike Level	Source Result	%REC	%REC Limits	RPD	RPD Limit	Qual
Batch 1410332 - EPA 524.2										
Blank (1410332-BLK1)				Prepared & Analyzed: 10/27/2014						
1,1,1,2-Tetrachloroethane	ND	0.00050	mg/L							
1,1,1-Trichloroethane	ND	0.00050	mg/L							
1,1,2,2-Tetrachloroethane	ND	0.00050	mg/L							
1,1,2-Trichloroethane	ND	0.00050	mg/L							
1,1-Dichloroethane	ND	0.00050	mg/L							
1,1-Dichloroethene	ND	0.00050	mg/L							
1,1-Dichloropropene	ND	0.00050	mg/L							
1,2,3-Trichlorobenzene	ND	0.00050	mg/L							
1,2,3-Trichloropropane	ND	0.00050	mg/L							
1,2,4-Trichlorobenzene	ND	0.00050	mg/L							
1,2,4-Trimethylbenzene	ND	0.00050	mg/L							
1,2-Dichlorobenzene	ND	0.00050	mg/L							
1,2-Dichloroethane	ND	0.00050	mg/L							
1,2-Dichloropropane	ND	0.00050	mg/L							
1,3,5-Trimethylbenzene	ND	0.00050	mg/L							
1,3-Dichlorobenzene	ND	0.00050	mg/L							
1,3-Dichloropropane	ND	0.00050	mg/L							
1,4-Dichlorobenzene	ND	0.00050	mg/L							
2,2-Dichloropropane	ND	0.00050	mg/L							
2-Chlorotoluene	ND	0.00050	mg/L							
4-Chlorotoluene	ND	0.00050	mg/L							
4-Isopropyltoluene	ND	0.00050	mg/L							
Benzene	ND	0.00050	mg/L							
Bromobenzene	ND	0.00050	mg/L							
Bromochloromethane	ND	0.00050	mg/L							
Bromodichloromethane	ND	0.00050	mg/L							
Bromoform	ND	0.00050	mg/L							
Bromomethane	ND	0.00050	mg/L							
Carbon tetrachloride	ND	0.00050	mg/L							
Chlorobenzene	ND	0.00050	mg/L							
Chloroethane	ND	0.00050	mg/L							
Chloroform	ND	0.00050	mg/L							
Chloromethane	ND	0.00050	mg/L							
cis-1,2-Dichloroethene	ND	0.00050	mg/L							
cis-1,3-Dichloropropene	ND	0.00050	mg/L							
Dibromochloromethane	ND	0.00050	mg/L							
Dibromomethane	ND	0.00050	mg/L							
Dichlorodifluoromethane	ND	0.00050	mg/L							
Ethylbenzene	ND	0.00050	mg/L							
Hexachlorobutadiene	ND	0.00050	mg/L							
Isopropylbenzene	ND	0.00050	mg/L							
Methylene chloride	ND	0.00050	mg/L							
Naphthalene	ND	0.00050	mg/L							
n-Butylbenzene	ND	0.00050	mg/L							
n-Propylbenzene	ND	0.00050	mg/L							
sec-Butylbenzene	ND	0.00050	mg/L							
Styrene	ND	0.00050	mg/L							
tert-Butylbenzene	ND	0.00050	mg/L							

Client: University of Arizona- Risk Management Services
Project: Page Ranch
Work Order: 14J0572
Date Received: 10/15/2014

QC Summary

Analyte	Result	Reporting Limit	Units	Spike Level	Source Result	%REC	%REC Limits	RPD	RPD Limit	Qual
Batch 1410332 - EPA 524.2										
Blank (1410332-BLK1)				Prepared & Analyzed: 10/27/2014						
Tetrachloroethene	ND	0.00050	mg/L							
Toluene	ND	0.00050	mg/L							
trans-1,2-Dichloroethene	ND	0.00050	mg/L							
trans-1,3-Dichloropropene	ND	0.00050	mg/L							
Trichloroethene	ND	0.00050	mg/L							
Trichlorofluoromethane	ND	0.00050	mg/L							
TTHMs	ND	0.00050	mg/L							
Vinyl chloride	ND	0.00050	mg/L							
Xylenes, Total	ND	0.0015	mg/L							
Surrogate: 1,2-Dichlorobenzene-d4	*0.95*		*ug/L*	*1.000*		*95*	*70-130*			
Surrogate: 4-Bromofluorobenzene	*0.93*		*ug/L*	*1.000*		*93*	*70-130*			

Client: University of Arizona- Risk Management Services
Project: Page Ranch
Work Order: 14J0572
Date Received: 10/15/2014

QC Summary

Analyte	Result	Reporting Limit	Units	Spike Level	Source Result	%REC	%REC Limits	RPD	RPD Limit	Qual
Batch 1410332 - EPA 524.2										
LCS (1410332-BS1)				Prepared & Analyzed: 10/27/2014						
1,1,1,2-Tetrachloroethane	0.0052	0.00050	mg/L	0.005000		104	70-130			
1,1,1-Trichloroethane	0.0059	0.00050	mg/L	0.005000		118	70-130			
1,1,2,2-Tetrachloroethane	0.0052	0.00050	mg/L	0.005000		104	70-130			
1,1,2-Trichloroethane	0.0052	0.00050	mg/L	0.005000		103	70-130			
1,1-Dichloroethane	0.0058	0.00050	mg/L	0.005000		115	70-130			
1,1-Dichloroethene	0.0059	0.00050	mg/L	0.005000		118	70-130			
1,1-Dichloropropene	0.0056	0.00050	mg/L	0.005000		112	70-130			
1,2,3-Trichlorobenzene	0.0053	0.00050	mg/L	0.005000		105	70-130			
1,2,3-Trichloropropane	0.0054	0.00050	mg/L	0.005000		109	70-130			
1,2,4-Trichlorobenzene	0.0053	0.00050	mg/L	0.005000		106	70-130			
1,2,4-Trimethylbenzene	0.0056	0.00050	mg/L	0.005000		112	70-130			
1,2-Dichlorobenzene	0.0054	0.00050	mg/L	0.005000		107	70-130			
1,2-Dichloroethane	0.0061	0.00050	mg/L	0.005000		121	70-130			
1,2-Dichloropropane	0.0053	0.00050	mg/L	0.005000		106	70-130			
1,3,5-Trimethylbenzene	0.0057	0.00050	mg/L	0.005000		113	70-130			
1,3-Dichlorobenzene	0.0053	0.00050	mg/L	0.005000		105	70-130			
1,3-Dichloropropane	0.0054	0.00050	mg/L	0.005000		107	70-130			
1,4-Dichlorobenzene	0.0053	0.00050	mg/L	0.005000		106	70-130			
2,2-Dichloropropane	0.0063	0.00050	mg/L	0.005000		126	70-130			
2-Chlorotoluene	0.0056	0.00050	mg/L	0.005000		112	70-130			
4-Chlorotoluene	0.0056	0.00050	mg/L	0.005000		112	70-130			
4-Isopropyltoluene	0.0056	0.00050	mg/L	0.005000		111	70-130			
Benzene	0.0054	0.00050	mg/L	0.005000		107	70-130			
Bromobenzene	0.0053	0.00050	mg/L	0.005000		106	70-130			
Bromochloromethane	0.0047	0.00050	mg/L	0.005000		93	70-130			
Bromodichloromethane	0.0055	0.00050	mg/L	0.005000		110	70-130			
Bromoform	0.0050	0.00050	mg/L	0.005000		99	70-130			
Bromomethane	0.0062	0.00050	mg/L	0.005000		125	70-130			
Carbon tetrachloride	0.0059	0.00050	mg/L	0.005000		117	70-130			
Chlorobenzene	0.0054	0.00050	mg/L	0.005000		108	70-130			
Chloroethane	0.0056	0.00050	mg/L	0.005000		113	70-130			
Chloroform	0.0045	0.00050	mg/L	0.005000		90	70-130			
Chloromethane	0.0055	0.00050	mg/L	0.005000		110	70-130			
cis-1,2-Dichloroethene	0.0054	0.00050	mg/L	0.005000		108	70-130			
cis-1,3-Dichloropropene	0.0054	0.00050	mg/L	0.005000		107	70-130			
Dibromochloromethane	0.0054	0.00050	mg/L	0.005000		108	70-130			
Dibromomethane	0.0053	0.00050	mg/L	0.005000		106	70-130			
Dichlorodifluoromethane	0.0061	0.00050	mg/L	0.005000		121	70-130			
Ethylbenzene	0.0055	0.00050	mg/L	0.005000		109	70-130			
Hexachlorobutadiene	0.0054	0.00050	mg/L	0.005000		108	70-130			
Isopropylbenzene	0.0055	0.00050	mg/L	0.005000		111	70-130			
Methyl tert-Butyl Ether (MTBE)	0.0055	0.00050	mg/L	0.005000		110	0-200			
Methylene chloride	0.0054	0.00050	mg/L	0.005000		108	70-130			
Naphthalene	0.0051	0.00050	mg/L	0.005000		102	70-130			
n-Butylbenzene	0.0056	0.00050	mg/L	0.005000		112	70-130			
n-Propylbenzene	0.0055	0.00050	mg/L	0.005000		111	70-130			
sec-Butylbenzene	0.0056	0.00050	mg/L	0.005000		111	70-130			
Styrene	0.0054	0.00050	mg/L	0.005000		108	70-130			

Client: University of Arizona- Risk Management Services
Project: Page Ranch
Work Order: 14J0572
Date Received: 10/15/2014

QC Summary

Analyte	Result	Reporting Limit	Units	Spike Level	Source Result	%REC	%REC Limits	RPD	RPD Limit	Qual
Batch 1410332 - EPA 524.2										
LCS (1410332-BS1)				Prepared & Analyzed: 10/27/2014						
tert-Butylbenzene	0.0055	0.00050	mg/L	0.005000		109	70-130			
Tetrachloroethene	0.0054	0.00050	mg/L	0.005000		109	70-130			
Toluene	0.0053	0.00050	mg/L	0.005000		106	70-130			
trans-1,2-Dichloroethene	0.0054	0.00050	mg/L	0.005000		108	70-130			
trans-1,3-Dichloropropene	0.0055	0.00050	mg/L	0.005000		110	70-130			
Trichloroethene	0.0055	0.00050	mg/L	0.005000		110	70-130			
Trichlorofluoromethane	0.0063	0.00050	mg/L	0.005000		126	70-130			
TTHMs	0.020	0.00050	mg/L				70-130			
Vinyl chloride	0.0057	0.00050	mg/L	0.005000		113	70-130			
Xylenes, Total	0.016	0.0015	mg/L				70-130			
Surrogate: 1,2-Dichlorobenzene-d4	*0.93*		*ug/L*	*1.000*		*93*	*70-130*			
Surrogate: 4-Bromofluorobenzene	*0.99*		*ug/L*	*1.000*		*99*	*70-130*			

Client: University of Arizona- Risk Management Services
Project: Page Ranch
Work Order: 14J0572
Date Received: 10/15/2014

QC Summary

Analyte	Result	Reporting Limit	Units	Spike Level	Source Result	%REC	%REC Limits	RPD	RPD Limit	Qual
Batch 1410332 - EPA 524.2										
LCS Dup (1410332-BSD1)				Prepared & Analyzed: 10/27/2014						
1,1,1,2-Tetrachloroethane	0.0054	0.00050	mg/L	0.005000		107	70-130	3	20	
1,1,1-Trichloroethane	0.0060	0.00050	mg/L	0.005000		120	70-130	1	20	
1,1,2,2-Tetrachloroethane	0.0052	0.00050	mg/L	0.005000		105	70-130	1	20	
1,1,2-Trichloroethane	0.0052	0.00050	mg/L	0.005000		103	70-130	0	20	
1,1-Dichloroethane	0.0057	0.00050	mg/L	0.005000		114	70-130	0.7	20	
1,1-Dichloroethene	0.0059	0.00050	mg/L	0.005000		119	70-130	0.8	20	
1,1-Dichloropropene	0.0056	0.00050	mg/L	0.005000		112	70-130	0.4	20	
1,2,3-Trichlorobenzene	0.0053	0.00050	mg/L	0.005000		107	70-130	1	20	
1,2,3-Trichloropropane	0.0051	0.00050	mg/L	0.005000		103	70-130	5	20	
1,2,4-Trichlorobenzene	0.0053	0.00050	mg/L	0.005000		106	70-130	0.2	20	
1,2,4-Trimethylbenzene	0.0057	0.00050	mg/L	0.005000		114	70-130	2	20	
1,2-Dichlorobenzene	0.0054	0.00050	mg/L	0.005000		107	70-130	0	20	
1,2-Dichloroethane	0.0061	0.00050	mg/L	0.005000		122	70-130	0.7	20	
1,2-Dichloropropane	0.0053	0.00050	mg/L	0.005000		105	70-130	0.9	20	
1,3,5-Trimethylbenzene	0.0056	0.00050	mg/L	0.005000		113	70-130	0.5	20	
1,3-Dichlorobenzene	0.0055	0.00050	mg/L	0.005000		109	70-130	3	20	
1,3-Dichloropropane	0.0054	0.00050	mg/L	0.005000		108	70-130	0.6	20	
1,4-Dichlorobenzene	0.0053	0.00050	mg/L	0.005000		105	70-130	0.9	20	
2,2-Dichloropropane	0.0063	0.00050	mg/L	0.005000		126	70-130	0.3	20	
2-Chlorotoluene	0.0056	0.00050	mg/L	0.005000		112	70-130	0.2	20	
4-Chlorotoluene	0.0056	0.00050	mg/L	0.005000		113	70-130	0.7	20	
4-Isopropyltoluene	0.0057	0.00050	mg/L	0.005000		113	70-130	2	20	
Benzene	0.0054	0.00050	mg/L	0.005000		107	70-130	0.2	20	
Bromobenzene	0.0052	0.00050	mg/L	0.005000		103	70-130	2	20	
Bromochloromethane	0.0047	0.00050	mg/L	0.005000		94	70-130	1	20	
Bromodichloromethane	0.0056	0.00050	mg/L	0.005000		111	70-130	0.9	20	
Bromoform	0.0051	0.00050	mg/L	0.005000		102	70-130	3	20	
Bromomethane	0.0064	0.00050	mg/L	0.005000		129	70-130	3	20	
Carbon tetrachloride	0.0058	0.00050	mg/L	0.005000		116	70-130	1	20	
Chlorobenzene	0.0054	0.00050	mg/L	0.005000		108	70-130	0.4	20	
Chloroethane	0.0056	0.00050	mg/L	0.005000		112	70-130	1	20	
Chloroform	0.0060	0.00050	mg/L	0.005000		121	70-130	29	20	R1
Chloromethane	0.0056	0.00050	mg/L	0.005000		112	70-130	2	20	
cis-1,2-Dichloroethene	0.0053	0.00050	mg/L	0.005000		106	70-130	2	20	
cis-1,3-Dichloropropene	0.0055	0.00050	mg/L	0.005000		110	70-130	3	20	
Dibromochloromethane	0.0052	0.00050	mg/L	0.005000		105	70-130	3	20	
Dibromomethane	0.0053	0.00050	mg/L	0.005000		106	70-130	0.6	20	
Dichlorodifluoromethane	0.0061	0.00050	mg/L	0.005000		121	70-130	0.2	20	
Ethylbenzene	0.0055	0.00050	mg/L	0.005000		111	70-130	1	20	
Hexachlorobutadiene	0.0053	0.00050	mg/L	0.005000		106	70-130	1	20	
Isopropylbenzene	0.0056	0.00050	mg/L	0.005000		111	70-130	0.7	20	
Methyl tert-Butyl Ether (MTBE)	0.0055	0.00050	mg/L	0.005000		110	0-200	0.2	200	
Methylene chloride	0.0056	0.00050	mg/L	0.005000		112	70-130	4	20	
Naphthalene	0.0053	0.00050	mg/L	0.005000		105	70-130	3	20	
n-Butylbenzene	0.0057	0.00050	mg/L	0.005000		115	70-130	3	20	
n-Propylbenzene	0.0056	0.00050	mg/L	0.005000		112	70-130	1	20	
sec-Butylbenzene	0.0056	0.00050	mg/L	0.005000		111	70-130	0.2	20	
Styrene	0.0056	0.00050	mg/L	0.005000		111	70-130	3	20	

Client: University of Arizona- Risk Management Services
Project: Page Ranch
Work Order: 14J0572
Date Received: 10/15/2014

QC Summary

Analyte	Result	Reporting Limit	Units	Spike Level	Source Result	%REC	%REC Limits	RPD	RPD Limit	Qual
Batch 1410332 - EPA 524.2										
LCS Dup (1410332-BSD1)				Prepared & Analyzed: 10/27/2014						
tert-Butylbenzene	0.0055	0.00050	mg/L	0.005000		111	70-130	1	20	
Tetrachloroethene	0.0054	0.00050	mg/L	0.005000		108	70-130	0.4	20	
Toluene	0.0053	0.00050	mg/L	0.005000		107	70-130	0.8	20	
trans-1,2-Dichloroethene	0.0055	0.00050	mg/L	0.005000		110	70-130	2	20	
trans-1,3-Dichloropropene	0.0054	0.00050	mg/L	0.005000		107	70-130	3	20	
Trichloroethene	0.0055	0.00050	mg/L	0.005000		110	70-130	0	20	
Trichlorofluoromethane	0.0063	0.00050	mg/L	0.005000		127	70-130	0.5	20	
TTHMs	0.022	0.00050	mg/L				70-130	7	20	
Vinyl chloride	0.0057	0.00050	mg/L	0.005000		114	70-130	1	20	
Xylenes, Total	0.017	0.0015	mg/L				70-130	3	20	
Surrogate: 1,2-Dichlorobenzene-d4	*0.92*		*ug/L*	*1.000*		*92*	*70-130*			
Surrogate: 4-Bromofluorobenzene	*1.0*		*ug/L*	*1.000*		*100*	*70-130*			

Client: University of Arizona- Risk Management Services
Project: Page Ranch
Work Order: 14J0572
Date Received: 10/15/2014

QC Summary

Analyte	Result	Reporting Limit	Units	Spike Level	Source Result	%REC	%REC Limits	RPD	RPD Limit	Qual
Batch 1410248 - E300										
Blank (1410248-BLK1)				Prepared & Analyzed: 10/21/2014						
Chloride	ND	1.0	mg/L							
Sulfate	ND	5.0	mg/L							
LCS (1410248-BS1)				Prepared & Analyzed: 10/21/2014						
Chloride	12	1.0	mg/L	12.50		96	90-110			
Sulfate	12	5.0	mg/L	12.50		97	90-110			
LCS Dup (1410248-BSD1)				Prepared & Analyzed: 10/21/2014						
Chloride	12	1.0	mg/L	12.50		97	90-110	0.4	10	
Sulfate	12	5.0	mg/L	12.50		98	90-110	0.7	10	
Matrix Spike (1410248-MS2)	**Source: 14J0685-01**			Prepared: 10/21/2014 Analyzed: 10/22/2014						
Chloride	19	1.0	mg/L	12.50	7.1	96	80-120			
Sulfate	27	5.0	mg/L	12.50	16	93	80-120			
Matrix Spike (1410248-MS3)	**Source: 14J0690-01**			Prepared: 10/21/2014 Analyzed: 10/22/2014						
Chloride	76	1.0	mg/L	12.50	63	99	80-120			M3
Sulfate	130	5.0	mg/L	12.50	110	94	80-120			M3
Matrix Spike (1410248-MS4)	**Source: 14J0676-05RE1**			Prepared: 10/21/2014 Analyzed: 10/22/2014						
Chloride	22		mg/L	12.50	9.2	99	80-120			
Sulfate	22		mg/L	12.50	9.8	99	80-120			
Matrix Spike (1410248-MS5)	**Source: 14J0685-01**			Prepared: 10/21/2014 Analyzed: 10/22/2014						
Sulfate	20		mg/L	12.50	7.9	94	80-120			
Matrix Spike Dup (1410248-MSD2)	**Source: 14J0685-01**			Prepared: 10/21/2014 Analyzed: 10/22/2014						
Chloride	19	1.0	mg/L	12.50	7.1	96	80-120	0.1	10	
Sulfate	27	5.0	mg/L	12.50	16	93	80-120	0.1	10	
Matrix Spike Dup (1410248-MSD3)	**Source: 14J0690-01**			Prepared: 10/21/2014 Analyzed: 10/22/2014						
Chloride	75	1.0	mg/L	12.50	63	95	80-120	0.7	10	M3
Sulfate	120	5.0	mg/L	12.50	110	85	80-120	0.8	10	M3
Matrix Spike Dup (1410248-MSD4)	**Source: 14J0676-05RE1**			Prepared: 10/21/2014 Analyzed: 10/22/2014						
Chloride	22		mg/L	12.50	9.2	99	80-120	0.2	10	
Sulfate	22		mg/L	12.50	9.8	98	80-120	0.3	10	

TURNER LABORATORIES INC.
2445 N. Coyote Drive, Suite 104
Tucson, Arizona 85745
(520) 882-5880
Fax: (520) 882-9788
www.turnerlabs.com

CHAIN OF CUSTODY/LABORATORY ANALYSIS REQUEST FORM

TURNER WORK ORDER # 1450572 DATE 10/15/14 PAGE 1 OF 1

PROJECT NAME Page Ranch #
CONTACT NAME Lloyd Wundrock
COMPANY NAME UA Risk Management
ADDRESS PO Box 210300 Tucson, AZ 85721
PHONE 621-1790 FAX 621-3706
SAMPLER'S SIGNATURE

CIRCLE ANALYSIS REQUESTED AND/OR CHECK THE APPROPRIATE BOX

SAMPLE I.D.	DATE	TIME	LAB I.D.	SAMPLE MATRIX*	NUMBER OF CONTAINERS	Base Neutrals 625/(8270)	Acids	Volatile Organics 624/(624.2)/8260	THMS	HAAs	Pesticides (8081)	PCB's 8082	NO_2	NO_3	TKN	Oil and Grease Grav. 1664A	VOA	TCLP Analysis Semi-VOA	Pest.	TCLP	Dissolved	Metals Total	RCRA8	Total	Cyanide Amen.	WAD	SDWA-INORGANICS PRIMARY	SECONDARY	MPN	Coliform Collert	pH	Cl_2	COD	TSS	BOD	Total Metals	Total Anions	SO4
MW# 1	10/15/14			GW		X	X		X																									X	X	X	
Trip Blank		0945					X																													X	
		0850																																			
		KMW																																			

1. RELINQUISHED BY:
Signature: Lloyd Wundrock
Printed Name: LMWUNDROCK
Firm: UofA
Date/Time: 10/15/14 1200hrs

2. RECEIVED BY:
Signature:
Printed Name: UA
Firm: 10/15/14 1200
Date/Time

TURNAROUND REQUIREMENTS:
- [x] Standard (approx. 10 days)*
- [ ] Next Day [ ] 2 Day [ ] 5 Day*
- [ ] Email Preliminary Results To:

* Working Days

REPORT REQUIREMENTS:
- [ ] I. Routine Report
- [ ] II. Report (includes DUP, MS, MSD, as required, may be charged as samples)
- [x] III. Date Validation Report (Includes All Raw Data) Add 10% to invoice

INVOICE INFORMATION:
Account [ ] Y [ ] N
P.O. #
Bill to:

SAMPLE RECEIPT:
Total Containers 14
Temperature 0.9
[x] Wet Ice [ ] Blue Ice

3. RELINQUISHED BY:
Signature:
Printed Name: UA
Firm: 10/15/14 1315
Date/Time

4. RECEIVED BY:
Signature:
Printed Name:
Firm: TURNER LABORATORIES, INC.
Date/Time: 10/15/14 1315

* LEGEND
- DW = DRINKING WATER
- GW = GROUNDWATER
- SD = SOLID
- SG = SLUDGE
- SL = SOIL
- ST = STORMWATER
- WW = WASTEWATER

SPECIAL INSTRUCTIONS/COMMENTS:

Compliance Analysis:	[ ] Yes [ ] No	Custody Seals	[ ]	Preservation Confirmation	[Y]
ADEQ Forms:	[ ] Yes [ ] No	Container Intact	[Y]	Appropriate Head Space	[Y]
Mail ADEQ Forms:	[ ] Yes [ ] No	COC / Labels Agree	[Y]	Received Within Hold Time	[Y]

Metals-Mn, NA Anions-Cl, So4 QA/QC Level III Package
Hard Copy Report/Writable CD Send Report to ADEQ electronically

November 10, 2014

Jeff Christensen
University of Arizona- Risk Management Services
PO Box 210300, RM A414
Tucson, AZ 85721

TEL (520) 621-5861
FAX (520) 621-3706

Work Order No.: 14J0573
Order Name: MW#2

RE: Page Ranch

Dear Jeff Christensen,

Turner Laboratories, Inc. received 2 sample(s) on 10/15/2014 for the analyses presented in the following report.

All results are intended to be considered in their entirety, and Turner Laboratories, Inc. is not responsible for use of less than the complete report. Results apply only to the samples analyzed. Samples will be disposed of 30 days after issue of our report unless special arrangements are made.

The pages that follow may contain sensitive, privileged or confidential information intended solely for the addressee named above. If you receive this message and are not the agent or employee of the addressee, this communication has been sent in error. Please do not disseminate or copy any of the attached and notify the sender immediately by telephone. Please also return the attached sheet(s) to the sender by mail.

Please call if you have any questions.

Respectfully submitted,

Turner Laboratories, Inc.
ADHS License AZ0066

Terri L. Garcia

Terri Garcia
Technical Director

Turner Laboratories, Inc.

Date: 11/10/2014

Client: University of Arizona- Risk Management Servic
Project: Page Ranch
Work Order: 14J0573
Date Received: 10/15/2014

Order: MW#2

Work Order Sample Summary

Lab Sample ID	Client Sample ID	Matrix	Collection Date/Time
14J0573-01	MW #2	Drinking Water	10/15/2014 1045
14J0573-02	Trip Blank	Trip Blank	10/15/2014 0000

Client: University of Arizona- Risk Management Services
Project: Page Ranch
Work Order: 14J0573
Date Received: 10/15/2014

Case Narrative

B1	Target analyte detected in the method blank at or above the method reporting limit.
L1	The associated LCS/LCSD recovery was above laboratory acceptance limits.
M2	Matrix spike recovery was low; the associated LCS/LCSD was acceptable.
M3	The spike recovery value is unusable since the analyte concentration in the sample is disproportionate to the spike level. The associated LCS/LCSD recovery was acceptable.
R1	RPD/RSD exceeded the method acceptance limit. See case narrative.
S4	Surrogate recovery was above laboratory and method acceptance limits. No target analytes were detected in the sample.

All soil, sludge, and solid matrix determinations are reported on a wet weight basis unless otherwise noted.

ND	Not Detected at or above the PQL
PQL	Practical Quantitation Limit
DF	Dilution Factor

Turner Laboratories, Inc.

Date: 11/10/2014

Client: University of Arizona- Risk Management Se
Project: Page Ranch
Work Order: 14J0573
Lab Sample ID: 14J0573-01

Client Sample ID: MW #2
Collection Date/Time: 10/15/2014 1045
Matrix: Drinking Water
Order Name: MW#2

Analyses	Result	PQL	Qual	Units	DF	Prep Date	Analysis Date	Analyst
ICP Total Metals-E200.7								
Manganese	0.071	0.020		mg/L	1	10/17/2014 0835	10/18/2014 1609	RAD
Sodium	33	5.0		mg/L	1	10/17/2014 0835	10/18/2014 1609	RAD
Anions by Ion Chromatography-E300								
Chloride	6.3	1.0		mg/L	1	10/23/2014 0800	10/23/2014 1200	AC
Sulfate	ND	5.0		mg/L	1	10/23/2014 0800	10/23/2014 1200	AC
EDB and DBCP-E504.1								
1,2-Dibromo-3-chloropropane	ND	0.000020		mg/L	1	10/17/2014 0739	10/18/2014 0103	MD
1,2-Dibromoethane	ND	0.000010		mg/L	1	10/17/2014 0739	10/18/2014 0103	MD
Surr: Tetrachloro-m-xylene	*101*	*70-130*		*%REC*	*1*	*10/17/2014 0739*	*10/18/2014 103*	*MD*
Volatile Organic Compounds by GC/MS-EPA 524.2								
1,1,1,2-Tetrachloroethane	ND	0.00050		mg/L	1	10/27/2014 1010	10/27/2014 1636	KP
1,1,1-Trichloroethane	ND	0.00050		mg/L	1	10/27/2014 1010	10/27/2014 1636	KP
1,1,2,2-Tetrachloroethane	ND	0.00050		mg/L	1	10/27/2014 1010	10/27/2014 1636	KP
1,1,2-Trichloroethane	ND	0.00050		mg/L	1	10/27/2014 1010	10/27/2014 1636	KP
1,1-Dichloroethane	ND	0.00050		mg/L	1	10/27/2014 1010	10/27/2014 1636	KP
1,1-Dichloroethene	ND	0.00050		mg/L	1	10/27/2014 1010	10/27/2014 1636	KP
1,1-Dichloropropene	ND	0.00050		mg/L	1	10/27/2014 1010	10/27/2014 1636	KP
1,2,3-Trichlorobenzene	ND	0.00050		mg/L	1	10/27/2014 1010	10/27/2014 1636	KP
1,2,3-Trichloropropane	ND	0.00050		mg/L	1	10/27/2014 1010	10/27/2014 1636	KP
1,2,4-Trichlorobenzene	ND	0.00050		mg/L	1	10/27/2014 1010	10/27/2014 1636	KP
1,2,4-Trimethylbenzene	ND	0.00050		mg/L	1	10/27/2014 1010	10/27/2014 1636	KP
1,2-Dichlorobenzene	ND	0.00050		mg/L	1	10/27/2014 1010	10/27/2014 1636	KP
1,2-Dichloroethane	ND	0.00050		mg/L	1	10/27/2014 1010	10/27/2014 1636	KP
1,2-Dichloropropane	ND	0.00050		mg/L	1	10/27/2014 1010	10/27/2014 1636	KP
1,3,5-Trimethylbenzene	ND	0.00050		mg/L	1	10/27/2014 1010	10/27/2014 1636	KP
1,3-Dichlorobenzene	ND	0.00050		mg/L	1	10/27/2014 1010	10/27/2014 1636	KP
1,3-Dichloropropane	ND	0.00050		mg/L	1	10/27/2014 1010	10/27/2014 1636	KP
1,4-Dichlorobenzene	ND	0.00050		mg/L	1	10/27/2014 1010	10/27/2014 1636	KP
2,2-Dichloropropane	ND	0.00050		mg/L	1	10/27/2014 1010	10/27/2014 1636	KP
2-Chlorotoluene	ND	0.00050		mg/L	1	10/27/2014 1010	10/27/2014 1636	KP
4-Chlorotoluene	ND	0.00050		mg/L	1	10/27/2014 1010	10/27/2014 1636	KP
4-Isopropyltoluene	ND	0.00050		mg/L	1	10/27/2014 1010	10/27/2014 1636	KP
Benzene	ND	0.00050		mg/L	1	10/27/2014 1010	10/27/2014 1636	KP
Bromobenzene	ND	0.00050		mg/L	1	10/27/2014 1010	10/27/2014 1636	KP
Bromochloromethane	ND	0.00050		mg/L	1	10/27/2014 1010	10/27/2014 1636	KP
Bromodichloromethane	ND	0.00050		mg/L	1	10/27/2014 1010	10/27/2014 1636	KP
Bromoform	ND	0.00050		mg/L	1	10/27/2014 1010	10/27/2014 1636	KP

Turner Laboratories, Inc.

Date: 11/10/2014

Client: University of Arizona- Risk Management Se
Project: Page Ranch
Work Order: 14J0573
Lab Sample ID: 14J0573-01

Client Sample ID: MW #2
Collection Date/Time: 10/15/2014 1045
Matrix: Drinking Water
Order Name: MW#2

Analyses	Result	PQL	Qual	Units	DF	Prep Date	Analysis Date	Analyst
Bromomethane	ND	0.00050		mg/L	1	10/27/2014 1010	10/27/2014 1636	KP
Carbon tetrachloride	ND	0.00050		mg/L	1	10/27/2014 1010	10/27/2014 1636	KP
Chlorobenzene	ND	0.00050		mg/L	1	10/27/2014 1010	10/27/2014 1636	KP
Chloroethane	ND	0.00050		mg/L	1	10/27/2014 1010	10/27/2014 1636	KP
Chloroform	ND	0.00050		mg/L	1	10/27/2014 1010	10/27/2014 1636	KP
Chloromethane	ND	0.00050		mg/L	1	10/27/2014 1010	10/27/2014 1636	KP
cis-1,2-Dichloroethene	ND	0.00050		mg/L	1	10/27/2014 1010	10/27/2014 1636	KP
cis-1,3-Dichloropropene	ND	0.00050		mg/L	1	10/27/2014 1010	10/27/2014 1636	KP
Dibromochloromethane	ND	0.00050		mg/L	1	10/27/2014 1010	10/27/2014 1636	KP
Dibromomethane	ND	0.00050		mg/L	1	10/27/2014 1010	10/27/2014 1636	KP
Dichlorodifluoromethane	ND	0.00050		mg/L	1	10/27/2014 1010	10/27/2014 1636	KP
Ethylbenzene	ND	0.00050		mg/L	1	10/27/2014 1010	10/27/2014 1636	KP
Hexachlorobutadiene	ND	0.00050		mg/L	1	10/27/2014 1010	10/27/2014 1636	KP
Isopropylbenzene	ND	0.00050		mg/L	1	10/27/2014 1010	10/27/2014 1636	KP
Methylene chloride	ND	0.00050		mg/L	1	10/27/2014 1010	10/27/2014 1636	KP
Naphthalene	ND	0.00050		mg/L	1	10/27/2014 1010	10/27/2014 1636	KP
n-Butylbenzene	ND	0.00050		mg/L	1	10/27/2014 1010	10/27/2014 1636	KP
n-Propylbenzene	ND	0.00050		mg/L	1	10/27/2014 1010	10/27/2014 1636	KP
sec-Butylbenzene	ND	0.00050		mg/L	1	10/27/2014 1010	10/27/2014 1636	KP
Styrene	ND	0.00050		mg/L	1	10/27/2014 1010	10/27/2014 1636	KP
tert-Butylbenzene	ND	0.00050		mg/L	1	10/27/2014 1010	10/27/2014 1636	KP
Tetrachloroethene	ND	0.00050		mg/L	1	10/27/2014 1010	10/27/2014 1636	KP
Toluene	ND	0.00050		mg/L	1	10/27/2014 1010	10/27/2014 1636	KP
trans-1,2-Dichloroethene	ND	0.00050		mg/L	1	10/27/2014 1010	10/27/2014 1636	KP
trans-1,3-Dichloropropene	ND	0.00050		mg/L	1	10/27/2014 1010	10/27/2014 1636	KP
Trichloroethene	ND	0.00050		mg/L	1	10/27/2014 1010	10/27/2014 1636	KP
Trichlorofluoromethane	ND	0.00050		mg/L	1	10/27/2014 1010	10/27/2014 1636	KP
TTHMs	ND	0.00050		mg/L	1	10/27/2014 1010	10/27/2014 1636	KP
Vinyl chloride	ND	0.00050		mg/L	1	10/27/2014 1010	10/27/2014 1636	KP
Xylenes, Total	ND	0.0015		mg/L	1	10/27/2014 1010	10/27/2014 1636	KP
Surr: 1,2-Dichlorobenzene-d4	*92*	*70-130*		*%REC*	*1*	*10/27/2014 1010*	*10/27/2014 1636*	*KP*
Surr: 4-Bromofluorobenzene	*93*	*70-130*		*%REC*	*1*	*10/27/2014 1010*	*10/27/2014 1636*	*KP*
Organochlorine Pesticides-SW8081A								
4,4´-DDD	ND	0.10		ug/L	1	10/16/2014 0836	10/20/2014 1841	MD
4,4´-DDE	ND	0.10		ug/L	1	10/16/2014 0836	10/20/2014 1841	MD
4,4´-DDT	ND	0.10		ug/L	1	10/16/2014 0836	10/20/2014 1841	MD
Aldrin	ND	0.10		ug/L	1	10/16/2014 0836	10/20/2014 1841	MD
alpha-BHC	ND	0.10		ug/L	1	10/16/2014 0836	10/20/2014 1841	MD
alpha-Chlordane	ND	0.10		ug/L	1	10/16/2014 0836	10/21/2014 0042	MD
beta-BHC	ND	0.10		ug/L	1	10/16/2014 0836	10/20/2014 1841	MD
delta-BHC	ND	0.10		ug/L	1	10/16/2014 0836	10/20/2014 1841	MD

Turner Laboratories, Inc.

Date: 11/10/2014

Client: University of Arizona- Risk Management Se
Project: Page Ranch
Work Order: 14J0573
Lab Sample ID: 14J0573-01

Client Sample ID: MW #2
Collection Date/Time: 10/15/2014 1045
Matrix: Drinking Water
Order Name: MW#2

Analyses	Result	PQL	Qual	Units	DF	Prep Date	Analysis Date	Analyst
Dieldrin	ND	0.10		ug/L	1	10/16/2014 0836	10/20/2014 1841	MD
Endosulfan I	ND	0.10		ug/L	1	10/16/2014 0836	10/20/2014 1841	MD
Endosulfan II	ND	0.10		ug/L	1	10/16/2014 0836	10/20/2014 1841	MD
Endosulfan sulfate	ND	0.10		ug/L	1	10/16/2014 0836	10/20/2014 1841	MD
Endrin	ND	0.10		ug/L	1	10/16/2014 0836	10/20/2014 1841	MD
Endrin aldehyde	ND	0.10		ug/L	1	10/16/2014 0836	10/20/2014 1841	MD
Endrin ketone	ND	0.10		ug/L	1	10/16/2014 0836	10/20/2014 1841	MD
gamma-BHC	ND	0.10		ug/L	1	10/16/2014 0836	10/20/2014 1841	MD
gamma-Chlordane	ND	0.10		ug/L	1	10/16/2014 0836	10/21/2014 0042	MD
Heptachlor	ND	0.10		ug/L	1	10/16/2014 0836	10/20/2014 1841	MD
Heptachlor epoxide	ND	0.10		ug/L	1	10/16/2014 0836	10/20/2014 1841	MD
Methoxychlor	ND	0.10		ug/L	1	10/16/2014 0836	10/20/2014 1841	MD
Toxaphene	ND	1.0		ug/L	1	10/16/2014 0836	10/20/2014 1841	MD
Surr: Decachlorobiphenyl	*100*	*38.8-124*		*%REC*	*1*	*10/16/2014 0836*	*10/20/2014 1841*	*MD*
Surr: Tetrachloro-m-xylene	*79*	*40-118.3*		*%REC*	*1*	*10/16/2014 0836*	*10/20/2014 1841*	*MD*
Semivolatile Organic Compounds-SW8270C								
1,2,4-Trichlorobenzene	ND	10		ug/L	1	10/21/2014 1511	10/24/2014 1743	MD
1,2-Dichlorobenzene	ND	10		ug/L	1	10/21/2014 1511	10/24/2014 1743	MD
1,3-Dichlorobenzene	ND	10		ug/L	1	10/21/2014 1511	10/24/2014 1743	MD
1,4-Dichlorobenzene	ND	10		ug/L	1	10/21/2014 1511	10/24/2014 1743	MD
2,4,5-Trichlorophenol	ND	10		ug/L	1	10/21/2014 1511	10/24/2014 1743	MD
2,4,6-Trichlorophenol	ND	10		ug/L	1	10/21/2014 1511	10/24/2014 1743	MD
2,4-Dichlorophenol	ND	10		ug/L	1	10/21/2014 1511	10/24/2014 1743	MD
2,4-Dimethylphenol	ND	10		ug/L	1	10/21/2014 1511	10/24/2014 1743	MD
2,4-Dinitrophenol	ND	50		ug/L	1	10/21/2014 1511	10/24/2014 1743	MD
2,4-Dinitrotoluene	ND	10		ug/L	1	10/21/2014 1511	10/24/2014 1743	MD
2,6-Dinitrotoluene	ND	10		ug/L	1	10/21/2014 1511	10/24/2014 1743	MD
2-Chloronaphthalene	ND	10		ug/L	1	10/21/2014 1511	10/24/2014 1743	MD
2-Chlorophenol	ND	10		ug/L	1	10/21/2014 1511	10/24/2014 1743	MD
2-Methylnaphthalene	ND	5.0		ug/L	1	10/21/2014 1511	10/24/2014 1743	MD
2-Methylphenol	ND	10		ug/L	1	10/21/2014 1511	10/24/2014 1743	MD
2-Nitroaniline	ND	20		ug/L	1	10/21/2014 1511	10/24/2014 1743	MD
2-Nitrophenol	ND	10		ug/L	1	10/21/2014 1511	10/24/2014 1743	MD
3,3´-Dichlorobenzidine	ND	20		ug/L	1	10/21/2014 1511	10/24/2014 1743	MD
3,4-Methylphenol	ND	10		ug/L	1	10/21/2014 1511	10/24/2014 1743	MD
3-Nitroaniline	ND	20		ug/L	1	10/21/2014 1511	10/24/2014 1743	MD
4,6-Dinitro-2-methylphenol	ND	20		ug/L	1	10/21/2014 1511	10/24/2014 1743	MD
4-Bromophenyl phenyl ether	ND	10		ug/L	1	10/21/2014 1511	10/24/2014 1743	MD
4-Chloro-3-methylphenol	ND	10		ug/L	1	10/21/2014 1511	10/24/2014 1743	MD
4-Chloroaniline	ND	20		ug/L	1	10/21/2014 1511	10/24/2014 1743	MD
4-Chlorophenyl phenyl ether	ND	10		ug/L	1	10/21/2014 1511	10/24/2014 1743	MD

Turner Laboratories, Inc.

Date: 11/10/2014

Client: University of Arizona- Risk Management Se
Project: Page Ranch
Work Order: 14J0573
Lab Sample ID: 14J0573-01

Client Sample ID: MW #2
Collection Date/Time: 10/15/2014 1045
Matrix: Drinking Water
Order Name: MW#2

Analyses	Result	PQL	Qual	Units	DF	Prep Date	Analysis Date	Analyst
4-Nitroaniline	ND	20		ug/L	1	10/21/2014 1511	10/24/2014 1743	MD
4-Nitrophenol	ND	50		ug/L	1	10/21/2014 1511	10/24/2014 1743	MD
Acenaphthene	ND	5.0		ug/L	1	10/21/2014 1511	10/24/2014 1743	MD
Acenaphthylene	ND	5.0		ug/L	1	10/21/2014 1511	10/24/2014 1743	MD
Aniline	ND	20		ug/L	1	10/21/2014 1511	10/24/2014 1743	MD
Anthracene	ND	5.0		ug/L	1	10/21/2014 1511	10/24/2014 1743	MD
Benzo[a]anthracene	ND	5.0		ug/L	1	10/21/2014 1511	10/24/2014 1743	MD
Benzo[a]pyrene	ND	5.0		ug/L	1	10/21/2014 1511	10/24/2014 1743	MD
Benzo[b,k]fluoranthene	ND	10		ug/L	1	10/21/2014 1511	10/24/2014 1743	MD
Benzo[g,h,i]perylene	ND	5.0		ug/L	1	10/21/2014 1511	10/24/2014 1743	MD
Benzoic acid	ND	50		ug/L	1	10/21/2014 1511	10/24/2014 1743	MD
Benzyl alcohol	ND	5.0		ug/L	1	10/21/2014 1511	10/24/2014 1743	MD
Bis(2-chloroethoxy)methane	ND	10		ug/L	1	10/21/2014 1511	10/24/2014 1743	MD
Bis(2-chloroethyl)ether	ND	10		ug/L	1	10/21/2014 1511	10/24/2014 1743	MD
Bis(2-chloroisopropyl)ether	ND	10		ug/L	1	10/21/2014 1511	10/24/2014 1743	MD
Bis(2-ethylhexyl)phthalate	ND	10		ug/L	1	10/21/2014 1511	10/24/2014 1743	MD
Butyl benzyl phthalate	ND	10		ug/L	1	10/21/2014 1511	10/24/2014 1743	MD
Chrysene	ND	5.0		ug/L	1	10/21/2014 1511	10/24/2014 1743	MD
Dibenzo[a,h]anthracene	ND	5.0		ug/L	1	10/21/2014 1511	10/24/2014 1743	MD
Dibenzofuran	ND	5.0		ug/L	1	10/21/2014 1511	10/24/2014 1743	MD
Diethyl phthalate	ND	10		ug/L	1	10/21/2014 1511	10/24/2014 1743	MD
Dimethyl phthalate	ND	10		ug/L	1	10/21/2014 1511	10/24/2014 1743	MD
Di-n-butyl phthalate	ND	10		ug/L	1	10/21/2014 1511	10/24/2014 1743	MD
Di-n-octyl phthalate	ND	10		ug/L	1	10/21/2014 1511	10/24/2014 1743	MD
Fluoranthene	ND	5.0		ug/L	1	10/21/2014 1511	10/24/2014 1743	MD
Fluorene	ND	5.0		ug/L	1	10/21/2014 1511	10/24/2014 1743	MD
Hexachlorobenzene	ND	10		ug/L	1	10/21/2014 1511	10/24/2014 1743	MD
Hexachlorobutadiene	ND	10		ug/L	1	10/21/2014 1511	10/24/2014 1743	MD
Hexachlorocyclopentadiene	ND	10		ug/L	1	10/21/2014 1511	10/24/2014 1743	MD
Hexachloroethane	ND	10		ug/L	1	10/21/2014 1511	10/24/2014 1743	MD
Indeno[1,2,3-cd]pyrene	ND	5.0		ug/L	1	10/21/2014 1511	10/24/2014 1743	MD
Isophorone	ND	10		ug/L	1	10/21/2014 1511	10/24/2014 1743	MD
Naphthalene	ND	5.0		ug/L	1	10/21/2014 1511	10/24/2014 1743	MD
Nitrobenzene	ND	10		ug/L	1	10/21/2014 1511	10/24/2014 1743	MD
N-Nitrosodimethylamine	ND	10		ug/L	1	10/21/2014 1511	10/24/2014 1743	MD
N-Nitrosodiphenylamine	ND	10		ug/L	1	10/21/2014 1511	10/24/2014 1743	MD
N-Nitrosodipropylamine	ND	10		ug/L	1	10/21/2014 1511	10/24/2014 1743	MD
Pentachlorophenol	ND	30		ug/L	1	10/21/2014 1511	10/24/2014 1743	MD
Phenanthrene	ND	5.0		ug/L	1	10/21/2014 1511	10/24/2014 1743	MD
Phenol	ND	10		ug/L	1	10/21/2014 1511	10/24/2014 1743	MD
Pyrene	ND	5.0		ug/L	1	10/21/2014 1511	10/24/2014 1743	MD
Surr: 2,4,6-Tribromophenol	*92*	*59-119.7*		*%REC*	*1*	*10/21/2014 1511*	*10/24/2014 1743*	*MD*

Turner Laboratories, Inc.

Date: 11/10/2014

Client:	University of Arizona- Risk Management Se	**Client Sample ID:**	MW #2
Project:	Page Ranch	**Collection Date/Time:**	10/15/2014 1045
Work Order:	14J0573	**Matrix:**	Drinking Water
Lab Sample ID:	14J0573-01	**Order Name:**	MW#2

Analyses	Result	PQL	Qual	Units	DF	Prep Date	Analysis Date	Analyst
Surr: 2-Fluorobiphenyl	*64*	*34.4-104.1*		*%REC*	*1*	*10/21/2014 1511*	*10/24/2014 1743*	*MD*
Surr: 2-Fluorophenol	*48*	*16.1-69*		*%REC*	*1*	*10/21/2014 1511*	*10/24/2014 1743*	*MD*
Surr: 4-Terphenyl-d14	*50*	*15.9-118.9*		*%REC*	*1*	*10/21/2014 1511*	*10/24/2014 1743*	*MD*
Surr: Nitrobenzene-d5	*60*	*32.1-102.5*		*%REC*	*1*	*10/21/2014 1511*	*10/24/2014 1743*	*MD*
Surr: Phenol-d6	*59*	*20.7-84.2*		*%REC*	*1*	*10/21/2014 1511*	*10/24/2014 1743*	*MD*

Turner Laboratories, Inc.

Date: 11/10/2014

Client:	University of Arizona- Risk Management Se	**Client Sample ID:**	Trip Blank
Project:	Page Ranch	**Collection Date/Time:**	10/15/2014 0000
Work Order:	14J0573	**Matrix:**	Trip Blank
Lab Sample ID:	14J0573-02	**Order Name:**	MW#2

Analyses	Result	PQL	Qual	Units	DF	Prep Date	Analysis Date	Analyst
EDB and DBCP-E504.1								
1,2-Dibromo-3-chloropropane	ND	0.000020		mg/L	1	10/17/2014 0739	10/18/2014 0138	MD
1,2-Dibromoethane	ND	0.000010		mg/L	1	10/17/2014 0739	10/18/2014 0138	MD
Surr: Tetrachloro-m-xylene	*103*	*70-130*		*%REC*	*1*	*10/17/2014 0739*	*10/18/2014 138*	*MD*
Volatile Organic Compounds by GC/MS-EPA 524.2								
1,1,1,2-Tetrachloroethane	ND	0.00050		mg/L	1	10/27/2014 1010	10/27/2014 1708	KP
1,1,1-Trichloroethane	ND	0.00050		mg/L	1	10/27/2014 1010	10/27/2014 1708	KP
1,1,2,2-Tetrachloroethane	ND	0.00050		mg/L	1	10/27/2014 1010	10/27/2014 1708	KP
1,1,2-Trichloroethane	ND	0.00050		mg/L	1	10/27/2014 1010	10/27/2014 1708	KP
1,1-Dichloroethane	ND	0.00050		mg/L	1	10/27/2014 1010	10/27/2014 1708	KP
1,1-Dichloroethene	ND	0.00050		mg/L	1	10/27/2014 1010	10/27/2014 1708	KP
1,1-Dichloropropene	ND	0.00050		mg/L	1	10/27/2014 1010	10/27/2014 1708	KP
1,2,3-Trichlorobenzene	ND	0.00050		mg/L	1	10/27/2014 1010	10/27/2014 1708	KP
1,2,3-Trichloropropane	ND	0.00050		mg/L	1	10/27/2014 1010	10/27/2014 1708	KP
1,2,4-Trichlorobenzene	ND	0.00050		mg/L	1	10/27/2014 1010	10/27/2014 1708	KP
1,2,4-Trimethylbenzene	ND	0.00050		mg/L	1	10/27/2014 1010	10/27/2014 1708	KP
1,2-Dichlorobenzene	ND	0.00050		mg/L	1	10/27/2014 1010	10/27/2014 1708	KP
1,2-Dichloroethane	ND	0.00050		mg/L	1	10/27/2014 1010	10/27/2014 1708	KP
1,2-Dichloropropane	ND	0.00050		mg/L	1	10/27/2014 1010	10/27/2014 1708	KP
1,3,5-Trimethylbenzene	ND	0.00050		mg/L	1	10/27/2014 1010	10/27/2014 1708	KP
1,3-Dichlorobenzene	ND	0.00050		mg/L	1	10/27/2014 1010	10/27/2014 1708	KP
1,3-Dichloropropane	ND	0.00050		mg/L	1	10/27/2014 1010	10/27/2014 1708	KP
1,4-Dichlorobenzene	ND	0.00050		mg/L	1	10/27/2014 1010	10/27/2014 1708	KP
2,2-Dichloropropane	ND	0.00050		mg/L	1	10/27/2014 1010	10/27/2014 1708	KP
2-Chlorotoluene	ND	0.00050		mg/L	1	10/27/2014 1010	10/27/2014 1708	KP
4-Chlorotoluene	ND	0.00050		mg/L	1	10/27/2014 1010	10/27/2014 1708	KP
4-Isopropyltoluene	ND	0.00050		mg/L	1	10/27/2014 1010	10/27/2014 1708	KP
Benzene	ND	0.00050		mg/L	1	10/27/2014 1010	10/27/2014 1708	KP
Bromobenzene	ND	0.00050		mg/L	1	10/27/2014 1010	10/27/2014 1708	KP
Bromochloromethane	ND	0.00050		mg/L	1	10/27/2014 1010	10/27/2014 1708	KP
Bromodichloromethane	ND	0.00050		mg/L	1	10/27/2014 1010	10/27/2014 1708	KP
Bromoform	ND	0.00050		mg/L	1	10/27/2014 1010	10/27/2014 1708	KP
Bromomethane	ND	0.00050		mg/L	1	10/27/2014 1010	10/27/2014 1708	KP
Carbon tetrachloride	ND	0.00050		mg/L	1	10/27/2014 1010	10/27/2014 1708	KP
Chlorobenzene	ND	0.00050		mg/L	1	10/27/2014 1010	10/27/2014 1708	KP
Chloroethane	ND	0.00050		mg/L	1	10/27/2014 1010	10/27/2014 1708	KP
Chloroform	ND	0.00050		mg/L	1	10/27/2014 1010	10/27/2014 1708	KP
Chloromethane	ND	0.00050		mg/L	1	10/27/2014 1010	10/27/2014 1708	KP
cis-1,2-Dichloroethene	ND	0.00050		mg/L	1	10/27/2014 1010	10/27/2014 1708	KP
cis-1,3-Dichloropropene	ND	0.00050		mg/L	1	10/27/2014 1010	10/27/2014 1708	KP
Dibromochloromethane	ND	0.00050		mg/L	1	10/27/2014 1010	10/27/2014 1708	KP

Turner Laboratories, Inc.

Date: 11/10/2014

Client:	University of Arizona- Risk Management Se	**Client Sample ID:**	Trip Blank
Project:	Page Ranch	**Collection Date/Time:**	10/15/2014 0000
Work Order:	14J0573	**Matrix:**	Trip Blank
Lab Sample ID:	14J0573-02	**Order Name:**	MW#2

Analyses	Result	PQL	Qual	Units	DF	Prep Date	Analysis Date	Analyst
Dibromomethane	ND	0.00050		mg/L	1	10/27/2014 1010	10/27/2014 1708	KP
Dichlorodifluoromethane	ND	0.00050		mg/L	1	10/27/2014 1010	10/27/2014 1708	KP
Ethylbenzene	ND	0.00050		mg/L	1	10/27/2014 1010	10/27/2014 1708	KP
Hexachlorobutadiene	ND	0.00050		mg/L	1	10/27/2014 1010	10/27/2014 1708	KP
Isopropylbenzene	ND	0.00050		mg/L	1	10/27/2014 1010	10/27/2014 1708	KP
Methylene chloride	ND	0.00050		mg/L	1	10/27/2014 1010	10/27/2014 1708	KP
Naphthalene	ND	0.00050		mg/L	1	10/27/2014 1010	10/27/2014 1708	KP
n-Butylbenzene	ND	0.00050		mg/L	1	10/27/2014 1010	10/27/2014 1708	KP
n-Propylbenzene	ND	0.00050		mg/L	1	10/27/2014 1010	10/27/2014 1708	KP
sec-Butylbenzene	ND	0.00050		mg/L	1	10/27/2014 1010	10/27/2014 1708	KP
Styrene	ND	0.00050		mg/L	1	10/27/2014 1010	10/27/2014 1708	KP
tert-Butylbenzene	ND	0.00050		mg/L	1	10/27/2014 1010	10/27/2014 1708	KP
Tetrachloroethene	ND	0.00050		mg/L	1	10/27/2014 1010	10/27/2014 1708	KP
Toluene	ND	0.00050		mg/L	1	10/27/2014 1010	10/27/2014 1708	KP
trans-1,2-Dichloroethene	ND	0.00050		mg/L	1	10/27/2014 1010	10/27/2014 1708	KP
trans-1,3-Dichloropropene	ND	0.00050		mg/L	1	10/27/2014 1010	10/27/2014 1708	KP
Trichloroethene	ND	0.00050		mg/L	1	10/27/2014 1010	10/27/2014 1708	KP
Trichlorofluoromethane	ND	0.00050		mg/L	1	10/27/2014 1010	10/27/2014 1708	KP
TTHMs	ND	0.00050		mg/L	1	10/27/2014 1010	10/27/2014 1708	KP
Vinyl chloride	ND	0.00050		mg/L	1	10/27/2014 1010	10/27/2014 1708	KP
Xylenes, Total	ND	0.0015		mg/L	1	10/27/2014 1010	10/27/2014 1708	KP
Surr: 1,2-Dichlorobenzene-d4	*89*	*70-130*		*%REC*	*1*	*10/27/2014 1010*	*10/27/2014 1708*	*KP*
Surr: 4-Bromofluorobenzene	*88*	*70-130*		*%REC*	*1*	*10/27/2014 1010*	*10/27/2014 1708*	*KP*

Client: University of Arizona- Risk Management Services
Project: Page Ranch
Work Order: 14J0573
Date Received: 10/15/2014

QC Summary

Analyte	Result	Reporting Limit	Units	Spike Level	Source Result	%REC	%REC Limits	RPD	RPD Limit	Qual
Batch 1410220 - E200.7										
Blank (1410220-BLK1)				Prepared: 10/17/2014 Analyzed: 10/18/2014						
Manganese	ND	0.020	mg/L							
Sodium	ND	5.0	mg/L							
LCS (1410220-BS1)				Prepared: 10/17/2014 Analyzed: 10/18/2014						
Manganese	0.49	0.020	mg/L	0.5000		98	85-115			
Sodium	10	5.0	mg/L	10.00		100	85-115			
LCS Dup (1410220-BSD1)				Prepared: 10/17/2014 Analyzed: 10/18/2014						
Manganese	0.49	0.020	mg/L	0.5000		98	85-115	0.03	20	
Sodium	10	5.0	mg/L	10.00		103	85-115	3	20	
Matrix Spike (1410220-MS1)		**Source: 14J0030-02**		Prepared: 10/17/2014 Analyzed: 10/18/2014						
Manganese	0.57	0.020	mg/L	0.5000	0.061	103	70-130			
Sodium	160	5.0	mg/L	10.00	150	61	70-130			M3
Matrix Spike (1410220-MS2)		**Source: 14J0573-01**		Prepared: 10/17/2014 Analyzed: 10/18/2014						
Manganese	0.58	0.020	mg/L	0.5000	0.071	103	70-130			
Sodium	44	5.0	mg/L	10.00	33	105	70-130			

Client: University of Arizona- Risk Management Services
Project: Page Ranch
Work Order: 14J0573
Date Received: 10/15/2014

QC Summary

Analyte	Result	Reporting Limit	Units	Spike Level	Source Result	%REC	%REC Limits	RPD	RPD Limit	Qual
Batch 1410196 - SW8081A										
Blank (1410196-BLK1)				Prepared: 10/16/2014 Analyzed: 10/20/2014						
4,4´-DDD	ND	0.10	ug/L							
4,4´-DDE	ND	0.10	ug/L							
4,4´-DDT	ND	0.10	ug/L							
Aldrin	ND	0.10	ug/L							
alpha-BHC	ND	0.10	ug/L							
alpha-Chlordane	ND	0.10	ug/L							
beta-BHC	ND	0.10	ug/L							
delta-BHC	ND	0.10	ug/L							
Dieldrin	ND	0.10	ug/L							
Endosulfan I	ND	0.10	ug/L							
Endosulfan II	ND	0.10	ug/L							
Endosulfan sulfate	ND	0.10	ug/L							
Endrin	ND	0.10	ug/L							
Endrin aldehyde	ND	0.10	ug/L							
Endrin ketone	ND	0.10	ug/L							
gamma-BHC	ND	0.10	ug/L							
gamma-Chlordane	ND	0.10	ug/L							
Heptachlor	ND	0.10	ug/L							
Heptachlor epoxide	ND	0.10	ug/L							
Methoxychlor	ND	0.10	ug/L							
Toxaphene	ND	1.0	ug/L							
Surrogate: Decachlorobiphenyl	*0.968*		*ug/L*	*1.000*		*97*	*38.8-124*			
Surrogate: Tetrachloro-m-xylene	*0.722*		*ug/L*	*1.000*		*72*	*40-118.3*			
LCS (1410196-BS1)				Prepared: 10/16/2014 Analyzed: 10/20/2014						
4,4´-DDT	0.89	0.10	ug/L	1.000		89	54.8-117.2			
Aldrin	0.39	0.10	ug/L	0.5000		78	53.1-105			
Dieldrin	0.69	0.10	ug/L	1.000		69	59.5-100.2			
Endrin	0.83	0.10	ug/L	1.000		83	58.1-100.7			
gamma-BHC	0.44	0.10	ug/L	0.5000		87	56.5-117.1			
Heptachlor	0.37	0.10	ug/L	0.5000		74	51.5-104.5			
Surrogate: Decachlorobiphenyl	*0.972*		*ug/L*	*1.000*		*97*	*54.4-123.3*			
Surrogate: Tetrachloro-m-xylene	*0.714*		*ug/L*	*1.000*		*71*	*37.5-105.7*			
LCS Dup (1410196-BSD1)				Prepared: 10/16/2014 Analyzed: 10/20/2014						
4,4´-DDT	0.93	0.10	ug/L	1.000		93	54.8-117.2	4	30	
Aldrin	0.40	0.10	ug/L	0.5000		80	53.1-105	3	30	
Dieldrin	0.72	0.10	ug/L	1.000		72	59.5-100.2	4	30	
Endrin	0.86	0.10	ug/L	1.000		86	58.1-100.7	3	30	
gamma-BHC	0.44	0.10	ug/L	0.5000		87	56.5-117.1	0.02	30	
Heptachlor	0.38	0.10	ug/L	0.5000		76	51.5-104.5	2	30	
Surrogate: Decachlorobiphenyl	*1.01*		*ug/L*	*1.000*		*101*	*54.4-123.3*			
Surrogate: Tetrachloro-m-xylene	*0.724*		*ug/L*	*1.000*		*72*	*37.5-105.7*			

Client: University of Arizona- Risk Management Services
Project: Page Ranch
Work Order: 14J0573
Date Received: 10/15/2014

QC Summary

Analyte	Result	Reporting Limit	Units	Spike Level	Source Result	%REC	%REC Limits	RPD	RPD Limit	Qual
Batch 1410196 - SW8081A										
Matrix Spike (1410196-MS1)		**Source: 14J0573-01**		Prepared: 10/16/2014 Analyzed: 10/20/2014						
4,4′-DDT	0.93	0.11	ug/L	1.050	ND	88	10.1-142.2			
Aldrin	0.41	0.11	ug/L	0.5252	ND	79	23.2-118.8			
Dieldrin	0.73	0.11	ug/L	1.050	ND	70	43.8-113.4			
Endrin	0.82	0.11	ug/L	1.050	ND	78	28.1-131.1			
gamma-BHC	0.42	0.11	ug/L	0.5252	ND	81	58-115.5			
Heptachlor	0.39	0.11	ug/L	0.5252	ND	75	32.4-137			
Surrogate: Decachlorobiphenyl	*1.03*		*ug/L*	*1.050*		*98*	*38.8-124*			
Surrogate: Tetrachloro-m-xylene	*0.770*		*ug/L*	*1.050*		*73*	*40-118.3*			
Matrix Spike Dup (1410196-MSD1)		**Source: 14J0573-01**		Prepared: 10/16/2014 Analyzed: 10/20/2014						
4,4′-DDT	0.93	0.10	ug/L	1.014	ND	92	10.1-142.2	0.3	30	
Aldrin	0.40	0.10	ug/L	0.5071	ND	79	23.2-118.8	3	30	
Dieldrin	0.74	0.10	ug/L	1.014	ND	73	43.8-113.4	1	30	
Endrin	0.88	0.10	ug/L	1.014	ND	87	28.1-131.1	7	30	
gamma-BHC	0.43	0.10	ug/L	0.5071	ND	84	58-115.5	0.3	30	
Heptachlor	0.38	0.10	ug/L	0.5071	ND	75	32.4-137	4	30	
Surrogate: Decachlorobiphenyl	*1.01*		*ug/L*	*1.014*		*100*	*38.8-124*			
Surrogate: Tetrachloro-m-xylene	*0.773*		*ug/L*	*1.014*		*76*	*40-118.3*			
Batch 1410208 - E504.1										
Blank (1410208-BLK1)				Prepared & Analyzed: 10/17/2014						
1,2-Dibromo-3-chloropropane	ND	0.000020	mg/L							
1,2-Dibromoethane	ND	0.000010	mg/L							
Surrogate: Tetrachloro-m-xylene	*0.000210*		*mg/L*	*0.0002000*		*105*	*70-130*			
LCS (1410208-BS1)				Prepared & Analyzed: 10/17/2014						
1,2-Dibromo-3-chloropropane	0.00022	0.000020	mg/L	0.0002500		89	70-130			
1,2-Dibromoethane	0.00023	0.000010	mg/L	0.0002500		91	70-130			
Surrogate: Tetrachloro-m-xylene	*0.000208*		*mg/L*	*0.0002000*		*104*	*70-130*			
LCS (1410208-BS4)				Prepared & Analyzed: 10/17/2014						
1,2-Dibromo-3-chloropropane	0.00023	0.000020	mg/L	0.0002500		94	70-130			
1,2-Dibromoethane	0.00025	0.000010	mg/L	0.0002500		99	70-130			
Surrogate: Tetrachloro-m-xylene	*0.000219*		*mg/L*	*0.0002000*		*110*	*70-130*			
LCS Dup (1410208-BSD1)				Prepared & Analyzed: 10/17/2014						
1,2-Dibromo-3-chloropropane	0.00024	0.000020	mg/L	0.0002500		97	70-130	9	30	
1,2-Dibromoethane	0.00025	0.000010	mg/L	0.0002500		100	70-130	9	30	
Surrogate: Tetrachloro-m-xylene	*0.000222*		*mg/L*	*0.0002000*		*111*	*70-130*			
LCS Dup (1410208-BSD4)				Prepared: 10/17/2014 Analyzed: 10/18/2014						
1,2-Dibromo-3-chloropropane	0.00023	0.000020	mg/L	0.0002500		91	70-130	3	30	
1,2-Dibromoethane	0.00024	0.000010	mg/L	0.0002500		97	70-130	2	30	
Surrogate: Tetrachloro-m-xylene	*0.000209*		*mg/L*	*0.0002000*		*104*	*70-130*			

Client: University of Arizona- Risk Management Services
Project: Page Ranch
Work Order: 14J0573
Date Received: 10/15/2014

QC Summary

Analyte	Result	Reporting Limit	Units	Spike Level	Source Result	%REC	%REC Limits	RPD	RPD Limit	Qual
Batch 1410208 - E504.1										
Matrix Spike (1410208-MS1)		**Source: 14J0475-01**		Prepared & Analyzed: 10/17/2014						
1,2-Dibromo-3-chloropropane	0.00023	0.000020	mg/L	0.0002500	ND	90	70-130			
1,2-Dibromoethane	0.00018	0.000010	mg/L	0.0002500	ND	71	70-130			
Surrogate: Tetrachloro-m-xylene	*0.000206*		*mg/L*	*0.0002000*		*103*	*70-130*			
Matrix Spike (1410208-MS2)		**Source: 14J0573-01**		Prepared: 10/17/2014 Analyzed: 10/18/2014						
1,2-Dibromo-3-chloropropane	0.00024	0.000020	mg/L	0.0002500	ND	94	70-130			
1,2-Dibromoethane	0.00025	0.000010	mg/L	0.0002500	ND	99	70-130			
Surrogate: Tetrachloro-m-xylene	*0.000214*		*mg/L*	*0.0002000*		*107*	*70-130*			
Batch 1410260 - SW8270C										

Client: University of Arizona- Risk Management Services
Project: Page Ranch
Work Order: 14J0573
Date Received: 10/15/2014

QC Summary

Analyte	Result	Reporting Limit	Units	Spike Level	Source Result	%REC	%REC Limits	RPD	RPD Limit	Qual
Batch 1410260 - SW8270C										
Blank (1410260-BLK1)				Prepared: 10/21/2014 Analyzed: 10/24/2014						
1,2,4-Trichlorobenzene	ND	10	ug/L							
1,2-Dichlorobenzene	ND	10	ug/L							
1,3-Dichlorobenzene	ND	10	ug/L							
1,4-Dichlorobenzene	ND	10	ug/L							
2,4,5-Trichlorophenol	ND	10	ug/L							
2,4,6-Trichlorophenol	ND	10	ug/L							
2,4-Dichlorophenol	ND	10	ug/L							
2,4-Dimethylphenol	ND	10	ug/L							
2,4-Dinitrophenol	ND	50	ug/L							
2,4-Dinitrotoluene	ND	10	ug/L							
2,6-Dinitrotoluene	ND	10	ug/L							
2-Chloronaphthalene	ND	10	ug/L							
2-Chlorophenol	ND	10	ug/L							
2-Methylnaphthalene	ND	5.0	ug/L							
2-Methylphenol	ND	10	ug/L							
2-Nitroaniline	ND	20	ug/L							
2-Nitrophenol	ND	10	ug/L							
3,3´-Dichlorobenzidine	ND	20	ug/L							
3,4-Methylphenol	ND	10	ug/L							
3-Nitroaniline	ND	20	ug/L							
4,6-Dinitro-2-methylphenol	ND	20	ug/L							
4-Bromophenyl phenyl ether	ND	10	ug/L							
4-Chloro-3-methylphenol	ND	10	ug/L							
4-Chloroaniline	ND	20	ug/L							
4-Chlorophenyl phenyl ether	ND	10	ug/L							
4-Nitroaniline	ND	20	ug/L							
4-Nitrophenol	ND	50	ug/L							
Acenaphthene	ND	5.0	ug/L							
Acenaphthylene	ND	5.0	ug/L							
Aniline	ND	20	ug/L							
Anthracene	ND	5.0	ug/L							
Benzo[a]anthracene	ND	5.0	ug/L							
Benzo[a]pyrene	ND	5.0	ug/L							
Benzo[b,k]fluoranthene	ND	10	ug/L							
Benzo[g,h,i]perylene	ND	5.0	ug/L							
Benzoic acid	ND	50	ug/L							
Benzyl alcohol	5.5	5.0	ug/L							B1
Bis(2-chloroethoxy)methane	ND	10	ug/L							
Bis(2-chloroethyl)ether	ND	10	ug/L							
Bis(2-chloroisopropyl)ether	ND	10	ug/L							
Bis(2-ethylhexyl)phthalate	ND	10	ug/L							
Butyl benzyl phthalate	ND	10	ug/L							
Chrysene	ND	5.0	ug/L							
Dibenzo[a,h]anthracene	ND	5.0	ug/L							
Dibenzofuran	ND	5.0	ug/L							
Diethyl phthalate	ND	10	ug/L							
Dimethyl phthalate	ND	10	ug/L							
Di-n-butyl phthalate	ND	10	ug/L							

Client: University of Arizona- Risk Management Services
Project: Page Ranch
Work Order: 14J0573
Date Received: 10/15/2014

QC Summary

Analyte	Result	Reporting Limit	Units	Spike Level	Source Result	%REC	%REC Limits	RPD	RPD Limit	Qual
Batch 1410260 - SW8270C										
Blank (1410260-BLK1)				Prepared: 10/21/2014 Analyzed: 10/24/2014						
Di-n-octyl phthalate	ND	10	ug/L							
Fluoranthene	ND	5.0	ug/L							
Fluorene	ND	5.0	ug/L							
Hexachlorobenzene	ND	10	ug/L							
Hexachlorobutadiene	ND	10	ug/L							
Hexachlorocyclopentadiene	ND	10	ug/L							
Hexachloroethane	ND	10	ug/L							
Indeno[1,2,3-cd]pyrene	ND	5.0	ug/L							
Isophorone	ND	10	ug/L							
Naphthalene	ND	5.0	ug/L							
Nitrobenzene	ND	10	ug/L							
N-Nitrosodimethylamine	ND	10	ug/L							
N-Nitrosodiphenylamine	ND	10	ug/L							
N-Nitrosodipropylamine	ND	10	ug/L							
Pentachlorophenol	ND	30	ug/L							
Phenanthrene	ND	5.0	ug/L							
Phenol	ND	10	ug/L							
Pyrene	ND	5.0	ug/L							
Surrogate: 2,4,6-Tribromophenol	*87.2*		*ug/L*	*100.0*		*87*	*59-119.7*			
Surrogate: 2-Fluorobiphenyl	*63.2*		*ug/L*	*100.0*		*63*	*34.4-104.1*			
Surrogate: 2-Fluorophenol	*46.9*		*ug/L*	*100.0*		*47*	*16.1-69*			
Surrogate: 4-Terphenyl-d14	*43.8*		*ug/L*	*100.0*		*44*	*15.9-118.9*			
Surrogate: Nitrobenzene-d5	*57.6*		*ug/L*	*100.0*		*58*	*32.1-102.5*			
Surrogate: Phenol-d6	*58.6*		*ug/L*	*100.0*		*59*	*20.7-84.2*			
LCS (1410260-BS1)				Prepared: 10/21/2014 Analyzed: 10/24/2014						
1,2,4-Trichlorobenzene	27	10	ug/L	50.00		55	28.14-85.64			
1,4-Dichlorobenzene	21	10	ug/L	50.00		41	27.79-64.15			
2,4-Dinitrotoluene	27	10	ug/L	50.00		54	39.27-79.35			
2-Chlorophenol	52	10	ug/L	100.0		52	24.62-79.98			
4-Chloro-3-methylphenol	57	10	ug/L	100.0		57	37.66-82.55			
4-Nitrophenol	57	50	ug/L	100.0		57	26.58-91.73			
Acenaphthene	29	5.0	ug/L	50.00		58	41.63-72.14			
N-Nitrosodipropylamine	30	10	ug/L	50.00		60	36.81-88.63			
Pentachlorophenol	67	30	ug/L	100.0		67	32.14-95.92			
Phenol	56	10	ug/L	100.0		56	7.96-52.41			L1
Pyrene	27	5.0	ug/L	50.00		53	41.65-82.75			
Surrogate: 2,4,6-Tribromophenol	*85.5*		*ug/L*	*100.0*		*85*	*32.57-112.08*			
Surrogate: 2-Fluorobiphenyl	*59.5*		*ug/L*	*100.0*		*59*	*36.69-77.45*			
Surrogate: 2-Fluorophenol	*45.1*		*ug/L*	*100.0*		*45*	*0-86.73*			
Surrogate: 4-Terphenyl-d14	*45.1*		*ug/L*	*100.0*		*45*	*37.21-81.06*			
Surrogate: Nitrobenzene-d5	*56.8*		*ug/L*	*100.0*		*57*	*36.8-79.16*			
Surrogate: Phenol-d6	*56.3*		*ug/L*	*100.0*		*56*	*0-56.2*			*S4*

Client: University of Arizona- Risk Management Services
Project: Page Ranch
Work Order: 14J0573
Date Received: 10/15/2014

QC Summary

Analyte	Result	Reporting Limit	Units	Spike Level	Source Result	%REC	%REC Limits	RPD	RPD Limit	Qual
Batch 1410260 - SW8270C										
LCS Dup (1410260-BSD1)				Prepared: 10/21/2014 Analyzed: 10/24/2014						
1,2,4-Trichlorobenzene	32	10	ug/L	50.00		63	28.14-85.64	14	30	
1,4-Dichlorobenzene	24	10	ug/L	50.00		47	27.79-64.15	14	30	
2,4-Dinitrotoluene	33	10	ug/L	50.00		66	39.27-79.35	20	30	
2-Chlorophenol	59	10	ug/L	100.0		59	24.62-79.98	14	30	
4-Chloro-3-methylphenol	65	10	ug/L	100.0		65	37.66-82.55	12	30	
4-Nitrophenol	69	50	ug/L	100.0		69	26.58-91.73	19	30	
Acenaphthene	33	5.0	ug/L	50.00		65	41.63-72.14	12	30	
N-Nitrosodipropylamine	34	10	ug/L	50.00		68	36.81-88.63	14	30	
Pentachlorophenol	76	30	ug/L	100.0		76	32.14-95.92	13	30	
Phenol	66	10	ug/L	100.0		66	7.96-52.41	15	30	L1
Pyrene	29	5.0	ug/L	50.00		58	41.65-82.75	9	30	
Surrogate: 2,4,6-Tribromophenol	*93.6*		*ug/L*	*100.0*		*94*	*32.57-112.08*			
Surrogate: 2-Fluorobiphenyl	*65.7*		*ug/L*	*100.0*		*66*	*36.69-77.45*			
Surrogate: 2-Fluorophenol	*53.3*		*ug/L*	*100.0*		*53*	*0-86.73*			
Surrogate: 4-Terphenyl-d14	*49.3*		*ug/L*	*100.0*		*49*	*37.21-81.06*			
Surrogate: Nitrobenzene-d5	*65.3*		*ug/L*	*100.0*		*65*	*36.8-79.16*			
Surrogate: Phenol-d6	*65.1*		*ug/L*	*100.0*		*65*	*0-56.2*			*S4*
Matrix Spike (1410260-MS1)		**Source: 14J0573-01**		Prepared: 10/21/2014 Analyzed: 10/24/2014						
1,2,4-Trichlorobenzene	25	10	ug/L	49.95	ND	50	51.67-99.16			M2
1,4-Dichlorobenzene	18	10	ug/L	49.95	ND	36	44.91-69.29			M2
2,4-Dinitrotoluene	27	10	ug/L	49.95	ND	53	45.63-98.31			
2-Chlorophenol	48	10	ug/L	99.90	ND	48	53.62-77.95			M2
4-Chloro-3-methylphenol	55	10	ug/L	99.90	ND	55	54.19-87.12			
4-Nitrophenol	59	50	ug/L	99.90	ND	59	33.45-100.91			
Acenaphthene	27	5.0	ug/L	49.95	ND	54	10.45-102.26			
N-Nitrosodipropylamine	29	10	ug/L	49.95	ND	57	50.37-110.06			
Pentachlorophenol	66	30	ug/L	99.90	ND	66	52.6-111			
Phenol	55	10	ug/L	99.90	ND	55	25.68-69.53			
Pyrene	25	5.0	ug/L	49.95	ND	49	58.09-82.37			M2
Surrogate: 2,4,6-Tribromophenol	*81.6*		*ug/L*	*99.90*		*82*	*61.48-125.96*			
Surrogate: 2-Fluorobiphenyl	*56.2*		*ug/L*	*99.90*		*56*	*41.02-91.53*			
Surrogate: 2-Fluorophenol	*41.6*		*ug/L*	*99.90*		*42*	*38.35-57.43*			
Surrogate: 4-Terphenyl-d14	*43.9*		*ug/L*	*99.90*		*44*	*14.66-124.11*			
Surrogate: Nitrobenzene-d5	*52.6*		*ug/L*	*99.90*		*53*	*49.49-85.19*			
Surrogate: Phenol-d6	*53.2*		*ug/L*	*99.90*		*53*	*28.68-69.45*			

Client: University of Arizona- Risk Management Services
Project: Page Ranch
Work Order: 14J0573
Date Received: 10/15/2014

QC Summary

Analyte	Result	Reporting Limit	Units	Spike Level	Source Result	%REC	%REC Limits	RPD	RPD Limit	Qual
Batch 1410260 - SW8270C										
Matrix Spike Dup (1410260-MSD1)		**Source: 14J0573-01**		Prepared: 10/21/2014 Analyzed: 10/24/2014						
1,2,4-Trichlorobenzene	29	10	ug/L	50.25	ND	58	51.67-99.16	14	30	
1,4-Dichlorobenzene	23	10	ug/L	50.25	ND	46	44.91-69.29	26	30	
2,4-Dinitrotoluene	30	10	ug/L	50.25	ND	61	45.63-98.31	14	30	
2-Chlorophenol	54	10	ug/L	100.5	ND	54	53.62-77.95	12	30	
4-Chloro-3-methylphenol	59	10	ug/L	100.5	ND	59	54.19-87.12	7	30	
4-Nitrophenol	67	50	ug/L	100.5	ND	66	33.45-100.91	13	30	
Acenaphthene	31	5.0	ug/L	50.25	ND	61	10.45-102.26	12	30	
N-Nitrosodipropylamine	31	10	ug/L	50.25	ND	62	50.37-110.06	9	30	
Pentachlorophenol	74	30	ug/L	100.5	ND	74	52.6-111	12	30	
Phenol	59	10	ug/L	100.5	ND	59	25.68-69.53	7	30	
Pyrene	25	5.0	ug/L	50.25	ND	49	58.09-82.37	0.3	30	M2
Surrogate: 2,4,6-Tribromophenol	*87.4*		*ug/L*	*100.5*		*87*	*61.48-125.96*			
Surrogate: 2-Fluorobiphenyl	*60.7*		*ug/L*	*100.5*		*60*	*41.02-91.53*			
Surrogate: 2-Fluorophenol	*47.6*		*ug/L*	*100.5*		*47*	*38.35-57.43*			
Surrogate: 4-Terphenyl-d14	*45.3*		*ug/L*	*100.5*		*45*	*14.66-124.11*			
Surrogate: Nitrobenzene-d5	*59.3*		*ug/L*	*100.5*		*59*	*49.49-85.19*			
Surrogate: Phenol-d6	*59.1*		*ug/L*	*100.5*		*59*	*28.68-69.45*			

Client: University of Arizona- Risk Management Services
Project: Page Ranch
Work Order: 14J0573
Date Received: 10/15/2014

QC Summary

Analyte	Result	Reporting Limit	Units	Spike Level	Source Result	%REC	%REC Limits	RPD	RPD Limit	Qual
Batch 1410332 - EPA 524.2										

Client: University of Arizona- Risk Management Services
Project: Page Ranch
Work Order: 14J0573
Date Received: 10/15/2014

QC Summary

Analyte	Result	Reporting Limit	Units	Spike Level	Source Result	%REC	%REC Limits	RPD	RPD Limit	Qual
Batch 1410332 - EPA 524.2										
Blank (1410332-BLK1)				Prepared & Analyzed: 10/27/2014						
1,1,1,2-Tetrachloroethane	ND	0.00050	mg/L							
1,1,1-Trichloroethane	ND	0.00050	mg/L							
1,1,2,2-Tetrachloroethane	ND	0.00050	mg/L							
1,1,2-Trichloroethane	ND	0.00050	mg/L							
1,1-Dichloroethane	ND	0.00050	mg/L							
1,1-Dichloroethene	ND	0.00050	mg/L							
1,1-Dichloropropene	ND	0.00050	mg/L							
1,2,3-Trichlorobenzene	ND	0.00050	mg/L							
1,2,3-Trichloropropane	ND	0.00050	mg/L							
1,2,4-Trichlorobenzene	ND	0.00050	mg/L							
1,2,4-Trimethylbenzene	ND	0.00050	mg/L							
1,2-Dichlorobenzene	ND	0.00050	mg/L							
1,2-Dichloroethane	ND	0.00050	mg/L							
1,2-Dichloropropane	ND	0.00050	mg/L							
1,3,5-Trimethylbenzene	ND	0.00050	mg/L							
1,3-Dichlorobenzene	ND	0.00050	mg/L							
1,3-Dichloropropane	ND	0.00050	mg/L							
1,4-Dichlorobenzene	ND	0.00050	mg/L							
2,2-Dichloropropane	ND	0.00050	mg/L							
2-Chlorotoluene	ND	0.00050	mg/L							
4-Chlorotoluene	ND	0.00050	mg/L							
4-Isopropyltoluene	ND	0.00050	mg/L							
Benzene	ND	0.00050	mg/L							
Bromobenzene	ND	0.00050	mg/L							
Bromochloromethane	ND	0.00050	mg/L							
Bromodichloromethane	ND	0.00050	mg/L							
Bromoform	ND	0.00050	mg/L							
Bromomethane	ND	0.00050	mg/L							
Carbon tetrachloride	ND	0.00050	mg/L							
Chlorobenzene	ND	0.00050	mg/L							
Chloroethane	ND	0.00050	mg/L							
Chloroform	ND	0.00050	mg/L							
Chloromethane	ND	0.00050	mg/L							
cis-1,2-Dichloroethene	ND	0.00050	mg/L							
cis-1,3-Dichloropropene	ND	0.00050	mg/L							
Dibromochloromethane	ND	0.00050	mg/L							
Dibromomethane	ND	0.00050	mg/L							
Dichlorodifluoromethane	ND	0.00050	mg/L							
Ethylbenzene	ND	0.00050	mg/L							
Hexachlorobutadiene	ND	0.00050	mg/L							
Isopropylbenzene	ND	0.00050	mg/L							
Methylene chloride	ND	0.00050	mg/L							
Naphthalene	ND	0.00050	mg/L							
n-Butylbenzene	ND	0.00050	mg/L							
n-Propylbenzene	ND	0.00050	mg/L							
sec-Butylbenzene	ND	0.00050	mg/L							
Styrene	ND	0.00050	mg/L							
tert-Butylbenzene	ND	0.00050	mg/L							

Client: University of Arizona- Risk Management Services
Project: Page Ranch
Work Order: 14J0573
Date Received: 10/15/2014

QC Summary

Analyte	Result	Reporting Limit	Units	Spike Level	Source Result	%REC	%REC Limits	RPD	RPD Limit	Qual
Batch 1410332 - EPA 524.2										
Blank (1410332-BLK1)				Prepared & Analyzed: 10/27/2014						
Tetrachloroethene	ND	0.00050	mg/L							
Toluene	ND	0.00050	mg/L							
trans-1,2-Dichloroethene	ND	0.00050	mg/L							
trans-1,3-Dichloropropene	ND	0.00050	mg/L							
Trichloroethene	ND	0.00050	mg/L							
Trichlorofluoromethane	ND	0.00050	mg/L							
TTHMs	ND	0.00050	mg/L							
Vinyl chloride	ND	0.00050	mg/L							
Xylenes, Total	ND	0.0015	mg/L							
Surrogate: 1,2-Dichlorobenzene-d4	*0.95*		*ug/L*	*1.000*		*95*	*70-130*			
Surrogate: 4-Bromofluorobenzene	*0.93*		*ug/L*	*1.000*		*93*	*70-130*			

Client: University of Arizona- Risk Management Services
Project: Page Ranch
Work Order: 14J0573
Date Received: 10/15/2014

QC Summary

Analyte	Result	Reporting Limit	Units	Spike Level	Source Result	%REC	%REC Limits	RPD	RPD Limit	Qual
Batch 1410332 - EPA 524.2										
LCS (1410332-BS1)				Prepared & Analyzed: 10/27/2014						
1,1,1,2-Tetrachloroethane	0.0052	0.00050	mg/L	0.005000		104	70-130			
1,1,1-Trichloroethane	0.0059	0.00050	mg/L	0.005000		118	70-130			
1,1,2,2-Tetrachloroethane	0.0052	0.00050	mg/L	0.005000		104	70-130			
1,1,2-Trichloroethane	0.0052	0.00050	mg/L	0.005000		103	70-130			
1,1-Dichloroethane	0.0058	0.00050	mg/L	0.005000		115	70-130			
1,1-Dichloroethene	0.0059	0.00050	mg/L	0.005000		118	70-130			
1,1-Dichloropropene	0.0056	0.00050	mg/L	0.005000		112	70-130			
1,2,3-Trichlorobenzene	0.0053	0.00050	mg/L	0.005000		105	70-130			
1,2,3-Trichloropropane	0.0054	0.00050	mg/L	0.005000		109	70-130			
1,2,4-Trichlorobenzene	0.0053	0.00050	mg/L	0.005000		106	70-130			
1,2,4-Trimethylbenzene	0.0056	0.00050	mg/L	0.005000		112	70-130			
1,2-Dichlorobenzene	0.0054	0.00050	mg/L	0.005000		107	70-130			
1,2-Dichloroethane	0.0061	0.00050	mg/L	0.005000		121	70-130			
1,2-Dichloropropane	0.0053	0.00050	mg/L	0.005000		106	70-130			
1,3,5-Trimethylbenzene	0.0057	0.00050	mg/L	0.005000		113	70-130			
1,3-Dichlorobenzene	0.0053	0.00050	mg/L	0.005000		105	70-130			
1,3-Dichloropropane	0.0054	0.00050	mg/L	0.005000		107	70-130			
1,4-Dichlorobenzene	0.0053	0.00050	mg/L	0.005000		106	70-130			
2,2-Dichloropropane	0.0063	0.00050	mg/L	0.005000		126	70-130			
2-Chlorotoluene	0.0056	0.00050	mg/L	0.005000		112	70-130			
4-Chlorotoluene	0.0056	0.00050	mg/L	0.005000		112	70-130			
4-Isopropyltoluene	0.0056	0.00050	mg/L	0.005000		111	70-130			
Benzene	0.0054	0.00050	mg/L	0.005000		107	70-130			
Bromobenzene	0.0053	0.00050	mg/L	0.005000		106	70-130			
Bromochloromethane	0.0047	0.00050	mg/L	0.005000		93	70-130			
Bromodichloromethane	0.0055	0.00050	mg/L	0.005000		110	70-130			
Bromoform	0.0050	0.00050	mg/L	0.005000		99	70-130			
Bromomethane	0.0062	0.00050	mg/L	0.005000		125	70-130			
Carbon tetrachloride	0.0059	0.00050	mg/L	0.005000		117	70-130			
Chlorobenzene	0.0054	0.00050	mg/L	0.005000		108	70-130			
Chloroethane	0.0056	0.00050	mg/L	0.005000		113	70-130			
Chloroform	0.0045	0.00050	mg/L	0.005000		90	70-130			
Chloromethane	0.0055	0.00050	mg/L	0.005000		110	70-130			
cis-1,2-Dichloroethene	0.0054	0.00050	mg/L	0.005000		108	70-130			
cis-1,3-Dichloropropene	0.0054	0.00050	mg/L	0.005000		107	70-130			
Dibromochloromethane	0.0054	0.00050	mg/L	0.005000		108	70-130			
Dibromomethane	0.0053	0.00050	mg/L	0.005000		106	70-130			
Dichlorodifluoromethane	0.0061	0.00050	mg/L	0.005000		121	70-130			
Ethylbenzene	0.0055	0.00050	mg/L	0.005000		109	70-130			
Hexachlorobutadiene	0.0054	0.00050	mg/L	0.005000		108	70-130			
Isopropylbenzene	0.0055	0.00050	mg/L	0.005000		111	70-130			
Methyl tert-Butyl Ether (MTBE)	0.0055	0.00050	mg/L	0.005000		110	0-200			
Methylene chloride	0.0054	0.00050	mg/L	0.005000		108	70-130			
Naphthalene	0.0051	0.00050	mg/L	0.005000		102	70-130			
n-Butylbenzene	0.0056	0.00050	mg/L	0.005000		112	70-130			
n-Propylbenzene	0.0055	0.00050	mg/L	0.005000		111	70-130			
sec-Butylbenzene	0.0056	0.00050	mg/L	0.005000		111	70-130			
Styrene	0.0054	0.00050	mg/L	0.005000		108	70-130			

Client: University of Arizona- Risk Management Services
Project: Page Ranch
Work Order: 14J0573
Date Received: 10/15/2014

QC Summary

Analyte	Result	Reporting Limit	Units	Spike Level	Source Result	%REC	%REC Limits	RPD	RPD Limit	Qual
Batch 1410332 - EPA 524.2										
LCS (1410332-BS1)				Prepared & Analyzed: 10/27/2014						
tert-Butylbenzene	0.0055	0.00050	mg/L	0.005000		109	70-130			
Tetrachloroethene	0.0054	0.00050	mg/L	0.005000		109	70-130			
Toluene	0.0053	0.00050	mg/L	0.005000		106	70-130			
trans-1,2-Dichloroethene	0.0054	0.00050	mg/L	0.005000		108	70-130			
trans-1,3-Dichloropropene	0.0055	0.00050	mg/L	0.005000		110	70-130			
Trichloroethene	0.0055	0.00050	mg/L	0.005000		110	70-130			
Trichlorofluoromethane	0.0063	0.00050	mg/L	0.005000		126	70-130			
TTHMs	0.020	0.00050	mg/L				70-130			
Vinyl chloride	0.0057	0.00050	mg/L	0.005000		113	70-130			
Xylenes, Total	0.016	0.0015	mg/L				70-130			
Surrogate: 1,2-Dichlorobenzene-d4	*0.93*		*ug/L*	*1.000*		*93*	*70-130*			
Surrogate: 4-Bromofluorobenzene	*0.99*		*ug/L*	*1.000*		*99*	*70-130*			

Client: University of Arizona- Risk Management Services
Project: Page Ranch
Work Order: 14J0573
Date Received: 10/15/2014

QC Summary

Analyte	Result	Reporting Limit	Units	Spike Level	Source Result	%REC	%REC Limits	RPD	RPD Limit	Qual
Batch 1410332 - EPA 524.2										
LCS Dup (1410332-BSD1)				Prepared & Analyzed: 10/27/2014						
1,1,1,2-Tetrachloroethane	0.0054	0.00050	mg/L	0.005000		107	70-130	3	20	
1,1,1-Trichloroethane	0.0060	0.00050	mg/L	0.005000		120	70-130	1	20	
1,1,2,2-Tetrachloroethane	0.0052	0.00050	mg/L	0.005000		105	70-130	1	20	
1,1,2-Trichloroethane	0.0052	0.00050	mg/L	0.005000		103	70-130	0	20	
1,1-Dichloroethane	0.0057	0.00050	mg/L	0.005000		114	70-130	0.7	20	
1,1-Dichloroethene	0.0059	0.00050	mg/L	0.005000		119	70-130	0.8	20	
1,1-Dichloropropene	0.0056	0.00050	mg/L	0.005000		112	70-130	0.4	20	
1,2,3-Trichlorobenzene	0.0053	0.00050	mg/L	0.005000		107	70-130	1	20	
1,2,3-Trichloropropane	0.0051	0.00050	mg/L	0.005000		103	70-130	5	20	
1,2,4-Trichlorobenzene	0.0053	0.00050	mg/L	0.005000		106	70-130	0.2	20	
1,2,4-Trimethylbenzene	0.0057	0.00050	mg/L	0.005000		114	70-130	2	20	
1,2-Dichlorobenzene	0.0054	0.00050	mg/L	0.005000		107	70-130	0	20	
1,2-Dichloroethane	0.0061	0.00050	mg/L	0.005000		122	70-130	0.7	20	
1,2-Dichloropropane	0.0053	0.00050	mg/L	0.005000		105	70-130	0.9	20	
1,3,5-Trimethylbenzene	0.0056	0.00050	mg/L	0.005000		113	70-130	0.5	20	
1,3-Dichlorobenzene	0.0055	0.00050	mg/L	0.005000		109	70-130	3	20	
1,3-Dichloropropane	0.0054	0.00050	mg/L	0.005000		108	70-130	0.6	20	
1,4-Dichlorobenzene	0.0053	0.00050	mg/L	0.005000		105	70-130	0.9	20	
2,2-Dichloropropane	0.0063	0.00050	mg/L	0.005000		126	70-130	0.3	20	
2-Chlorotoluene	0.0056	0.00050	mg/L	0.005000		112	70-130	0.2	20	
4-Chlorotoluene	0.0056	0.00050	mg/L	0.005000		113	70-130	0.7	20	
4-Isopropyltoluene	0.0057	0.00050	mg/L	0.005000		113	70-130	2	20	
Benzene	0.0054	0.00050	mg/L	0.005000		107	70-130	0.2	20	
Bromobenzene	0.0052	0.00050	mg/L	0.005000		103	70-130	2	20	
Bromochloromethane	0.0047	0.00050	mg/L	0.005000		94	70-130	1	20	
Bromodichloromethane	0.0056	0.00050	mg/L	0.005000		111	70-130	0.9	20	
Bromoform	0.0051	0.00050	mg/L	0.005000		102	70-130	3	20	
Bromomethane	0.0064	0.00050	mg/L	0.005000		129	70-130	3	20	
Carbon tetrachloride	0.0058	0.00050	mg/L	0.005000		116	70-130	1	20	
Chlorobenzene	0.0054	0.00050	mg/L	0.005000		108	70-130	0.4	20	
Chloroethane	0.0056	0.00050	mg/L	0.005000		112	70-130	1	20	
Chloroform	0.0060	0.00050	mg/L	0.005000		121	70-130	29	20	R1
Chloromethane	0.0056	0.00050	mg/L	0.005000		112	70-130	2	20	
cis-1,2-Dichloroethene	0.0053	0.00050	mg/L	0.005000		106	70-130	2	20	
cis-1,3-Dichloropropene	0.0055	0.00050	mg/L	0.005000		110	70-130	3	20	
Dibromochloromethane	0.0052	0.00050	mg/L	0.005000		105	70-130	3	20	
Dibromomethane	0.0053	0.00050	mg/L	0.005000		106	70-130	0.6	20	
Dichlorodifluoromethane	0.0061	0.00050	mg/L	0.005000		121	70-130	0.2	20	
Ethylbenzene	0.0055	0.00050	mg/L	0.005000		111	70-130	1	20	
Hexachlorobutadiene	0.0053	0.00050	mg/L	0.005000		106	70-130	1	20	
Isopropylbenzene	0.0056	0.00050	mg/L	0.005000		111	70-130	0.7	20	
Methyl tert-Butyl Ether (MTBE)	0.0055	0.00050	mg/L	0.005000		110	0-200	0.2	200	
Methylene chloride	0.0056	0.00050	mg/L	0.005000		112	70-130	4	20	
Naphthalene	0.0053	0.00050	mg/L	0.005000		105	70-130	3	20	
n-Butylbenzene	0.0057	0.00050	mg/L	0.005000		115	70-130	3	20	
n-Propylbenzene	0.0056	0.00050	mg/L	0.005000		112	70-130	1	20	
sec-Butylbenzene	0.0056	0.00050	mg/L	0.005000		111	70-130	0.2	20	
Styrene	0.0056	0.00050	mg/L	0.005000		111	70-130	3	20	

Client: University of Arizona- Risk Management Services
Project: Page Ranch
Work Order: 14J0573
Date Received: 10/15/2014

QC Summary

Analyte	Result	Reporting Limit	Units	Spike Level	Source Result	%REC	%REC Limits	RPD	RPD Limit	Qual
Batch 1410332 - EPA 524.2										
LCS Dup (1410332-BSD1)				Prepared & Analyzed: 10/27/2014						
tert-Butylbenzene	0.0055	0.00050	mg/L	0.005000		111	70-130	1	20	
Tetrachloroethene	0.0054	0.00050	mg/L	0.005000		108	70-130	0.4	20	
Toluene	0.0053	0.00050	mg/L	0.005000		107	70-130	0.8	20	
trans-1,2-Dichloroethene	0.0055	0.00050	mg/L	0.005000		110	70-130	2	20	
trans-1,3-Dichloropropene	0.0054	0.00050	mg/L	0.005000		107	70-130	3	20	
Trichloroethene	0.0055	0.00050	mg/L	0.005000		110	70-130	0	20	
Trichlorofluoromethane	0.0063	0.00050	mg/L	0.005000		127	70-130	0.5	20	
TTHMs	0.022	0.00050	mg/L				70-130	7	20	
Vinyl chloride	0.0057	0.00050	mg/L	0.005000		114	70-130	1	20	
Xylenes, Total	0.017	0.0015	mg/L				70-130	3	20	
Surrogate: 1,2-Dichlorobenzene-d4	*0.92*		*ug/L*	*1.000*		*92*	*70-130*			
Surrogate: 4-Bromofluorobenzene	*1.0*		*ug/L*	*1.000*		*100*	*70-130*			

Client: University of Arizona- Risk Management Services
Project: Page Ranch
Work Order: 14J0573
Date Received: 10/15/2014

QC Summary

Analyte	Result	Reporting Limit	Units	Spike Level	Source Result	%REC	%REC Limits	RPD	RPD Limit	Qual
Batch 1410300 - E300										
Blank (1410300-BLK1)				Prepared & Analyzed: 10/23/2014						
Chloride	ND	1.0	mg/L							
Sulfate	ND	5.0	mg/L							
LCS (1410300-BS1)				Prepared & Analyzed: 10/23/2014						
Chloride	12	1.0	mg/L	12.50		96	90-110			
Sulfate	12	5.0	mg/L	12.50		99	90-110			
LCS Dup (1410300-BSD1)				Prepared & Analyzed: 10/23/2014						
Chloride	12	1.0	mg/L	12.50		96	90-110	0.07	10	
Sulfate	12	5.0	mg/L	12.50		99	90-110	0.07	10	
Matrix Spike (1410300-MS1)	**Source: 14J0707-01**			Prepared & Analyzed: 10/23/2014						
Chloride	17	1.0	mg/L	12.50	5.8	94	80-120			
Sulfate	19	5.0	mg/L	12.50	6.8	97	80-120			
Matrix Spike Dup (1410300-MSD1)	**Source: 14J0707-01**			Prepared & Analyzed: 10/23/2014						
Chloride	18	1.0	mg/L	12.50	5.8	96	80-120	2	10	
Sulfate	19	5.0	mg/L	12.50	6.8	99	80-120	0.7	10	

TURNER LABORATORIES INC.
2445 N. Coyote Drive, Suite 104
Tucson, Arizona 85745
(520) 882-5880
Fax: (520) 882-9788
www.turnerlabs.com

CHAIN OF CUSTODY/LABORATORY ANALYSIS REQUEST FORM

TURNER WORK ORDER # 14J0573 DATE 10/15/14 PAGE 1 OF 1

PROJECT NAME Page Ranch #
CONTACT NAME Lloyd Wundrock
COMPANY NAME UA Risk Management
ADDRESS PO Box 210300 Tucson, AZ 85721
PHONE 621-1790 FAX 621-3706
SAMPLER'S SIGNATURE

CIRCLE ANALYSIS REQUESTED AND/OR CHECK THE APPROPRIATE BOX

SAMPLE I.D.	DATE	TIME	LAB I.D.	SAMPLE MATRIX*	NUMBER OF CONTAINERS	Base Neutrals 625 (8270)	Acids	Volatile Organics 624 (524.2) 8260	THMs	HAA5	Pesticides (8081)	PCBs 8082	NO_3	NO_2	TKN	Oil and Grease Grav. 1664A	VOA	TCLP Analysis Semi-VOA	Pest.	TCLP	Metals Total	Dissolved	RCRA8	Total	Cyanide Amen.	WAD	SDWA-INORGANICS PRIMARY	SECONDARY	MPN	Coliform	pH	Coliform	Cl_2	Cr_6	COD	TSS	BOD	Low-7 Metals	Total Anions	SO4		
MW# 2	10/15/14	10:45		GW		X	X		X																												X	X	X		
Trip Blank							X																																X		

1. RELINQUISHED BY: Signature; Printed Name LM WUNDROCK; Firm UofA; Date/Time 10-15-14 1200
2. RECEIVED BY: Signature; Printed Name Kelly G. Chan; Firm UofA; Date/Time 10/15/14 1205
3. RELINQUISHED BY: Signature; Printed Name Kelly G. Chan; Firm UofA; Date/Time 10/15/14 1315
4. RECEIVED BY: Signature; Printed Name; Firm TURNER LABORATORIES, INC.; Date/Time 10/15/14 1315

TURNAROUND REQUIREMENTS:
- [x] Standard (approx. 10 days)*
- [ ] Next Day [ ] 2 Day [ ] 5 Day*
- [ ] Email Preliminary Results To:

* Working Days

REPORT REQUIREMENTS:
- [ ] I. Routine Report
- [ ] II. Report (includes DUP, MS, MSD, as required, may be charged as samples)
- [x] III. Date Validation Report (Includes All Raw Data) Add 10% to invoice

INVOICE INFORMATION:
Account [ ] Y [ ] N
P.O. #
Bill to:

SAMPLE RECEIPT:
Total Containers 18
Temperature 0.9
[X] Wet Ice [ ] Blue Ice

* LEGEND
DW = DRINKING WATER
GW = GROUNDWATER
SD = SOLID
SG = SLUDGE
SL = SOIL
ST = STORMWATER
WW = WASTEWATER

SPECIAL INSTRUCTIONS/COMMENTS:

Compliance Analysis:	[ ] Yes [ ] No	Custody Seals	[ ]	Preservation Confirmation	[X]
ADEQ Forms:	[ ] Yes [ ] No	Container Intact	[X]	Appropriate Head Space	[X]
Mail ADEQ Forms:	[ ] Yes [ ] No	COC / Labels Agree	[X]	Received Within Hold Time	[X]

Metals-Mn, NA Anions-Cl, So4 QA/QC Level III Package
Hard Copy Report/Writable CD Send Report to ADEQ electronically

November 10, 2014

Jeff Christensen
University of Arizona- Risk Management Services
PO Box 210300, RM A414
Tucson, AZ 85721

TEL (520) 621-5861
FAX (520) 621-3706

Work Order No.: 14J0575
Order Name: MW#3

RE: Page Ranch

Dear Jeff Christensen,

Turner Laboratories, Inc. received 2 sample(s) on 10/15/2014 for the analyses presented in the following report.

All results are intended to be considered in their entirety, and Turner Laboratories, Inc. is not responsible for use of less than the complete report. Results apply only to the samples analyzed. Samples will be disposed of 30 days after issue of our report unless special arrangements are made.

The pages that follow may contain sensitive, privileged or confidential information intended solely for the addressee named above. If you receive this message and are not the agent or employee of the addressee, this communication has been sent in error. Please do not disseminate or copy any of the attached and notify the sender immediately by telephone. Please also return the attached sheet(s) to the sender by mail.

Please call if you have any questions.

Respectfully submitted,

Turner Laboratories, Inc.
ADHS License AZ0066

Terri L. Garcia

Terri Garcia
Technical Director

Turner Laboratories, Inc.

Date: 11/10/2014

Client: University of Arizona- Risk Management Servic
Project: Page Ranch
Work Order: 14J0575
Date Received: 10/15/2014

Order: MW#3

Work Order Sample Summary

Lab Sample ID	Client Sample ID	Matrix	Collection Date/Time
14J0575-01	MW #3	Drinking Water	10/15/2014 0945
14J0575-02	Trip Blank	Trip Blank	10/15/2014 0000

Client: University of Arizona- Risk Management Services
Project: Page Ranch
Work Order: 14J0575
Date Received: 10/15/2014

Case Narrative

B1	Target analyte detected in the method blank at or above the method reporting limit.
L1	The associated LCS/LCSD recovery was above laboratory acceptance limits.
M2	Matrix spike recovery was low; the associated LCS/LCSD was acceptable.
M3	The spike recovery value is unusable since the analyte concentration in the sample is disproportionate to the spike level. The associated LCS/LCSD recovery was acceptable.
R1	RPD/RSD exceeded the method acceptance limit. See case narrative.
S4	Surrogate recovery was above laboratory and method acceptance limits. No target analytes were detected in the sample.

All soil, sludge, and solid matrix determinations are reported on a wet weight basis unless otherwise noted.

ND	Not Detected at or above the PQL
PQL	Practical Quantitation Limit
DF	Dilution Factor

Turner Laboratories, Inc.

Date: 11/10/2014

Client: University of Arizona- Risk Management Se
Project: Page Ranch
Work Order: 14J0575
Lab Sample ID: 14J0575-01

Client Sample ID: MW #3
Collection Date/Time: 10/15/2014 0945
Matrix: Drinking Water
Order Name: MW#3

Analyses	Result	PQL	Qual	Units	DF	Prep Date	Analysis Date	Analyst
ICP Total Metals-E200.7								
Manganese	0.044	0.020		mg/L	1	10/17/2014 0835	10/18/2014 1709	RAD
Sodium	33	5.0		mg/L	1	10/17/2014 0835	10/18/2014 1708	RAD
Anions by Ion Chromatography-E300								
Chloride	5.4	1.0		mg/L	1	10/21/2014 1800	10/21/2014 2036	AC
Sulfate	ND	5.0		mg/L	1	10/21/2014 1800	10/21/2014 2036	AC
EDB and DBCP-E504.1								
1,2-Dibromo-3-chloropropane	ND	0.000020		mg/L	1	10/17/2014 0739	10/18/2014 0213	MD
1,2-Dibromoethane	ND	0.000010		mg/L	1	10/17/2014 0739	10/18/2014 0213	MD
Surr: Tetrachloro-m-xylene	*104*	*70-130*		*%REC*	*1*	*10/17/2014 0739*	*10/18/2014 213*	*MD*
Volatile Organic Compounds by GC/MS-EPA 524.2								
1,1,1,2-Tetrachloroethane	ND	0.00050		mg/L	1	10/27/2014 1010	10/27/2014 1738	KP
1,1,1-Trichloroethane	ND	0.00050		mg/L	1	10/27/2014 1010	10/27/2014 1738	KP
1,1,2,2-Tetrachloroethane	ND	0.00050		mg/L	1	10/27/2014 1010	10/27/2014 1738	KP
1,1,2-Trichloroethane	ND	0.00050		mg/L	1	10/27/2014 1010	10/27/2014 1738	KP
1,1-Dichloroethane	ND	0.00050		mg/L	1	10/27/2014 1010	10/27/2014 1738	KP
1,1-Dichloroethene	ND	0.00050		mg/L	1	10/27/2014 1010	10/27/2014 1738	KP
1,1-Dichloropropene	ND	0.00050		mg/L	1	10/27/2014 1010	10/27/2014 1738	KP
1,2,3-Trichlorobenzene	ND	0.00050		mg/L	1	10/27/2014 1010	10/27/2014 1738	KP
1,2,3-Trichloropropane	ND	0.00050		mg/L	1	10/27/2014 1010	10/27/2014 1738	KP
1,2,4-Trichlorobenzene	ND	0.00050		mg/L	1	10/27/2014 1010	10/27/2014 1738	KP
1,2,4-Trimethylbenzene	ND	0.00050		mg/L	1	10/27/2014 1010	10/27/2014 1738	KP
1,2-Dichlorobenzene	ND	0.00050		mg/L	1	10/27/2014 1010	10/27/2014 1738	KP
1,2-Dichloroethane	ND	0.00050		mg/L	1	10/27/2014 1010	10/27/2014 1738	KP
1,2-Dichloropropane	ND	0.00050		mg/L	1	10/27/2014 1010	10/27/2014 1738	KP
1,3,5-Trimethylbenzene	ND	0.00050		mg/L	1	10/27/2014 1010	10/27/2014 1738	KP
1,3-Dichlorobenzene	ND	0.00050		mg/L	1	10/27/2014 1010	10/27/2014 1738	KP
1,3-Dichloropropane	ND	0.00050		mg/L	1	10/27/2014 1010	10/27/2014 1738	KP
1,4-Dichlorobenzene	ND	0.00050		mg/L	1	10/27/2014 1010	10/27/2014 1738	KP
2,2-Dichloropropane	ND	0.00050		mg/L	1	10/27/2014 1010	10/27/2014 1738	KP
2-Chlorotoluene	ND	0.00050		mg/L	1	10/27/2014 1010	10/27/2014 1738	KP
4-Chlorotoluene	ND	0.00050		mg/L	1	10/27/2014 1010	10/27/2014 1738	KP
4-Isopropyltoluene	ND	0.00050		mg/L	1	10/27/2014 1010	10/27/2014 1738	KP
Benzene	ND	0.00050		mg/L	1	10/27/2014 1010	10/27/2014 1738	KP
Bromobenzene	ND	0.00050		mg/L	1	10/27/2014 1010	10/27/2014 1738	KP
Bromochloromethane	ND	0.00050		mg/L	1	10/27/2014 1010	10/27/2014 1738	KP
Bromodichloromethane	ND	0.00050		mg/L	1	10/27/2014 1010	10/27/2014 1738	KP
Bromoform	ND	0.00050		mg/L	1	10/27/2014 1010	10/27/2014 1738	KP

Turner Laboratories, Inc.

Date: 11/10/2014

Client: University of Arizona- Risk Management Se
Project: Page Ranch
Work Order: 14J0575
Lab Sample ID: 14J0575-01

Client Sample ID: MW #3
Collection Date/Time: 10/15/2014 0945
Matrix: Drinking Water
Order Name: MW#3

Analyses	Result	PQL	Qual	Units	DF	Prep Date	Analysis Date	Analyst
Bromomethane	ND	0.00050		mg/L	1	10/27/2014 1010	10/27/2014 1738	KP
Carbon tetrachloride	ND	0.00050		mg/L	1	10/27/2014 1010	10/27/2014 1738	KP
Chlorobenzene	ND	0.00050		mg/L	1	10/27/2014 1010	10/27/2014 1738	KP
Chloroethane	ND	0.00050		mg/L	1	10/27/2014 1010	10/27/2014 1738	KP
Chloroform	ND	0.00050		mg/L	1	10/27/2014 1010	10/27/2014 1738	KP
Chloromethane	ND	0.00050		mg/L	1	10/27/2014 1010	10/27/2014 1738	KP
cis-1,2-Dichloroethene	ND	0.00050		mg/L	1	10/27/2014 1010	10/27/2014 1738	KP
cis-1,3-Dichloropropene	ND	0.00050		mg/L	1	10/27/2014 1010	10/27/2014 1738	KP
Dibromochloromethane	ND	0.00050		mg/L	1	10/27/2014 1010	10/27/2014 1738	KP
Dibromomethane	ND	0.00050		mg/L	1	10/27/2014 1010	10/27/2014 1738	KP
Dichlorodifluoromethane	ND	0.00050		mg/L	1	10/27/2014 1010	10/27/2014 1738	KP
Ethylbenzene	ND	0.00050		mg/L	1	10/27/2014 1010	10/27/2014 1738	KP
Hexachlorobutadiene	ND	0.00050		mg/L	1	10/27/2014 1010	10/27/2014 1738	KP
Isopropylbenzene	ND	0.00050		mg/L	1	10/27/2014 1010	10/27/2014 1738	KP
Methylene chloride	ND	0.00050		mg/L	1	10/27/2014 1010	10/27/2014 1738	KP
Naphthalene	ND	0.00050		mg/L	1	10/27/2014 1010	10/27/2014 1738	KP
n-Butylbenzene	ND	0.00050		mg/L	1	10/27/2014 1010	10/27/2014 1738	KP
n-Propylbenzene	ND	0.00050		mg/L	1	10/27/2014 1010	10/27/2014 1738	KP
sec-Butylbenzene	ND	0.00050		mg/L	1	10/27/2014 1010	10/27/2014 1738	KP
Styrene	ND	0.00050		mg/L	1	10/27/2014 1010	10/27/2014 1738	KP
tert-Butylbenzene	ND	0.00050		mg/L	1	10/27/2014 1010	10/27/2014 1738	KP
Tetrachloroethene	ND	0.00050		mg/L	1	10/27/2014 1010	10/27/2014 1738	KP
Toluene	ND	0.00050		mg/L	1	10/27/2014 1010	10/27/2014 1738	KP
trans-1,2-Dichloroethene	ND	0.00050		mg/L	1	10/27/2014 1010	10/27/2014 1738	KP
trans-1,3-Dichloropropene	ND	0.00050		mg/L	1	10/27/2014 1010	10/27/2014 1738	KP
Trichloroethene	ND	0.00050		mg/L	1	10/27/2014 1010	10/27/2014 1738	KP
Trichlorofluoromethane	ND	0.00050		mg/L	1	10/27/2014 1010	10/27/2014 1738	KP
TTHMs	ND	0.00050		mg/L	1	10/27/2014 1010	10/27/2014 1738	KP
Vinyl chloride	ND	0.00050		mg/L	1	10/27/2014 1010	10/27/2014 1738	KP
Xylenes, Total	ND	0.0015		mg/L	1	10/27/2014 1010	10/27/2014 1738	KP
Surr: 1,2-Dichlorobenzene-d4	*93*	*70-130*		*%REC*	*1*	*10/27/2014 1010*	*10/27/2014 1738*	*KP*
Surr: 4-Bromofluorobenzene	*93*	*70-130*		*%REC*	*1*	*10/27/2014 1010*	*10/27/2014 1738*	*KP*
Organochlorine Pesticides-SW8081A								
4,4´-DDD	ND	0.10		ug/L	1	10/16/2014 0836	10/20/2014 1905	MD
4,4´-DDE	ND	0.10		ug/L	1	10/16/2014 0836	10/20/2014 1905	MD
4,4´-DDT	ND	0.10		ug/L	1	10/16/2014 0836	10/20/2014 1905	MD
Aldrin	ND	0.10		ug/L	1	10/16/2014 0836	10/20/2014 1905	MD
alpha-BHC	ND	0.10		ug/L	1	10/16/2014 0836	10/20/2014 1905	MD
alpha-Chlordane	ND	0.10		ug/L	1	10/16/2014 0836	10/21/2014 0107	MD
beta-BHC	ND	0.10		ug/L	1	10/16/2014 0836	10/20/2014 1905	MD
delta-BHC	ND	0.10		ug/L	1	10/16/2014 0836	10/20/2014 1905	MD

Turner Laboratories, Inc.

Date: 11/10/2014

Client:	University of Arizona- Risk Management Se	**Client Sample ID:**	MW #3
Project:	Page Ranch	**Collection Date/Time:**	10/15/2014 0945
Work Order:	14J0575	**Matrix:**	Drinking Water
Lab Sample ID:	14J0575-01	**Order Name:**	MW#3

Analyses	Result	PQL	Qual	Units	DF	Prep Date	Analysis Date	Analyst
Dieldrin	ND	0.10		ug/L	1	10/16/2014 0836	10/20/2014 1905	MD
Endosulfan I	ND	0.10		ug/L	1	10/16/2014 0836	10/20/2014 1905	MD
Endosulfan II	ND	0.10		ug/L	1	10/16/2014 0836	10/20/2014 1905	MD
Endosulfan sulfate	ND	0.10		ug/L	1	10/16/2014 0836	10/20/2014 1905	MD
Endrin	ND	0.10		ug/L	1	10/16/2014 0836	10/20/2014 1905	MD
Endrin aldehyde	ND	0.10		ug/L	1	10/16/2014 0836	10/20/2014 1905	MD
Endrin ketone	ND	0.10		ug/L	1	10/16/2014 0836	10/20/2014 1905	MD
gamma-BHC	ND	0.10		ug/L	1	10/16/2014 0836	10/20/2014 1905	MD
gamma-Chlordane	ND	0.10		ug/L	1	10/16/2014 0836	10/21/2014 0107	MD
Heptachlor	ND	0.10		ug/L	1	10/16/2014 0836	10/20/2014 1905	MD
Heptachlor epoxide	ND	0.10		ug/L	1	10/16/2014 0836	10/20/2014 1905	MD
Methoxychlor	ND	0.10		ug/L	1	10/16/2014 0836	10/20/2014 1905	MD
Toxaphene	ND	1.0		ug/L	1	10/16/2014 0836	10/20/2014 1905	MD
Surr: Decachlorobiphenyl	*89*	*38.8-124*		*%REC*	*1*	*10/16/2014 0836*	*10/20/2014 1905*	*MD*
Surr: Tetrachloro-m-xylene	*77*	*40-118.3*		*%REC*	*1*	*10/16/2014 0836*	*10/20/2014 1905*	*MD*
Semivolatile Organic Compounds-SW8270C								
1,2,4-Trichlorobenzene	ND	10		ug/L	1	10/21/2014 1511	10/24/2014 1819	MD
1,2-Dichlorobenzene	ND	10		ug/L	1	10/21/2014 1511	10/24/2014 1819	MD
1,3-Dichlorobenzene	ND	10		ug/L	1	10/21/2014 1511	10/24/2014 1819	MD
1,4-Dichlorobenzene	ND	10		ug/L	1	10/21/2014 1511	10/24/2014 1819	MD
2,4,5-Trichlorophenol	ND	10		ug/L	1	10/21/2014 1511	10/24/2014 1819	MD
2,4,6-Trichlorophenol	ND	10		ug/L	1	10/21/2014 1511	10/24/2014 1819	MD
2,4-Dichlorophenol	ND	10		ug/L	1	10/21/2014 1511	10/24/2014 1819	MD
2,4-Dimethylphenol	ND	10		ug/L	1	10/21/2014 1511	10/24/2014 1819	MD
2,4-Dinitrophenol	ND	50		ug/L	1	10/21/2014 1511	10/24/2014 1819	MD
2,4-Dinitrotoluene	ND	10		ug/L	1	10/21/2014 1511	10/24/2014 1819	MD
2,6-Dinitrotoluene	ND	10		ug/L	1	10/21/2014 1511	10/24/2014 1819	MD
2-Chloronaphthalene	ND	10		ug/L	1	10/21/2014 1511	10/24/2014 1819	MD
2-Chlorophenol	ND	10		ug/L	1	10/21/2014 1511	10/24/2014 1819	MD
2-Methylnaphthalene	ND	5.0		ug/L	1	10/21/2014 1511	10/24/2014 1819	MD
2-Methylphenol	ND	10		ug/L	1	10/21/2014 1511	10/24/2014 1819	MD
2-Nitroaniline	ND	20		ug/L	1	10/21/2014 1511	10/24/2014 1819	MD
2-Nitrophenol	ND	10		ug/L	1	10/21/2014 1511	10/24/2014 1819	MD
3,3´-Dichlorobenzidine	ND	20		ug/L	1	10/21/2014 1511	10/24/2014 1819	MD
3,4-Methylphenol	ND	10		ug/L	1	10/21/2014 1511	10/24/2014 1819	MD
3-Nitroaniline	ND	20		ug/L	1	10/21/2014 1511	10/24/2014 1819	MD
4,6-Dinitro-2-methylphenol	ND	20		ug/L	1	10/21/2014 1511	10/24/2014 1819	MD
4-Bromophenyl phenyl ether	ND	10		ug/L	1	10/21/2014 1511	10/24/2014 1819	MD
4-Chloro-3-methylphenol	ND	10		ug/L	1	10/21/2014 1511	10/24/2014 1819	MD
4-Chloroaniline	ND	20		ug/L	1	10/21/2014 1511	10/24/2014 1819	MD
4-Chlorophenyl phenyl ether	ND	10		ug/L	1	10/21/2014 1511	10/24/2014 1819	MD

Turner Laboratories, Inc.

Date: 11/10/2014

Client:	University of Arizona- Risk Management Se	**Client Sample ID:**	MW #3
Project:	Page Ranch	**Collection Date/Time:**	10/15/2014 0945
Work Order:	14J0575	**Matrix:**	Drinking Water
Lab Sample ID:	14J0575-01	**Order Name:**	MW#3

Analyses	Result	PQL	Qual	Units	DF	Prep Date	Analysis Date	Analyst
4-Nitroaniline	ND	20		ug/L	1	10/21/2014 1511	10/24/2014 1819	MD
4-Nitrophenol	ND	50		ug/L	1	10/21/2014 1511	10/24/2014 1819	MD
Acenaphthene	ND	5.0		ug/L	1	10/21/2014 1511	10/24/2014 1819	MD
Acenaphthylene	ND	5.0		ug/L	1	10/21/2014 1511	10/24/2014 1819	MD
Aniline	ND	20		ug/L	1	10/21/2014 1511	10/24/2014 1819	MD
Anthracene	ND	5.0		ug/L	1	10/21/2014 1511	10/24/2014 1819	MD
Benzo[a]anthracene	ND	5.0		ug/L	1	10/21/2014 1511	10/24/2014 1819	MD
Benzo[a]pyrene	ND	5.0		ug/L	1	10/21/2014 1511	10/24/2014 1819	MD
Benzo[b,k]fluoranthene	ND	10		ug/L	1	10/21/2014 1511	10/24/2014 1819	MD
Benzo[g,h,i]perylene	ND	5.0		ug/L	1	10/21/2014 1511	10/24/2014 1819	MD
Benzoic acid	ND	50		ug/L	1	10/21/2014 1511	10/24/2014 1819	MD
Benzyl alcohol	ND	5.0		ug/L	1	10/21/2014 1511	10/24/2014 1819	MD
Bis(2-chloroethoxy)methane	ND	10		ug/L	1	10/21/2014 1511	10/24/2014 1819	MD
Bis(2-chloroethyl)ether	ND	10		ug/L	1	10/21/2014 1511	10/24/2014 1819	MD
Bis(2-chloroisopropyl)ether	ND	10		ug/L	1	10/21/2014 1511	10/24/2014 1819	MD
Bis(2-ethylhexyl)phthalate	ND	10		ug/L	1	10/21/2014 1511	10/24/2014 1819	MD
Butyl benzyl phthalate	ND	10		ug/L	1	10/21/2014 1511	10/24/2014 1819	MD
Chrysene	ND	5.0		ug/L	1	10/21/2014 1511	10/24/2014 1819	MD
Dibenzo[a,h]anthracene	ND	5.0		ug/L	1	10/21/2014 1511	10/24/2014 1819	MD
Dibenzofuran	ND	5.0		ug/L	1	10/21/2014 1511	10/24/2014 1819	MD
Diethyl phthalate	ND	10		ug/L	1	10/21/2014 1511	10/24/2014 1819	MD
Dimethyl phthalate	ND	10		ug/L	1	10/21/2014 1511	10/24/2014 1819	MD
Di-n-butyl phthalate	ND	10		ug/L	1	10/21/2014 1511	10/24/2014 1819	MD
Di-n-octyl phthalate	ND	10		ug/L	1	10/21/2014 1511	10/24/2014 1819	MD
Fluoranthene	ND	5.0		ug/L	1	10/21/2014 1511	10/24/2014 1819	MD
Fluorene	ND	5.0		ug/L	1	10/21/2014 1511	10/24/2014 1819	MD
Hexachlorobenzene	ND	10		ug/L	1	10/21/2014 1511	10/24/2014 1819	MD
Hexachlorobutadiene	ND	10		ug/L	1	10/21/2014 1511	10/24/2014 1819	MD
Hexachlorocyclopentadiene	ND	10		ug/L	1	10/21/2014 1511	10/24/2014 1819	MD
Hexachloroethane	ND	10		ug/L	1	10/21/2014 1511	10/24/2014 1819	MD
Indeno[1,2,3-cd]pyrene	ND	5.0		ug/L	1	10/21/2014 1511	10/24/2014 1819	MD
Isophorone	ND	10		ug/L	1	10/21/2014 1511	10/24/2014 1819	MD
Naphthalene	ND	5.0		ug/L	1	10/21/2014 1511	10/24/2014 1819	MD
Nitrobenzene	ND	10		ug/L	1	10/21/2014 1511	10/24/2014 1819	MD
N-Nitrosodimethylamine	ND	10		ug/L	1	10/21/2014 1511	10/24/2014 1819	MD
N-Nitrosodiphenylamine	ND	10		ug/L	1	10/21/2014 1511	10/24/2014 1819	MD
N-Nitrosodipropylamine	ND	10		ug/L	1	10/21/2014 1511	10/24/2014 1819	MD
Pentachlorophenol	ND	30		ug/L	1	10/21/2014 1511	10/24/2014 1819	MD
Phenanthrene	ND	5.0		ug/L	1	10/21/2014 1511	10/24/2014 1819	MD
Phenol	ND	10		ug/L	1	10/21/2014 1511	10/24/2014 1819	MD
Pyrene	ND	5.0		ug/L	1	10/21/2014 1511	10/24/2014 1819	MD
Surr: 2,4,6-Tribromophenol	*89*	*59-119.7*		*%REC*	*1*	*10/21/2014 1511*	*10/24/2014 1819*	*MD*

Turner Laboratories, Inc.

Date: 11/10/2014

Client:	University of Arizona- Risk Management Se	**Client Sample ID:**	MW #3
Project:	Page Ranch	**Collection Date/Time:**	10/15/2014 0945
Work Order:	14J0575	**Matrix:**	Drinking Water
Lab Sample ID:	14J0575-01	**Order Name:**	MW#3

Analyses	Result	PQL	Qual	Units	DF	Prep Date	Analysis Date	Analyst
Surr: 2-Fluorobiphenyl	*55*	*34.4-104.1*		*%REC*	*1*	*10/21/2014 1511*	*10/24/2014 1819*	*MD*
Surr: 2-Fluorophenol	*44*	*16.1-69*		*%REC*	*1*	*10/21/2014 1511*	*10/24/2014 1819*	*MD*
Surr: 4-Terphenyl-d14	*48*	*15.9-118.9*		*%REC*	*1*	*10/21/2014 1511*	*10/24/2014 1819*	*MD*
Surr: Nitrobenzene-d5	*56*	*32.1-102.5*		*%REC*	*1*	*10/21/2014 1511*	*10/24/2014 1819*	*MD*
Surr: Phenol-d6	*51*	*20.7-84.2*		*%REC*	*1*	*10/21/2014 1511*	*10/24/2014 1819*	*MD*

Turner Laboratories, Inc.

Date: 11/10/2014

Client:	University of Arizona- Risk Management Se	**Client Sample ID:**	Trip Blank
Project:	Page Ranch	**Collection Date/Time:**	10/15/2014 0000
Work Order:	14J0575	**Matrix:**	Trip Blank
Lab Sample ID:	14J0575-02	**Order Name:**	MW#3

Analyses	Result	PQL	Qual	Units	DF	Prep Date	Analysis Date	Analyst
EDB and DBCP-E504.1								
1,2-Dibromo-3-chloropropane	ND	0.000020		mg/L	1	10/17/2014 0739	10/18/2014 0248	MD
1,2-Dibromoethane	ND	0.000010		mg/L	1	10/17/2014 0739	10/18/2014 0248	MD
Surr: Tetrachloro-m-xylene	*101*	*70-130*		*%REC*	*1*	*10/17/2014 0739*	*10/18/2014 248*	*MD*
Volatile Organic Compounds by GC/MS-EPA 524.2								
1,1,1,2-Tetrachloroethane	ND	0.00050		mg/L	1	10/27/2014 1010	10/27/2014 1811	KP
1,1,1-Trichloroethane	ND	0.00050		mg/L	1	10/27/2014 1010	10/27/2014 1811	KP
1,1,2,2-Tetrachloroethane	ND	0.00050		mg/L	1	10/27/2014 1010	10/27/2014 1811	KP
1,1,2-Trichloroethane	ND	0.00050		mg/L	1	10/27/2014 1010	10/27/2014 1811	KP
1,1-Dichloroethane	ND	0.00050		mg/L	1	10/27/2014 1010	10/27/2014 1811	KP
1,1-Dichloroethene	ND	0.00050		mg/L	1	10/27/2014 1010	10/27/2014 1811	KP
1,1-Dichloropropene	ND	0.00050		mg/L	1	10/27/2014 1010	10/27/2014 1811	KP
1,2,3-Trichlorobenzene	ND	0.00050		mg/L	1	10/27/2014 1010	10/27/2014 1811	KP
1,2,3-Trichloropropane	ND	0.00050		mg/L	1	10/27/2014 1010	10/27/2014 1811	KP
1,2,4-Trichlorobenzene	ND	0.00050		mg/L	1	10/27/2014 1010	10/27/2014 1811	KP
1,2,4-Trimethylbenzene	ND	0.00050		mg/L	1	10/27/2014 1010	10/27/2014 1811	KP
1,2-Dichlorobenzene	ND	0.00050		mg/L	1	10/27/2014 1010	10/27/2014 1811	KP
1,2-Dichloroethane	ND	0.00050		mg/L	1	10/27/2014 1010	10/27/2014 1811	KP
1,2-Dichloropropane	ND	0.00050		mg/L	1	10/27/2014 1010	10/27/2014 1811	KP
1,3,5-Trimethylbenzene	ND	0.00050		mg/L	1	10/27/2014 1010	10/27/2014 1811	KP
1,3-Dichlorobenzene	ND	0.00050		mg/L	1	10/27/2014 1010	10/27/2014 1811	KP
1,3-Dichloropropane	ND	0.00050		mg/L	1	10/27/2014 1010	10/27/2014 1811	KP
1,4-Dichlorobenzene	ND	0.00050		mg/L	1	10/27/2014 1010	10/27/2014 1811	KP
2,2-Dichloropropane	ND	0.00050		mg/L	1	10/27/2014 1010	10/27/2014 1811	KP
2-Chlorotoluene	ND	0.00050		mg/L	1	10/27/2014 1010	10/27/2014 1811	KP
4-Chlorotoluene	ND	0.00050		mg/L	1	10/27/2014 1010	10/27/2014 1811	KP
4-Isopropyltoluene	ND	0.00050		mg/L	1	10/27/2014 1010	10/27/2014 1811	KP
Benzene	ND	0.00050		mg/L	1	10/27/2014 1010	10/27/2014 1811	KP
Bromobenzene	ND	0.00050		mg/L	1	10/27/2014 1010	10/27/2014 1811	KP
Bromochloromethane	ND	0.00050		mg/L	1	10/27/2014 1010	10/27/2014 1811	KP
Bromodichloromethane	ND	0.00050		mg/L	1	10/27/2014 1010	10/27/2014 1811	KP
Bromoform	ND	0.00050		mg/L	1	10/27/2014 1010	10/27/2014 1811	KP
Bromomethane	ND	0.00050		mg/L	1	10/27/2014 1010	10/27/2014 1811	KP
Carbon tetrachloride	ND	0.00050		mg/L	1	10/27/2014 1010	10/27/2014 1811	KP
Chlorobenzene	ND	0.00050		mg/L	1	10/27/2014 1010	10/27/2014 1811	KP
Chloroethane	ND	0.00050		mg/L	1	10/27/2014 1010	10/27/2014 1811	KP
Chloroform	ND	0.00050		mg/L	1	10/27/2014 1010	10/27/2014 1811	KP
Chloromethane	ND	0.00050		mg/L	1	10/27/2014 1010	10/27/2014 1811	KP
cis-1,2-Dichloroethene	ND	0.00050		mg/L	1	10/27/2014 1010	10/27/2014 1811	KP
cis-1,3-Dichloropropene	ND	0.00050		mg/L	1	10/27/2014 1010	10/27/2014 1811	KP
Dibromochloromethane	ND	0.00050		mg/L	1	10/27/2014 1010	10/27/2014 1811	KP

Turner Laboratories, Inc.

Date: 11/10/2014

Client:	University of Arizona- Risk Management Se	**Client Sample ID:**	Trip Blank
Project:	Page Ranch	**Collection Date/Time:**	10/15/2014 0000
Work Order:	14J0575	**Matrix:**	Trip Blank
Lab Sample ID:	14J0575-02	**Order Name:**	MW#3

Analyses	Result	PQL	Qual	Units	DF	Prep Date	Analysis Date	Analyst
Dibromomethane	ND	0.00050		mg/L	1	10/27/2014 1010	10/27/2014 1811	KP
Dichlorodifluoromethane	ND	0.00050		mg/L	1	10/27/2014 1010	10/27/2014 1811	KP
Ethylbenzene	ND	0.00050		mg/L	1	10/27/2014 1010	10/27/2014 1811	KP
Hexachlorobutadiene	ND	0.00050		mg/L	1	10/27/2014 1010	10/27/2014 1811	KP
Isopropylbenzene	ND	0.00050		mg/L	1	10/27/2014 1010	10/27/2014 1811	KP
Methylene chloride	ND	0.00050		mg/L	1	10/27/2014 1010	10/27/2014 1811	KP
Naphthalene	ND	0.00050		mg/L	1	10/27/2014 1010	10/27/2014 1811	KP
n-Butylbenzene	ND	0.00050		mg/L	1	10/27/2014 1010	10/27/2014 1811	KP
n-Propylbenzene	ND	0.00050		mg/L	1	10/27/2014 1010	10/27/2014 1811	KP
sec-Butylbenzene	ND	0.00050		mg/L	1	10/27/2014 1010	10/27/2014 1811	KP
Styrene	ND	0.00050		mg/L	1	10/27/2014 1010	10/27/2014 1811	KP
tert-Butylbenzene	ND	0.00050		mg/L	1	10/27/2014 1010	10/27/2014 1811	KP
Tetrachloroethene	ND	0.00050		mg/L	1	10/27/2014 1010	10/27/2014 1811	KP
Toluene	ND	0.00050		mg/L	1	10/27/2014 1010	10/27/2014 1811	KP
trans-1,2-Dichloroethene	ND	0.00050		mg/L	1	10/27/2014 1010	10/27/2014 1811	KP
trans-1,3-Dichloropropene	ND	0.00050		mg/L	1	10/27/2014 1010	10/27/2014 1811	KP
Trichloroethene	ND	0.00050		mg/L	1	10/27/2014 1010	10/27/2014 1811	KP
Trichlorofluoromethane	ND	0.00050		mg/L	1	10/27/2014 1010	10/27/2014 1811	KP
TTHMs	ND	0.00050		mg/L	1	10/27/2014 1010	10/27/2014 1811	KP
Vinyl chloride	ND	0.00050		mg/L	1	10/27/2014 1010	10/27/2014 1811	KP
Xylenes, Total	ND	0.0015		mg/L	1	10/27/2014 1010	10/27/2014 1811	KP
Surr: 1,2-Dichlorobenzene-d4	*91*	*70-130*		*%REC*	*1*	*10/27/2014 1010*	*10/27/2014 1811*	*KP*
Surr: 4-Bromofluorobenzene	*94*	*70-130*		*%REC*	*1*	*10/27/2014 1010*	*10/27/2014 1811*	*KP*

Client: University of Arizona- Risk Management Services
Project: Page Ranch
Work Order: 14J0575
Date Received: 10/15/2014

QC Summary

Analyte	Result	Reporting Limit	Units	Spike Level	Source Result	%REC	%REC Limits	RPD	RPD Limit	Qual
Batch 1410220 - E200.7										
Blank (1410220-BLK1)				Prepared: 10/17/2014 Analyzed: 10/18/2014						
Manganese	ND	0.020	mg/L							
Sodium	ND	5.0	mg/L							
LCS (1410220-BS1)				Prepared: 10/17/2014 Analyzed: 10/18/2014						
Manganese	0.49	0.020	mg/L	0.5000		98	85-115			
Sodium	10	5.0	mg/L	10.00		100	85-115			
LCS Dup (1410220-BSD1)				Prepared: 10/17/2014 Analyzed: 10/18/2014						
Manganese	0.49	0.020	mg/L	0.5000		98	85-115	0.03	20	
Sodium	10	5.0	mg/L	10.00		103	85-115	3	20	
Matrix Spike (1410220-MS1)		**Source: 14J0030-02**		Prepared: 10/17/2014 Analyzed: 10/18/2014						
Manganese	0.57	0.020	mg/L	0.5000	0.061	103	70-130			
Sodium	160	5.0	mg/L	10.00	150	61	70-130			M3
Matrix Spike (1410220-MS2)		**Source: 14J0573-01**		Prepared: 10/17/2014 Analyzed: 10/18/2014						
Manganese	0.58	0.020	mg/L	0.5000	0.071	103	70-130			
Sodium	44	5.0	mg/L	10.00	33	105	70-130			

Client: University of Arizona- Risk Management Services
Project: Page Ranch
Work Order: 14J0575
Date Received: 10/15/2014

QC Summary

Analyte	Result	Reporting Limit	Units	Spike Level	Source Result	%REC	%REC Limits	RPD	RPD Limit	Qual
Batch 1410196 - SW8081A										
Blank (1410196-BLK1)				Prepared: 10/16/2014 Analyzed: 10/20/2014						
4,4´-DDD	ND	0.10	ug/L							
4,4´-DDE	ND	0.10	ug/L							
4,4´-DDT	ND	0.10	ug/L							
Aldrin	ND	0.10	ug/L							
alpha-BHC	ND	0.10	ug/L							
alpha-Chlordane	ND	0.10	ug/L							
beta-BHC	ND	0.10	ug/L							
delta-BHC	ND	0.10	ug/L							
Dieldrin	ND	0.10	ug/L							
Endosulfan I	ND	0.10	ug/L							
Endosulfan II	ND	0.10	ug/L							
Endosulfan sulfate	ND	0.10	ug/L							
Endrin	ND	0.10	ug/L							
Endrin aldehyde	ND	0.10	ug/L							
Endrin ketone	ND	0.10	ug/L							
gamma-BHC	ND	0.10	ug/L							
gamma-Chlordane	ND	0.10	ug/L							
Heptachlor	ND	0.10	ug/L							
Heptachlor epoxide	ND	0.10	ug/L							
Methoxychlor	ND	0.10	ug/L							
Toxaphene	ND	1.0	ug/L							
Surrogate: Decachlorobiphenyl	*0.968*		*ug/L*	*1.000*		*97*	*38.8-124*			
Surrogate: Tetrachloro-m-xylene	*0.722*		*ug/L*	*1.000*		*72*	*40-118.3*			
LCS (1410196-BS1)				Prepared: 10/16/2014 Analyzed: 10/20/2014						
4,4´-DDT	0.89	0.10	ug/L	1.000		89	54.8-117.2			
Aldrin	0.39	0.10	ug/L	0.5000		78	53.1-105			
Dieldrin	0.69	0.10	ug/L	1.000		69	59.5-100.2			
Endrin	0.83	0.10	ug/L	1.000		83	58.1-100.7			
gamma-BHC	0.44	0.10	ug/L	0.5000		87	56.5-117.1			
Heptachlor	0.37	0.10	ug/L	0.5000		74	51.5-104.5			
Surrogate: Decachlorobiphenyl	*0.972*		*ug/L*	*1.000*		*97*	*54.4-123.3*			
Surrogate: Tetrachloro-m-xylene	*0.714*		*ug/L*	*1.000*		*71*	*37.5-105.7*			
LCS Dup (1410196-BSD1)				Prepared: 10/16/2014 Analyzed: 10/20/2014						
4,4´-DDT	0.93	0.10	ug/L	1.000		93	54.8-117.2	4	30	
Aldrin	0.40	0.10	ug/L	0.5000		80	53.1-105	3	30	
Dieldrin	0.72	0.10	ug/L	1.000		72	59.5-100.2	4	30	
Endrin	0.86	0.10	ug/L	1.000		86	58.1-100.7	3	30	
gamma-BHC	0.44	0.10	ug/L	0.5000		87	56.5-117.1	0.02	30	
Heptachlor	0.38	0.10	ug/L	0.5000		76	51.5-104.5	2	30	
Surrogate: Decachlorobiphenyl	*1.01*		*ug/L*	*1.000*		*101*	*54.4-123.3*			
Surrogate: Tetrachloro-m-xylene	*0.724*		*ug/L*	*1.000*		*72*	*37.5-105.7*			

Client: University of Arizona- Risk Management Services
Project: Page Ranch
Work Order: 14J0575
Date Received: 10/15/2014

QC Summary

Analyte	Result	Reporting Limit	Units	Spike Level	Source Result	%REC	%REC Limits	RPD	RPD Limit	Qual
Batch 1410196 - SW8081A										
Matrix Spike (1410196-MS1)		**Source: 14J0573-01**		Prepared: 10/16/2014 Analyzed: 10/20/2014						
4,4´-DDT	0.93	0.11	ug/L	1.050	ND	88	10.1-142.2			
Aldrin	0.41	0.11	ug/L	0.5252	ND	79	23.2-118.8			
Dieldrin	0.73	0.11	ug/L	1.050	ND	70	43.8-113.4			
Endrin	0.82	0.11	ug/L	1.050	ND	78	28.1-131.1			
gamma-BHC	0.42	0.11	ug/L	0.5252	ND	81	58-115.5			
Heptachlor	0.39	0.11	ug/L	0.5252	ND	75	32.4-137			
Surrogate: Decachlorobiphenyl	*1.03*		*ug/L*	*1.050*		*98*	*38.8-124*			
Surrogate: Tetrachloro-m-xylene	*0.770*		*ug/L*	*1.050*		*73*	*40-118.3*			
Matrix Spike Dup (1410196-MSD1)		**Source: 14J0573-01**		Prepared: 10/16/2014 Analyzed: 10/20/2014						
4,4´-DDT	0.93	0.10	ug/L	1.014	ND	92	10.1-142.2	0.3	30	
Aldrin	0.40	0.10	ug/L	0.5071	ND	79	23.2-118.8	3	30	
Dieldrin	0.74	0.10	ug/L	1.014	ND	73	43.8-113.4	1	30	
Endrin	0.88	0.10	ug/L	1.014	ND	87	28.1-131.1	7	30	
gamma-BHC	0.43	0.10	ug/L	0.5071	ND	84	58-115.5	0.3	30	
Heptachlor	0.38	0.10	ug/L	0.5071	ND	75	32.4-137	4	30	
Surrogate: Decachlorobiphenyl	*1.01*		*ug/L*	*1.014*		*100*	*38.8-124*			
Surrogate: Tetrachloro-m-xylene	*0.773*		*ug/L*	*1.014*		*76*	*40-118.3*			
Batch 1410208 - E504.1										
Blank (1410208-BLK1)				Prepared & Analyzed: 10/17/2014						
1,2-Dibromo-3-chloropropane	ND	0.000020	mg/L							
1,2-Dibromoethane	ND	0.000010	mg/L							
Surrogate: Tetrachloro-m-xylene	*0.000210*		*mg/L*	*0.0002000*		*105*	*70-130*			
LCS (1410208-BS1)				Prepared & Analyzed: 10/17/2014						
1,2-Dibromo-3-chloropropane	0.00022	0.000020	mg/L	0.0002500		89	70-130			
1,2-Dibromoethane	0.00023	0.000010	mg/L	0.0002500		91	70-130			
Surrogate: Tetrachloro-m-xylene	*0.000208*		*mg/L*	*0.0002000*		*104*	*70-130*			
LCS (1410208-BS4)				Prepared & Analyzed: 10/17/2014						
1,2-Dibromo-3-chloropropane	0.00023	0.000020	mg/L	0.0002500		94	70-130			
1,2-Dibromoethane	0.00025	0.000010	mg/L	0.0002500		99	70-130			
Surrogate: Tetrachloro-m-xylene	*0.000219*		*mg/L*	*0.0002000*		*110*	*70-130*			
LCS Dup (1410208-BSD1)				Prepared & Analyzed: 10/17/2014						
1,2-Dibromo-3-chloropropane	0.00024	0.000020	mg/L	0.0002500		97	70-130	9	30	
1,2-Dibromoethane	0.00025	0.000010	mg/L	0.0002500		100	70-130	9	30	
Surrogate: Tetrachloro-m-xylene	*0.000222*		*mg/L*	*0.0002000*		*111*	*70-130*			
LCS Dup (1410208-BSD4)				Prepared: 10/17/2014 Analyzed: 10/18/2014						
1,2-Dibromo-3-chloropropane	0.00023	0.000020	mg/L	0.0002500		91	70-130	3	30	
1,2-Dibromoethane	0.00024	0.000010	mg/L	0.0002500		97	70-130	2	30	
Surrogate: Tetrachloro-m-xylene	*0.000209*		*mg/L*	*0.0002000*		*104*	*70-130*			

Client: University of Arizona- Risk Management Services
Project: Page Ranch
Work Order: 14J0575
Date Received: 10/15/2014

QC Summary

Analyte	Result	Reporting Limit	Units	Spike Level	Source Result	%REC	%REC Limits	RPD	RPD Limit	Qual
Batch 1410208 - E504.1										
Matrix Spike (1410208-MS1)		**Source: 14J0475-01**		Prepared & Analyzed: 10/17/2014						
1,2-Dibromo-3-chloropropane	0.00023	0.000020	mg/L	0.0002500	ND	90	70-130			
1,2-Dibromoethane	0.00018	0.000010	mg/L	0.0002500	ND	71	70-130			
Surrogate: Tetrachloro-m-xylene	*0.000206*		*mg/L*	*0.0002000*		*103*	*70-130*			
Matrix Spike (1410208-MS2)		**Source: 14J0573-01**		Prepared: 10/17/2014 Analyzed: 10/18/2014						
1,2-Dibromo-3-chloropropane	0.00024	0.000020	mg/L	0.0002500	ND	94	70-130			
1,2-Dibromoethane	0.00025	0.000010	mg/L	0.0002500	ND	99	70-130			
Surrogate: Tetrachloro-m-xylene	*0.000214*		*mg/L*	*0.0002000*		*107*	*70-130*			
Batch 1410260 - SW8270C										

Client: University of Arizona- Risk Management Services
Project: Page Ranch
Work Order: 14J0575
Date Received: 10/15/2014

QC Summary

Analyte	Result	Reporting Limit	Units	Spike Level	Source Result	%REC	%REC Limits	RPD	RPD Limit	Qual
Batch 1410260 - SW8270C										
Blank (1410260-BLK1)				Prepared: 10/21/2014 Analyzed: 10/24/2014						
1,2,4-Trichlorobenzene	ND	10	ug/L							
1,2-Dichlorobenzene	ND	10	ug/L							
1,3-Dichlorobenzene	ND	10	ug/L							
1,4-Dichlorobenzene	ND	10	ug/L							
2,4,5-Trichlorophenol	ND	10	ug/L							
2,4,6-Trichlorophenol	ND	10	ug/L							
2,4-Dichlorophenol	ND	10	ug/L							
2,4-Dimethylphenol	ND	10	ug/L							
2,4-Dinitrophenol	ND	50	ug/L							
2,4-Dinitrotoluene	ND	10	ug/L							
2,6-Dinitrotoluene	ND	10	ug/L							
2-Chloronaphthalene	ND	10	ug/L							
2-Chlorophenol	ND	10	ug/L							
2-Methylnaphthalene	ND	5.0	ug/L							
2-Methylphenol	ND	10	ug/L							
2-Nitroaniline	ND	20	ug/L							
2-Nitrophenol	ND	10	ug/L							
3,3´-Dichlorobenzidine	ND	20	ug/L							
3,4-Methylphenol	ND	10	ug/L							
3-Nitroaniline	ND	20	ug/L							
4,6-Dinitro-2-methylphenol	ND	20	ug/L							
4-Bromophenyl phenyl ether	ND	10	ug/L							
4-Chloro-3-methylphenol	ND	10	ug/L							
4-Chloroaniline	ND	20	ug/L							
4-Chlorophenyl phenyl ether	ND	10	ug/L							
4-Nitroaniline	ND	20	ug/L							
4-Nitrophenol	ND	50	ug/L							
Acenaphthene	ND	5.0	ug/L							
Acenaphthylene	ND	5.0	ug/L							
Aniline	ND	20	ug/L							
Anthracene	ND	5.0	ug/L							
Benzo[a]anthracene	ND	5.0	ug/L							
Benzo[a]pyrene	ND	5.0	ug/L							
Benzo[b,k]fluoranthene	ND	10	ug/L							
Benzo[g,h,i]perylene	ND	5.0	ug/L							
Benzoic acid	ND	50	ug/L							
Benzyl alcohol	5.5	5.0	ug/L							B1
Bis(2-chloroethoxy)methane	ND	10	ug/L							
Bis(2-chloroethyl)ether	ND	10	ug/L							
Bis(2-chloroisopropyl)ether	ND	10	ug/L							
Bis(2-ethylhexyl)phthalate	ND	10	ug/L							
Butyl benzyl phthalate	ND	10	ug/L							
Chrysene	ND	5.0	ug/L							
Dibenzo[a,h]anthracene	ND	5.0	ug/L							
Dibenzofuran	ND	5.0	ug/L							
Diethyl phthalate	ND	10	ug/L							
Dimethyl phthalate	ND	10	ug/L							
Di-n-butyl phthalate	ND	10	ug/L							

Client: University of Arizona- Risk Management Services
Project: Page Ranch
Work Order: 14J0575
Date Received: 10/15/2014

QC Summary

Analyte	Result	Reporting Limit	Units	Spike Level	Source Result	%REC	%REC Limits	RPD	RPD Limit	Qual
Batch 1410260 - SW8270C										
Blank (1410260-BLK1)				Prepared: 10/21/2014 Analyzed: 10/24/2014						
Di-n-octyl phthalate	ND	10	ug/L							
Fluoranthene	ND	5.0	ug/L							
Fluorene	ND	5.0	ug/L							
Hexachlorobenzene	ND	10	ug/L							
Hexachlorobutadiene	ND	10	ug/L							
Hexachlorocyclopentadiene	ND	10	ug/L							
Hexachloroethane	ND	10	ug/L							
Indeno[1,2,3-cd]pyrene	ND	5.0	ug/L							
Isophorone	ND	10	ug/L							
Naphthalene	ND	5.0	ug/L							
Nitrobenzene	ND	10	ug/L							
N-Nitrosodimethylamine	ND	10	ug/L							
N-Nitrosodiphenylamine	ND	10	ug/L							
N-Nitrosodipropylamine	ND	10	ug/L							
Pentachlorophenol	ND	30	ug/L							
Phenanthrene	ND	5.0	ug/L							
Phenol	ND	10	ug/L							
Pyrene	ND	5.0	ug/L							
Surrogate: 2,4,6-Tribromophenol	*87.2*		*ug/L*	*100.0*		*87*	*59-119.7*			
Surrogate: 2-Fluorobiphenyl	*63.2*		*ug/L*	*100.0*		*63*	*34.4-104.1*			
Surrogate: 2-Fluorophenol	*46.9*		*ug/L*	*100.0*		*47*	*16.1-69*			
Surrogate: 4-Terphenyl-d14	*43.8*		*ug/L*	*100.0*		*44*	*15.9-118.9*			
Surrogate: Nitrobenzene-d5	*57.6*		*ug/L*	*100.0*		*58*	*32.1-102.5*			
Surrogate: Phenol-d6	*58.6*		*ug/L*	*100.0*		*59*	*20.7-84.2*			
LCS (1410260-BS1)				Prepared: 10/21/2014 Analyzed: 10/24/2014						
1,2,4-Trichlorobenzene	27	10	ug/L	50.00		55	28.14-85.64			
1,4-Dichlorobenzene	21	10	ug/L	50.00		41	27.79-64.15			
2,4-Dinitrotoluene	27	10	ug/L	50.00		54	39.27-79.35			
2-Chlorophenol	52	10	ug/L	100.0		52	24.62-79.98			
4-Chloro-3-methylphenol	57	10	ug/L	100.0		57	37.66-82.55			
4-Nitrophenol	57	50	ug/L	100.0		57	26.58-91.73			
Acenaphthene	29	5.0	ug/L	50.00		58	41.63-72.14			
N-Nitrosodipropylamine	30	10	ug/L	50.00		60	36.81-88.63			
Pentachlorophenol	67	30	ug/L	100.0		67	32.14-95.92			
Phenol	56	10	ug/L	100.0		56	7.96-52.41			L1
Pyrene	27	5.0	ug/L	50.00		53	41.65-82.75			
Surrogate: 2,4,6-Tribromophenol	*85.5*		*ug/L*	*100.0*		*85*	*32.57-112.08*			
Surrogate: 2-Fluorobiphenyl	*59.5*		*ug/L*	*100.0*		*59*	*36.69-77.45*			
Surrogate: 2-Fluorophenol	*45.1*		*ug/L*	*100.0*		*45*	*0-86.73*			
Surrogate: 4-Terphenyl-d14	*45.1*		*ug/L*	*100.0*		*45*	*37.21-81.06*			
Surrogate: Nitrobenzene-d5	*56.8*		*ug/L*	*100.0*		*57*	*36.8-79.16*			
Surrogate: Phenol-d6	*56.3*		*ug/L*	*100.0*		*56*	*0-56.2*			*S4*

Client: University of Arizona- Risk Management Services
Project: Page Ranch
Work Order: 14J0575
Date Received: 10/15/2014

QC Summary

Analyte	Result	Reporting Limit	Units	Spike Level	Source Result	%REC	%REC Limits	RPD	RPD Limit	Qual
Batch 1410260 - SW8270C										
LCS Dup (1410260-BSD1)				Prepared: 10/21/2014 Analyzed: 10/24/2014						
1,2,4-Trichlorobenzene	32	10	ug/L	50.00		63	28.14-85.64	14	30	
1,4-Dichlorobenzene	24	10	ug/L	50.00		47	27.79-64.15	14	30	
2,4-Dinitrotoluene	33	10	ug/L	50.00		66	39.27-79.35	20	30	
2-Chlorophenol	59	10	ug/L	100.0		59	24.62-79.98	14	30	
4-Chloro-3-methylphenol	65	10	ug/L	100.0		65	37.66-82.55	12	30	
4-Nitrophenol	69	50	ug/L	100.0		69	26.58-91.73	19	30	
Acenaphthene	33	5.0	ug/L	50.00		65	41.63-72.14	12	30	
N-Nitrosodipropylamine	34	10	ug/L	50.00		68	36.81-88.63	14	30	
Pentachlorophenol	76	30	ug/L	100.0		76	32.14-95.92	13	30	
Phenol	66	10	ug/L	100.0		66	7.96-52.41	15	30	L1
Pyrene	29	5.0	ug/L	50.00		58	41.65-82.75	9	30	
Surrogate: 2,4,6-Tribromophenol	*93.6*		*ug/L*	*100.0*		*94*	*32.57-112.08*			
Surrogate: 2-Fluorobiphenyl	*65.7*		*ug/L*	*100.0*		*66*	*36.69-77.45*			
Surrogate: 2-Fluorophenol	*53.3*		*ug/L*	*100.0*		*53*	*0-86.73*			
Surrogate: 4-Terphenyl-d14	*49.3*		*ug/L*	*100.0*		*49*	*37.21-81.06*			
Surrogate: Nitrobenzene-d5	*65.3*		*ug/L*	*100.0*		*65*	*36.8-79.16*			
Surrogate: Phenol-d6	*65.1*		*ug/L*	*100.0*		*65*	*0-56.2*			*S4*
Matrix Spike (1410260-MS1)		**Source: 14J0573-01**		Prepared: 10/21/2014 Analyzed: 10/24/2014						
1,2,4-Trichlorobenzene	25	10	ug/L	49.95	ND	50	51.67-99.16			M2
1,4-Dichlorobenzene	18	10	ug/L	49.95	ND	36	44.91-69.29			M2
2,4-Dinitrotoluene	27	10	ug/L	49.95	ND	53	45.63-98.31			
2-Chlorophenol	48	10	ug/L	99.90	ND	48	53.62-77.95			M2
4-Chloro-3-methylphenol	55	10	ug/L	99.90	ND	55	54.19-87.12			
4-Nitrophenol	59	50	ug/L	99.90	ND	59	33.45-100.91			
Acenaphthene	27	5.0	ug/L	49.95	ND	54	10.45-102.26			
N-Nitrosodipropylamine	29	10	ug/L	49.95	ND	57	50.37-110.06			
Pentachlorophenol	66	30	ug/L	99.90	ND	66	52.6-111			
Phenol	55	10	ug/L	99.90	ND	55	25.68-69.53			
Pyrene	25	5.0	ug/L	49.95	ND	49	58.09-82.37			M2
Surrogate: 2,4,6-Tribromophenol	*81.6*		*ug/L*	*99.90*		*82*	*61.48-125.96*			
Surrogate: 2-Fluorobiphenyl	*56.2*		*ug/L*	*99.90*		*56*	*41.02-91.53*			
Surrogate: 2-Fluorophenol	*41.6*		*ug/L*	*99.90*		*42*	*38.35-57.43*			
Surrogate: 4-Terphenyl-d14	*43.9*		*ug/L*	*99.90*		*44*	*14.66-124.11*			
Surrogate: Nitrobenzene-d5	*52.6*		*ug/L*	*99.90*		*53*	*49.49-85.19*			
Surrogate: Phenol-d6	*53.2*		*ug/L*	*99.90*		*53*	*28.68-69.45*			

Client: University of Arizona- Risk Management Services
Project: Page Ranch
Work Order: 14J0575
Date Received: 10/15/2014

QC Summary

Analyte	Result	Reporting Limit	Units	Spike Level	Source Result	%REC	%REC Limits	RPD	RPD Limit	Qual
Batch 1410260 - SW8270C										
Matrix Spike Dup (1410260-MSD1)		**Source: 14J0573-01**		Prepared: 10/21/2014 Analyzed: 10/24/2014						
1,2,4-Trichlorobenzene	29	10	ug/L	50.25	ND	58	51.67-99.16	14	30	
1,4-Dichlorobenzene	23	10	ug/L	50.25	ND	46	44.91-69.29	26	30	
2,4-Dinitrotoluene	30	10	ug/L	50.25	ND	61	45.63-98.31	14	30	
2-Chlorophenol	54	10	ug/L	100.5	ND	54	53.62-77.95	12	30	
4-Chloro-3-methylphenol	59	10	ug/L	100.5	ND	59	54.19-87.12	7	30	
4-Nitrophenol	67	50	ug/L	100.5	ND	66	33.45-100.91	13	30	
Acenaphthene	31	5.0	ug/L	50.25	ND	61	10.45-102.26	12	30	
N-Nitrosodipropylamine	31	10	ug/L	50.25	ND	62	50.37-110.06	9	30	
Pentachlorophenol	74	30	ug/L	100.5	ND	74	52.6-111	12	30	
Phenol	59	10	ug/L	100.5	ND	59	25.68-69.53	7	30	
Pyrene	25	5.0	ug/L	50.25	ND	49	58.09-82.37	0.3	30	M2
Surrogate: 2,4,6-Tribromophenol	*87.4*		*ug/L*	*100.5*		*87*	*61.48-125.96*			
Surrogate: 2-Fluorobiphenyl	*60.7*		*ug/L*	*100.5*		*60*	*41.02-91.53*			
Surrogate: 2-Fluorophenol	*47.6*		*ug/L*	*100.5*		*47*	*38.35-57.43*			
Surrogate: 4-Terphenyl-d14	*45.3*		*ug/L*	*100.5*		*45*	*14.66-124.11*			
Surrogate: Nitrobenzene-d5	*59.3*		*ug/L*	*100.5*		*59*	*49.49-85.19*			
Surrogate: Phenol-d6	*59.1*		*ug/L*	*100.5*		*59*	*28.68-69.45*			

Client: University of Arizona- Risk Management Services
Project: Page Ranch
Work Order: 14J0575
Date Received: 10/15/2014

QC Summary

Analyte	Result	Reporting Limit	Units	Spike Level	Source Result	%REC	%REC Limits	RPD	RPD Limit	Qual
Batch 1410332 - EPA 524.2										

Client: University of Arizona- Risk Management Services
Project: Page Ranch
Work Order: 14J0575
Date Received: 10/15/2014

QC Summary

Analyte	Result	Reporting Limit	Units	Spike Level	Source Result	%REC	%REC Limits	RPD	RPD Limit	Qual
Batch 1410332 - EPA 524.2										
Blank (1410332-BLK1)				Prepared & Analyzed: 10/27/2014						
1,1,1,2-Tetrachloroethane	ND	0.00050	mg/L							
1,1,1-Trichloroethane	ND	0.00050	mg/L							
1,1,2,2-Tetrachloroethane	ND	0.00050	mg/L							
1,1,2-Trichloroethane	ND	0.00050	mg/L							
1,1-Dichloroethane	ND	0.00050	mg/L							
1,1-Dichloroethene	ND	0.00050	mg/L							
1,1-Dichloropropene	ND	0.00050	mg/L							
1,2,3-Trichlorobenzene	ND	0.00050	mg/L							
1,2,3-Trichloropropane	ND	0.00050	mg/L							
1,2,4-Trichlorobenzene	ND	0.00050	mg/L							
1,2,4-Trimethylbenzene	ND	0.00050	mg/L							
1,2-Dichlorobenzene	ND	0.00050	mg/L							
1,2-Dichloroethane	ND	0.00050	mg/L							
1,2-Dichloropropane	ND	0.00050	mg/L							
1,3,5-Trimethylbenzene	ND	0.00050	mg/L							
1,3-Dichlorobenzene	ND	0.00050	mg/L							
1,3-Dichloropropane	ND	0.00050	mg/L							
1,4-Dichlorobenzene	ND	0.00050	mg/L							
2,2-Dichloropropane	ND	0.00050	mg/L							
2-Chlorotoluene	ND	0.00050	mg/L							
4-Chlorotoluene	ND	0.00050	mg/L							
4-Isopropyltoluene	ND	0.00050	mg/L							
Benzene	ND	0.00050	mg/L							
Bromobenzene	ND	0.00050	mg/L							
Bromochloromethane	ND	0.00050	mg/L							
Bromodichloromethane	ND	0.00050	mg/L							
Bromoform	ND	0.00050	mg/L							
Bromomethane	ND	0.00050	mg/L							
Carbon tetrachloride	ND	0.00050	mg/L							
Chlorobenzene	ND	0.00050	mg/L							
Chloroethane	ND	0.00050	mg/L							
Chloroform	ND	0.00050	mg/L							
Chloromethane	ND	0.00050	mg/L							
cis-1,2-Dichloroethene	ND	0.00050	mg/L							
cis-1,3-Dichloropropene	ND	0.00050	mg/L							
Dibromochloromethane	ND	0.00050	mg/L							
Dibromomethane	ND	0.00050	mg/L							
Dichlorodifluoromethane	ND	0.00050	mg/L							
Ethylbenzene	ND	0.00050	mg/L							
Hexachlorobutadiene	ND	0.00050	mg/L							
Isopropylbenzene	ND	0.00050	mg/L							
Methylene chloride	ND	0.00050	mg/L							
Naphthalene	ND	0.00050	mg/L							
n-Butylbenzene	ND	0.00050	mg/L							
n-Propylbenzene	ND	0.00050	mg/L							
sec-Butylbenzene	ND	0.00050	mg/L							
Styrene	ND	0.00050	mg/L							
tert-Butylbenzene	ND	0.00050	mg/L							

Client: University of Arizona- Risk Management Services
Project: Page Ranch
Work Order: 14J0575
Date Received: 10/15/2014

QC Summary

Analyte	Result	Reporting Limit	Units	Spike Level	Source Result	%REC	%REC Limits	RPD	RPD Limit	Qual
Batch 1410332 - EPA 524.2										
Blank (1410332-BLK1)				Prepared & Analyzed: 10/27/2014						
Tetrachloroethene	ND	0.00050	mg/L							
Toluene	ND	0.00050	mg/L							
trans-1,2-Dichloroethene	ND	0.00050	mg/L							
trans-1,3-Dichloropropene	ND	0.00050	mg/L							
Trichloroethene	ND	0.00050	mg/L							
Trichlorofluoromethane	ND	0.00050	mg/L							
TTHMs	ND	0.00050	mg/L							
Vinyl chloride	ND	0.00050	mg/L							
Xylenes, Total	ND	0.0015	mg/L							
Surrogate: 1,2-Dichlorobenzene-d4	*0.95*		*ug/L*	*1.000*		*95*	*70-130*			
Surrogate: 4-Bromofluorobenzene	*0.93*		*ug/L*	*1.000*		*93*	*70-130*			

Client: University of Arizona- Risk Management Services
Project: Page Ranch
Work Order: 14J0575
Date Received: 10/15/2014

QC Summary

Analyte	Result	Reporting Limit	Units	Spike Level	Source Result	%REC	%REC Limits	RPD	RPD Limit	Qual
Batch 1410332 - EPA 524.2										
LCS (1410332-BS1)				Prepared & Analyzed: 10/27/2014						
1,1,1,2-Tetrachloroethane	0.0052	0.00050	mg/L	0.005000		104	70-130			
1,1,1-Trichloroethane	0.0059	0.00050	mg/L	0.005000		118	70-130			
1,1,2,2-Tetrachloroethane	0.0052	0.00050	mg/L	0.005000		104	70-130			
1,1,2-Trichloroethane	0.0052	0.00050	mg/L	0.005000		103	70-130			
1,1-Dichloroethane	0.0058	0.00050	mg/L	0.005000		115	70-130			
1,1-Dichloroethene	0.0059	0.00050	mg/L	0.005000		118	70-130			
1,1-Dichloropropene	0.0056	0.00050	mg/L	0.005000		112	70-130			
1,2,3-Trichlorobenzene	0.0053	0.00050	mg/L	0.005000		105	70-130			
1,2,3-Trichloropropane	0.0054	0.00050	mg/L	0.005000		109	70-130			
1,2,4-Trichlorobenzene	0.0053	0.00050	mg/L	0.005000		106	70-130			
1,2,4-Trimethylbenzene	0.0056	0.00050	mg/L	0.005000		112	70-130			
1,2-Dichlorobenzene	0.0054	0.00050	mg/L	0.005000		107	70-130			
1,2-Dichloroethane	0.0061	0.00050	mg/L	0.005000		121	70-130			
1,2-Dichloropropane	0.0053	0.00050	mg/L	0.005000		106	70-130			
1,3,5-Trimethylbenzene	0.0057	0.00050	mg/L	0.005000		113	70-130			
1,3-Dichlorobenzene	0.0053	0.00050	mg/L	0.005000		105	70-130			
1,3-Dichloropropane	0.0054	0.00050	mg/L	0.005000		107	70-130			
1,4-Dichlorobenzene	0.0053	0.00050	mg/L	0.005000		106	70-130			
2,2-Dichloropropane	0.0063	0.00050	mg/L	0.005000		126	70-130			
2-Chlorotoluene	0.0056	0.00050	mg/L	0.005000		112	70-130			
4-Chlorotoluene	0.0056	0.00050	mg/L	0.005000		112	70-130			
4-Isopropyltoluene	0.0056	0.00050	mg/L	0.005000		111	70-130			
Benzene	0.0054	0.00050	mg/L	0.005000		107	70-130			
Bromobenzene	0.0053	0.00050	mg/L	0.005000		106	70-130			
Bromochloromethane	0.0047	0.00050	mg/L	0.005000		93	70-130			
Bromodichloromethane	0.0055	0.00050	mg/L	0.005000		110	70-130			
Bromoform	0.0050	0.00050	mg/L	0.005000		99	70-130			
Bromomethane	0.0062	0.00050	mg/L	0.005000		125	70-130			
Carbon tetrachloride	0.0059	0.00050	mg/L	0.005000		117	70-130			
Chlorobenzene	0.0054	0.00050	mg/L	0.005000		108	70-130			
Chloroethane	0.0056	0.00050	mg/L	0.005000		113	70-130			
Chloroform	0.0045	0.00050	mg/L	0.005000		90	70-130			
Chloromethane	0.0055	0.00050	mg/L	0.005000		110	70-130			
cis-1,2-Dichloroethene	0.0054	0.00050	mg/L	0.005000		108	70-130			
cis-1,3-Dichloropropene	0.0054	0.00050	mg/L	0.005000		107	70-130			
Dibromochloromethane	0.0054	0.00050	mg/L	0.005000		108	70-130			
Dibromomethane	0.0053	0.00050	mg/L	0.005000		106	70-130			
Dichlorodifluoromethane	0.0061	0.00050	mg/L	0.005000		121	70-130			
Ethylbenzene	0.0055	0.00050	mg/L	0.005000		109	70-130			
Hexachlorobutadiene	0.0054	0.00050	mg/L	0.005000		108	70-130			
Isopropylbenzene	0.0055	0.00050	mg/L	0.005000		111	70-130			
Methyl tert-Butyl Ether (MTBE)	0.0055	0.00050	mg/L	0.005000		110	0-200			
Methylene chloride	0.0054	0.00050	mg/L	0.005000		108	70-130			
Naphthalene	0.0051	0.00050	mg/L	0.005000		102	70-130			
n-Butylbenzene	0.0056	0.00050	mg/L	0.005000		112	70-130			
n-Propylbenzene	0.0055	0.00050	mg/L	0.005000		111	70-130			
sec-Butylbenzene	0.0056	0.00050	mg/L	0.005000		111	70-130			
Styrene	0.0054	0.00050	mg/L	0.005000		108	70-130			

Client: University of Arizona- Risk Management Services
Project: Page Ranch
Work Order: 14J0575
Date Received: 10/15/2014

QC Summary

Analyte	Result	Reporting Limit	Units	Spike Level	Source Result	%REC	%REC Limits	RPD	RPD Limit	Qual
Batch 1410332 - EPA 524.2										
LCS (1410332-BS1)				Prepared & Analyzed: 10/27/2014						
tert-Butylbenzene	0.0055	0.00050	mg/L	0.005000		109	70-130			
Tetrachloroethene	0.0054	0.00050	mg/L	0.005000		109	70-130			
Toluene	0.0053	0.00050	mg/L	0.005000		106	70-130			
trans-1,2-Dichloroethene	0.0054	0.00050	mg/L	0.005000		108	70-130			
trans-1,3-Dichloropropene	0.0055	0.00050	mg/L	0.005000		110	70-130			
Trichloroethene	0.0055	0.00050	mg/L	0.005000		110	70-130			
Trichlorofluoromethane	0.0063	0.00050	mg/L	0.005000		126	70-130			
TTHMs	0.020	0.00050	mg/L				70-130			
Vinyl chloride	0.0057	0.00050	mg/L	0.005000		113	70-130			
Xylenes, Total	0.016	0.0015	mg/L				70-130			
Surrogate: 1,2-Dichlorobenzene-d4	*0.93*		*ug/L*	*1.000*		*93*	*70-130*			
Surrogate: 4-Bromofluorobenzene	*0.99*		*ug/L*	*1.000*		*99*	*70-130*			

Client: University of Arizona- Risk Management Services
Project: Page Ranch
Work Order: 14J0575
Date Received: 10/15/2014

QC Summary

Analyte	Result	Reporting Limit	Units	Spike Level	Source Result	%REC	%REC Limits	RPD	RPD Limit	Qual
Batch 1410332 - EPA 524.2										
LCS Dup (1410332-BSD1)				Prepared & Analyzed: 10/27/2014						
1,1,1,2-Tetrachloroethane	0.0054	0.00050	mg/L	0.005000		107	70-130	3	20	
1,1,1-Trichloroethane	0.0060	0.00050	mg/L	0.005000		120	70-130	1	20	
1,1,2,2-Tetrachloroethane	0.0052	0.00050	mg/L	0.005000		105	70-130	1	20	
1,1,2-Trichloroethane	0.0052	0.00050	mg/L	0.005000		103	70-130	0	20	
1,1-Dichloroethane	0.0057	0.00050	mg/L	0.005000		114	70-130	0.7	20	
1,1-Dichloroethene	0.0059	0.00050	mg/L	0.005000		119	70-130	0.8	20	
1,1-Dichloropropene	0.0056	0.00050	mg/L	0.005000		112	70-130	0.4	20	
1,2,3-Trichlorobenzene	0.0053	0.00050	mg/L	0.005000		107	70-130	1	20	
1,2,3-Trichloropropane	0.0051	0.00050	mg/L	0.005000		103	70-130	5	20	
1,2,4-Trichlorobenzene	0.0053	0.00050	mg/L	0.005000		106	70-130	0.2	20	
1,2,4-Trimethylbenzene	0.0057	0.00050	mg/L	0.005000		114	70-130	2	20	
1,2-Dichlorobenzene	0.0054	0.00050	mg/L	0.005000		107	70-130	0	20	
1,2-Dichloroethane	0.0061	0.00050	mg/L	0.005000		122	70-130	0.7	20	
1,2-Dichloropropane	0.0053	0.00050	mg/L	0.005000		105	70-130	0.9	20	
1,3,5-Trimethylbenzene	0.0056	0.00050	mg/L	0.005000		113	70-130	0.5	20	
1,3-Dichlorobenzene	0.0055	0.00050	mg/L	0.005000		109	70-130	3	20	
1,3-Dichloropropane	0.0054	0.00050	mg/L	0.005000		108	70-130	0.6	20	
1,4-Dichlorobenzene	0.0053	0.00050	mg/L	0.005000		105	70-130	0.9	20	
2,2-Dichloropropane	0.0063	0.00050	mg/L	0.005000		126	70-130	0.3	20	
2-Chlorotoluene	0.0056	0.00050	mg/L	0.005000		112	70-130	0.2	20	
4-Chlorotoluene	0.0056	0.00050	mg/L	0.005000		113	70-130	0.7	20	
4-Isopropyltoluene	0.0057	0.00050	mg/L	0.005000		113	70-130	2	20	
Benzene	0.0054	0.00050	mg/L	0.005000		107	70-130	0.2	20	
Bromobenzene	0.0052	0.00050	mg/L	0.005000		103	70-130	2	20	
Bromochloromethane	0.0047	0.00050	mg/L	0.005000		94	70-130	1	20	
Bromodichloromethane	0.0056	0.00050	mg/L	0.005000		111	70-130	0.9	20	
Bromoform	0.0051	0.00050	mg/L	0.005000		102	70-130	3	20	
Bromomethane	0.0064	0.00050	mg/L	0.005000		129	70-130	3	20	
Carbon tetrachloride	0.0058	0.00050	mg/L	0.005000		116	70-130	1	20	
Chlorobenzene	0.0054	0.00050	mg/L	0.005000		108	70-130	0.4	20	
Chloroethane	0.0056	0.00050	mg/L	0.005000		112	70-130	1	20	
Chloroform	0.0060	0.00050	mg/L	0.005000		121	70-130	29	20	R1
Chloromethane	0.0056	0.00050	mg/L	0.005000		112	70-130	2	20	
cis-1,2-Dichloroethene	0.0053	0.00050	mg/L	0.005000		106	70-130	2	20	
cis-1,3-Dichloropropene	0.0055	0.00050	mg/L	0.005000		110	70-130	3	20	
Dibromochloromethane	0.0052	0.00050	mg/L	0.005000		105	70-130	3	20	
Dibromomethane	0.0053	0.00050	mg/L	0.005000		106	70-130	0.6	20	
Dichlorodifluoromethane	0.0061	0.00050	mg/L	0.005000		121	70-130	0.2	20	
Ethylbenzene	0.0055	0.00050	mg/L	0.005000		111	70-130	1	20	
Hexachlorobutadiene	0.0053	0.00050	mg/L	0.005000		106	70-130	1	20	
Isopropylbenzene	0.0056	0.00050	mg/L	0.005000		111	70-130	0.7	20	
Methyl tert-Butyl Ether (MTBE)	0.0055	0.00050	mg/L	0.005000		110	0-200	0.2	200	
Methylene chloride	0.0056	0.00050	mg/L	0.005000		112	70-130	4	20	
Naphthalene	0.0053	0.00050	mg/L	0.005000		105	70-130	3	20	
n-Butylbenzene	0.0057	0.00050	mg/L	0.005000		115	70-130	3	20	
n-Propylbenzene	0.0056	0.00050	mg/L	0.005000		112	70-130	1	20	
sec-Butylbenzene	0.0056	0.00050	mg/L	0.005000		111	70-130	0.2	20	
Styrene	0.0056	0.00050	mg/L	0.005000		111	70-130	3	20	

Client: University of Arizona- Risk Management Services
Project: Page Ranch
Work Order: 14J0575
Date Received: 10/15/2014

QC Summary

Analyte	Result	Reporting Limit	Units	Spike Level	Source Result	%REC	%REC Limits	RPD	RPD Limit	Qual
Batch 1410332 - EPA 524.2										
LCS Dup (1410332-BSD1)				Prepared & Analyzed: 10/27/2014						
tert-Butylbenzene	0.0055	0.00050	mg/L	0.005000		111	70-130	1	20	
Tetrachloroethene	0.0054	0.00050	mg/L	0.005000		108	70-130	0.4	20	
Toluene	0.0053	0.00050	mg/L	0.005000		107	70-130	0.8	20	
trans-1,2-Dichloroethene	0.0055	0.00050	mg/L	0.005000		110	70-130	2	20	
trans-1,3-Dichloropropene	0.0054	0.00050	mg/L	0.005000		107	70-130	3	20	
Trichloroethene	0.0055	0.00050	mg/L	0.005000		110	70-130	0	20	
Trichlorofluoromethane	0.0063	0.00050	mg/L	0.005000		127	70-130	0.5	20	
TTHMs	0.022	0.00050	mg/L				70-130	7	20	
Vinyl chloride	0.0057	0.00050	mg/L	0.005000		114	70-130	1	20	
Xylenes, Total	0.017	0.0015	mg/L				70-130	3	20	
Surrogate: 1,2-Dichlorobenzene-d4	*0.92*		*ug/L*	*1.000*		*92*	*70-130*			
Surrogate: 4-Bromofluorobenzene	*1.0*		*ug/L*	*1.000*		*100*	*70-130*			

Client: University of Arizona- Risk Management Services
Project: Page Ranch
Work Order: 14J0575
Date Received: 10/15/2014

QC Summary

Analyte	Result	Reporting Limit	Units	Spike Level	Source Result	%REC	%REC Limits	RPD	RPD Limit	Qual
Batch 1410248 - E300										
Blank (1410248-BLK1)				Prepared & Analyzed: 10/21/2014						
Chloride	ND	1.0	mg/L							
Sulfate	ND	5.0	mg/L							
LCS (1410248-BS1)				Prepared & Analyzed: 10/21/2014						
Chloride	12	1.0	mg/L	12.50		96	90-110			
Sulfate	12	5.0	mg/L	12.50		97	90-110			
LCS Dup (1410248-BSD1)				Prepared & Analyzed: 10/21/2014						
Chloride	12	1.0	mg/L	12.50		97	90-110	0.4	10	
Sulfate	12	5.0	mg/L	12.50		98	90-110	0.7	10	
Matrix Spike (1410248-MS2)	**Source: 14J0685-01**			Prepared: 10/21/2014 Analyzed: 10/22/2014						
Chloride	19	1.0	mg/L	12.50	7.1	96	80-120			
Sulfate	27	5.0	mg/L	12.50	16	93	80-120			
Matrix Spike (1410248-MS3)	**Source: 14J0690-01**			Prepared: 10/21/2014 Analyzed: 10/22/2014						
Chloride	76	1.0	mg/L	12.50	63	99	80-120			M3
Sulfate	130	5.0	mg/L	12.50	110	94	80-120			M3
Matrix Spike (1410248-MS4)	**Source: 14J0676-05RE1**			Prepared: 10/21/2014 Analyzed: 10/22/2014						
Chloride	22		mg/L	12.50	9.2	99	80-120			
Sulfate	22		mg/L	12.50	9.8	99	80-120			
Matrix Spike (1410248-MS5)	**Source: 14J0685-01**			Prepared: 10/21/2014 Analyzed: 10/22/2014						
Sulfate	20		mg/L	12.50	7.9	94	80-120			
Matrix Spike Dup (1410248-MSD2)	**Source: 14J0685-01**			Prepared: 10/21/2014 Analyzed: 10/22/2014						
Chloride	19	1.0	mg/L	12.50	7.1	96	80-120	0.1	10	
Sulfate	27	5.0	mg/L	12.50	16	93	80-120	0.1	10	
Matrix Spike Dup (1410248-MSD3)	**Source: 14J0690-01**			Prepared: 10/21/2014 Analyzed: 10/22/2014						
Chloride	75	1.0	mg/L	12.50	63	95	80-120	0.7	10	M3
Sulfate	120	5.0	mg/L	12.50	110	85	80-120	0.8	10	M3
Matrix Spike Dup (1410248-MSD4)	**Source: 14J0676-05RE1**			Prepared: 10/21/2014 Analyzed: 10/22/2014						
Chloride	22		mg/L	12.50	9.2	99	80-120	0.2	10	
Sulfate	22		mg/L	12.50	9.8	98	80-120	0.3	10	

2445 N. Coyote Drive, Suite 104
Tucson, Arizona 85745
(520) 882-5880
Fax: (520) 882-9788
www.turnerlabs.com

CHAIN OF CUSTODY/LABORATORY ANALYSIS REQUEST FORM

TURNER WORK ORDER # 1450575 DATE 10/15/14 PAGE 1 OF 1

PROJECT NAME Page Ranch #
CONTACT NAME Lloyd Wundrock
COMPANY NAME UA Risk Management
ADDRESS PO Box 210300 Tucson, AZ 85721
PHONE 621-1790 FAX 621-3706
SAMPLER'S SIGNATURE

CIRCLE ANALYSIS REQUESTED AND/OR CHECK THE APPROPRIATE BOX

SAMPLE I.D.	DATE	TIME	LAB I.D.	SAMPLE MATRIX*	NUMBER OF CONTAINERS	Base Neutrals 625.8270	Acids	Volatile Organics 624.8524/8260	TTHMS	HAA5	Pesticides 8081	PCB's 8082	NO_2	NO_3	TKN	Oil and Grease Grav. 1664A	VOA	TCLP Analysis Semi-VOA	Pest.	TCLP	Dissolved	Metals Total	Total	RCRA8	Cyanide Amen.	WAD	Total	SDWA-INORGANICS PRIMARY	SECONDARY	MPN	Coliform	pH	Cl₂	Cr₆	COD	TSS	BOD	200.7 Metals	300.0 Anions	507		
MW# 3	10/15/14	0945		GW		X		X		X																											X	X	X		
Trip Blank								X																															X		

1. RELINQUISHED BY:	2. RECEIVED BY:
Signature: L M Wundrock	Signature:
Printed Name: LM WUNDROCK	Printed Name:
Firm: UofA	Firm: UA
Date/Time: 10-15-2014 1200hrs	Date/Time: 10/15/14 1200

3. RELINQUISHED BY:	4. RECEIVED BY:
Signature:	Signature:
Printed Name:	Printed Name:
Firm: UA	Firm: TURNER LABORATORIES, INC.
Date/Time: 10/15/14 1315	Date/Time: 10/15/14 1315

TURNAROUND REQUIREMENTS:
- [x] Standard (approx. 10 days)*
- [ ] Next Day [ ] 2 Day [ ] 5 Day*
- [ ] Email Preliminary Results To:

* Working Days

REPORT REQUIREMENTS:
- [ ] I. Routine Report
- [ ] II. Report (includes DUP, MS, MSD, as required, may be charged as samples)
- [x] III. Date Validation Report (Includes All Raw Data) Add 10% to invoice

INVOICE INFORMATION:
Account [ ] Y [ ] N
P.O. #
Bill to:

SAMPLE RECEIPT:
Total Containers 14
Temperature 0.9
[x] Wet Ice [ ] Blue Ice

* LEGEND
- DW = DRINKING WATER
- GW = GROUNDWATER
- SD = SOLID
- SG = SLUDGE
- SL = SOIL
- ST = STORMWATER
- WW = WASTEWATER

SPECIAL INSTRUCTIONS/COMMENTS:

Compliance Analysis: [ ] Yes [ ] No	Custody Seals [ ]	Preservation Confirmation [Y]
ADEQ Forms: [ ] Yes [ ] No	Container Intact [Y]	Appropriate Head Space [Y]
Mail ADEQ Forms: [ ] Yes [ ] No	COC / Labels Agree [Y]	Received Within Hold Time [Y]

Metals-Mn, NA Anions-Cl, So4 QA/QC Level III Package
Hard Copy Report/Writable CD Send Report to ADEQ electronically

November 10, 2014

Jeff Christensen
University of Arizona- Risk Management Services
PO Box 210300, RM A414
Tucson, AZ 85721

TEL (520) 621-5861
FAX (520) 621-3706

Work Order No.: 14J0577
Order Name: MW#4

RE: Page Ranch

Dear Jeff Christensen,

Turner Laboratories, Inc. received 2 sample(s) on 10/15/2014 for the analyses presented in the following report.

All results are intended to be considered in their entirety, and Turner Laboratories, Inc. is not responsible for use of less than the complete report. Results apply only to the samples analyzed. Samples will be disposed of 30 days after issue of our report unless special arrangements are made.

The pages that follow may contain sensitive, privileged or confidential information intended solely for the addressee named above. If you receive this message and are not the agent or employee of the addressee, this communication has been sent in error. Please do not disseminate or copy any of the attached and notify the sender immediately by telephone. Please also return the attached sheet(s) to the sender by mail.

Please call if you have any questions.

Respectfully submitted,

Turner Laboratories, Inc.
ADHS License AZ0066

Terri L. Garcia

Terri Garcia
Technical Director

Turner Laboratories, Inc.

Date: 11/10/2014

Client: University of Arizona- Risk Management Servic
Project: Page Ranch
Work Order: 14J0577
Date Received: 10/15/2014

Order: MW#4

Work Order Sample Summary

Lab Sample ID	Client Sample ID	Matrix	Collection Date/Time
14J0577-01	MW #4	Drinking Water	10/15/2014 1145
14J0577-02	Trip Blank	Trip Blank	10/15/2014 0000

Client: University of Arizona- Risk Management Services
Project: Page Ranch
Work Order: 14J0577
Date Received: 10/15/2014

Case Narrative

B1	Target analyte detected in the method blank at or above the method reporting limit.
L1	The associated LCS/LCSD recovery was above laboratory acceptance limits.
M2	Matrix spike recovery was low; the associated LCS/LCSD was acceptable.
M3	The spike recovery value is unusable since the analyte concentration in the sample is disproportionate to the spike level. The associated LCS/LCSD recovery was acceptable.
R1	RPD/RSD exceeded the method acceptance limit. See case narrative.
S4	Surrogate recovery was above laboratory and method acceptance limits. No target analytes were detected in the sample.

All soil, sludge, and solid matrix determinations are reported on a wet weight basis unless otherwise noted.

ND	Not Detected at or above the PQL
PQL	Practical Quantitation Limit
DF	Dilution Factor

Turner Laboratories, Inc.

Date: 11/10/2014

Client:	University of Arizona- Risk Management Se	**Client Sample ID:**	MW #4
Project:	Page Ranch	**Collection Date/Time:**	10/15/2014 1145
Work Order:	14J0577	**Matrix:**	Drinking Water
Lab Sample ID:	14J0577-01	**Order Name:**	MW#4

Analyses	Result	PQL	Qual	Units	DF	Prep Date	Analysis Date	Analyst
ICP Total Metals-E200.7								
Manganese	0.037	0.020		mg/L	1	10/17/2014 0835	10/18/2014 1712	RAD
Sodium	31	5.0		mg/L	1	10/17/2014 0835	10/18/2014 1712	RAD
Anions by Ion Chromatography-E300								
Chloride	4.7	1.0		mg/L	1	10/21/2014 1800	10/21/2014 2055	AC
Sulfate	ND	5.0		mg/L	1	10/21/2014 1800	10/21/2014 2055	AC
EDB and DBCP-E504.1								
1,2-Dibromo-3-chloropropane	ND	0.000020		mg/L	1	10/17/2014 0739	10/18/2014 0323	MD
1,2-Dibromoethane	ND	0.000010		mg/L	1	10/17/2014 0739	10/18/2014 0323	MD
Surr: Tetrachloro-m-xylene	*104*	*70-130*		*%REC*	*1*	*10/17/2014 0739*	*10/18/2014 323*	*MD*
Volatile Organic Compounds by GC/MS-EPA 524.2								
1,1,1,2-Tetrachloroethane	ND	0.00050		mg/L	1	10/27/2014 1010	10/27/2014 1843	KP
1,1,1-Trichloroethane	ND	0.00050		mg/L	1	10/27/2014 1010	10/27/2014 1843	KP
1,1,2,2-Tetrachloroethane	ND	0.00050		mg/L	1	10/27/2014 1010	10/27/2014 1843	KP
1,1,2-Trichloroethane	ND	0.00050		mg/L	1	10/27/2014 1010	10/27/2014 1843	KP
1,1-Dichloroethane	ND	0.00050		mg/L	1	10/27/2014 1010	10/27/2014 1843	KP
1,1-Dichloroethene	ND	0.00050		mg/L	1	10/27/2014 1010	10/27/2014 1843	KP
1,1-Dichloropropene	ND	0.00050		mg/L	1	10/27/2014 1010	10/27/2014 1843	KP
1,2,3-Trichlorobenzene	ND	0.00050		mg/L	1	10/27/2014 1010	10/27/2014 1843	KP
1,2,3-Trichloropropane	ND	0.00050		mg/L	1	10/27/2014 1010	10/27/2014 1843	KP
1,2,4-Trichlorobenzene	ND	0.00050		mg/L	1	10/27/2014 1010	10/27/2014 1843	KP
1,2,4-Trimethylbenzene	ND	0.00050		mg/L	1	10/27/2014 1010	10/27/2014 1843	KP
1,2-Dichlorobenzene	ND	0.00050		mg/L	1	10/27/2014 1010	10/27/2014 1843	KP
1,2-Dichloroethane	ND	0.00050		mg/L	1	10/27/2014 1010	10/27/2014 1843	KP
1,2-Dichloropropane	ND	0.00050		mg/L	1	10/27/2014 1010	10/27/2014 1843	KP
1,3,5-Trimethylbenzene	ND	0.00050		mg/L	1	10/27/2014 1010	10/27/2014 1843	KP
1,3-Dichlorobenzene	ND	0.00050		mg/L	1	10/27/2014 1010	10/27/2014 1843	KP
1,3-Dichloropropane	ND	0.00050		mg/L	1	10/27/2014 1010	10/27/2014 1843	KP
1,4-Dichlorobenzene	ND	0.00050		mg/L	1	10/27/2014 1010	10/27/2014 1843	KP
2,2-Dichloropropane	ND	0.00050		mg/L	1	10/27/2014 1010	10/27/2014 1843	KP
2-Chlorotoluene	ND	0.00050		mg/L	1	10/27/2014 1010	10/27/2014 1843	KP
4-Chlorotoluene	ND	0.00050		mg/L	1	10/27/2014 1010	10/27/2014 1843	KP
4-Isopropyltoluene	ND	0.00050		mg/L	1	10/27/2014 1010	10/27/2014 1843	KP
Benzene	ND	0.00050		mg/L	1	10/27/2014 1010	10/27/2014 1843	KP
Bromobenzene	ND	0.00050		mg/L	1	10/27/2014 1010	10/27/2014 1843	KP
Bromochloromethane	ND	0.00050		mg/L	1	10/27/2014 1010	10/27/2014 1843	KP
Bromodichloromethane	ND	0.00050		mg/L	1	10/27/2014 1010	10/27/2014 1843	KP
Bromoform	ND	0.00050		mg/L	1	10/27/2014 1010	10/27/2014 1843	KP

Turner Laboratories, Inc.

Date: 11/10/2014

Client: University of Arizona- Risk Management Se
Project: Page Ranch
Work Order: 14J0577
Lab Sample ID: 14J0577-01

Client Sample ID: MW #4
Collection Date/Time: 10/15/2014 1145
Matrix: Drinking Water
Order Name: MW#4

Analyses	Result	PQL	Qual	Units	DF	Prep Date	Analysis Date	Analyst
Bromomethane	ND	0.00050		mg/L	1	10/27/2014 1010	10/27/2014 1843	KP
Carbon tetrachloride	ND	0.00050		mg/L	1	10/27/2014 1010	10/27/2014 1843	KP
Chlorobenzene	ND	0.00050		mg/L	1	10/27/2014 1010	10/27/2014 1843	KP
Chloroethane	ND	0.00050		mg/L	1	10/27/2014 1010	10/27/2014 1843	KP
Chloroform	ND	0.00050		mg/L	1	10/27/2014 1010	10/27/2014 1843	KP
Chloromethane	ND	0.00050		mg/L	1	10/27/2014 1010	10/27/2014 1843	KP
cis-1,2-Dichloroethene	ND	0.00050		mg/L	1	10/27/2014 1010	10/27/2014 1843	KP
cis-1,3-Dichloropropene	ND	0.00050		mg/L	1	10/27/2014 1010	10/27/2014 1843	KP
Dibromochloromethane	ND	0.00050		mg/L	1	10/27/2014 1010	10/27/2014 1843	KP
Dibromomethane	ND	0.00050		mg/L	1	10/27/2014 1010	10/27/2014 1843	KP
Dichlorodifluoromethane	ND	0.00050		mg/L	1	10/27/2014 1010	10/27/2014 1843	KP
Ethylbenzene	ND	0.00050		mg/L	1	10/27/2014 1010	10/27/2014 1843	KP
Hexachlorobutadiene	ND	0.00050		mg/L	1	10/27/2014 1010	10/27/2014 1843	KP
Isopropylbenzene	ND	0.00050		mg/L	1	10/27/2014 1010	10/27/2014 1843	KP
Methylene chloride	ND	0.00050		mg/L	1	10/27/2014 1010	10/27/2014 1843	KP
Naphthalene	ND	0.00050		mg/L	1	10/27/2014 1010	10/27/2014 1843	KP
n-Butylbenzene	ND	0.00050		mg/L	1	10/27/2014 1010	10/27/2014 1843	KP
n-Propylbenzene	ND	0.00050		mg/L	1	10/27/2014 1010	10/27/2014 1843	KP
sec-Butylbenzene	ND	0.00050		mg/L	1	10/27/2014 1010	10/27/2014 1843	KP
Styrene	ND	0.00050		mg/L	1	10/27/2014 1010	10/27/2014 1843	KP
tert-Butylbenzene	ND	0.00050		mg/L	1	10/27/2014 1010	10/27/2014 1843	KP
Tetrachloroethene	ND	0.00050		mg/L	1	10/27/2014 1010	10/27/2014 1843	KP
Toluene	ND	0.00050		mg/L	1	10/27/2014 1010	10/27/2014 1843	KP
trans-1,2-Dichloroethene	ND	0.00050		mg/L	1	10/27/2014 1010	10/27/2014 1843	KP
trans-1,3-Dichloropropene	ND	0.00050		mg/L	1	10/27/2014 1010	10/27/2014 1843	KP
Trichloroethene	ND	0.00050		mg/L	1	10/27/2014 1010	10/27/2014 1843	KP
Trichlorofluoromethane	ND	0.00050		mg/L	1	10/27/2014 1010	10/27/2014 1843	KP
TTHMs	ND	0.00050		mg/L	1	10/27/2014 1010	10/27/2014 1843	KP
Vinyl chloride	ND	0.00050		mg/L	1	10/27/2014 1010	10/27/2014 1843	KP
Xylenes, Total	ND	0.0015		mg/L	1	10/27/2014 1010	10/27/2014 1843	KP
Surr: 1,2-Dichlorobenzene-d4	*86*	*70-130*		*%REC*	*1*	*10/27/2014 1010*	*10/27/2014 1843*	*KP*
Surr: 4-Bromofluorobenzene	*96*	*70-130*		*%REC*	*1*	*10/27/2014 1010*	*10/27/2014 1843*	*KP*
Organochlorine Pesticides-SW8081A								
4,4´-DDD	ND	0.10		ug/L	1	10/16/2014 0836	10/20/2014 1929	MD
4,4´-DDE	ND	0.10		ug/L	1	10/16/2014 0836	10/20/2014 1929	MD
4,4´-DDT	ND	0.10		ug/L	1	10/16/2014 0836	10/20/2014 1929	MD
Aldrin	ND	0.10		ug/L	1	10/16/2014 0836	10/20/2014 1929	MD
alpha-BHC	ND	0.10		ug/L	1	10/16/2014 0836	10/20/2014 1929	MD
alpha-Chlordane	ND	0.10		ug/L	1	10/16/2014 0836	10/21/2014 0131	MD
beta-BHC	ND	0.10		ug/L	1	10/16/2014 0836	10/20/2014 1929	MD
delta-BHC	ND	0.10		ug/L	1	10/16/2014 0836	10/20/2014 1929	MD

Turner Laboratories, Inc.

Date: 11/10/2014

Client: University of Arizona- Risk Management Se
Project: Page Ranch
Work Order: 14J0577
Lab Sample ID: 14J0577-01

Client Sample ID: MW #4
Collection Date/Time: 10/15/2014 1145
Matrix: Drinking Water
Order Name: MW#4

Analyses	Result	PQL	Qual	Units	DF	Prep Date	Analysis Date	Analyst
Dieldrin	ND	0.10		ug/L	1	10/16/2014 0836	10/20/2014 1929	MD
Endosulfan I	ND	0.10		ug/L	1	10/16/2014 0836	10/20/2014 1929	MD
Endosulfan II	ND	0.10		ug/L	1	10/16/2014 0836	10/20/2014 1929	MD
Endosulfan sulfate	ND	0.10		ug/L	1	10/16/2014 0836	10/20/2014 1929	MD
Endrin	ND	0.10		ug/L	1	10/16/2014 0836	10/20/2014 1929	MD
Endrin aldehyde	ND	0.10		ug/L	1	10/16/2014 0836	10/20/2014 1929	MD
Endrin ketone	ND	0.10		ug/L	1	10/16/2014 0836	10/20/2014 1929	MD
gamma-BHC	ND	0.10		ug/L	1	10/16/2014 0836	10/20/2014 1929	MD
gamma-Chlordane	ND	0.10		ug/L	1	10/16/2014 0836	10/21/2014 0131	MD
Heptachlor	ND	0.10		ug/L	1	10/16/2014 0836	10/20/2014 1929	MD
Heptachlor epoxide	ND	0.10		ug/L	1	10/16/2014 0836	10/20/2014 1929	MD
Methoxychlor	ND	0.10		ug/L	1	10/16/2014 0836	10/20/2014 1929	MD
Toxaphene	ND	1.0		ug/L	1	10/16/2014 0836	10/20/2014 1929	MD
Surr: Decachlorobiphenyl	*98*	*38.8-124*		*%REC*	*1*	*10/16/2014 0836*	*10/20/2014 1929*	*MD*
Surr: Tetrachloro-m-xylene	*91*	*40-118.3*		*%REC*	*1*	*10/16/2014 0836*	*10/20/2014 1929*	*MD*
Semivolatile Organic Compounds-SW8270C								
1,2,4-Trichlorobenzene	ND	10		ug/L	1	10/21/2014 1511	10/24/2014 1854	MD
1,2-Dichlorobenzene	ND	10		ug/L	1	10/21/2014 1511	10/24/2014 1854	MD
1,3-Dichlorobenzene	ND	10		ug/L	1	10/21/2014 1511	10/24/2014 1854	MD
1,4-Dichlorobenzene	ND	10		ug/L	1	10/21/2014 1511	10/24/2014 1854	MD
2,4,5-Trichlorophenol	ND	10		ug/L	1	10/21/2014 1511	10/24/2014 1854	MD
2,4,6-Trichlorophenol	ND	10		ug/L	1	10/21/2014 1511	10/24/2014 1854	MD
2,4-Dichlorophenol	ND	10		ug/L	1	10/21/2014 1511	10/24/2014 1854	MD
2,4-Dimethylphenol	ND	10		ug/L	1	10/21/2014 1511	10/24/2014 1854	MD
2,4-Dinitrophenol	ND	50		ug/L	1	10/21/2014 1511	10/24/2014 1854	MD
2,4-Dinitrotoluene	ND	10		ug/L	1	10/21/2014 1511	10/24/2014 1854	MD
2,6-Dinitrotoluene	ND	10		ug/L	1	10/21/2014 1511	10/24/2014 1854	MD
2-Chloronaphthalene	ND	10		ug/L	1	10/21/2014 1511	10/24/2014 1854	MD
2-Chlorophenol	ND	10		ug/L	1	10/21/2014 1511	10/24/2014 1854	MD
2-Methylnaphthalene	ND	5.0		ug/L	1	10/21/2014 1511	10/24/2014 1854	MD
2-Methylphenol	ND	10		ug/L	1	10/21/2014 1511	10/24/2014 1854	MD
2-Nitroaniline	ND	20		ug/L	1	10/21/2014 1511	10/24/2014 1854	MD
2-Nitrophenol	ND	10		ug/L	1	10/21/2014 1511	10/24/2014 1854	MD
3,3´-Dichlorobenzidine	ND	20		ug/L	1	10/21/2014 1511	10/24/2014 1854	MD
3,4-Methylphenol	ND	10		ug/L	1	10/21/2014 1511	10/24/2014 1854	MD
3-Nitroaniline	ND	20		ug/L	1	10/21/2014 1511	10/24/2014 1854	MD
4,6-Dinitro-2-methylphenol	ND	20		ug/L	1	10/21/2014 1511	10/24/2014 1854	MD
4-Bromophenyl phenyl ether	ND	10		ug/L	1	10/21/2014 1511	10/24/2014 1854	MD
4-Chloro-3-methylphenol	ND	10		ug/L	1	10/21/2014 1511	10/24/2014 1854	MD
4-Chloroaniline	ND	20		ug/L	1	10/21/2014 1511	10/24/2014 1854	MD
4-Chlorophenyl phenyl ether	ND	10		ug/L	1	10/21/2014 1511	10/24/2014 1854	MD

Turner Laboratories, Inc.

Date: 11/10/2014

Client: University of Arizona- Risk Management Se
Project: Page Ranch
Work Order: 14J0577
Lab Sample ID: 14J0577-01

Client Sample ID: MW #4
Collection Date/Time: 10/15/2014 1145
Matrix: Drinking Water
Order Name: MW#4

Analyses	Result	PQL	Qual	Units	DF	Prep Date	Analysis Date	Analyst
4-Nitroaniline	ND	20		ug/L	1	10/21/2014 1511	10/24/2014 1854	MD
4-Nitrophenol	ND	50		ug/L	1	10/21/2014 1511	10/24/2014 1854	MD
Acenaphthene	ND	5.0		ug/L	1	10/21/2014 1511	10/24/2014 1854	MD
Acenaphthylene	ND	5.0		ug/L	1	10/21/2014 1511	10/24/2014 1854	MD
Aniline	ND	20		ug/L	1	10/21/2014 1511	10/24/2014 1854	MD
Anthracene	ND	5.0		ug/L	1	10/21/2014 1511	10/24/2014 1854	MD
Benzo[a]anthracene	ND	5.0		ug/L	1	10/21/2014 1511	10/24/2014 1854	MD
Benzo[a]pyrene	ND	5.0		ug/L	1	10/21/2014 1511	10/24/2014 1854	MD
Benzo[b,k]fluoranthene	ND	10		ug/L	1	10/21/2014 1511	10/24/2014 1854	MD
Benzo[g,h,i]perylene	ND	5.0		ug/L	1	10/21/2014 1511	10/24/2014 1854	MD
Benzoic acid	ND	50		ug/L	1	10/21/2014 1511	10/24/2014 1854	MD
Benzyl alcohol	ND	5.0		ug/L	1	10/21/2014 1511	10/24/2014 1854	MD
Bis(2-chloroethoxy)methane	ND	10		ug/L	1	10/21/2014 1511	10/24/2014 1854	MD
Bis(2-chloroethyl)ether	ND	10		ug/L	1	10/21/2014 1511	10/24/2014 1854	MD
Bis(2-chloroisopropyl)ether	ND	10		ug/L	1	10/21/2014 1511	10/24/2014 1854	MD
Bis(2-ethylhexyl)phthalate	ND	10		ug/L	1	10/21/2014 1511	10/24/2014 1854	MD
Butyl benzyl phthalate	ND	10		ug/L	1	10/21/2014 1511	10/24/2014 1854	MD
Chrysene	ND	5.0		ug/L	1	10/21/2014 1511	10/24/2014 1854	MD
Dibenzo[a,h]anthracene	ND	5.0		ug/L	1	10/21/2014 1511	10/24/2014 1854	MD
Dibenzofuran	ND	5.0		ug/L	1	10/21/2014 1511	10/24/2014 1854	MD
Diethyl phthalate	ND	10		ug/L	1	10/21/2014 1511	10/24/2014 1854	MD
Dimethyl phthalate	ND	10		ug/L	1	10/21/2014 1511	10/24/2014 1854	MD
Di-n-butyl phthalate	ND	10		ug/L	1	10/21/2014 1511	10/24/2014 1854	MD
Di-n-octyl phthalate	ND	10		ug/L	1	10/21/2014 1511	10/24/2014 1854	MD
Fluoranthene	ND	5.0		ug/L	1	10/21/2014 1511	10/24/2014 1854	MD
Fluorene	ND	5.0		ug/L	1	10/21/2014 1511	10/24/2014 1854	MD
Hexachlorobenzene	ND	10		ug/L	1	10/21/2014 1511	10/24/2014 1854	MD
Hexachlorobutadiene	ND	10		ug/L	1	10/21/2014 1511	10/24/2014 1854	MD
Hexachlorocyclopentadiene	ND	10		ug/L	1	10/21/2014 1511	10/24/2014 1854	MD
Hexachloroethane	ND	10		ug/L	1	10/21/2014 1511	10/24/2014 1854	MD
Indeno[1,2,3-cd]pyrene	ND	5.0		ug/L	1	10/21/2014 1511	10/24/2014 1854	MD
Isophorone	ND	10		ug/L	1	10/21/2014 1511	10/24/2014 1854	MD
Naphthalene	ND	5.0		ug/L	1	10/21/2014 1511	10/24/2014 1854	MD
Nitrobenzene	ND	10		ug/L	1	10/21/2014 1511	10/24/2014 1854	MD
N-Nitrosodimethylamine	ND	10		ug/L	1	10/21/2014 1511	10/24/2014 1854	MD
N-Nitrosodiphenylamine	ND	10		ug/L	1	10/21/2014 1511	10/24/2014 1854	MD
N-Nitrosodipropylamine	ND	10		ug/L	1	10/21/2014 1511	10/24/2014 1854	MD
Pentachlorophenol	ND	30		ug/L	1	10/21/2014 1511	10/24/2014 1854	MD
Phenanthrene	ND	5.0		ug/L	1	10/21/2014 1511	10/24/2014 1854	MD
Phenol	ND	10		ug/L	1	10/21/2014 1511	10/24/2014 1854	MD
Pyrene	ND	5.0		ug/L	1	10/21/2014 1511	10/24/2014 1854	MD
Surr: 2,4,6-Tribromophenol	*72*	*59-119.7*		*%REC*	*1*	*10/21/2014 1511*	*10/24/2014 1854*	*MD*

Turner Laboratories, Inc.

Date: 11/10/2014

Client:	University of Arizona- Risk Management Se	**Client Sample ID:**	MW #4
Project:	Page Ranch	**Collection Date/Time:**	10/15/2014 1145
Work Order:	14J0577	**Matrix:**	Drinking Water
Lab Sample ID:	14J0577-01	**Order Name:**	MW#4

Analyses	Result	PQL	Qual	Units	DF	Prep Date	Analysis Date	Analyst
Surr: 2-Fluorobiphenyl	*49*	*34.4-104.1*		*%REC*	*1*	*10/21/2014 1511*	*10/24/2014 1854*	*MD*
Surr: 2-Fluorophenol	*35*	*16.1-69*		*%REC*	*1*	*10/21/2014 1511*	*10/24/2014 1854*	*MD*
Surr: 4-Terphenyl-d14	*41*	*15.9-118.9*		*%REC*	*1*	*10/21/2014 1511*	*10/24/2014 1854*	*MD*
Surr: Nitrobenzene-d5	*43*	*32.1-102.5*		*%REC*	*1*	*10/21/2014 1511*	*10/24/2014 1854*	*MD*
Surr: Phenol-d6	*42*	*20.7-84.2*		*%REC*	*1*	*10/21/2014 1511*	*10/24/2014 1854*	*MD*

Turner Laboratories, Inc.

Date: 11/10/2014

Client:	University of Arizona- Risk Management Se	**Client Sample ID:**	Trip Blank
Project:	Page Ranch	**Collection Date/Time:**	10/15/2014 0000
Work Order:	14J0577	**Matrix:**	Trip Blank
Lab Sample ID:	14J0577-02	**Order Name:**	MW#4

Analyses	Result	PQL	Qual	Units	DF	Prep Date	Analysis Date	Analyst
EDB and DBCP-E504.1								
1,2-Dibromo-3-chloropropane	ND	0.000020		mg/L	1	10/17/2014 0739	10/18/2014 0358	MD
1,2-Dibromoethane	ND	0.000010		mg/L	1	10/17/2014 0739	10/18/2014 0358	MD
Surr: Tetrachloro-m-xylene	*109*	*70-130*		*%REC*	*1*	*10/17/2014 0739*	*10/18/2014 358*	*MD*
Volatile Organic Compounds by GC/MS-EPA 524.2								
1,1,1,2-Tetrachloroethane	ND	0.00050		mg/L	1	10/27/2014 1010	10/27/2014 1915	KP
1,1,1-Trichloroethane	ND	0.00050		mg/L	1	10/27/2014 1010	10/27/2014 1915	KP
1,1,2,2-Tetrachloroethane	ND	0.00050		mg/L	1	10/27/2014 1010	10/27/2014 1915	KP
1,1,2-Trichloroethane	ND	0.00050		mg/L	1	10/27/2014 1010	10/27/2014 1915	KP
1,1-Dichloroethane	ND	0.00050		mg/L	1	10/27/2014 1010	10/27/2014 1915	KP
1,1-Dichloroethene	ND	0.00050		mg/L	1	10/27/2014 1010	10/27/2014 1915	KP
1,1-Dichloropropene	ND	0.00050		mg/L	1	10/27/2014 1010	10/27/2014 1915	KP
1,2,3-Trichlorobenzene	ND	0.00050		mg/L	1	10/27/2014 1010	10/27/2014 1915	KP
1,2,3-Trichloropropane	ND	0.00050		mg/L	1	10/27/2014 1010	10/27/2014 1915	KP
1,2,4-Trichlorobenzene	ND	0.00050		mg/L	1	10/27/2014 1010	10/27/2014 1915	KP
1,2,4-Trimethylbenzene	ND	0.00050		mg/L	1	10/27/2014 1010	10/27/2014 1915	KP
1,2-Dichlorobenzene	ND	0.00050		mg/L	1	10/27/2014 1010	10/27/2014 1915	KP
1,2-Dichloroethane	ND	0.00050		mg/L	1	10/27/2014 1010	10/27/2014 1915	KP
1,2-Dichloropropane	ND	0.00050		mg/L	1	10/27/2014 1010	10/27/2014 1915	KP
1,3,5-Trimethylbenzene	ND	0.00050		mg/L	1	10/27/2014 1010	10/27/2014 1915	KP
1,3-Dichlorobenzene	ND	0.00050		mg/L	1	10/27/2014 1010	10/27/2014 1915	KP
1,3-Dichloropropane	ND	0.00050		mg/L	1	10/27/2014 1010	10/27/2014 1915	KP
1,4-Dichlorobenzene	ND	0.00050		mg/L	1	10/27/2014 1010	10/27/2014 1915	KP
2,2-Dichloropropane	ND	0.00050		mg/L	1	10/27/2014 1010	10/27/2014 1915	KP
2-Chlorotoluene	ND	0.00050		mg/L	1	10/27/2014 1010	10/27/2014 1915	KP
4-Chlorotoluene	ND	0.00050		mg/L	1	10/27/2014 1010	10/27/2014 1915	KP
4-Isopropyltoluene	ND	0.00050		mg/L	1	10/27/2014 1010	10/27/2014 1915	KP
Benzene	ND	0.00050		mg/L	1	10/27/2014 1010	10/27/2014 1915	KP
Bromobenzene	ND	0.00050		mg/L	1	10/27/2014 1010	10/27/2014 1915	KP
Bromochloromethane	ND	0.00050		mg/L	1	10/27/2014 1010	10/27/2014 1915	KP
Bromodichloromethane	ND	0.00050		mg/L	1	10/27/2014 1010	10/27/2014 1915	KP
Bromoform	ND	0.00050		mg/L	1	10/27/2014 1010	10/27/2014 1915	KP
Bromomethane	ND	0.00050		mg/L	1	10/27/2014 1010	10/27/2014 1915	KP
Carbon tetrachloride	ND	0.00050		mg/L	1	10/27/2014 1010	10/27/2014 1915	KP
Chlorobenzene	ND	0.00050		mg/L	1	10/27/2014 1010	10/27/2014 1915	KP
Chloroethane	ND	0.00050		mg/L	1	10/27/2014 1010	10/27/2014 1915	KP
Chloroform	ND	0.00050		mg/L	1	10/27/2014 1010	10/27/2014 1915	KP
Chloromethane	ND	0.00050		mg/L	1	10/27/2014 1010	10/27/2014 1915	KP
cis-1,2-Dichloroethene	ND	0.00050		mg/L	1	10/27/2014 1010	10/27/2014 1915	KP
cis-1,3-Dichloropropene	ND	0.00050		mg/L	1	10/27/2014 1010	10/27/2014 1915	KP
Dibromochloromethane	ND	0.00050		mg/L	1	10/27/2014 1010	10/27/2014 1915	KP

Turner Laboratories, Inc.

Date: 11/10/2014

Client:	University of Arizona- Risk Management Se	**Client Sample ID:**	Trip Blank
Project:	Page Ranch	**Collection Date/Time:**	10/15/2014 0000
Work Order:	14J0577	**Matrix:**	Trip Blank
Lab Sample ID:	14J0577-02	**Order Name:**	MW#4

Analyses	Result	PQL	Qual	Units	DF	Prep Date	Analysis Date	Analyst
Dibromomethane	ND	0.00050		mg/L	1	10/27/2014 1010	10/27/2014 1915	KP
Dichlorodifluoromethane	ND	0.00050		mg/L	1	10/27/2014 1010	10/27/2014 1915	KP
Ethylbenzene	ND	0.00050		mg/L	1	10/27/2014 1010	10/27/2014 1915	KP
Hexachlorobutadiene	ND	0.00050		mg/L	1	10/27/2014 1010	10/27/2014 1915	KP
Isopropylbenzene	ND	0.00050		mg/L	1	10/27/2014 1010	10/27/2014 1915	KP
Methylene chloride	ND	0.00050		mg/L	1	10/27/2014 1010	10/27/2014 1915	KP
Naphthalene	ND	0.00050		mg/L	1	10/27/2014 1010	10/27/2014 1915	KP
n-Butylbenzene	ND	0.00050		mg/L	1	10/27/2014 1010	10/27/2014 1915	KP
n-Propylbenzene	ND	0.00050		mg/L	1	10/27/2014 1010	10/27/2014 1915	KP
sec-Butylbenzene	ND	0.00050		mg/L	1	10/27/2014 1010	10/27/2014 1915	KP
Styrene	ND	0.00050		mg/L	1	10/27/2014 1010	10/27/2014 1915	KP
tert-Butylbenzene	ND	0.00050		mg/L	1	10/27/2014 1010	10/27/2014 1915	KP
Tetrachloroethene	ND	0.00050		mg/L	1	10/27/2014 1010	10/27/2014 1915	KP
Toluene	ND	0.00050		mg/L	1	10/27/2014 1010	10/27/2014 1915	KP
trans-1,2-Dichloroethene	ND	0.00050		mg/L	1	10/27/2014 1010	10/27/2014 1915	KP
trans-1,3-Dichloropropene	ND	0.00050		mg/L	1	10/27/2014 1010	10/27/2014 1915	KP
Trichloroethene	ND	0.00050		mg/L	1	10/27/2014 1010	10/27/2014 1915	KP
Trichlorofluoromethane	ND	0.00050		mg/L	1	10/27/2014 1010	10/27/2014 1915	KP
TTHMs	ND	0.00050		mg/L	1	10/27/2014 1010	10/27/2014 1915	KP
Vinyl chloride	ND	0.00050		mg/L	1	10/27/2014 1010	10/27/2014 1915	KP
Xylenes, Total	ND	0.0015		mg/L	1	10/27/2014 1010	10/27/2014 1915	KP
Surr: 1,2-Dichlorobenzene-d4	*97*	*70-130*		*%REC*	*1*	*10/27/2014 1010*	*10/27/2014 1915*	*KP*
Surr: 4-Bromofluorobenzene	*92*	*70-130*		*%REC*	*1*	*10/27/2014 1010*	*10/27/2014 1915*	*KP*

Client: University of Arizona- Risk Management Services
Project: Page Ranch
Work Order: 14J0577
Date Received: 10/15/2014

QC Summary

Analyte	Result	Reporting Limit	Units	Spike Level	Source Result	%REC	%REC Limits	RPD	RPD Limit	Qual
Batch 1410220 - E200.7										
Blank (1410220-BLK1)				Prepared: 10/17/2014 Analyzed: 10/18/2014						
Manganese	ND	0.020	mg/L							
Sodium	ND	5.0	mg/L							
LCS (1410220-BS1)				Prepared: 10/17/2014 Analyzed: 10/18/2014						
Manganese	0.49	0.020	mg/L	0.5000		98	85-115			
Sodium	10	5.0	mg/L	10.00		100	85-115			
LCS Dup (1410220-BSD1)				Prepared: 10/17/2014 Analyzed: 10/18/2014						
Manganese	0.49	0.020	mg/L	0.5000		98	85-115	0.03	20	
Sodium	10	5.0	mg/L	10.00		103	85-115	3	20	
Matrix Spike (1410220-MS1)		**Source: 14J0030-02**		Prepared: 10/17/2014 Analyzed: 10/18/2014						
Manganese	0.57	0.020	mg/L	0.5000	0.061	103	70-130			
Sodium	160	5.0	mg/L	10.00	150	61	70-130			M3
Matrix Spike (1410220-MS2)		**Source: 14J0573-01**		Prepared: 10/17/2014 Analyzed: 10/18/2014						
Manganese	0.58	0.020	mg/L	0.5000	0.071	103	70-130			
Sodium	44	5.0	mg/L	10.00	33	105	70-130			

Client: University of Arizona- Risk Management Services
Project: Page Ranch
Work Order: 14J0577
Date Received: 10/15/2014

QC Summary

Analyte	Result	Reporting Limit	Units	Spike Level	Source Result	%REC	%REC Limits	RPD	RPD Limit	Qual
Batch 1410196 - SW8081A										
Blank (1410196-BLK1)				Prepared: 10/16/2014 Analyzed: 10/20/2014						
4,4´-DDD	ND	0.10	ug/L							
4,4´-DDE	ND	0.10	ug/L							
4,4´-DDT	ND	0.10	ug/L							
Aldrin	ND	0.10	ug/L							
alpha-BHC	ND	0.10	ug/L							
alpha-Chlordane	ND	0.10	ug/L							
beta-BHC	ND	0.10	ug/L							
delta-BHC	ND	0.10	ug/L							
Dieldrin	ND	0.10	ug/L							
Endosulfan I	ND	0.10	ug/L							
Endosulfan II	ND	0.10	ug/L							
Endosulfan sulfate	ND	0.10	ug/L							
Endrin	ND	0.10	ug/L							
Endrin aldehyde	ND	0.10	ug/L							
Endrin ketone	ND	0.10	ug/L							
gamma-BHC	ND	0.10	ug/L							
gamma-Chlordane	ND	0.10	ug/L							
Heptachlor	ND	0.10	ug/L							
Heptachlor epoxide	ND	0.10	ug/L							
Methoxychlor	ND	0.10	ug/L							
Toxaphene	ND	1.0	ug/L							
Surrogate: Decachlorobiphenyl	*0.968*		*ug/L*	*1.000*		*97*	*38.8-124*			
Surrogate: Tetrachloro-m-xylene	*0.722*		*ug/L*	*1.000*		*72*	*40-118.3*			
LCS (1410196-BS1)				Prepared: 10/16/2014 Analyzed: 10/20/2014						
4,4´-DDT	0.89	0.10	ug/L	1.000		89	54.8-117.2			
Aldrin	0.39	0.10	ug/L	0.5000		78	53.1-105			
Dieldrin	0.69	0.10	ug/L	1.000		69	59.5-100.2			
Endrin	0.83	0.10	ug/L	1.000		83	58.1-100.7			
gamma-BHC	0.44	0.10	ug/L	0.5000		87	56.5-117.1			
Heptachlor	0.37	0.10	ug/L	0.5000		74	51.5-104.5			
Surrogate: Decachlorobiphenyl	*0.972*		*ug/L*	*1.000*		*97*	*54.4-123.3*			
Surrogate: Tetrachloro-m-xylene	*0.714*		*ug/L*	*1.000*		*71*	*37.5-105.7*			
LCS Dup (1410196-BSD1)				Prepared: 10/16/2014 Analyzed: 10/20/2014						
4,4´-DDT	0.93	0.10	ug/L	1.000		93	54.8-117.2	4	30	
Aldrin	0.40	0.10	ug/L	0.5000		80	53.1-105	3	30	
Dieldrin	0.72	0.10	ug/L	1.000		72	59.5-100.2	4	30	
Endrin	0.86	0.10	ug/L	1.000		86	58.1-100.7	3	30	
gamma-BHC	0.44	0.10	ug/L	0.5000		87	56.5-117.1	0.02	30	
Heptachlor	0.38	0.10	ug/L	0.5000		76	51.5-104.5	2	30	
Surrogate: Decachlorobiphenyl	*1.01*		*ug/L*	*1.000*		*101*	*54.4-123.3*			
Surrogate: Tetrachloro-m-xylene	*0.724*		*ug/L*	*1.000*		*72*	*37.5-105.7*			

Client: University of Arizona- Risk Management Services
Project: Page Ranch
Work Order: 14J0577
Date Received: 10/15/2014

QC Summary

Analyte	Result	Reporting Limit	Units	Spike Level	Source Result	%REC	%REC Limits	RPD	RPD Limit	Qual
Batch 1410196 - SW8081A										
Matrix Spike (1410196-MS1)		**Source: 14J0573-01**		Prepared: 10/16/2014 Analyzed: 10/20/2014						
4,4′-DDT	0.93	0.11	ug/L	1.050	ND	88	10.1-142.2			
Aldrin	0.41	0.11	ug/L	0.5252	ND	79	23.2-118.8			
Dieldrin	0.73	0.11	ug/L	1.050	ND	70	43.8-113.4			
Endrin	0.82	0.11	ug/L	1.050	ND	78	28.1-131.1			
gamma-BHC	0.42	0.11	ug/L	0.5252	ND	81	58-115.5			
Heptachlor	0.39	0.11	ug/L	0.5252	ND	75	32.4-137			
Surrogate: Decachlorobiphenyl	*1.03*		*ug/L*	*1.050*		*98*	*38.8-124*			
Surrogate: Tetrachloro-m-xylene	*0.770*		*ug/L*	*1.050*		*73*	*40-118.3*			
Matrix Spike Dup (1410196-MSD1)		**Source: 14J0573-01**		Prepared: 10/16/2014 Analyzed: 10/20/2014						
4,4′-DDT	0.93	0.10	ug/L	1.014	ND	92	10.1-142.2	0.3	30	
Aldrin	0.40	0.10	ug/L	0.5071	ND	79	23.2-118.8	3	30	
Dieldrin	0.74	0.10	ug/L	1.014	ND	73	43.8-113.4	1	30	
Endrin	0.88	0.10	ug/L	1.014	ND	87	28.1-131.1	7	30	
gamma-BHC	0.43	0.10	ug/L	0.5071	ND	84	58-115.5	0.3	30	
Heptachlor	0.38	0.10	ug/L	0.5071	ND	75	32.4-137	4	30	
Surrogate: Decachlorobiphenyl	*1.01*		*ug/L*	*1.014*		*100*	*38.8-124*			
Surrogate: Tetrachloro-m-xylene	*0.773*		*ug/L*	*1.014*		*76*	*40-118.3*			
Batch 1410208 - E504.1										
Blank (1410208-BLK1)				Prepared & Analyzed: 10/17/2014						
1,2-Dibromo-3-chloropropane	ND	0.000020	mg/L							
1,2-Dibromoethane	ND	0.000010	mg/L							
Surrogate: Tetrachloro-m-xylene	*0.000210*		*mg/L*	*0.0002000*		*105*	*70-130*			
LCS (1410208-BS1)				Prepared & Analyzed: 10/17/2014						
1,2-Dibromo-3-chloropropane	0.00022	0.000020	mg/L	0.0002500		89	70-130			
1,2-Dibromoethane	0.00023	0.000010	mg/L	0.0002500		91	70-130			
Surrogate: Tetrachloro-m-xylene	*0.000208*		*mg/L*	*0.0002000*		*104*	*70-130*			
LCS (1410208-BS4)				Prepared & Analyzed: 10/17/2014						
1,2-Dibromo-3-chloropropane	0.00023	0.000020	mg/L	0.0002500		94	70-130			
1,2-Dibromoethane	0.00025	0.000010	mg/L	0.0002500		99	70-130			
Surrogate: Tetrachloro-m-xylene	*0.000219*		*mg/L*	*0.0002000*		*110*	*70-130*			
LCS Dup (1410208-BSD1)				Prepared & Analyzed: 10/17/2014						
1,2-Dibromo-3-chloropropane	0.00024	0.000020	mg/L	0.0002500		97	70-130	9	30	
1,2-Dibromoethane	0.00025	0.000010	mg/L	0.0002500		100	70-130	9	30	
Surrogate: Tetrachloro-m-xylene	*0.000222*		*mg/L*	*0.0002000*		*111*	*70-130*			
LCS Dup (1410208-BSD4)				Prepared: 10/17/2014 Analyzed: 10/18/2014						
1,2-Dibromo-3-chloropropane	0.00023	0.000020	mg/L	0.0002500		91	70-130	3	30	
1,2-Dibromoethane	0.00024	0.000010	mg/L	0.0002500		97	70-130	2	30	
Surrogate: Tetrachloro-m-xylene	*0.000209*		*mg/L*	*0.0002000*		*104*	*70-130*			

Client: University of Arizona- Risk Management Services
Project: Page Ranch
Work Order: 14J0577
Date Received: 10/15/2014

QC Summary

Analyte	Result	Reporting Limit	Units	Spike Level	Source Result	%REC	%REC Limits	RPD	RPD Limit	Qual
Batch 1410208 - E504.1										
Matrix Spike (1410208-MS1)		**Source: 14J0475-01**		Prepared & Analyzed: 10/17/2014						
1,2-Dibromo-3-chloropropane	0.00023	0.000020	mg/L	0.0002500	ND	90	70-130			
1,2-Dibromoethane	0.00018	0.000010	mg/L	0.0002500	ND	71	70-130			
Surrogate: Tetrachloro-m-xylene	*0.000206*		*mg/L*	*0.0002000*		*103*	*70-130*			
Matrix Spike (1410208-MS2)		**Source: 14J0573-01**		Prepared: 10/17/2014 Analyzed: 10/18/2014						
1,2-Dibromo-3-chloropropane	0.00024	0.000020	mg/L	0.0002500	ND	94	70-130			
1,2-Dibromoethane	0.00025	0.000010	mg/L	0.0002500	ND	99	70-130			
Surrogate: Tetrachloro-m-xylene	*0.000214*		*mg/L*	*0.0002000*		*107*	*70-130*			
Batch 1410260 - SW8270C										

Client: University of Arizona- Risk Management Services
Project: Page Ranch
Work Order: 14J0577
Date Received: 10/15/2014

QC Summary

Analyte	Result	Reporting Limit	Units	Spike Level	Source Result	%REC	%REC Limits	RPD	RPD Limit	Qual
Batch 1410260 - SW8270C										
Blank (1410260-BLK1)				Prepared: 10/21/2014 Analyzed: 10/24/2014						
1,2,4-Trichlorobenzene	ND	10	ug/L							
1,2-Dichlorobenzene	ND	10	ug/L							
1,3-Dichlorobenzene	ND	10	ug/L							
1,4-Dichlorobenzene	ND	10	ug/L							
2,4,5-Trichlorophenol	ND	10	ug/L							
2,4,6-Trichlorophenol	ND	10	ug/L							
2,4-Dichlorophenol	ND	10	ug/L							
2,4-Dimethylphenol	ND	10	ug/L							
2,4-Dinitrophenol	ND	50	ug/L							
2,4-Dinitrotoluene	ND	10	ug/L							
2,6-Dinitrotoluene	ND	10	ug/L							
2-Chloronaphthalene	ND	10	ug/L							
2-Chlorophenol	ND	10	ug/L							
2-Methylnaphthalene	ND	5.0	ug/L							
2-Methylphenol	ND	10	ug/L							
2-Nitroaniline	ND	20	ug/L							
2-Nitrophenol	ND	10	ug/L							
3,3´-Dichlorobenzidine	ND	20	ug/L							
3,4-Methylphenol	ND	10	ug/L							
3-Nitroaniline	ND	20	ug/L							
4,6-Dinitro-2-methylphenol	ND	20	ug/L							
4-Bromophenyl phenyl ether	ND	10	ug/L							
4-Chloro-3-methylphenol	ND	10	ug/L							
4-Chloroaniline	ND	20	ug/L							
4-Chlorophenyl phenyl ether	ND	10	ug/L							
4-Nitroaniline	ND	20	ug/L							
4-Nitrophenol	ND	50	ug/L							
Acenaphthene	ND	5.0	ug/L							
Acenaphthylene	ND	5.0	ug/L							
Aniline	ND	20	ug/L							
Anthracene	ND	5.0	ug/L							
Benzo[a]anthracene	ND	5.0	ug/L							
Benzo[a]pyrene	ND	5.0	ug/L							
Benzo[b,k]fluoranthene	ND	10	ug/L							
Benzo[g,h,i]perylene	ND	5.0	ug/L							
Benzoic acid	ND	50	ug/L							
Benzyl alcohol	5.5	5.0	ug/L							B1
Bis(2-chloroethoxy)methane	ND	10	ug/L							
Bis(2-chloroethyl)ether	ND	10	ug/L							
Bis(2-chloroisopropyl)ether	ND	10	ug/L							
Bis(2-ethylhexyl)phthalate	ND	10	ug/L							
Butyl benzyl phthalate	ND	10	ug/L							
Chrysene	ND	5.0	ug/L							
Dibenzo[a,h]anthracene	ND	5.0	ug/L							
Dibenzofuran	ND	5.0	ug/L							
Diethyl phthalate	ND	10	ug/L							
Dimethyl phthalate	ND	10	ug/L							
Di-n-butyl phthalate	ND	10	ug/L							

Client: University of Arizona- Risk Management Services
Project: Page Ranch
Work Order: 14J0577
Date Received: 10/15/2014

QC Summary

Analyte	Result	Reporting Limit	Units	Spike Level	Source Result	%REC	%REC Limits	RPD	RPD Limit	Qual
Batch 1410260 - SW8270C										
Blank (1410260-BLK1)				Prepared: 10/21/2014 Analyzed: 10/24/2014						
Di-n-octyl phthalate	ND	10	ug/L							
Fluoranthene	ND	5.0	ug/L							
Fluorene	ND	5.0	ug/L							
Hexachlorobenzene	ND	10	ug/L							
Hexachlorobutadiene	ND	10	ug/L							
Hexachlorocyclopentadiene	ND	10	ug/L							
Hexachloroethane	ND	10	ug/L							
Indeno[1,2,3-cd]pyrene	ND	5.0	ug/L							
Isophorone	ND	10	ug/L							
Naphthalene	ND	5.0	ug/L							
Nitrobenzene	ND	10	ug/L							
N-Nitrosodimethylamine	ND	10	ug/L							
N-Nitrosodiphenylamine	ND	10	ug/L							
N-Nitrosodipropylamine	ND	10	ug/L							
Pentachlorophenol	ND	30	ug/L							
Phenanthrene	ND	5.0	ug/L							
Phenol	ND	10	ug/L							
Pyrene	ND	5.0	ug/L							
Surrogate: 2,4,6-Tribromophenol	*87.2*		*ug/L*	*100.0*		*87*	*59-119.7*			
Surrogate: 2-Fluorobiphenyl	*63.2*		*ug/L*	*100.0*		*63*	*34.4-104.1*			
Surrogate: 2-Fluorophenol	*46.9*		*ug/L*	*100.0*		*47*	*16.1-69*			
Surrogate: 4-Terphenyl-d14	*43.8*		*ug/L*	*100.0*		*44*	*15.9-118.9*			
Surrogate: Nitrobenzene-d5	*57.6*		*ug/L*	*100.0*		*58*	*32.1-102.5*			
Surrogate: Phenol-d6	*58.6*		*ug/L*	*100.0*		*59*	*20.7-84.2*			
LCS (1410260-BS1)				Prepared: 10/21/2014 Analyzed: 10/24/2014						
1,2,4-Trichlorobenzene	27	10	ug/L	50.00		55	28.14-85.64			
1,4-Dichlorobenzene	21	10	ug/L	50.00		41	27.79-64.15			
2,4-Dinitrotoluene	27	10	ug/L	50.00		54	39.27-79.35			
2-Chlorophenol	52	10	ug/L	100.0		52	24.62-79.98			
4-Chloro-3-methylphenol	57	10	ug/L	100.0		57	37.66-82.55			
4-Nitrophenol	57	50	ug/L	100.0		57	26.58-91.73			
Acenaphthene	29	5.0	ug/L	50.00		58	41.63-72.14			
N-Nitrosodipropylamine	30	10	ug/L	50.00		60	36.81-88.63			
Pentachlorophenol	67	30	ug/L	100.0		67	32.14-95.92			
Phenol	56	10	ug/L	100.0		56	7.96-52.41			L1
Pyrene	27	5.0	ug/L	50.00		53	41.65-82.75			
Surrogate: 2,4,6-Tribromophenol	*85.5*		*ug/L*	*100.0*		*85*	*32.57-112.08*			
Surrogate: 2-Fluorobiphenyl	*59.5*		*ug/L*	*100.0*		*59*	*36.69-77.45*			
Surrogate: 2-Fluorophenol	*45.1*		*ug/L*	*100.0*		*45*	*0-86.73*			
Surrogate: 4-Terphenyl-d14	*45.1*		*ug/L*	*100.0*		*45*	*37.21-81.06*			
Surrogate: Nitrobenzene-d5	*56.8*		*ug/L*	*100.0*		*57*	*36.8-79.16*			
Surrogate: Phenol-d6	*56.3*		*ug/L*	*100.0*		*56*	*0-56.2*			*S4*

Client: University of Arizona- Risk Management Services
Project: Page Ranch
Work Order: 14J0577
Date Received: 10/15/2014

QC Summary

Analyte	Result	Reporting Limit	Units	Spike Level	Source Result	%REC	%REC Limits	RPD	RPD Limit	Qual
Batch 1410260 - SW8270C										
LCS Dup (1410260-BSD1)				Prepared: 10/21/2014 Analyzed: 10/24/2014						
1,2,4-Trichlorobenzene	32	10	ug/L	50.00		63	28.14-85.64	14	30	
1,4-Dichlorobenzene	24	10	ug/L	50.00		47	27.79-64.15	14	30	
2,4-Dinitrotoluene	33	10	ug/L	50.00		66	39.27-79.35	20	30	
2-Chlorophenol	59	10	ug/L	100.0		59	24.62-79.98	14	30	
4-Chloro-3-methylphenol	65	10	ug/L	100.0		65	37.66-82.55	12	30	
4-Nitrophenol	69	50	ug/L	100.0		69	26.58-91.73	19	30	
Acenaphthene	33	5.0	ug/L	50.00		65	41.63-72.14	12	30	
N-Nitrosodipropylamine	34	10	ug/L	50.00		68	36.81-88.63	14	30	
Pentachlorophenol	76	30	ug/L	100.0		76	32.14-95.92	13	30	
Phenol	66	10	ug/L	100.0		66	7.96-52.41	15	30	L1
Pyrene	29	5.0	ug/L	50.00		58	41.65-82.75	9	30	
Surrogate: 2,4,6-Tribromophenol	*93.6*		*ug/L*	*100.0*		*94*	*32.57-112.08*			
Surrogate: 2-Fluorobiphenyl	*65.7*		*ug/L*	*100.0*		*66*	*36.69-77.45*			
Surrogate: 2-Fluorophenol	*53.3*		*ug/L*	*100.0*		*53*	*0-86.73*			
Surrogate: 4-Terphenyl-d14	*49.3*		*ug/L*	*100.0*		*49*	*37.21-81.06*			
Surrogate: Nitrobenzene-d5	*65.3*		*ug/L*	*100.0*		*65*	*36.8-79.16*			
Surrogate: Phenol-d6	*65.1*		*ug/L*	*100.0*		*65*	*0-56.2*			*S4*
Matrix Spike (1410260-MS1)		**Source: 14J0573-01**		Prepared: 10/21/2014 Analyzed: 10/24/2014						
1,2,4-Trichlorobenzene	25	10	ug/L	49.95	ND	50	51.67-99.16			M2
1,4-Dichlorobenzene	18	10	ug/L	49.95	ND	36	44.91-69.29			M2
2,4-Dinitrotoluene	27	10	ug/L	49.95	ND	53	45.63-98.31			
2-Chlorophenol	48	10	ug/L	99.90	ND	48	53.62-77.95			M2
4-Chloro-3-methylphenol	55	10	ug/L	99.90	ND	55	54.19-87.12			
4-Nitrophenol	59	50	ug/L	99.90	ND	59	33.45-100.91			
Acenaphthene	27	5.0	ug/L	49.95	ND	54	10.45-102.26			
N-Nitrosodipropylamine	29	10	ug/L	49.95	ND	57	50.37-110.06			
Pentachlorophenol	66	30	ug/L	99.90	ND	66	52.6-111			
Phenol	55	10	ug/L	99.90	ND	55	25.68-69.53			
Pyrene	25	5.0	ug/L	49.95	ND	49	58.09-82.37			M2
Surrogate: 2,4,6-Tribromophenol	*81.6*		*ug/L*	*99.90*		*82*	*61.48-125.96*			
Surrogate: 2-Fluorobiphenyl	*56.2*		*ug/L*	*99.90*		*56*	*41.02-91.53*			
Surrogate: 2-Fluorophenol	*41.6*		*ug/L*	*99.90*		*42*	*38.35-57.43*			
Surrogate: 4-Terphenyl-d14	*43.9*		*ug/L*	*99.90*		*44*	*14.66-124.11*			
Surrogate: Nitrobenzene-d5	*52.6*		*ug/L*	*99.90*		*53*	*49.49-85.19*			
Surrogate: Phenol-d6	*53.2*		*ug/L*	*99.90*		*53*	*28.68-69.45*			

Client: University of Arizona- Risk Management Services
Project: Page Ranch
Work Order: 14J0577
Date Received: 10/15/2014

QC Summary

Analyte	Result	Reporting Limit	Units	Spike Level	Source Result	%REC	%REC Limits	RPD	RPD Limit	Qual
Batch 1410260 - SW8270C										
Matrix Spike Dup (1410260-MSD1)		**Source: 14J0573-01**		Prepared: 10/21/2014 Analyzed: 10/24/2014						
1,2,4-Trichlorobenzene	29	10	ug/L	50.25	ND	58	51.67-99.16	14	30	
1,4-Dichlorobenzene	23	10	ug/L	50.25	ND	46	44.91-69.29	26	30	
2,4-Dinitrotoluene	30	10	ug/L	50.25	ND	61	45.63-98.31	14	30	
2-Chlorophenol	54	10	ug/L	100.5	ND	54	53.62-77.95	12	30	
4-Chloro-3-methylphenol	59	10	ug/L	100.5	ND	59	54.19-87.12	7	30	
4-Nitrophenol	67	50	ug/L	100.5	ND	66	33.45-100.91	13	30	
Acenaphthene	31	5.0	ug/L	50.25	ND	61	10.45-102.26	12	30	
N-Nitrosodipropylamine	31	10	ug/L	50.25	ND	62	50.37-110.06	9	30	
Pentachlorophenol	74	30	ug/L	100.5	ND	74	52.6-111	12	30	
Phenol	59	10	ug/L	100.5	ND	59	25.68-69.53	7	30	
Pyrene	25	5.0	ug/L	50.25	ND	49	58.09-82.37	0.3	30	M2
Surrogate: 2,4,6-Tribromophenol	*87.4*		*ug/L*	*100.5*		*87*	*61.48-125.96*			
Surrogate: 2-Fluorobiphenyl	*60.7*		*ug/L*	*100.5*		*60*	*41.02-91.53*			
Surrogate: 2-Fluorophenol	*47.6*		*ug/L*	*100.5*		*47*	*38.35-57.43*			
Surrogate: 4-Terphenyl-d14	*45.3*		*ug/L*	*100.5*		*45*	*14.66-124.11*			
Surrogate: Nitrobenzene-d5	*59.3*		*ug/L*	*100.5*		*59*	*49.49-85.19*			
Surrogate: Phenol-d6	*59.1*		*ug/L*	*100.5*		*59*	*28.68-69.45*			

Client: University of Arizona- Risk Management Services
Project: Page Ranch
Work Order: 14J0577
Date Received: 10/15/2014

QC Summary

Analyte	Result	Reporting Limit	Units	Spike Level	Source Result	%REC	%REC Limits	RPD	RPD Limit	Qual
Batch 1410332 - EPA 524.2										

Client: University of Arizona- Risk Management Services
Project: Page Ranch
Work Order: 14J0577
Date Received: 10/15/2014

QC Summary

Analyte	Result	Reporting Limit	Units	Spike Level	Source Result	%REC	%REC Limits	RPD	RPD Limit	Qual
Batch 1410332 - EPA 524.2										
Blank (1410332-BLK1)				Prepared & Analyzed: 10/27/2014						
1,1,1,2-Tetrachloroethane	ND	0.00050	mg/L							
1,1,1-Trichloroethane	ND	0.00050	mg/L							
1,1,2,2-Tetrachloroethane	ND	0.00050	mg/L							
1,1,2-Trichloroethane	ND	0.00050	mg/L							
1,1-Dichloroethane	ND	0.00050	mg/L							
1,1-Dichloroethene	ND	0.00050	mg/L							
1,1-Dichloropropene	ND	0.00050	mg/L							
1,2,3-Trichlorobenzene	ND	0.00050	mg/L							
1,2,3-Trichloropropane	ND	0.00050	mg/L							
1,2,4-Trichlorobenzene	ND	0.00050	mg/L							
1,2,4-Trimethylbenzene	ND	0.00050	mg/L							
1,2-Dichlorobenzene	ND	0.00050	mg/L							
1,2-Dichloroethane	ND	0.00050	mg/L							
1,2-Dichloropropane	ND	0.00050	mg/L							
1,3,5-Trimethylbenzene	ND	0.00050	mg/L							
1,3-Dichlorobenzene	ND	0.00050	mg/L							
1,3-Dichloropropane	ND	0.00050	mg/L							
1,4-Dichlorobenzene	ND	0.00050	mg/L							
2,2-Dichloropropane	ND	0.00050	mg/L							
2-Chlorotoluene	ND	0.00050	mg/L							
4-Chlorotoluene	ND	0.00050	mg/L							
4-Isopropyltoluene	ND	0.00050	mg/L							
Benzene	ND	0.00050	mg/L							
Bromobenzene	ND	0.00050	mg/L							
Bromochloromethane	ND	0.00050	mg/L							
Bromodichloromethane	ND	0.00050	mg/L							
Bromoform	ND	0.00050	mg/L							
Bromomethane	ND	0.00050	mg/L							
Carbon tetrachloride	ND	0.00050	mg/L							
Chlorobenzene	ND	0.00050	mg/L							
Chloroethane	ND	0.00050	mg/L							
Chloroform	ND	0.00050	mg/L							
Chloromethane	ND	0.00050	mg/L							
cis-1,2-Dichloroethene	ND	0.00050	mg/L							
cis-1,3-Dichloropropene	ND	0.00050	mg/L							
Dibromochloromethane	ND	0.00050	mg/L							
Dibromomethane	ND	0.00050	mg/L							
Dichlorodifluoromethane	ND	0.00050	mg/L							
Ethylbenzene	ND	0.00050	mg/L							
Hexachlorobutadiene	ND	0.00050	mg/L							
Isopropylbenzene	ND	0.00050	mg/L							
Methylene chloride	ND	0.00050	mg/L							
Naphthalene	ND	0.00050	mg/L							
n-Butylbenzene	ND	0.00050	mg/L							
n-Propylbenzene	ND	0.00050	mg/L							
sec-Butylbenzene	ND	0.00050	mg/L							
Styrene	ND	0.00050	mg/L							
tert-Butylbenzene	ND	0.00050	mg/L							

Client: University of Arizona- Risk Management Services
Project: Page Ranch
Work Order: 14J0577
Date Received: 10/15/2014

QC Summary

Analyte	Result	Reporting Limit	Units	Spike Level	Source Result	%REC	%REC Limits	RPD	RPD Limit	Qual
Batch 1410332 - EPA 524.2										
Blank (1410332-BLK1)				Prepared & Analyzed: 10/27/2014						
Tetrachloroethene	ND	0.00050	mg/L							
Toluene	ND	0.00050	mg/L							
trans-1,2-Dichloroethene	ND	0.00050	mg/L							
trans-1,3-Dichloropropene	ND	0.00050	mg/L							
Trichloroethene	ND	0.00050	mg/L							
Trichlorofluoromethane	ND	0.00050	mg/L							
TTHMs	ND	0.00050	mg/L							
Vinyl chloride	ND	0.00050	mg/L							
Xylenes, Total	ND	0.0015	mg/L							
Surrogate: 1,2-Dichlorobenzene-d4	*0.95*		*ug/L*	*1.000*		*95*	*70-130*			
Surrogate: 4-Bromofluorobenzene	*0.93*		*ug/L*	*1.000*		*93*	*70-130*			

Client: University of Arizona- Risk Management Services
Project: Page Ranch
Work Order: 14J0577
Date Received: 10/15/2014

QC Summary

Analyte	Result	Reporting Limit	Units	Spike Level	Source Result	%REC	%REC Limits	RPD	RPD Limit	Qual
Batch 1410332 - EPA 524.2										
LCS (1410332-BS1)				Prepared & Analyzed: 10/27/2014						
1,1,1,2-Tetrachloroethane	0.0052	0.00050	mg/L	0.005000		104	70-130			
1,1,1-Trichloroethane	0.0059	0.00050	mg/L	0.005000		118	70-130			
1,1,2,2-Tetrachloroethane	0.0052	0.00050	mg/L	0.005000		104	70-130			
1,1,2-Trichloroethane	0.0052	0.00050	mg/L	0.005000		103	70-130			
1,1-Dichloroethane	0.0058	0.00050	mg/L	0.005000		115	70-130			
1,1-Dichloroethene	0.0059	0.00050	mg/L	0.005000		118	70-130			
1,1-Dichloropropene	0.0056	0.00050	mg/L	0.005000		112	70-130			
1,2,3-Trichlorobenzene	0.0053	0.00050	mg/L	0.005000		105	70-130			
1,2,3-Trichloropropane	0.0054	0.00050	mg/L	0.005000		109	70-130			
1,2,4-Trichlorobenzene	0.0053	0.00050	mg/L	0.005000		106	70-130			
1,2,4-Trimethylbenzene	0.0056	0.00050	mg/L	0.005000		112	70-130			
1,2-Dichlorobenzene	0.0054	0.00050	mg/L	0.005000		107	70-130			
1,2-Dichloroethane	0.0061	0.00050	mg/L	0.005000		121	70-130			
1,2-Dichloropropane	0.0053	0.00050	mg/L	0.005000		106	70-130			
1,3,5-Trimethylbenzene	0.0057	0.00050	mg/L	0.005000		113	70-130			
1,3-Dichlorobenzene	0.0053	0.00050	mg/L	0.005000		105	70-130			
1,3-Dichloropropane	0.0054	0.00050	mg/L	0.005000		107	70-130			
1,4-Dichlorobenzene	0.0053	0.00050	mg/L	0.005000		106	70-130			
2,2-Dichloropropane	0.0063	0.00050	mg/L	0.005000		126	70-130			
2-Chlorotoluene	0.0056	0.00050	mg/L	0.005000		112	70-130			
4-Chlorotoluene	0.0056	0.00050	mg/L	0.005000		112	70-130			
4-Isopropyltoluene	0.0056	0.00050	mg/L	0.005000		111	70-130			
Benzene	0.0054	0.00050	mg/L	0.005000		107	70-130			
Bromobenzene	0.0053	0.00050	mg/L	0.005000		106	70-130			
Bromochloromethane	0.0047	0.00050	mg/L	0.005000		93	70-130			
Bromodichloromethane	0.0055	0.00050	mg/L	0.005000		110	70-130			
Bromoform	0.0050	0.00050	mg/L	0.005000		99	70-130			
Bromomethane	0.0062	0.00050	mg/L	0.005000		125	70-130			
Carbon tetrachloride	0.0059	0.00050	mg/L	0.005000		117	70-130			
Chlorobenzene	0.0054	0.00050	mg/L	0.005000		108	70-130			
Chloroethane	0.0056	0.00050	mg/L	0.005000		113	70-130			
Chloroform	0.0045	0.00050	mg/L	0.005000		90	70-130			
Chloromethane	0.0055	0.00050	mg/L	0.005000		110	70-130			
cis-1,2-Dichloroethene	0.0054	0.00050	mg/L	0.005000		108	70-130			
cis-1,3-Dichloropropene	0.0054	0.00050	mg/L	0.005000		107	70-130			
Dibromochloromethane	0.0054	0.00050	mg/L	0.005000		108	70-130			
Dibromomethane	0.0053	0.00050	mg/L	0.005000		106	70-130			
Dichlorodifluoromethane	0.0061	0.00050	mg/L	0.005000		121	70-130			
Ethylbenzene	0.0055	0.00050	mg/L	0.005000		109	70-130			
Hexachlorobutadiene	0.0054	0.00050	mg/L	0.005000		108	70-130			
Isopropylbenzene	0.0055	0.00050	mg/L	0.005000		111	70-130			
Methyl tert-Butyl Ether (MTBE)	0.0055	0.00050	mg/L	0.005000		110	0-200			
Methylene chloride	0.0054	0.00050	mg/L	0.005000		108	70-130			
Naphthalene	0.0051	0.00050	mg/L	0.005000		102	70-130			
n-Butylbenzene	0.0056	0.00050	mg/L	0.005000		112	70-130			
n-Propylbenzene	0.0055	0.00050	mg/L	0.005000		111	70-130			
sec-Butylbenzene	0.0056	0.00050	mg/L	0.005000		111	70-130			
Styrene	0.0054	0.00050	mg/L	0.005000		108	70-130			

Client: University of Arizona- Risk Management Services
Project: Page Ranch
Work Order: 14J0577
Date Received: 10/15/2014

QC Summary

Analyte	Result	Reporting Limit	Units	Spike Level	Source Result	%REC	%REC Limits	RPD	RPD Limit	Qual
Batch 1410332 - EPA 524.2										
LCS (1410332-BS1)				Prepared & Analyzed: 10/27/2014						
tert-Butylbenzene	0.0055	0.00050	mg/L	0.005000		109	70-130			
Tetrachloroethene	0.0054	0.00050	mg/L	0.005000		109	70-130			
Toluene	0.0053	0.00050	mg/L	0.005000		106	70-130			
trans-1,2-Dichloroethene	0.0054	0.00050	mg/L	0.005000		108	70-130			
trans-1,3-Dichloropropene	0.0055	0.00050	mg/L	0.005000		110	70-130			
Trichloroethene	0.0055	0.00050	mg/L	0.005000		110	70-130			
Trichlorofluoromethane	0.0063	0.00050	mg/L	0.005000		126	70-130			
TTHMs	0.020	0.00050	mg/L				70-130			
Vinyl chloride	0.0057	0.00050	mg/L	0.005000		113	70-130			
Xylenes, Total	0.016	0.0015	mg/L				70-130			
Surrogate: 1,2-Dichlorobenzene-d4	*0.93*		*ug/L*	*1.000*		*93*	*70-130*			
Surrogate: 4-Bromofluorobenzene	*0.99*		*ug/L*	*1.000*		*99*	*70-130*			

Client: University of Arizona- Risk Management Services
Project: Page Ranch
Work Order: 14J0577
Date Received: 10/15/2014

QC Summary

Analyte	Result	Reporting Limit	Units	Spike Level	Source Result	%REC	%REC Limits	RPD	RPD Limit	Qual
Batch 1410332 - EPA 524.2										
LCS Dup (1410332-BSD1)				Prepared & Analyzed: 10/27/2014						
1,1,1,2-Tetrachloroethane	0.0054	0.00050	mg/L	0.005000		107	70-130	3	20	
1,1,1-Trichloroethane	0.0060	0.00050	mg/L	0.005000		120	70-130	1	20	
1,1,2,2-Tetrachloroethane	0.0052	0.00050	mg/L	0.005000		105	70-130	1	20	
1,1,2-Trichloroethane	0.0052	0.00050	mg/L	0.005000		103	70-130	0	20	
1,1-Dichloroethane	0.0057	0.00050	mg/L	0.005000		114	70-130	0.7	20	
1,1-Dichloroethene	0.0059	0.00050	mg/L	0.005000		119	70-130	0.8	20	
1,1-Dichloropropene	0.0056	0.00050	mg/L	0.005000		112	70-130	0.4	20	
1,2,3-Trichlorobenzene	0.0053	0.00050	mg/L	0.005000		107	70-130	1	20	
1,2,3-Trichloropropane	0.0051	0.00050	mg/L	0.005000		103	70-130	5	20	
1,2,4-Trichlorobenzene	0.0053	0.00050	mg/L	0.005000		106	70-130	0.2	20	
1,2,4-Trimethylbenzene	0.0057	0.00050	mg/L	0.005000		114	70-130	2	20	
1,2-Dichlorobenzene	0.0054	0.00050	mg/L	0.005000		107	70-130	0	20	
1,2-Dichloroethane	0.0061	0.00050	mg/L	0.005000		122	70-130	0.7	20	
1,2-Dichloropropane	0.0053	0.00050	mg/L	0.005000		105	70-130	0.9	20	
1,3,5-Trimethylbenzene	0.0056	0.00050	mg/L	0.005000		113	70-130	0.5	20	
1,3-Dichlorobenzene	0.0055	0.00050	mg/L	0.005000		109	70-130	3	20	
1,3-Dichloropropane	0.0054	0.00050	mg/L	0.005000		108	70-130	0.6	20	
1,4-Dichlorobenzene	0.0053	0.00050	mg/L	0.005000		105	70-130	0.9	20	
2,2-Dichloropropane	0.0063	0.00050	mg/L	0.005000		126	70-130	0.3	20	
2-Chlorotoluene	0.0056	0.00050	mg/L	0.005000		112	70-130	0.2	20	
4-Chlorotoluene	0.0056	0.00050	mg/L	0.005000		113	70-130	0.7	20	
4-Isopropyltoluene	0.0057	0.00050	mg/L	0.005000		113	70-130	2	20	
Benzene	0.0054	0.00050	mg/L	0.005000		107	70-130	0.2	20	
Bromobenzene	0.0052	0.00050	mg/L	0.005000		103	70-130	2	20	
Bromochloromethane	0.0047	0.00050	mg/L	0.005000		94	70-130	1	20	
Bromodichloromethane	0.0056	0.00050	mg/L	0.005000		111	70-130	0.9	20	
Bromoform	0.0051	0.00050	mg/L	0.005000		102	70-130	3	20	
Bromomethane	0.0064	0.00050	mg/L	0.005000		129	70-130	3	20	
Carbon tetrachloride	0.0058	0.00050	mg/L	0.005000		116	70-130	1	20	
Chlorobenzene	0.0054	0.00050	mg/L	0.005000		108	70-130	0.4	20	
Chloroethane	0.0056	0.00050	mg/L	0.005000		112	70-130	1	20	
Chloroform	0.0060	0.00050	mg/L	0.005000		121	70-130	29	20	R1
Chloromethane	0.0056	0.00050	mg/L	0.005000		112	70-130	2	20	
cis-1,2-Dichloroethene	0.0053	0.00050	mg/L	0.005000		106	70-130	2	20	
cis-1,3-Dichloropropene	0.0055	0.00050	mg/L	0.005000		110	70-130	3	20	
Dibromochloromethane	0.0052	0.00050	mg/L	0.005000		105	70-130	3	20	
Dibromomethane	0.0053	0.00050	mg/L	0.005000		106	70-130	0.6	20	
Dichlorodifluoromethane	0.0061	0.00050	mg/L	0.005000		121	70-130	0.2	20	
Ethylbenzene	0.0055	0.00050	mg/L	0.005000		111	70-130	1	20	
Hexachlorobutadiene	0.0053	0.00050	mg/L	0.005000		106	70-130	1	20	
Isopropylbenzene	0.0056	0.00050	mg/L	0.005000		111	70-130	0.7	20	
Methyl tert-Butyl Ether (MTBE)	0.0055	0.00050	mg/L	0.005000		110	0-200	0.2	200	
Methylene chloride	0.0056	0.00050	mg/L	0.005000		112	70-130	4	20	
Naphthalene	0.0053	0.00050	mg/L	0.005000		105	70-130	3	20	
n-Butylbenzene	0.0057	0.00050	mg/L	0.005000		115	70-130	3	20	
n-Propylbenzene	0.0056	0.00050	mg/L	0.005000		112	70-130	1	20	
sec-Butylbenzene	0.0056	0.00050	mg/L	0.005000		111	70-130	0.2	20	
Styrene	0.0056	0.00050	mg/L	0.005000		111	70-130	3	20	

Client: University of Arizona- Risk Management Services
Project: Page Ranch
Work Order: 14J0577
Date Received: 10/15/2014

QC Summary

Analyte	Result	Reporting Limit	Units	Spike Level	Source Result	%REC	%REC Limits	RPD	RPD Limit	Qual
Batch 1410332 - EPA 524.2										
LCS Dup (1410332-BSD1)				Prepared & Analyzed: 10/27/2014						
tert-Butylbenzene	0.0055	0.00050	mg/L	0.005000		111	70-130	1	20	
Tetrachloroethene	0.0054	0.00050	mg/L	0.005000		108	70-130	0.4	20	
Toluene	0.0053	0.00050	mg/L	0.005000		107	70-130	0.8	20	
trans-1,2-Dichloroethene	0.0055	0.00050	mg/L	0.005000		110	70-130	2	20	
trans-1,3-Dichloropropene	0.0054	0.00050	mg/L	0.005000		107	70-130	3	20	
Trichloroethene	0.0055	0.00050	mg/L	0.005000		110	70-130	0	20	
Trichlorofluoromethane	0.0063	0.00050	mg/L	0.005000		127	70-130	0.5	20	
TTHMs	0.022	0.00050	mg/L				70-130	7	20	
Vinyl chloride	0.0057	0.00050	mg/L	0.005000		114	70-130	1	20	
Xylenes, Total	0.017	0.0015	mg/L				70-130	3	20	
Surrogate: 1,2-Dichlorobenzene-d4	*0.92*		*ug/L*	*1.000*		*92*	*70-130*			
Surrogate: 4-Bromofluorobenzene	*1.0*		*ug/L*	*1.000*		*100*	*70-130*			

Client: University of Arizona- Risk Management Services
Project: Page Ranch
Work Order: 14J0577
Date Received: 10/15/2014

QC Summary

Analyte	Result	Reporting Limit	Units	Spike Level	Source Result	%REC	%REC Limits	RPD	RPD Limit	Qual
Batch 1410248 - E300										
Blank (1410248-BLK1)				Prepared & Analyzed: 10/21/2014						
Chloride	ND	1.0	mg/L							
Sulfate	ND	5.0	mg/L							
LCS (1410248-BS1)				Prepared & Analyzed: 10/21/2014						
Chloride	12	1.0	mg/L	12.50		96	90-110			
Sulfate	12	5.0	mg/L	12.50		97	90-110			
LCS Dup (1410248-BSD1)				Prepared & Analyzed: 10/21/2014						
Chloride	12	1.0	mg/L	12.50		97	90-110	0.4	10	
Sulfate	12	5.0	mg/L	12.50		98	90-110	0.7	10	
Matrix Spike (1410248-MS2)	**Source: 14J0685-01**			Prepared: 10/21/2014 Analyzed: 10/22/2014						
Chloride	19	1.0	mg/L	12.50	7.1	96	80-120			
Sulfate	27	5.0	mg/L	12.50	16	93	80-120			
Matrix Spike (1410248-MS3)	**Source: 14J0690-01**			Prepared: 10/21/2014 Analyzed: 10/22/2014						
Chloride	76	1.0	mg/L	12.50	63	99	80-120			M3
Sulfate	130	5.0	mg/L	12.50	110	94	80-120			M3
Matrix Spike (1410248-MS4)	**Source: 14J0676-05RE1**			Prepared: 10/21/2014 Analyzed: 10/22/2014						
Chloride	22		mg/L	12.50	9.2	99	80-120			
Sulfate	22		mg/L	12.50	9.8	99	80-120			
Matrix Spike (1410248-MS5)	**Source: 14J0685-01**			Prepared: 10/21/2014 Analyzed: 10/22/2014						
Sulfate	20		mg/L	12.50	7.9	94	80-120			
Matrix Spike Dup (1410248-MSD2)	**Source: 14J0685-01**			Prepared: 10/21/2014 Analyzed: 10/22/2014						
Chloride	19	1.0	mg/L	12.50	7.1	96	80-120	0.1	10	
Sulfate	27	5.0	mg/L	12.50	16	93	80-120	0.1	10	
Matrix Spike Dup (1410248-MSD3)	**Source: 14J0690-01**			Prepared: 10/21/2014 Analyzed: 10/22/2014						
Chloride	75	1.0	mg/L	12.50	63	95	80-120	0.7	10	M3
Sulfate	120	5.0	mg/L	12.50	110	85	80-120	0.8	10	M3
Matrix Spike Dup (1410248-MSD4)	**Source: 14J0676-05RE1**			Prepared: 10/21/2014 Analyzed: 10/22/2014						
Chloride	22		mg/L	12.50	9.2	99	80-120	0.2	10	
Sulfate	22		mg/L	12.50	9.8	98	80-120	0.3	10	

TURNER LABORATORIES INC.
2445 N. Coyote Drive, Suite 104
Tucson, Arizona 85745
(520) 882-5880
Fax: (520) 882-9788
www.turnerlabs.com

CHAIN OF CUSTODY/LABORATORY ANALYSIS REQUEST FORM

TURNER WORK ORDER # 1450577 DATE 10/15/14 PAGE 1 OF 1

PROJECT NAME Page Ranch #
CONTACT NAME Lloyd Wundrock
COMPANY NAME UA Risk Management
ADDRESS PO Box 210300 Tucson, AZ 85721
PHONE 621-1790 FAX 621-3706
SAMPLER'S SIGNATURE

CIRCLE ANALYSIS REQUESTED AND/OR CHECK THE APPROPRIATE BOX

SAMPLE I.D.	DATE	TIME	LAB I.D.	SAMPLE MATRIX*	NUMBER OF CONTAINERS	Base Neutrals 625/8270	Acids	Volatile Organics 624/624.2/8260	TTHMS	HAA5	Pesticides 8081	PCBs 8082	NO_2	NO_3	TKN	Oil and Grease Grav. 1664A	VOA	TCLP Semi-VOA	Pest.	TCLP	Metals Total	Dissolved	RCRA8	Total	Cyanide Amen.	WAD	SDWA-INORGANICS PRIMARY	SECONDARY	MPN	Coliform	pH	Cr_6	COD	Cl_2	TSS	BOD			
MW# 4	10/15/14	1145		GW		X		X			X																								X	X	X		
Trip Blank								X																													X		

1. RELINQUISHED BY: L M Wundrock
Signature
L M WUNDROCK
Printed Name
UofA
Firm
10-15-14 1200MS
Date/Time

2. RECEIVED BY:
Signature
Printed Name
Firm
10/15/14 1200
Date/Time

3. RELINQUISHED BY:
Signature
Printed Name
UA
Firm
10/15/14 1315
Date/Time

4. RECEIVED BY:
Signature
Printed Name
TURNER LABORATORIES, INC.
Firm
10/15/14 1315
Date/Time

TURNAROUND REQUIREMENTS:
- [x] Standard (approx. 10 days)*
- [ ] Next Day [ ] 2 Day [ ] 5 Day*
- [ ] Email Preliminary Results To:

* Working Days

REPORT REQUIREMENTS:
- [ ] I. Routine Report
- [ ] II. Report (includes DUP, MS, MSD, as required, may be charged as samples)
- [x] III. Date Validation Report (Includes All Raw Data) Add 10% to invoice

INVOICE INFORMATION:
Account [ ] Y [ ] N
P.O. #
Bill to:

SAMPLE RECEIPT:
Total Containers 14
Temperature 0.9
[x] Wet Ice [ ] Blue Ice

* LEGEND
DW = DRINKING WATER
GW = GROUNDWATER
SD = SOLID
SG = SLUDGE
SL = SOIL
ST = STORMWATER
WW = WASTEWATER

SPECIAL INSTRUCTIONS/COMMENTS:

Compliance Analysis:	[ ] Yes [ ] No	Custody Seals	[ ]	Preservation Confirmation	[x]
ADEQ Forms:	[ ] Yes [ ] No	Container Intact	[x]	Appropriate Head Space	[x]
Mail ADEQ Forms:	[ ] Yes [ ] No	COC / Labels Agree	[x]	Received Within Hold Time	[x]

Metals-Mn, NA Anions-Cl, So4 QA/QC Level III Package
Hard Copy Report/Writable CD Send Report to ADEQ electronically

November 10, 2014

Jeff Christensen
University of Arizona- Risk Management Services
PO Box 210300, RM A414
Tucson, AZ 85721

TEL (520) 621-5861
FAX (520) 621-3706

Work Order No.: 14J0579
Order Name: MW# 5

RE: Page Ranch

Dear Jeff Christensen,

Turner Laboratories, Inc. received 2 sample(s) on 10/15/2014 for the analyses presented in the following report.

All results are intended to be considered in their entirety, and Turner Laboratories, Inc. is not responsible for use of less than the complete report. Results apply only to the samples analyzed. Samples will be disposed of 30 days after issue of our report unless special arrangements are made.

The pages that follow may contain sensitive, privileged or confidential information intended solely for the addressee named above. If you receive this message and are not the agent or employee of the addressee, this communication has been sent in error. Please do not disseminate or copy any of the attached and notify the sender immediately by telephone. Please also return the attached sheet(s) to the sender by mail.

Please call if you have any questions.

Respectfully submitted,

Turner Laboratories, Inc.
ADHS License AZ0066

Terri L. Garcia

Terri Garcia
Technical Director

Turner Laboratories, Inc.

Date: 11/10/2014

Client: University of Arizona- Risk Management Servic
Project: Page Ranch
Work Order: 14J0579
Date Received: 10/15/2014

Order: MW# 5

Work Order Sample Summary

Lab Sample ID	Client Sample ID	Matrix	Collection Date/Time
14J0579-01	MW# 5	Drinking Water	10/15/2014 0850
14J0579-02	Trip Blank	Trip Blank	10/15/2014 0000

Client: University of Arizona- Risk Management Services
Project: Page Ranch
Work Order: 14J0579
Date Received: 10/15/2014

Case Narrative

B1	Target analyte detected in the method blank at or above the method reporting limit.
L1	The associated LCS/LCSD recovery was above laboratory acceptance limits.
M2	Matrix spike recovery was low; the associated LCS/LCSD was acceptable.
M3	The spike recovery value is unusable since the analyte concentration in the sample is disproportionate to the spike level. The associated LCS/LCSD recovery was acceptable.
R1	RPD/RSD exceeded the method acceptance limit. See case narrative.
S4	Surrogate recovery was above laboratory and method acceptance limits. No target analytes were detected in the sample.

All soil, sludge, and solid matrix determinations are reported on a wet weight basis unless otherwise noted.

ND	Not Detected at or above the PQL
PQL	Practical Quantitation Limit
DF	Dilution Factor

Turner Laboratories, Inc.

Date: 11/10/2014

Client: University of Arizona- Risk Management Se
Project: Page Ranch
Work Order: 14J0579
Lab Sample ID: 14J0579-01

Client Sample ID: MW# 5
Collection Date/Time: 10/15/2014 0850
Matrix: Drinking Water
Order Name: MW# 5

Analyses	Result	PQL	Qual	Units	DF	Prep Date	Analysis Date	Analyst
ICP Total Metals-E200.7								
Manganese	0.16	0.020		mg/L	1	10/17/2014 0835	10/18/2014 1716	RAD
Sodium	32	5.0		mg/L	1	10/17/2014 0835	10/18/2014 1716	RAD
Anions by Ion Chromatography-E300								
Chloride	6.8	1.0		mg/L	1	10/21/2014 1800	10/21/2014 2113	AC
Sulfate	ND	5.0		mg/L	1	10/21/2014 1800	10/21/2014 2113	AC
EDB and DBCP-E504.1								
1,2-Dibromo-3-chloropropane	ND	0.000020		mg/L	1	10/17/2014 0739	10/18/2014 0433	MD
1,2-Dibromoethane	ND	0.000010		mg/L	1	10/17/2014 0739	10/18/2014 0433	MD
Surr: Tetrachloro-m-xylene	*100*	*70-130*		*%REC*	*1*	*10/17/2014 0739*	*10/18/2014 433*	*MD*
Volatile Organic Compounds by GC/MS-EPA 524.2								
1,1,1,2-Tetrachloroethane	ND	0.00050		mg/L	1	10/27/2014 1010	10/27/2014 1948	KP
1,1,1-Trichloroethane	ND	0.00050		mg/L	1	10/27/2014 1010	10/27/2014 1948	KP
1,1,2,2-Tetrachloroethane	ND	0.00050		mg/L	1	10/27/2014 1010	10/27/2014 1948	KP
1,1,2-Trichloroethane	ND	0.00050		mg/L	1	10/27/2014 1010	10/27/2014 1948	KP
1,1-Dichloroethane	ND	0.00050		mg/L	1	10/27/2014 1010	10/27/2014 1948	KP
1,1-Dichloroethene	ND	0.00050		mg/L	1	10/27/2014 1010	10/27/2014 1948	KP
1,1-Dichloropropene	ND	0.00050		mg/L	1	10/27/2014 1010	10/27/2014 1948	KP
1,2,3-Trichlorobenzene	ND	0.00050		mg/L	1	10/27/2014 1010	10/27/2014 1948	KP
1,2,3-Trichloropropane	ND	0.00050		mg/L	1	10/27/2014 1010	10/27/2014 1948	KP
1,2,4-Trichlorobenzene	ND	0.00050		mg/L	1	10/27/2014 1010	10/27/2014 1948	KP
1,2,4-Trimethylbenzene	ND	0.00050		mg/L	1	10/27/2014 1010	10/27/2014 1948	KP
1,2-Dichlorobenzene	ND	0.00050		mg/L	1	10/27/2014 1010	10/27/2014 1948	KP
1,2-Dichloroethane	ND	0.00050		mg/L	1	10/27/2014 1010	10/27/2014 1948	KP
1,2-Dichloropropane	ND	0.00050		mg/L	1	10/27/2014 1010	10/27/2014 1948	KP
1,3,5-Trimethylbenzene	ND	0.00050		mg/L	1	10/27/2014 1010	10/27/2014 1948	KP
1,3-Dichlorobenzene	ND	0.00050		mg/L	1	10/27/2014 1010	10/27/2014 1948	KP
1,3-Dichloropropane	ND	0.00050		mg/L	1	10/27/2014 1010	10/27/2014 1948	KP
1,4-Dichlorobenzene	ND	0.00050		mg/L	1	10/27/2014 1010	10/27/2014 1948	KP
2,2-Dichloropropane	ND	0.00050		mg/L	1	10/27/2014 1010	10/27/2014 1948	KP
2-Chlorotoluene	ND	0.00050		mg/L	1	10/27/2014 1010	10/27/2014 1948	KP
4-Chlorotoluene	ND	0.00050		mg/L	1	10/27/2014 1010	10/27/2014 1948	KP
4-Isopropyltoluene	ND	0.00050		mg/L	1	10/27/2014 1010	10/27/2014 1948	KP
Benzene	ND	0.00050		mg/L	1	10/27/2014 1010	10/27/2014 1948	KP
Bromobenzene	ND	0.00050		mg/L	1	10/27/2014 1010	10/27/2014 1948	KP
Bromochloromethane	ND	0.00050		mg/L	1	10/27/2014 1010	10/27/2014 1948	KP
Bromodichloromethane	ND	0.00050		mg/L	1	10/27/2014 1010	10/27/2014 1948	KP
Bromoform	ND	0.00050		mg/L	1	10/27/2014 1010	10/27/2014 1948	KP

Turner Laboratories, Inc.

Date: 11/10/2014

Client: University of Arizona- Risk Management Se
Project: Page Ranch
Work Order: 14J0579
Lab Sample ID: 14J0579-01

Client Sample ID: MW# 5
Collection Date/Time: 10/15/2014 0850
Matrix: Drinking Water
Order Name: MW# 5

Analyses	Result	PQL	Qual	Units	DF	Prep Date	Analysis Date	Analyst
Bromomethane	ND	0.00050		mg/L	1	10/27/2014 1010	10/27/2014 1948	KP
Carbon tetrachloride	ND	0.00050		mg/L	1	10/27/2014 1010	10/27/2014 1948	KP
Chlorobenzene	ND	0.00050		mg/L	1	10/27/2014 1010	10/27/2014 1948	KP
Chloroethane	ND	0.00050		mg/L	1	10/27/2014 1010	10/27/2014 1948	KP
Chloroform	ND	0.00050		mg/L	1	10/27/2014 1010	10/27/2014 1948	KP
Chloromethane	ND	0.00050		mg/L	1	10/27/2014 1010	10/27/2014 1948	KP
cis-1,2-Dichloroethene	ND	0.00050		mg/L	1	10/27/2014 1010	10/27/2014 1948	KP
cis-1,3-Dichloropropene	ND	0.00050		mg/L	1	10/27/2014 1010	10/27/2014 1948	KP
Dibromochloromethane	ND	0.00050		mg/L	1	10/27/2014 1010	10/27/2014 1948	KP
Dibromomethane	ND	0.00050		mg/L	1	10/27/2014 1010	10/27/2014 1948	KP
Dichlorodifluoromethane	ND	0.00050		mg/L	1	10/27/2014 1010	10/27/2014 1948	KP
Ethylbenzene	ND	0.00050		mg/L	1	10/27/2014 1010	10/27/2014 1948	KP
Hexachlorobutadiene	ND	0.00050		mg/L	1	10/27/2014 1010	10/27/2014 1948	KP
Isopropylbenzene	ND	0.00050		mg/L	1	10/27/2014 1010	10/27/2014 1948	KP
Methylene chloride	ND	0.00050		mg/L	1	10/27/2014 1010	10/27/2014 1948	KP
Naphthalene	ND	0.00050		mg/L	1	10/27/2014 1010	10/27/2014 1948	KP
n-Butylbenzene	ND	0.00050		mg/L	1	10/27/2014 1010	10/27/2014 1948	KP
n-Propylbenzene	ND	0.00050		mg/L	1	10/27/2014 1010	10/27/2014 1948	KP
sec-Butylbenzene	ND	0.00050		mg/L	1	10/27/2014 1010	10/27/2014 1948	KP
Styrene	ND	0.00050		mg/L	1	10/27/2014 1010	10/27/2014 1948	KP
tert-Butylbenzene	ND	0.00050		mg/L	1	10/27/2014 1010	10/27/2014 1948	KP
Tetrachloroethene	ND	0.00050		mg/L	1	10/27/2014 1010	10/27/2014 1948	KP
Toluene	ND	0.00050		mg/L	1	10/27/2014 1010	10/27/2014 1948	KP
trans-1,2-Dichloroethene	ND	0.00050		mg/L	1	10/27/2014 1010	10/27/2014 1948	KP
trans-1,3-Dichloropropene	ND	0.00050		mg/L	1	10/27/2014 1010	10/27/2014 1948	KP
Trichloroethene	ND	0.00050		mg/L	1	10/27/2014 1010	10/27/2014 1948	KP
Trichlorofluoromethane	ND	0.00050		mg/L	1	10/27/2014 1010	10/27/2014 1948	KP
TTHMs	ND	0.00050		mg/L	1	10/27/2014 1010	10/27/2014 1948	KP
Vinyl chloride	ND	0.00050		mg/L	1	10/27/2014 1010	10/27/2014 1948	KP
Xylenes, Total	ND	0.0015		mg/L	1	10/27/2014 1010	10/27/2014 1948	KP
Surr: 1,2-Dichlorobenzene-d4	*92*	*70-130*		*%REC*	*1*	*10/27/2014 1010*	*10/27/2014 1948*	*KP*
Surr: 4-Bromofluorobenzene	*93*	*70-130*		*%REC*	*1*	*10/27/2014 1010*	*10/27/2014 1948*	*KP*
Organochlorine Pesticides-SW8081A								
4,4´-DDD	ND	0.10		ug/L	1	10/16/2014 0836	10/20/2014 1953	MD
4,4´-DDE	ND	0.10		ug/L	1	10/16/2014 0836	10/20/2014 1953	MD
4,4´-DDT	ND	0.10		ug/L	1	10/16/2014 0836	10/20/2014 1953	MD
Aldrin	ND	0.10		ug/L	1	10/16/2014 0836	10/20/2014 1953	MD
alpha-BHC	ND	0.10		ug/L	1	10/16/2014 0836	10/20/2014 1953	MD
alpha-Chlordane	ND	0.10		ug/L	1	10/16/2014 0836	10/21/2014 0155	MD
beta-BHC	ND	0.10		ug/L	1	10/16/2014 0836	10/20/2014 1953	MD
delta-BHC	ND	0.10		ug/L	1	10/16/2014 0836	10/20/2014 1953	MD

Turner Laboratories, Inc.

Date: 11/10/2014

Client:	University of Arizona- Risk Management Se	**Client Sample ID:**	MW# 5
Project:	Page Ranch	**Collection Date/Time:**	10/15/2014 0850
Work Order:	14J0579	**Matrix:**	Drinking Water
Lab Sample ID:	14J0579-01	**Order Name:**	MW# 5

Analyses	Result	PQL	Qual	Units	DF	Prep Date	Analysis Date	Analyst
Dieldrin	ND	0.10		ug/L	1	10/16/2014 0836	10/20/2014 1953	MD
Endosulfan I	ND	0.10		ug/L	1	10/16/2014 0836	10/20/2014 1953	MD
Endosulfan II	ND	0.10		ug/L	1	10/16/2014 0836	10/20/2014 1953	MD
Endosulfan sulfate	ND	0.10		ug/L	1	10/16/2014 0836	10/20/2014 1953	MD
Endrin	ND	0.10		ug/L	1	10/16/2014 0836	10/20/2014 1953	MD
Endrin aldehyde	ND	0.10		ug/L	1	10/16/2014 0836	10/20/2014 1953	MD
Endrin ketone	ND	0.10		ug/L	1	10/16/2014 0836	10/20/2014 1953	MD
gamma-BHC	ND	0.10		ug/L	1	10/16/2014 0836	10/20/2014 1953	MD
gamma-Chlordane	ND	0.10		ug/L	1	10/16/2014 0836	10/21/2014 0155	MD
Heptachlor	ND	0.10		ug/L	1	10/16/2014 0836	10/20/2014 1953	MD
Heptachlor epoxide	ND	0.10		ug/L	1	10/16/2014 0836	10/20/2014 1953	MD
Methoxychlor	ND	0.10		ug/L	1	10/16/2014 0836	10/20/2014 1953	MD
Toxaphene	ND	1.0		ug/L	1	10/16/2014 0836	10/20/2014 1953	MD
Surr: Decachlorobiphenyl	*97*	*38.8-124*		*%REC*	*1*	*10/16/2014 0836*	*10/20/2014 1953*	*MD*
Surr: Tetrachloro-m-xylene	*89*	*40-118.3*		*%REC*	*1*	*10/16/2014 0836*	*10/20/2014 1953*	*MD*
Semivolatile Organic Compounds-SW8270C								
1,2,4-Trichlorobenzene	ND	10		ug/L	1	10/21/2014 1511	10/24/2014 1930	MD
1,2-Dichlorobenzene	ND	10		ug/L	1	10/21/2014 1511	10/24/2014 1930	MD
1,3-Dichlorobenzene	ND	10		ug/L	1	10/21/2014 1511	10/24/2014 1930	MD
1,4-Dichlorobenzene	ND	10		ug/L	1	10/21/2014 1511	10/24/2014 1930	MD
2,4,5-Trichlorophenol	ND	10		ug/L	1	10/21/2014 1511	10/24/2014 1930	MD
2,4,6-Trichlorophenol	ND	10		ug/L	1	10/21/2014 1511	10/24/2014 1930	MD
2,4-Dichlorophenol	ND	10		ug/L	1	10/21/2014 1511	10/24/2014 1930	MD
2,4-Dimethylphenol	ND	10		ug/L	1	10/21/2014 1511	10/24/2014 1930	MD
2,4-Dinitrophenol	ND	50		ug/L	1	10/21/2014 1511	10/24/2014 1930	MD
2,4-Dinitrotoluene	ND	10		ug/L	1	10/21/2014 1511	10/24/2014 1930	MD
2,6-Dinitrotoluene	ND	10		ug/L	1	10/21/2014 1511	10/24/2014 1930	MD
2-Chloronaphthalene	ND	10		ug/L	1	10/21/2014 1511	10/24/2014 1930	MD
2-Chlorophenol	ND	10		ug/L	1	10/21/2014 1511	10/24/2014 1930	MD
2-Methylnaphthalene	ND	5.0		ug/L	1	10/21/2014 1511	10/24/2014 1930	MD
2-Methylphenol	ND	10		ug/L	1	10/21/2014 1511	10/24/2014 1930	MD
2-Nitroaniline	ND	20		ug/L	1	10/21/2014 1511	10/24/2014 1930	MD
2-Nitrophenol	ND	10		ug/L	1	10/21/2014 1511	10/24/2014 1930	MD
3,3´-Dichlorobenzidine	ND	20		ug/L	1	10/21/2014 1511	10/24/2014 1930	MD
3,4-Methylphenol	ND	10		ug/L	1	10/21/2014 1511	10/24/2014 1930	MD
3-Nitroaniline	ND	20		ug/L	1	10/21/2014 1511	10/24/2014 1930	MD
4,6-Dinitro-2-methylphenol	ND	20		ug/L	1	10/21/2014 1511	10/24/2014 1930	MD
4-Bromophenyl phenyl ether	ND	10		ug/L	1	10/21/2014 1511	10/24/2014 1930	MD
4-Chloro-3-methylphenol	ND	10		ug/L	1	10/21/2014 1511	10/24/2014 1930	MD
4-Chloroaniline	ND	20		ug/L	1	10/21/2014 1511	10/24/2014 1930	MD
4-Chlorophenyl phenyl ether	ND	10		ug/L	1	10/21/2014 1511	10/24/2014 1930	MD

Turner Laboratories, Inc.

Date: 11/10/2014

Client: University of Arizona- Risk Management Se
Project: Page Ranch
Work Order: 14J0579
Lab Sample ID: 14J0579-01

Client Sample ID: MW# 5
Collection Date/Time: 10/15/2014 0850
Matrix: Drinking Water
Order Name: MW# 5

Analyses	Result	PQL	Qual	Units	DF	Prep Date	Analysis Date	Analyst
4-Nitroaniline	ND	20		ug/L	1	10/21/2014 1511	10/24/2014 1930	MD
4-Nitrophenol	ND	50		ug/L	1	10/21/2014 1511	10/24/2014 1930	MD
Acenaphthene	ND	5.0		ug/L	1	10/21/2014 1511	10/24/2014 1930	MD
Acenaphthylene	ND	5.0		ug/L	1	10/21/2014 1511	10/24/2014 1930	MD
Aniline	ND	20		ug/L	1	10/21/2014 1511	10/24/2014 1930	MD
Anthracene	ND	5.0		ug/L	1	10/21/2014 1511	10/24/2014 1930	MD
Benzo[a]anthracene	ND	5.0		ug/L	1	10/21/2014 1511	10/24/2014 1930	MD
Benzo[a]pyrene	ND	5.0		ug/L	1	10/21/2014 1511	10/24/2014 1930	MD
Benzo[b,k]fluoranthene	ND	10		ug/L	1	10/21/2014 1511	10/24/2014 1930	MD
Benzo[g,h,i]perylene	ND	5.0		ug/L	1	10/21/2014 1511	10/24/2014 1930	MD
Benzoic acid	ND	50		ug/L	1	10/21/2014 1511	10/24/2014 1930	MD
Benzyl alcohol	ND	5.0		ug/L	1	10/21/2014 1511	10/24/2014 1930	MD
Bis(2-chloroethoxy)methane	ND	10		ug/L	1	10/21/2014 1511	10/24/2014 1930	MD
Bis(2-chloroethyl)ether	ND	10		ug/L	1	10/21/2014 1511	10/24/2014 1930	MD
Bis(2-chloroisopropyl)ether	ND	10		ug/L	1	10/21/2014 1511	10/24/2014 1930	MD
Bis(2-ethylhexyl)phthalate	ND	10		ug/L	1	10/21/2014 1511	10/24/2014 1930	MD
Butyl benzyl phthalate	ND	10		ug/L	1	10/21/2014 1511	10/24/2014 1930	MD
Chrysene	ND	5.0		ug/L	1	10/21/2014 1511	10/24/2014 1930	MD
Dibenzo[a,h]anthracene	ND	5.0		ug/L	1	10/21/2014 1511	10/24/2014 1930	MD
Dibenzofuran	ND	5.0		ug/L	1	10/21/2014 1511	10/24/2014 1930	MD
Diethyl phthalate	ND	10		ug/L	1	10/21/2014 1511	10/24/2014 1930	MD
Dimethyl phthalate	ND	10		ug/L	1	10/21/2014 1511	10/24/2014 1930	MD
Di-n-butyl phthalate	ND	10		ug/L	1	10/21/2014 1511	10/24/2014 1930	MD
Di-n-octyl phthalate	ND	10		ug/L	1	10/21/2014 1511	10/24/2014 1930	MD
Fluoranthene	ND	5.0		ug/L	1	10/21/2014 1511	10/24/2014 1930	MD
Fluorene	ND	5.0		ug/L	1	10/21/2014 1511	10/24/2014 1930	MD
Hexachlorobenzene	ND	10		ug/L	1	10/21/2014 1511	10/24/2014 1930	MD
Hexachlorobutadiene	ND	10		ug/L	1	10/21/2014 1511	10/24/2014 1930	MD
Hexachlorocyclopentadiene	ND	10		ug/L	1	10/21/2014 1511	10/24/2014 1930	MD
Hexachloroethane	ND	10		ug/L	1	10/21/2014 1511	10/24/2014 1930	MD
Indeno[1,2,3-cd]pyrene	ND	5.0		ug/L	1	10/21/2014 1511	10/24/2014 1930	MD
Isophorone	ND	10		ug/L	1	10/21/2014 1511	10/24/2014 1930	MD
Naphthalene	ND	5.0		ug/L	1	10/21/2014 1511	10/24/2014 1930	MD
Nitrobenzene	ND	10		ug/L	1	10/21/2014 1511	10/24/2014 1930	MD
N-Nitrosodimethylamine	ND	10		ug/L	1	10/21/2014 1511	10/24/2014 1930	MD
N-Nitrosodiphenylamine	ND	10		ug/L	1	10/21/2014 1511	10/24/2014 1930	MD
N-Nitrosodipropylamine	ND	10		ug/L	1	10/21/2014 1511	10/24/2014 1930	MD
Pentachlorophenol	ND	30		ug/L	1	10/21/2014 1511	10/24/2014 1930	MD
Phenanthrene	ND	5.0		ug/L	1	10/21/2014 1511	10/24/2014 1930	MD
Phenol	ND	10		ug/L	1	10/21/2014 1511	10/24/2014 1930	MD
Pyrene	ND	5.0		ug/L	1	10/21/2014 1511	10/24/2014 1930	MD
Surr: 2,4,6-Tribromophenol	*93*	*59-119.7*		*%REC*	*1*	*10/21/2014 1511*	*10/24/2014 1930*	*MD*

Turner Laboratories, Inc.

Date: 11/10/2014

Client:	University of Arizona- Risk Management Se	**Client Sample ID:**	MW# 5
Project:	Page Ranch	**Collection Date/Time:**	10/15/2014 0850
Work Order:	14J0579	**Matrix:**	Drinking Water
Lab Sample ID:	14J0579-01	**Order Name:**	MW# 5

Analyses	Result	PQL	Qual	Units	DF	Prep Date	Analysis Date	Analyst
Surr: 2-Fluorobiphenyl	*64*	*34.4-104.1*		*%REC*	*1*	*10/21/2014 1511*	*10/24/2014 1930*	*MD*
Surr: 2-Fluorophenol	*49*	*16.1-69*		*%REC*	*1*	*10/21/2014 1511*	*10/24/2014 1930*	*MD*
Surr: 4-Terphenyl-d14	*48*	*15.9-118.9*		*%REC*	*1*	*10/21/2014 1511*	*10/24/2014 1930*	*MD*
Surr: Nitrobenzene-d5	*63*	*32.1-102.5*		*%REC*	*1*	*10/21/2014 1511*	*10/24/2014 1930*	*MD*
Surr: Phenol-d6	*59*	*20.7-84.2*		*%REC*	*1*	*10/21/2014 1511*	*10/24/2014 1930*	*MD*

Turner Laboratories, Inc.

Date: 11/10/2014

Client:	University of Arizona- Risk Management Se	**Client Sample ID:**	Trip Blank
Project:	Page Ranch	**Collection Date/Time:**	10/15/2014 0000
Work Order:	14J0579	**Matrix:**	Trip Blank
Lab Sample ID:	14J0579-02	**Order Name:**	MW# 5

Analyses	Result	PQL	Qual	Units	DF	Prep Date	Analysis Date	Analyst
EDB and DBCP-E504.1								
1,2-Dibromo-3-chloropropane	ND	0.000020		mg/L	1	10/17/2014 0739	10/18/2014 0508	MD
1,2-Dibromoethane	ND	0.000010		mg/L	1	10/17/2014 0739	10/18/2014 0508	MD
Surr: Tetrachloro-m-xylene	*106*	*70-130*		*%REC*	*1*	*10/17/2014 0739*	*10/18/2014 508*	*MD*
Volatile Organic Compounds by GC/MS-EPA 524.2								
1,1,1,2-Tetrachloroethane	ND	0.00050		mg/L	1	10/27/2014 1010	10/27/2014 2020	KP
1,1,1-Trichloroethane	ND	0.00050		mg/L	1	10/27/2014 1010	10/27/2014 2020	KP
1,1,2,2-Tetrachloroethane	ND	0.00050		mg/L	1	10/27/2014 1010	10/27/2014 2020	KP
1,1,2-Trichloroethane	ND	0.00050		mg/L	1	10/27/2014 1010	10/27/2014 2020	KP
1,1-Dichloroethane	ND	0.00050		mg/L	1	10/27/2014 1010	10/27/2014 2020	KP
1,1-Dichloroethene	ND	0.00050		mg/L	1	10/27/2014 1010	10/27/2014 2020	KP
1,1-Dichloropropene	ND	0.00050		mg/L	1	10/27/2014 1010	10/27/2014 2020	KP
1,2,3-Trichlorobenzene	ND	0.00050		mg/L	1	10/27/2014 1010	10/27/2014 2020	KP
1,2,3-Trichloropropane	ND	0.00050		mg/L	1	10/27/2014 1010	10/27/2014 2020	KP
1,2,4-Trichlorobenzene	ND	0.00050		mg/L	1	10/27/2014 1010	10/27/2014 2020	KP
1,2,4-Trimethylbenzene	ND	0.00050		mg/L	1	10/27/2014 1010	10/27/2014 2020	KP
1,2-Dichlorobenzene	ND	0.00050		mg/L	1	10/27/2014 1010	10/27/2014 2020	KP
1,2-Dichloroethane	ND	0.00050		mg/L	1	10/27/2014 1010	10/27/2014 2020	KP
1,2-Dichloropropane	ND	0.00050		mg/L	1	10/27/2014 1010	10/27/2014 2020	KP
1,3,5-Trimethylbenzene	ND	0.00050		mg/L	1	10/27/2014 1010	10/27/2014 2020	KP
1,3-Dichlorobenzene	ND	0.00050		mg/L	1	10/27/2014 1010	10/27/2014 2020	KP
1,3-Dichloropropane	ND	0.00050		mg/L	1	10/27/2014 1010	10/27/2014 2020	KP
1,4-Dichlorobenzene	ND	0.00050		mg/L	1	10/27/2014 1010	10/27/2014 2020	KP
2,2-Dichloropropane	ND	0.00050		mg/L	1	10/27/2014 1010	10/27/2014 2020	KP
2-Chlorotoluene	ND	0.00050		mg/L	1	10/27/2014 1010	10/27/2014 2020	KP
4-Chlorotoluene	ND	0.00050		mg/L	1	10/27/2014 1010	10/27/2014 2020	KP
4-Isopropyltoluene	ND	0.00050		mg/L	1	10/27/2014 1010	10/27/2014 2020	KP
Benzene	ND	0.00050		mg/L	1	10/27/2014 1010	10/27/2014 2020	KP
Bromobenzene	ND	0.00050		mg/L	1	10/27/2014 1010	10/27/2014 2020	KP
Bromochloromethane	ND	0.00050		mg/L	1	10/27/2014 1010	10/27/2014 2020	KP
Bromodichloromethane	ND	0.00050		mg/L	1	10/27/2014 1010	10/27/2014 2020	KP
Bromoform	ND	0.00050		mg/L	1	10/27/2014 1010	10/27/2014 2020	KP
Bromomethane	ND	0.00050		mg/L	1	10/27/2014 1010	10/27/2014 2020	KP
Carbon tetrachloride	ND	0.00050		mg/L	1	10/27/2014 1010	10/27/2014 2020	KP
Chlorobenzene	ND	0.00050		mg/L	1	10/27/2014 1010	10/27/2014 2020	KP
Chloroethane	ND	0.00050		mg/L	1	10/27/2014 1010	10/27/2014 2020	KP
Chloroform	ND	0.00050		mg/L	1	10/27/2014 1010	10/27/2014 2020	KP
Chloromethane	ND	0.00050		mg/L	1	10/27/2014 1010	10/27/2014 2020	KP
cis-1,2-Dichloroethene	ND	0.00050		mg/L	1	10/27/2014 1010	10/27/2014 2020	KP
cis-1,3-Dichloropropene	ND	0.00050		mg/L	1	10/27/2014 1010	10/27/2014 2020	KP
Dibromochloromethane	ND	0.00050		mg/L	1	10/27/2014 1010	10/27/2014 2020	KP

Turner Laboratories, Inc.

Date: 11/10/2014

Client:	University of Arizona- Risk Management Se	**Client Sample ID:**	Trip Blank
Project:	Page Ranch	**Collection Date/Time:**	10/15/2014 0000
Work Order:	14J0579	**Matrix:**	Trip Blank
Lab Sample ID:	14J0579-02	**Order Name:**	MW# 5

Analyses	Result	PQL	Qual	Units	DF	Prep Date	Analysis Date	Analyst
Dibromomethane	ND	0.00050		mg/L	1	10/27/2014 1010	10/27/2014 2020	KP
Dichlorodifluoromethane	ND	0.00050		mg/L	1	10/27/2014 1010	10/27/2014 2020	KP
Ethylbenzene	ND	0.00050		mg/L	1	10/27/2014 1010	10/27/2014 2020	KP
Hexachlorobutadiene	ND	0.00050		mg/L	1	10/27/2014 1010	10/27/2014 2020	KP
Isopropylbenzene	ND	0.00050		mg/L	1	10/27/2014 1010	10/27/2014 2020	KP
Methylene chloride	ND	0.00050		mg/L	1	10/27/2014 1010	10/27/2014 2020	KP
Naphthalene	ND	0.00050		mg/L	1	10/27/2014 1010	10/27/2014 2020	KP
n-Butylbenzene	ND	0.00050		mg/L	1	10/27/2014 1010	10/27/2014 2020	KP
n-Propylbenzene	ND	0.00050		mg/L	1	10/27/2014 1010	10/27/2014 2020	KP
sec-Butylbenzene	ND	0.00050		mg/L	1	10/27/2014 1010	10/27/2014 2020	KP
Styrene	ND	0.00050		mg/L	1	10/27/2014 1010	10/27/2014 2020	KP
tert-Butylbenzene	ND	0.00050		mg/L	1	10/27/2014 1010	10/27/2014 2020	KP
Tetrachloroethene	ND	0.00050		mg/L	1	10/27/2014 1010	10/27/2014 2020	KP
Toluene	ND	0.00050		mg/L	1	10/27/2014 1010	10/27/2014 2020	KP
trans-1,2-Dichloroethene	ND	0.00050		mg/L	1	10/27/2014 1010	10/27/2014 2020	KP
trans-1,3-Dichloropropene	ND	0.00050		mg/L	1	10/27/2014 1010	10/27/2014 2020	KP
Trichloroethene	ND	0.00050		mg/L	1	10/27/2014 1010	10/27/2014 2020	KP
Trichlorofluoromethane	ND	0.00050		mg/L	1	10/27/2014 1010	10/27/2014 2020	KP
TTHMs	ND	0.00050		mg/L	1	10/27/2014 1010	10/27/2014 2020	KP
Vinyl chloride	ND	0.00050		mg/L	1	10/27/2014 1010	10/27/2014 2020	KP
Xylenes, Total	ND	0.0015		mg/L	1	10/27/2014 1010	10/27/2014 2020	KP
Surr: 1,2-Dichlorobenzene-d4	*89*	*70-130*		*%REC*	*1*	*10/27/2014 1010*	*10/27/2014 2020*	*KP*
Surr: 4-Bromofluorobenzene	*91*	*70-130*		*%REC*	*1*	*10/27/2014 1010*	*10/27/2014 2020*	*KP*

Client: University of Arizona- Risk Management Services
Project: Page Ranch
Work Order: 14J0579
Date Received: 10/15/2014

QC Summary

Analyte	Result	Reporting Limit	Units	Spike Level	Source Result	%REC	%REC Limits	RPD	RPD Limit	Qual
Batch 1410220 - E200.7										
Blank (1410220-BLK1)				Prepared: 10/17/2014 Analyzed: 10/18/2014						
Manganese	ND	0.020	mg/L							
Sodium	ND	5.0	mg/L							
LCS (1410220-BS1)				Prepared: 10/17/2014 Analyzed: 10/18/2014						
Manganese	0.49	0.020	mg/L	0.5000		98	85-115			
Sodium	10	5.0	mg/L	10.00		100	85-115			
LCS Dup (1410220-BSD1)				Prepared: 10/17/2014 Analyzed: 10/18/2014						
Manganese	0.49	0.020	mg/L	0.5000		98	85-115	0.03	20	
Sodium	10	5.0	mg/L	10.00		103	85-115	3	20	
Matrix Spike (1410220-MS1)		**Source: 14J0030-02**		Prepared: 10/17/2014 Analyzed: 10/18/2014						
Manganese	0.57	0.020	mg/L	0.5000	0.061	103	70-130			
Sodium	160	5.0	mg/L	10.00	150	61	70-130			M3
Matrix Spike (1410220-MS2)		**Source: 14J0573-01**		Prepared: 10/17/2014 Analyzed: 10/18/2014						
Manganese	0.58	0.020	mg/L	0.5000	0.071	103	70-130			
Sodium	44	5.0	mg/L	10.00	33	105	70-130			

Client: University of Arizona- Risk Management Services
Project: Page Ranch
Work Order: 14J0579
Date Received: 10/15/2014

QC Summary

Analyte	Result	Reporting Limit	Units	Spike Level	Source Result	%REC	%REC Limits	RPD	RPD Limit	Qual
Batch 1410196 - SW8081A										
Blank (1410196-BLK1)				Prepared: 10/16/2014 Analyzed: 10/20/2014						
4,4´-DDD	ND	0.10	ug/L							
4,4´-DDE	ND	0.10	ug/L							
4,4´-DDT	ND	0.10	ug/L							
Aldrin	ND	0.10	ug/L							
alpha-BHC	ND	0.10	ug/L							
alpha-Chlordane	ND	0.10	ug/L							
beta-BHC	ND	0.10	ug/L							
delta-BHC	ND	0.10	ug/L							
Dieldrin	ND	0.10	ug/L							
Endosulfan I	ND	0.10	ug/L							
Endosulfan II	ND	0.10	ug/L							
Endosulfan sulfate	ND	0.10	ug/L							
Endrin	ND	0.10	ug/L							
Endrin aldehyde	ND	0.10	ug/L							
Endrin ketone	ND	0.10	ug/L							
gamma-BHC	ND	0.10	ug/L							
gamma-Chlordane	ND	0.10	ug/L							
Heptachlor	ND	0.10	ug/L							
Heptachlor epoxide	ND	0.10	ug/L							
Methoxychlor	ND	0.10	ug/L							
Toxaphene	ND	1.0	ug/L							
Surrogate: Decachlorobiphenyl	*0.968*		*ug/L*	*1.000*		*97*	*38.8-124*			
Surrogate: Tetrachloro-m-xylene	*0.722*		*ug/L*	*1.000*		*72*	*40-118.3*			
LCS (1410196-BS1)				Prepared: 10/16/2014 Analyzed: 10/20/2014						
4,4´-DDT	0.89	0.10	ug/L	1.000		89	54.8-117.2			
Aldrin	0.39	0.10	ug/L	0.5000		78	53.1-105			
Dieldrin	0.69	0.10	ug/L	1.000		69	59.5-100.2			
Endrin	0.83	0.10	ug/L	1.000		83	58.1-100.7			
gamma-BHC	0.44	0.10	ug/L	0.5000		87	56.5-117.1			
Heptachlor	0.37	0.10	ug/L	0.5000		74	51.5-104.5			
Surrogate: Decachlorobiphenyl	*0.972*		*ug/L*	*1.000*		*97*	*54.4-123.3*			
Surrogate: Tetrachloro-m-xylene	*0.714*		*ug/L*	*1.000*		*71*	*37.5-105.7*			
LCS Dup (1410196-BSD1)				Prepared: 10/16/2014 Analyzed: 10/20/2014						
4,4´-DDT	0.93	0.10	ug/L	1.000		93	54.8-117.2	4	30	
Aldrin	0.40	0.10	ug/L	0.5000		80	53.1-105	3	30	
Dieldrin	0.72	0.10	ug/L	1.000		72	59.5-100.2	4	30	
Endrin	0.86	0.10	ug/L	1.000		86	58.1-100.7	3	30	
gamma-BHC	0.44	0.10	ug/L	0.5000		87	56.5-117.1	0.02	30	
Heptachlor	0.38	0.10	ug/L	0.5000		76	51.5-104.5	2	30	
Surrogate: Decachlorobiphenyl	*1.01*		*ug/L*	*1.000*		*101*	*54.4-123.3*			
Surrogate: Tetrachloro-m-xylene	*0.724*		*ug/L*	*1.000*		*72*	*37.5-105.7*			

Client: University of Arizona- Risk Management Services
Project: Page Ranch
Work Order: 14J0579
Date Received: 10/15/2014

QC Summary

Analyte	Result	Reporting Limit	Units	Spike Level	Source Result	%REC	%REC Limits	RPD	RPD Limit	Qual
Batch 1410196 - SW8081A										
Matrix Spike (1410196-MS1)		**Source: 14J0573-01**		Prepared: 10/16/2014 Analyzed: 10/20/2014						
4,4´-DDT	0.93	0.11	ug/L	1.050	ND	88	10.1-142.2			
Aldrin	0.41	0.11	ug/L	0.5252	ND	79	23.2-118.8			
Dieldrin	0.73	0.11	ug/L	1.050	ND	70	43.8-113.4			
Endrin	0.82	0.11	ug/L	1.050	ND	78	28.1-131.1			
gamma-BHC	0.42	0.11	ug/L	0.5252	ND	81	58-115.5			
Heptachlor	0.39	0.11	ug/L	0.5252	ND	75	32.4-137			
Surrogate: Decachlorobiphenyl	*1.03*		*ug/L*	*1.050*		*98*	*38.8-124*			
Surrogate: Tetrachloro-m-xylene	*0.770*		*ug/L*	*1.050*		*73*	*40-118.3*			
Matrix Spike Dup (1410196-MSD1)		**Source: 14J0573-01**		Prepared: 10/16/2014 Analyzed: 10/20/2014						
4,4´-DDT	0.93	0.10	ug/L	1.014	ND	92	10.1-142.2	0.3	30	
Aldrin	0.40	0.10	ug/L	0.5071	ND	79	23.2-118.8	3	30	
Dieldrin	0.74	0.10	ug/L	1.014	ND	73	43.8-113.4	1	30	
Endrin	0.88	0.10	ug/L	1.014	ND	87	28.1-131.1	7	30	
gamma-BHC	0.43	0.10	ug/L	0.5071	ND	84	58-115.5	0.3	30	
Heptachlor	0.38	0.10	ug/L	0.5071	ND	75	32.4-137	4	30	
Surrogate: Decachlorobiphenyl	*1.01*		*ug/L*	*1.014*		*100*	*38.8-124*			
Surrogate: Tetrachloro-m-xylene	*0.773*		*ug/L*	*1.014*		*76*	*40-118.3*			
Batch 1410208 - E504.1										
Blank (1410208-BLK1)				Prepared & Analyzed: 10/17/2014						
1,2-Dibromo-3-chloropropane	ND	0.000020	mg/L							
1,2-Dibromoethane	ND	0.000010	mg/L							
Surrogate: Tetrachloro-m-xylene	*0.000210*		*mg/L*	*0.0002000*		*105*	*70-130*			
LCS (1410208-BS1)				Prepared & Analyzed: 10/17/2014						
1,2-Dibromo-3-chloropropane	0.00022	0.000020	mg/L	0.0002500		89	70-130			
1,2-Dibromoethane	0.00023	0.000010	mg/L	0.0002500		91	70-130			
Surrogate: Tetrachloro-m-xylene	*0.000208*		*mg/L*	*0.0002000*		*104*	*70-130*			
LCS (1410208-BS4)				Prepared & Analyzed: 10/17/2014						
1,2-Dibromo-3-chloropropane	0.00023	0.000020	mg/L	0.0002500		94	70-130			
1,2-Dibromoethane	0.00025	0.000010	mg/L	0.0002500		99	70-130			
Surrogate: Tetrachloro-m-xylene	*0.000219*		*mg/L*	*0.0002000*		*110*	*70-130*			
LCS Dup (1410208-BSD1)				Prepared & Analyzed: 10/17/2014						
1,2-Dibromo-3-chloropropane	0.00024	0.000020	mg/L	0.0002500		97	70-130	9	30	
1,2-Dibromoethane	0.00025	0.000010	mg/L	0.0002500		100	70-130	9	30	
Surrogate: Tetrachloro-m-xylene	*0.000222*		*mg/L*	*0.0002000*		*111*	*70-130*			
LCS Dup (1410208-BSD4)				Prepared: 10/17/2014 Analyzed: 10/18/2014						
1,2-Dibromo-3-chloropropane	0.00023	0.000020	mg/L	0.0002500		91	70-130	3	30	
1,2-Dibromoethane	0.00024	0.000010	mg/L	0.0002500		97	70-130	2	30	
Surrogate: Tetrachloro-m-xylene	*0.000209*		*mg/L*	*0.0002000*		*104*	*70-130*			

Client: University of Arizona- Risk Management Services
Project: Page Ranch
Work Order: 14J0579
Date Received: 10/15/2014

QC Summary

Analyte	Result	Reporting Limit	Units	Spike Level	Source Result	%REC	%REC Limits	RPD	RPD Limit	Qual
Batch 1410208 - E504.1										
Matrix Spike (1410208-MS1)		**Source: 14J0475-01**		Prepared & Analyzed: 10/17/2014						
1,2-Dibromo-3-chloropropane	0.00023	0.000020	mg/L	0.0002500	ND	90	70-130			
1,2-Dibromoethane	0.00018	0.000010	mg/L	0.0002500	ND	71	70-130			
Surrogate: Tetrachloro-m-xylene	*0.000206*		*mg/L*	*0.0002000*		*103*	*70-130*			
Matrix Spike (1410208-MS2)		**Source: 14J0573-01**		Prepared: 10/17/2014 Analyzed: 10/18/2014						
1,2-Dibromo-3-chloropropane	0.00024	0.000020	mg/L	0.0002500	ND	94	70-130			
1,2-Dibromoethane	0.00025	0.000010	mg/L	0.0002500	ND	99	70-130			
Surrogate: Tetrachloro-m-xylene	*0.000214*		*mg/L*	*0.0002000*		*107*	*70-130*			
Batch 1410260 - SW8270C										

Client: University of Arizona- Risk Management Services
Project: Page Ranch
Work Order: 14J0579
Date Received: 10/15/2014

QC Summary

Analyte	Result	Reporting Limit	Units	Spike Level	Source Result	%REC	%REC Limits	RPD	RPD Limit	Qual
Batch 1410260 - SW8270C										
Blank (1410260-BLK1)				Prepared: 10/21/2014 Analyzed: 10/24/2014						
1,2,4-Trichlorobenzene	ND	10	ug/L							
1,2-Dichlorobenzene	ND	10	ug/L							
1,3-Dichlorobenzene	ND	10	ug/L							
1,4-Dichlorobenzene	ND	10	ug/L							
2,4,5-Trichlorophenol	ND	10	ug/L							
2,4,6-Trichlorophenol	ND	10	ug/L							
2,4-Dichlorophenol	ND	10	ug/L							
2,4-Dimethylphenol	ND	10	ug/L							
2,4-Dinitrophenol	ND	50	ug/L							
2,4-Dinitrotoluene	ND	10	ug/L							
2,6-Dinitrotoluene	ND	10	ug/L							
2-Chloronaphthalene	ND	10	ug/L							
2-Chlorophenol	ND	10	ug/L							
2-Methylnaphthalene	ND	5.0	ug/L							
2-Methylphenol	ND	10	ug/L							
2-Nitroaniline	ND	20	ug/L							
2-Nitrophenol	ND	10	ug/L							
3,3´-Dichlorobenzidine	ND	20	ug/L							
3,4-Methylphenol	ND	10	ug/L							
3-Nitroaniline	ND	20	ug/L							
4,6-Dinitro-2-methylphenol	ND	20	ug/L							
4-Bromophenyl phenyl ether	ND	10	ug/L							
4-Chloro-3-methylphenol	ND	10	ug/L							
4-Chloroaniline	ND	20	ug/L							
4-Chlorophenyl phenyl ether	ND	10	ug/L							
4-Nitroaniline	ND	20	ug/L							
4-Nitrophenol	ND	50	ug/L							
Acenaphthene	ND	5.0	ug/L							
Acenaphthylene	ND	5.0	ug/L							
Aniline	ND	20	ug/L							
Anthracene	ND	5.0	ug/L							
Benzo[a]anthracene	ND	5.0	ug/L							
Benzo[a]pyrene	ND	5.0	ug/L							
Benzo[b,k]fluoranthene	ND	10	ug/L							
Benzo[g,h,i]perylene	ND	5.0	ug/L							
Benzoic acid	ND	50	ug/L							
Benzyl alcohol	5.5	5.0	ug/L							B1
Bis(2-chloroethoxy)methane	ND	10	ug/L							
Bis(2-chloroethyl)ether	ND	10	ug/L							
Bis(2-chloroisopropyl)ether	ND	10	ug/L							
Bis(2-ethylhexyl)phthalate	ND	10	ug/L							
Butyl benzyl phthalate	ND	10	ug/L							
Chrysene	ND	5.0	ug/L							
Dibenzo[a,h]anthracene	ND	5.0	ug/L							
Dibenzofuran	ND	5.0	ug/L							
Diethyl phthalate	ND	10	ug/L							
Dimethyl phthalate	ND	10	ug/L							
Di-n-butyl phthalate	ND	10	ug/L							

Client: University of Arizona- Risk Management Services
Project: Page Ranch
Work Order: 14J0579
Date Received: 10/15/2014

QC Summary

Analyte	Result	Reporting Limit	Units	Spike Level	Source Result	%REC	%REC Limits	RPD	RPD Limit	Qual
Batch 1410260 - SW8270C										
Blank (1410260-BLK1)				Prepared: 10/21/2014 Analyzed: 10/24/2014						
Di-n-octyl phthalate	ND	10	ug/L							
Fluoranthene	ND	5.0	ug/L							
Fluorene	ND	5.0	ug/L							
Hexachlorobenzene	ND	10	ug/L							
Hexachlorobutadiene	ND	10	ug/L							
Hexachlorocyclopentadiene	ND	10	ug/L							
Hexachloroethane	ND	10	ug/L							
Indeno[1,2,3-cd]pyrene	ND	5.0	ug/L							
Isophorone	ND	10	ug/L							
Naphthalene	ND	5.0	ug/L							
Nitrobenzene	ND	10	ug/L							
N-Nitrosodimethylamine	ND	10	ug/L							
N-Nitrosodiphenylamine	ND	10	ug/L							
N-Nitrosodipropylamine	ND	10	ug/L							
Pentachlorophenol	ND	30	ug/L							
Phenanthrene	ND	5.0	ug/L							
Phenol	ND	10	ug/L							
Pyrene	ND	5.0	ug/L							
Surrogate: 2,4,6-Tribromophenol	*87.2*		*ug/L*	*100.0*		*87*	*59-119.7*			
Surrogate: 2-Fluorobiphenyl	*63.2*		*ug/L*	*100.0*		*63*	*34.4-104.1*			
Surrogate: 2-Fluorophenol	*46.9*		*ug/L*	*100.0*		*47*	*16.1-69*			
Surrogate: 4-Terphenyl-d14	*43.8*		*ug/L*	*100.0*		*44*	*15.9-118.9*			
Surrogate: Nitrobenzene-d5	*57.6*		*ug/L*	*100.0*		*58*	*32.1-102.5*			
Surrogate: Phenol-d6	*58.6*		*ug/L*	*100.0*		*59*	*20.7-84.2*			
LCS (1410260-BS1)				Prepared: 10/21/2014 Analyzed: 10/24/2014						
1,2,4-Trichlorobenzene	27	10	ug/L	50.00		55	28.14-85.64			
1,4-Dichlorobenzene	21	10	ug/L	50.00		41	27.79-64.15			
2,4-Dinitrotoluene	27	10	ug/L	50.00		54	39.27-79.35			
2-Chlorophenol	52	10	ug/L	100.0		52	24.62-79.98			
4-Chloro-3-methylphenol	57	10	ug/L	100.0		57	37.66-82.55			
4-Nitrophenol	57	50	ug/L	100.0		57	26.58-91.73			
Acenaphthene	29	5.0	ug/L	50.00		58	41.63-72.14			
N-Nitrosodipropylamine	30	10	ug/L	50.00		60	36.81-88.63			
Pentachlorophenol	67	30	ug/L	100.0		67	32.14-95.92			
Phenol	56	10	ug/L	100.0		56	7.96-52.41			L1
Pyrene	27	5.0	ug/L	50.00		53	41.65-82.75			
Surrogate: 2,4,6-Tribromophenol	*85.5*		*ug/L*	*100.0*		*85*	*32.57-112.08*			
Surrogate: 2-Fluorobiphenyl	*59.5*		*ug/L*	*100.0*		*59*	*36.69-77.45*			
Surrogate: 2-Fluorophenol	*45.1*		*ug/L*	*100.0*		*45*	*0-86.73*			
Surrogate: 4-Terphenyl-d14	*45.1*		*ug/L*	*100.0*		*45*	*37.21-81.06*			
Surrogate: Nitrobenzene-d5	*56.8*		*ug/L*	*100.0*		*57*	*36.8-79.16*			
Surrogate: Phenol-d6	*56.3*		*ug/L*	*100.0*		*56*	*0-56.2*			*S4*

Client: University of Arizona- Risk Management Services
Project: Page Ranch
Work Order: 14J0579
Date Received: 10/15/2014

QC Summary

Analyte	Result	Reporting Limit	Units	Spike Level	Source Result	%REC	%REC Limits	RPD	RPD Limit	Qual
Batch 1410260 - SW8270C										
LCS Dup (1410260-BSD1)				Prepared: 10/21/2014 Analyzed: 10/24/2014						
1,2,4-Trichlorobenzene	32	10	ug/L	50.00		63	28.14-85.64	14	30	
1,4-Dichlorobenzene	24	10	ug/L	50.00		47	27.79-64.15	14	30	
2,4-Dinitrotoluene	33	10	ug/L	50.00		66	39.27-79.35	20	30	
2-Chlorophenol	59	10	ug/L	100.0		59	24.62-79.98	14	30	
4-Chloro-3-methylphenol	65	10	ug/L	100.0		65	37.66-82.55	12	30	
4-Nitrophenol	69	50	ug/L	100.0		69	26.58-91.73	19	30	
Acenaphthene	33	5.0	ug/L	50.00		65	41.63-72.14	12	30	
N-Nitrosodipropylamine	34	10	ug/L	50.00		68	36.81-88.63	14	30	
Pentachlorophenol	76	30	ug/L	100.0		76	32.14-95.92	13	30	
Phenol	66	10	ug/L	100.0		66	7.96-52.41	15	30	L1
Pyrene	29	5.0	ug/L	50.00		58	41.65-82.75	9	30	
Surrogate: 2,4,6-Tribromophenol	*93.6*		*ug/L*	*100.0*		*94*	*32.57-112.08*			
Surrogate: 2-Fluorobiphenyl	*65.7*		*ug/L*	*100.0*		*66*	*36.69-77.45*			
Surrogate: 2-Fluorophenol	*53.3*		*ug/L*	*100.0*		*53*	*0-86.73*			
Surrogate: 4-Terphenyl-d14	*49.3*		*ug/L*	*100.0*		*49*	*37.21-81.06*			
Surrogate: Nitrobenzene-d5	*65.3*		*ug/L*	*100.0*		*65*	*36.8-79.16*			
Surrogate: Phenol-d6	*65.1*		*ug/L*	*100.0*		*65*	*0-56.2*			*S4*
Matrix Spike (1410260-MS1)		**Source: 14J0573-01**		Prepared: 10/21/2014 Analyzed: 10/24/2014						
1,2,4-Trichlorobenzene	25	10	ug/L	49.95	ND	50	51.67-99.16			M2
1,4-Dichlorobenzene	18	10	ug/L	49.95	ND	36	44.91-69.29			M2
2,4-Dinitrotoluene	27	10	ug/L	49.95	ND	53	45.63-98.31			
2-Chlorophenol	48	10	ug/L	99.90	ND	48	53.62-77.95			M2
4-Chloro-3-methylphenol	55	10	ug/L	99.90	ND	55	54.19-87.12			
4-Nitrophenol	59	50	ug/L	99.90	ND	59	33.45-100.91			
Acenaphthene	27	5.0	ug/L	49.95	ND	54	10.45-102.26			
N-Nitrosodipropylamine	29	10	ug/L	49.95	ND	57	50.37-110.06			
Pentachlorophenol	66	30	ug/L	99.90	ND	66	52.6-111			
Phenol	55	10	ug/L	99.90	ND	55	25.68-69.53			
Pyrene	25	5.0	ug/L	49.95	ND	49	58.09-82.37			M2
Surrogate: 2,4,6-Tribromophenol	*81.6*		*ug/L*	*99.90*		*82*	*61.48-125.96*			
Surrogate: 2-Fluorobiphenyl	*56.2*		*ug/L*	*99.90*		*56*	*41.02-91.53*			
Surrogate: 2-Fluorophenol	*41.6*		*ug/L*	*99.90*		*42*	*38.35-57.43*			
Surrogate: 4-Terphenyl-d14	*43.9*		*ug/L*	*99.90*		*44*	*14.66-124.11*			
Surrogate: Nitrobenzene-d5	*52.6*		*ug/L*	*99.90*		*53*	*49.49-85.19*			
Surrogate: Phenol-d6	*53.2*		*ug/L*	*99.90*		*53*	*28.68-69.45*			

Client: University of Arizona- Risk Management Services
Project: Page Ranch
Work Order: 14J0579
Date Received: 10/15/2014

QC Summary

Analyte	Result	Reporting Limit	Units	Spike Level	Source Result	%REC	%REC Limits	RPD	RPD Limit	Qual
Batch 1410260 - SW8270C										
Matrix Spike Dup (1410260-MSD1)		**Source: 14J0573-01**		Prepared: 10/21/2014 Analyzed: 10/24/2014						
1,2,4-Trichlorobenzene	29	10	ug/L	50.25	ND	58	51.67-99.16	14	30	
1,4-Dichlorobenzene	23	10	ug/L	50.25	ND	46	44.91-69.29	26	30	
2,4-Dinitrotoluene	30	10	ug/L	50.25	ND	61	45.63-98.31	14	30	
2-Chlorophenol	54	10	ug/L	100.5	ND	54	53.62-77.95	12	30	
4-Chloro-3-methylphenol	59	10	ug/L	100.5	ND	59	54.19-87.12	7	30	
4-Nitrophenol	67	50	ug/L	100.5	ND	66	33.45-100.91	13	30	
Acenaphthene	31	5.0	ug/L	50.25	ND	61	10.45-102.26	12	30	
N-Nitrosodipropylamine	31	10	ug/L	50.25	ND	62	50.37-110.06	9	30	
Pentachlorophenol	74	30	ug/L	100.5	ND	74	52.6-111	12	30	
Phenol	59	10	ug/L	100.5	ND	59	25.68-69.53	7	30	
Pyrene	25	5.0	ug/L	50.25	ND	49	58.09-82.37	0.3	30	M2
Surrogate: 2,4,6-Tribromophenol	*87.4*		*ug/L*	*100.5*		*87*	*61.48-125.96*			
Surrogate: 2-Fluorobiphenyl	*60.7*		*ug/L*	*100.5*		*60*	*41.02-91.53*			
Surrogate: 2-Fluorophenol	*47.6*		*ug/L*	*100.5*		*47*	*38.35-57.43*			
Surrogate: 4-Terphenyl-d14	*45.3*		*ug/L*	*100.5*		*45*	*14.66-124.11*			
Surrogate: Nitrobenzene-d5	*59.3*		*ug/L*	*100.5*		*59*	*49.49-85.19*			
Surrogate: Phenol-d6	*59.1*		*ug/L*	*100.5*		*59*	*28.68-69.45*			

Client: University of Arizona- Risk Management Services
Project: Page Ranch
Work Order: 14J0579
Date Received: 10/15/2014

QC Summary

Analyte	Result	Reporting Limit	Units	Spike Level	Source Result	%REC	%REC Limits	RPD	RPD Limit	Qual
Batch 1410332 - EPA 524.2										

Client: University of Arizona- Risk Management Services
Project: Page Ranch
Work Order: 14J0579
Date Received: 10/15/2014

QC Summary

Analyte	Result	Reporting Limit	Units	Spike Level	Source Result	%REC	%REC Limits	RPD	RPD Limit	Qual
Batch 1410332 - EPA 524.2										
Blank (1410332-BLK1)				Prepared & Analyzed: 10/27/2014						
1,1,1,2-Tetrachloroethane	ND	0.00050	mg/L							
1,1,1-Trichloroethane	ND	0.00050	mg/L							
1,1,2,2-Tetrachloroethane	ND	0.00050	mg/L							
1,1,2-Trichloroethane	ND	0.00050	mg/L							
1,1-Dichloroethane	ND	0.00050	mg/L							
1,1-Dichloroethene	ND	0.00050	mg/L							
1,1-Dichloropropene	ND	0.00050	mg/L							
1,2,3-Trichlorobenzene	ND	0.00050	mg/L							
1,2,3-Trichloropropane	ND	0.00050	mg/L							
1,2,4-Trichlorobenzene	ND	0.00050	mg/L							
1,2,4-Trimethylbenzene	ND	0.00050	mg/L							
1,2-Dichlorobenzene	ND	0.00050	mg/L							
1,2-Dichloroethane	ND	0.00050	mg/L							
1,2-Dichloropropane	ND	0.00050	mg/L							
1,3,5-Trimethylbenzene	ND	0.00050	mg/L							
1,3-Dichlorobenzene	ND	0.00050	mg/L							
1,3-Dichloropropane	ND	0.00050	mg/L							
1,4-Dichlorobenzene	ND	0.00050	mg/L							
2,2-Dichloropropane	ND	0.00050	mg/L							
2-Chlorotoluene	ND	0.00050	mg/L							
4-Chlorotoluene	ND	0.00050	mg/L							
4-Isopropyltoluene	ND	0.00050	mg/L							
Benzene	ND	0.00050	mg/L							
Bromobenzene	ND	0.00050	mg/L							
Bromochloromethane	ND	0.00050	mg/L							
Bromodichloromethane	ND	0.00050	mg/L							
Bromoform	ND	0.00050	mg/L							
Bromomethane	ND	0.00050	mg/L							
Carbon tetrachloride	ND	0.00050	mg/L							
Chlorobenzene	ND	0.00050	mg/L							
Chloroethane	ND	0.00050	mg/L							
Chloroform	ND	0.00050	mg/L							
Chloromethane	ND	0.00050	mg/L							
cis-1,2-Dichloroethene	ND	0.00050	mg/L							
cis-1,3-Dichloropropene	ND	0.00050	mg/L							
Dibromochloromethane	ND	0.00050	mg/L							
Dibromomethane	ND	0.00050	mg/L							
Dichlorodifluoromethane	ND	0.00050	mg/L							
Ethylbenzene	ND	0.00050	mg/L							
Hexachlorobutadiene	ND	0.00050	mg/L							
Isopropylbenzene	ND	0.00050	mg/L							
Methylene chloride	ND	0.00050	mg/L							
Naphthalene	ND	0.00050	mg/L							
n-Butylbenzene	ND	0.00050	mg/L							
n-Propylbenzene	ND	0.00050	mg/L							
sec-Butylbenzene	ND	0.00050	mg/L							
Styrene	ND	0.00050	mg/L							
tert-Butylbenzene	ND	0.00050	mg/L							

Client: University of Arizona- Risk Management Services
Project: Page Ranch
Work Order: 14J0579
Date Received: 10/15/2014

QC Summary

Analyte	Result	Reporting Limit	Units	Spike Level	Source Result	%REC	%REC Limits	RPD	RPD Limit	Qual
Batch 1410332 - EPA 524.2										
Blank (1410332-BLK1)				Prepared & Analyzed: 10/27/2014						
Tetrachloroethene	ND	0.00050	mg/L							
Toluene	ND	0.00050	mg/L							
trans-1,2-Dichloroethene	ND	0.00050	mg/L							
trans-1,3-Dichloropropene	ND	0.00050	mg/L							
Trichloroethene	ND	0.00050	mg/L							
Trichlorofluoromethane	ND	0.00050	mg/L							
TTHMs	ND	0.00050	mg/L							
Vinyl chloride	ND	0.00050	mg/L							
Xylenes, Total	ND	0.0015	mg/L							
Surrogate: 1,2-Dichlorobenzene-d4	*0.95*		*ug/L*	*1.000*		*95*	*70-130*			
Surrogate: 4-Bromofluorobenzene	*0.93*		*ug/L*	*1.000*		*93*	*70-130*			

Client: University of Arizona- Risk Management Services
Project: Page Ranch
Work Order: 14J0579
Date Received: 10/15/2014

QC Summary

Analyte	Result	Reporting Limit	Units	Spike Level	Source Result	%REC	%REC Limits	RPD	RPD Limit	Qual
Batch 1410332 - EPA 524.2										
LCS (1410332-BS1)				Prepared & Analyzed: 10/27/2014						
1,1,1,2-Tetrachloroethane	0.0052	0.00050	mg/L	0.005000		104	70-130			
1,1,1-Trichloroethane	0.0059	0.00050	mg/L	0.005000		118	70-130			
1,1,2,2-Tetrachloroethane	0.0052	0.00050	mg/L	0.005000		104	70-130			
1,1,2-Trichloroethane	0.0052	0.00050	mg/L	0.005000		103	70-130			
1,1-Dichloroethane	0.0058	0.00050	mg/L	0.005000		115	70-130			
1,1-Dichloroethene	0.0059	0.00050	mg/L	0.005000		118	70-130			
1,1-Dichloropropene	0.0056	0.00050	mg/L	0.005000		112	70-130			
1,2,3-Trichlorobenzene	0.0053	0.00050	mg/L	0.005000		105	70-130			
1,2,3-Trichloropropane	0.0054	0.00050	mg/L	0.005000		109	70-130			
1,2,4-Trichlorobenzene	0.0053	0.00050	mg/L	0.005000		106	70-130			
1,2,4-Trimethylbenzene	0.0056	0.00050	mg/L	0.005000		112	70-130			
1,2-Dichlorobenzene	0.0054	0.00050	mg/L	0.005000		107	70-130			
1,2-Dichloroethane	0.0061	0.00050	mg/L	0.005000		121	70-130			
1,2-Dichloropropane	0.0053	0.00050	mg/L	0.005000		106	70-130			
1,3,5-Trimethylbenzene	0.0057	0.00050	mg/L	0.005000		113	70-130			
1,3-Dichlorobenzene	0.0053	0.00050	mg/L	0.005000		105	70-130			
1,3-Dichloropropane	0.0054	0.00050	mg/L	0.005000		107	70-130			
1,4-Dichlorobenzene	0.0053	0.00050	mg/L	0.005000		106	70-130			
2,2-Dichloropropane	0.0063	0.00050	mg/L	0.005000		126	70-130			
2-Chlorotoluene	0.0056	0.00050	mg/L	0.005000		112	70-130			
4-Chlorotoluene	0.0056	0.00050	mg/L	0.005000		112	70-130			
4-Isopropyltoluene	0.0056	0.00050	mg/L	0.005000		111	70-130			
Benzene	0.0054	0.00050	mg/L	0.005000		107	70-130			
Bromobenzene	0.0053	0.00050	mg/L	0.005000		106	70-130			
Bromochloromethane	0.0047	0.00050	mg/L	0.005000		93	70-130			
Bromodichloromethane	0.0055	0.00050	mg/L	0.005000		110	70-130			
Bromoform	0.0050	0.00050	mg/L	0.005000		99	70-130			
Bromomethane	0.0062	0.00050	mg/L	0.005000		125	70-130			
Carbon tetrachloride	0.0059	0.00050	mg/L	0.005000		117	70-130			
Chlorobenzene	0.0054	0.00050	mg/L	0.005000		108	70-130			
Chloroethane	0.0056	0.00050	mg/L	0.005000		113	70-130			
Chloroform	0.0045	0.00050	mg/L	0.005000		90	70-130			
Chloromethane	0.0055	0.00050	mg/L	0.005000		110	70-130			
cis-1,2-Dichloroethene	0.0054	0.00050	mg/L	0.005000		108	70-130			
cis-1,3-Dichloropropene	0.0054	0.00050	mg/L	0.005000		107	70-130			
Dibromochloromethane	0.0054	0.00050	mg/L	0.005000		108	70-130			
Dibromomethane	0.0053	0.00050	mg/L	0.005000		106	70-130			
Dichlorodifluoromethane	0.0061	0.00050	mg/L	0.005000		121	70-130			
Ethylbenzene	0.0055	0.00050	mg/L	0.005000		109	70-130			
Hexachlorobutadiene	0.0054	0.00050	mg/L	0.005000		108	70-130			
Isopropylbenzene	0.0055	0.00050	mg/L	0.005000		111	70-130			
Methyl tert-Butyl Ether (MTBE)	0.0055	0.00050	mg/L	0.005000		110	0-200			
Methylene chloride	0.0054	0.00050	mg/L	0.005000		108	70-130			
Naphthalene	0.0051	0.00050	mg/L	0.005000		102	70-130			
n-Butylbenzene	0.0056	0.00050	mg/L	0.005000		112	70-130			
n-Propylbenzene	0.0055	0.00050	mg/L	0.005000		111	70-130			
sec-Butylbenzene	0.0056	0.00050	mg/L	0.005000		111	70-130			
Styrene	0.0054	0.00050	mg/L	0.005000		108	70-130			

Client: University of Arizona- Risk Management Services
Project: Page Ranch
Work Order: 14J0579
Date Received: 10/15/2014

QC Summary

Analyte	Result	Reporting Limit	Units	Spike Level	Source Result	%REC	%REC Limits	RPD	RPD Limit	Qual
Batch 1410332 - EPA 524.2										
LCS (1410332-BS1)				Prepared & Analyzed: 10/27/2014						
tert-Butylbenzene	0.0055	0.00050	mg/L	0.005000		109	70-130			
Tetrachloroethene	0.0054	0.00050	mg/L	0.005000		109	70-130			
Toluene	0.0053	0.00050	mg/L	0.005000		106	70-130			
trans-1,2-Dichloroethene	0.0054	0.00050	mg/L	0.005000		108	70-130			
trans-1,3-Dichloropropene	0.0055	0.00050	mg/L	0.005000		110	70-130			
Trichloroethene	0.0055	0.00050	mg/L	0.005000		110	70-130			
Trichlorofluoromethane	0.0063	0.00050	mg/L	0.005000		126	70-130			
TTHMs	0.020	0.00050	mg/L				70-130			
Vinyl chloride	0.0057	0.00050	mg/L	0.005000		113	70-130			
Xylenes, Total	0.016	0.0015	mg/L				70-130			
Surrogate: 1,2-Dichlorobenzene-d4	*0.93*		*ug/L*	*1.000*		*93*	*70-130*			
Surrogate: 4-Bromofluorobenzene	*0.99*		*ug/L*	*1.000*		*99*	*70-130*			

Client: University of Arizona- Risk Management Services
Project: Page Ranch
Work Order: 14J0579
Date Received: 10/15/2014

QC Summary

Analyte	Result	Reporting Limit	Units	Spike Level	Source Result	%REC	%REC Limits	RPD	RPD Limit	Qual
Batch 1410332 - EPA 524.2										
LCS Dup (1410332-BSD1)				Prepared & Analyzed: 10/27/2014						
1,1,1,2-Tetrachloroethane	0.0054	0.00050	mg/L	0.005000		107	70-130	3	20	
1,1,1-Trichloroethane	0.0060	0.00050	mg/L	0.005000		120	70-130	1	20	
1,1,2,2-Tetrachloroethane	0.0052	0.00050	mg/L	0.005000		105	70-130	1	20	
1,1,2-Trichloroethane	0.0052	0.00050	mg/L	0.005000		103	70-130	0	20	
1,1-Dichloroethane	0.0057	0.00050	mg/L	0.005000		114	70-130	0.7	20	
1,1-Dichloroethene	0.0059	0.00050	mg/L	0.005000		119	70-130	0.8	20	
1,1-Dichloropropene	0.0056	0.00050	mg/L	0.005000		112	70-130	0.4	20	
1,2,3-Trichlorobenzene	0.0053	0.00050	mg/L	0.005000		107	70-130	1	20	
1,2,3-Trichloropropane	0.0051	0.00050	mg/L	0.005000		103	70-130	5	20	
1,2,4-Trichlorobenzene	0.0053	0.00050	mg/L	0.005000		106	70-130	0.2	20	
1,2,4-Trimethylbenzene	0.0057	0.00050	mg/L	0.005000		114	70-130	2	20	
1,2-Dichlorobenzene	0.0054	0.00050	mg/L	0.005000		107	70-130	0	20	
1,2-Dichloroethane	0.0061	0.00050	mg/L	0.005000		122	70-130	0.7	20	
1,2-Dichloropropane	0.0053	0.00050	mg/L	0.005000		105	70-130	0.9	20	
1,3,5-Trimethylbenzene	0.0056	0.00050	mg/L	0.005000		113	70-130	0.5	20	
1,3-Dichlorobenzene	0.0055	0.00050	mg/L	0.005000		109	70-130	3	20	
1,3-Dichloropropane	0.0054	0.00050	mg/L	0.005000		108	70-130	0.6	20	
1,4-Dichlorobenzene	0.0053	0.00050	mg/L	0.005000		105	70-130	0.9	20	
2,2-Dichloropropane	0.0063	0.00050	mg/L	0.005000		126	70-130	0.3	20	
2-Chlorotoluene	0.0056	0.00050	mg/L	0.005000		112	70-130	0.2	20	
4-Chlorotoluene	0.0056	0.00050	mg/L	0.005000		113	70-130	0.7	20	
4-Isopropyltoluene	0.0057	0.00050	mg/L	0.005000		113	70-130	2	20	
Benzene	0.0054	0.00050	mg/L	0.005000		107	70-130	0.2	20	
Bromobenzene	0.0052	0.00050	mg/L	0.005000		103	70-130	2	20	
Bromochloromethane	0.0047	0.00050	mg/L	0.005000		94	70-130	1	20	
Bromodichloromethane	0.0056	0.00050	mg/L	0.005000		111	70-130	0.9	20	
Bromoform	0.0051	0.00050	mg/L	0.005000		102	70-130	3	20	
Bromomethane	0.0064	0.00050	mg/L	0.005000		129	70-130	3	20	
Carbon tetrachloride	0.0058	0.00050	mg/L	0.005000		116	70-130	1	20	
Chlorobenzene	0.0054	0.00050	mg/L	0.005000		108	70-130	0.4	20	
Chloroethane	0.0056	0.00050	mg/L	0.005000		112	70-130	1	20	
Chloroform	0.0060	0.00050	mg/L	0.005000		121	70-130	29	20	R1
Chloromethane	0.0056	0.00050	mg/L	0.005000		112	70-130	2	20	
cis-1,2-Dichloroethene	0.0053	0.00050	mg/L	0.005000		106	70-130	2	20	
cis-1,3-Dichloropropene	0.0055	0.00050	mg/L	0.005000		110	70-130	3	20	
Dibromochloromethane	0.0052	0.00050	mg/L	0.005000		105	70-130	3	20	
Dibromomethane	0.0053	0.00050	mg/L	0.005000		106	70-130	0.6	20	
Dichlorodifluoromethane	0.0061	0.00050	mg/L	0.005000		121	70-130	0.2	20	
Ethylbenzene	0.0055	0.00050	mg/L	0.005000		111	70-130	1	20	
Hexachlorobutadiene	0.0053	0.00050	mg/L	0.005000		106	70-130	1	20	
Isopropylbenzene	0.0056	0.00050	mg/L	0.005000		111	70-130	0.7	20	
Methyl tert-Butyl Ether (MTBE)	0.0055	0.00050	mg/L	0.005000		110	0-200	0.2	200	
Methylene chloride	0.0056	0.00050	mg/L	0.005000		112	70-130	4	20	
Naphthalene	0.0053	0.00050	mg/L	0.005000		105	70-130	3	20	
n-Butylbenzene	0.0057	0.00050	mg/L	0.005000		115	70-130	3	20	
n-Propylbenzene	0.0056	0.00050	mg/L	0.005000		112	70-130	1	20	
sec-Butylbenzene	0.0056	0.00050	mg/L	0.005000		111	70-130	0.2	20	
Styrene	0.0056	0.00050	mg/L	0.005000		111	70-130	3	20	

Client: University of Arizona- Risk Management Services
Project: Page Ranch
Work Order: 14J0579
Date Received: 10/15/2014

QC Summary

Analyte	Result	Reporting Limit	Units	Spike Level	Source Result	%REC	%REC Limits	RPD	RPD Limit	Qual
Batch 1410332 - EPA 524.2										
LCS Dup (1410332-BSD1)				Prepared & Analyzed: 10/27/2014						
tert-Butylbenzene	0.0055	0.00050	mg/L	0.005000		111	70-130	1	20	
Tetrachloroethene	0.0054	0.00050	mg/L	0.005000		108	70-130	0.4	20	
Toluene	0.0053	0.00050	mg/L	0.005000		107	70-130	0.8	20	
trans-1,2-Dichloroethene	0.0055	0.00050	mg/L	0.005000		110	70-130	2	20	
trans-1,3-Dichloropropene	0.0054	0.00050	mg/L	0.005000		107	70-130	3	20	
Trichloroethene	0.0055	0.00050	mg/L	0.005000		110	70-130	0	20	
Trichlorofluoromethane	0.0063	0.00050	mg/L	0.005000		127	70-130	0.5	20	
TTHMs	0.022	0.00050	mg/L				70-130	7	20	
Vinyl chloride	0.0057	0.00050	mg/L	0.005000		114	70-130	1	20	
Xylenes, Total	0.017	0.0015	mg/L				70-130	3	20	
Surrogate: 1,2-Dichlorobenzene-d4	*0.92*		*ug/L*	*1.000*		*92*	*70-130*			
Surrogate: 4-Bromofluorobenzene	*1.0*		*ug/L*	*1.000*		*100*	*70-130*			

Client: University of Arizona- Risk Management Services
Project: Page Ranch
Work Order: 14J0579
Date Received: 10/15/2014

QC Summary

Analyte	Result	Reporting Limit	Units	Spike Level	Source Result	%REC	%REC Limits	RPD	RPD Limit	Qual
Batch 1410248 - E300										
Blank (1410248-BLK1)				Prepared & Analyzed: 10/21/2014						
Chloride	ND	1.0	mg/L							
Sulfate	ND	5.0	mg/L							
LCS (1410248-BS1)				Prepared & Analyzed: 10/21/2014						
Chloride	12	1.0	mg/L	12.50		96	90-110			
Sulfate	12	5.0	mg/L	12.50		97	90-110			
LCS Dup (1410248-BSD1)				Prepared & Analyzed: 10/21/2014						
Chloride	12	1.0	mg/L	12.50		97	90-110	0.4	10	
Sulfate	12	5.0	mg/L	12.50		98	90-110	0.7	10	
Matrix Spike (1410248-MS2)	**Source: 14J0685-01**			Prepared: 10/21/2014 Analyzed: 10/22/2014						
Chloride	19	1.0	mg/L	12.50	7.1	96	80-120			
Sulfate	27	5.0	mg/L	12.50	16	93	80-120			
Matrix Spike (1410248-MS3)	**Source: 14J0690-01**			Prepared: 10/21/2014 Analyzed: 10/22/2014						
Chloride	76	1.0	mg/L	12.50	63	99	80-120			M3
Sulfate	130	5.0	mg/L	12.50	110	94	80-120			M3
Matrix Spike (1410248-MS4)	**Source: 14J0676-05RE1**			Prepared: 10/21/2014 Analyzed: 10/22/2014						
Chloride	22		mg/L	12.50	9.2	99	80-120			
Sulfate	22		mg/L	12.50	9.8	99	80-120			
Matrix Spike (1410248-MS5)	**Source: 14J0685-01**			Prepared: 10/21/2014 Analyzed: 10/22/2014						
Sulfate	20		mg/L	12.50	7.9	94	80-120			
Matrix Spike Dup (1410248-MSD2)	**Source: 14J0685-01**			Prepared: 10/21/2014 Analyzed: 10/22/2014						
Chloride	19	1.0	mg/L	12.50	7.1	96	80-120	0.1	10	
Sulfate	27	5.0	mg/L	12.50	16	93	80-120	0.1	10	
Matrix Spike Dup (1410248-MSD3)	**Source: 14J0690-01**			Prepared: 10/21/2014 Analyzed: 10/22/2014						
Chloride	75	1.0	mg/L	12.50	63	95	80-120	0.7	10	M3
Sulfate	120	5.0	mg/L	12.50	110	85	80-120	0.8	10	M3
Matrix Spike Dup (1410248-MSD4)	**Source: 14J0676-05RE1**			Prepared: 10/21/2014 Analyzed: 10/22/2014						
Chloride	22		mg/L	12.50	9.2	99	80-120	0.2	10	
Sulfate	22		mg/L	12.50	9.8	98	80-120	0.3	10	

TURNER LABORATORIES INC.
2445 N. Coyote Drive, Suite 104
Tucson, Arizona 85745
(520) 882-5880
Fax: (520) 882-9788
www.turnerlabs.com

CHAIN OF CUSTODY/LABORATORY ANALYSIS REQUEST FORM

TURNER WORK ORDER # 1450579 DATE 10/15/14 PAGE 1 OF 1

PROJECT NAME Page Ranch #
CONTACT NAME Lloyd Wundrock
COMPANY NAME UA Risk Management
ADDRESS PO Box 210300 Tucson, AZ 85721
PHONE 621-1790 FAX 621-3706
SAMPLER'S SIGNATURE

CIRCLE ANALYSIS REQUESTED AND/OR CHECK THE APPROPRIATE BOX

SAMPLE I.D.	DATE	TIME	LAB I.D.	SAMPLE MATRIX*	NUMBER OF CONTAINERS	Base Neutrals 625 (8270)	Acids	Volatile Organics 624 (8240) 8260	TTHMS	HAA5	Pesticides (8081)	PCB's 8082	NO_2	NO_3	TKN	Oil and Grease Grav. 1664A	VOA	TCLP Analysis Semi-VOA	Pest.	TCLP	Metals Total	Dissolved	RCRA8	Total	Cyanide Amen.	WAD	SDWA-INORGANICS PRIMARY	SECONDARY	MPN	Coliform Colilert	pH	Cr_6	COD	Cl_2	TSS	BOD	Water Metals	Water Anions	SOC		
MW# 5	10/15/14	0945		GW		X	X		X																											X	X	X		
Trip Blank		0850					X																															X		
	LMW																																							

1. RELINQUISHED BY: LM Wundrock
Signature
Printed Name L WUNDROCK
Firm UA
Date/Time 10-15-14 1000

2. RECEIVED BY:
Signature
Printed Name
Firm
Date/Time 10/15/14 1100

TURNAROUND REQUIREMENTS:
- [x] Standard (approx. 10 days)*
- [ ] Next Day [ ] 2 Day [ ] 5 Day*
- [ ] Email Preliminary Results To:

* Working Days

REPORT REQUIREMENTS:
- [ ] I. Routine Report
- [ ] II. Report (includes DUP, MS, MSD, as required, may be charged as samples)
- [x] III. Date Validation Report (Includes All Raw Data) Add 10% to invoice

INVOICE INFORMATION:
Account [ ] Y [ ] N
P.O. #
Bill to:

SAMPLE RECEIPT:
Total Containers 14
Temperature 0.9
[x] Wet Ice [ ] Blue Ice

3. RELINQUISHED BY:
Signature
Printed Name
Firm
Date/Time 10/15/14 1315

4. RECEIVED BY:
Signature
Printed Name
Firm TURNER LABORATORIES, INC.
Date/Time 10/15/14 1315

* LEGEND
- DW = DRINKING WATER
- GW = GROUNDWATER
- SD = SOLID
- SG = SLUDGE
- SL = SOIL
- ST = STORMWATER
- WW = WASTEWATER

SPECIAL INSTRUCTIONS/COMMENTS:

Compliance Analysis:	[ ] Yes [ ] No	Custody Seals	[ ]	Preservation Confirmation	[x]
ADEQ Forms:	[ ] Yes [ ] No	Container Intact	[x]	Appropriate Head Space	[x]
Mail ADEQ Forms:	[ ] Yes [ ] No	COC / Labels Agree	[x]	Received Within Hold Time	[x]

Metals-Mn, NA Anions-Cl, So4 QA/QC Level III Package
Hard Copy Report/Writable CD Send Report to ADEQ electronically

Attachment 8 – Output of EPA On-line Tool for Gradient Calculation (CD only)

EPA On-line Tools for Site Assessment Calculation

Hydraulic Gradient -- Magnitude and Direction

Gradient Calculation from fitting a plane to as many as thirty points

$a\,x_1 + b\,y_1 + c = h_1$
$a\,x_2 + b\,y_2 + c = h_2$
$a\,x_3 + b\,y_3 + c = h_3$
. . .
$a\,x_{30} + b\,y_{30} + c = h_{30}$

where (x_i,y_i) are the coordinates of the well and
h_i is the head

i = 1,2,3, ... , 30
The coefficients a, b, and c are calculated by a least-squares fitting of the the data to a plane

The gradient is calculated from the square root of $(a^2 + b^2)$ and the angle from the arctangent of a/b or b/a depending on the quadrant

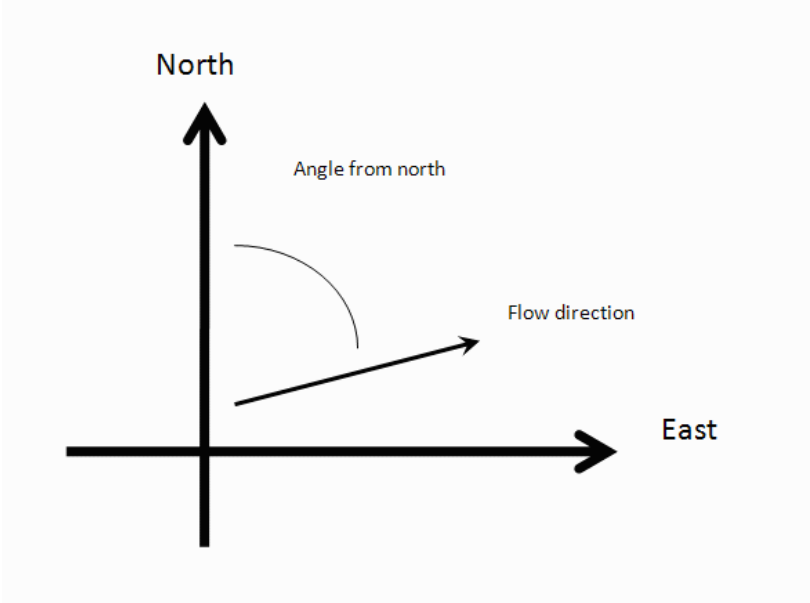

Inputs

Example Data Set 1 | Example Data Set 2 | Calculate | Clear
Save Data | Recall Data | Go Back

Site Name: PTRL
Date: 1/10/2015 | Current Date
Calculation basis: Head
Coordinates: ft

I.D.		x-coordinate	y-coordinate	head ft
1)	MW-2	1013980.26	585936.26	2976.95
2)	MW-3	1014143.73	586332.77	2977.49
3)	MW-5	1014625.05	586409.13	2977.75
4)				
5)				
6)				
7)				
8)				
9)				
10)				
11)				
12)				
13)				
14)				
15)				
16)				
17)				

18)				
19)				
20)				
21)				
22)				
23)				
24)				
25)				
26)				
27)				
28)				
29)				
30)				

Results

Number of Points Used in Calculation	3
Max. Difference Between Head Values	0.2438
Gradient Magnitude (i)	0.001267
Flow direction as degrees from North (positive y axis)	195.9
Coefficient of Determination (R^2)	1.00

WCMS

Last updated on Thursday, January 10, 2013

Attachment 9 – Post-Closure Inspection and Maintenance/Repair Reports (CD only)

INSPECTION REPORT

PAGE-TROWBRIDGE RANCH LANDFILL

EPA I.D. 980665814

Month/Day/Year of Inspection: 07/24/2014 Time: 0655 hrs

Inspector's Name/Title: (print) LLOYD M. WINDROCK / ESO

Inspector's Signature: L M Windrock

Inspection Procedure:

To properly inspect the facility, the Inspector must walk around the perimeter, noting any specific evidence of deterioration. The Inspector must then enter and walk the length and width of the enclosed landfill area. All inspection items listed below and on the reverse of this form must be completed.

INSPECTION ITEMS	YES	NO
ACCESS ROADS		
1. Is the condition of UA-owned roads used to access the site and those within the facility adequate to allow access by emergency vehicles?	X	
2. Is there excessive vegetation on facility access roads?		X
PERIMETER FENCING AND SIGNS		
1. Are the fences in good condition, free of fabric holes, downed fencing, bent poles, and digging under the fence base?	X	
2. Were all gates/locks closed upon arrival?	X	
2. Are all fence gates/locks operating properly?	X	
4. Is there excessive vegetation present around entrance gates?		X
5. Are all signs legible?	X	
FINAL COVER		
1. Are there any signs of integrity problems with the Unit A and Unit B final covers?		X
2. Is there any woody vegetation growth?		X

	Y	N
3. Does vegetation density/height support inspection and maintenance activity?	X	
DRAINAGE STRUCTURES		
1. Are there any signs of drainage structure integrity problems?		X
2. Are drainage structures at the site clear of any blockage from debris and/or excessive vegetation?	X	
3. Are metal gates intact and locked?	X	
SURVEY MONUMENTS		
1. Are survey monuments damaged?		X
2. Are there any signs of survey monument tampering?		X
GROUNDWATER MONITORING WELLS		
Are all monitoring well enclosures intact and secured?	X	
1. Is the concrete pad of each monitoring well intact and free of deterioration?	X	
3. Are groundwater samples being collected during this inspection?		X
If **YES**, complete the following:		
4. Does each well pumping assembly operate properly?		
5. Are all sounding tubes clear?		

If groundwater samples are collected during this inspection, use Groundwater Sampling Log, which is included in the Groundwater Detection Monitoring Plan, to record all monitoring information.

MAINTENANCE/REPAIR REPORT

PAGE-TROWBRIDGE RANCH LANDFILL

EPA I.D. 980665814

Name/Title: (print) _____

Signature: _____

Instructions:
Describe below the nature of the inspection deficiency and the action taken to correct the item. If the item represents a deficiency noted during a previous that has not been corrected, explain the reason for the corrective action delay.

DEFICIENCY	ACTION TAKEN	DATE

Comments:

_____

_____

_____

_____

INSPECTION REPORT

PAGE-TROWBRIDGE RANCH LANDFILL

EPA I.D. 980665814

Month/Day/Year of Inspection: 08-18-2014 Time: 0709hrs

Inspector's Name/Title: (print) LLOYD M. WUNDROCK / ESO

Inspector's Signature: Lloyd M. Wundrock

Inspection Procedure:

To properly inspect the facility, the Inspector must walk around the perimeter, noting any specific evidence of deterioration. The Inspector must then enter and walk the length and width of the enclosed landfill area. All inspection items listed below and on the reverse of this form must be completed.

INSPECTION ITEMS	YES	NO
ACCESS ROADS		
1. Is the condition of UA-owned roads used to access the site and those within the facility adequate to allow access by emergency vehicles?	X	
2. Is there excessive vegetation on facility access roads?		X
PERIMETER FENCING AND SIGNS		
1. Are the fences in good condition, free of fabric holes, downed fencing, bent poles, and digging under the fence base?	X	
2. Were all gates/locks closed upon arrival?	X	
2. Are all fence gates/locks operating properly?	X	
4. Is there excessive vegetation present around entrance gates?		X
5. Are all signs legible?	X	
FINAL COVER		
1. Are there any signs of integrity problems with the Unit A and Unit B final covers?		X
2. Is there any woody vegetation growth?		X

	YES	NO
3. Does vegetation density/height support inspection and maintenance activity?		X
DRAINAGE STRUCTURES		
1. Are there any signs of drainage structure integrity problems?		X
2. Are drainage structures at the site clear of any blockage from debris and/or excessive vegetation?	X	
3. Are metal gates intact and locked?	X	
SURVEY MONUMENTS		
1. Are survey monuments damaged?		X
2. Are there any signs of survey monument tampering?		X
GROUNDWATER MONITORING WELLS		
Are all monitoring well enclosures intact and secured?	X	
1. Is the concrete pad of each monitoring well intact and free of deterioration?	X	
3. Are groundwater samples being collected during this inspection?		X
If **YES**, complete the following:		
4. Does each well pumping assembly operate properly?		
5. Are all sounding tubes clear?		

If groundwater samples are collected during this inspection, use Groundwater Sampling Log, which is included in the Groundwater Detection Monitoring Plan, to record all monitoring information.

MAINTENANCE/REPAIR REPORT

PAGE-TROWBRIDGE RANCH LANDFILL

EPA I.D. 980665814

Name/Title: (print) LLOYD M. WUNDROCK, ESO

Signature: Lloyd M. Wundrock

Instructions:
Describe below the nature of the inspection deficiency and the action taken to correct the item. If the item represents a deficiency noted during a previous that has not been corrected, explain the reason for the corrective action delay.

DEFICIENCY	ACTION TAKEN	DATE
#3	NEED BRUSH	
GRASS TOO TALL	HOG ARTHR	
EAST, SOUTH -	MONSOON	
EAST PERIMETER	SEASON	

Comments:

INSPECTION REPORT

PAGE-TROWBRIDGE RANCH LANDFILL

EPA I.D. 980665814

Month/Day/Year of Inspection: 09-10-2014 Time: 0805 hrs

Inspector's Name/Title: (print) LLOYD M. WUNDROCK / ESO

Inspector's Signature: Lloyd M. Wundrock

Inspection Procedure:

To properly inspect the facility, the Inspector must walk around the perimeter, noting any specific evidence of deterioration. The Inspector must then enter and walk the length and width of the enclosed landfill area. All inspection items listed below and on the reverse of this form must be completed.

INSPECTION ITEMS	YES	NO
ACCESS ROADS		
1. Is the condition of UA-owned roads used to access the site and those within the facility adequate to allow access by emergency vehicles?		X
2. Is there excessive vegetation on facility access roads?		X
PERIMETER FENCING AND SIGNS		
1. Are the fences in good condition, free of fabric holes, downed fencing, bent poles, and digging under the fence base?	X	
2. Were all gates/locks closed upon arrival?	X	
2. Are all fence gates/locks operating properly?	X	
4. Is there excessive vegetation present around entrance gates?		X
5. Are all signs legible?	X	
FINAL COVER		
1. Are there any signs of integrity problems with the Unit A and Unit B final covers?		X
2. Is there any woody vegetation growth?		X

1.

2

	YES	NO
3. Does vegetation density/height support inspection and maintenance activity?		X
DRAINAGE STRUCTURES		
1. Are there any signs of drainage structure integrity problems?		X
2. Are drainage structures at the site clear of any blockage from debris and/or excessive vegetation?		X
3. Are metal gates intact and locked?	X	
SURVEY MONUMENTS		
1. Are survey monuments damaged?		X
2. Are there any signs of survey monument tampering?		X
GROUNDWATER MONITORING WELLS		
Are all monitoring well enclosures intact and secured?	X	
1. Is the concrete pad of each monitoring well intact and free of deterioration?	X	
3. Are groundwater samples being collected during this inspection?		X
If **YES**, complete the following:		
4. Does each well pumping assembly operate properly?		
5. Are all sounding tubes clear?		

If groundwater samples are collected during this inspection, use Groundwater Sampling Log, which is included in the Groundwater Detection Monitoring Plan, to record all monitoring information.

MAINTENANCE/REPAIR REPORT

PAGE-TROWBRIDGE RANCH LANDFILL

EPA I.D. 980665814

Name/Title: (print) LLOYD M. WUNDROCK / ESO

Signature: Lloyd M. Wundrock

Instructions:
Describe below the nature of the inspection deficiency and the action taken to correct the item. If the item represents a deficiency noted during a previous that has not been corrected, explain the reason for the corrective action delay.

DEFICIENCY	ACTION TAKEN	DATE
#1	FACILITY ROADS	
	NEAR GEO-DOME	
	NEED RELIEF CUTS	
	AND TO BE	
	BLADED	
#2	PERIMETER FENCE	
WEED/	INSIDE SITE	
GRASS	NEEDS TO BE CUT	
	BRUSH HOG, WEED	

WHACKER

Comments: