APPENDIX I

DATA VALIDATION REPORTS
BROADWAY-PANTANO WQARF SITE, LANDFILL OPERABLE UNIT
TUCSON, ARIZONA

APPENDIX I

SOIL GAS DATA VALIDATION REPORT

August 13, 2013

Ms. Alison Jones, RG
Clear Creek Associates
221 N. Court Ave.
Tucson, Arizona 85701

RE: ITSI GILBANE COMPANY DATA REVIEW REPORT REVISION 1
BROADWAY-PANTANO
SOIL GAS SAMPLING INVESTIGATION
PROJECT NUMBER 233005

Dear Ms. Jones:

ITSI Gilbane Company (ITSI Gilbane) has completed the data review for Clear Creek Associates' (CCA) Broadway-Pantano Water Quality Assurance Revolving Fund (WQARF) Site Soil Gas Sampling Investigation. ITSI Gilbane performed data review as described in the U.S. Environmental Protection Agency (EPA) *National Functional Guidelines for Superfund Organic Methods Data Review*, 2008; and *the Quality Assurance Project Plan (QAPP) Broadway-Pantano WQARF Site, Landfill Operable Unit, Tucson, Arizona*, ITSI Gilbane, February, 2013. This report has been revised to update the Appendix references.

The acronym and abbreviations list is included as Appendix I1. A cross reference for the samples along with the date the report was issued and the review level is provided in the Cross Reference Table for Soil Gas Samples as Appendix I2. Data review qualifiers have been marked in red directly on the analytical reports provided by the laboratory and are attached as Appendix I3. A summary of all qualified data is provided in a qualified results table (QRT) as Appendix I4. A summary of the field duplicate pair results is provided in the Field Duplicate Table as Appendix I5. Communication with the laboratory or client are presented in Appendix I6.

1.0 CROSS REFERENCE OF SAMPLES VERIFIED OR VALIDATED

The project chemist performed data verification (DV) and full data validation (FDV) on the analytical data presented in the laboratory Sample Delivery Groups (SDGs) and reported on the dates listed in the Cross Reference Table for Soil Gas Samples as Appendix I2. The SDGs contained data for a selected list of volatile organic compounds

(VOCs) by EPA Method TO-15. The primary analytical laboratory was ESC Lab Sciences (ESC) Mt. Juliet, Tennessee.

DV included review of reports from the laboratory equivalent to an EPA Level III data deliverable. Level III data deliverables contain the sample results and chain-of-custody forms along with basic Quality Control (QC) summaries including surrogate recoveries, method blank results, and precision and accuracy data summaries for the sample preparation batch. If any analytical problems were encountered, the report also includes a case narrative describing the problem and any potential impact on data quality. Fourteen of the samples underwent FDV for which the laboratory provided a Level IV data deliverable. FDV included all the items from the DV plus review of the data for the instrument calibrations, sample quantitation, compound identification and internal standard recoveries and raw data.

Tracer compound 2-propanol was reported as a target compound by the laboratory and was included in the sample and QC summaries. Since 2-propanol is a QC compound, no qualifiers were applied to this compound due to other QC anomalies.

2.0 LABORATORY REPORT

The comments and data qualifiers noted by the laboratory in the case narratives were reviewed. Anomalies that required data qualification, if any, are discussed in the sections below.

3.0 SAMPLE INTEGRITY

The Chains-of-Custody (COCs) and the Soil Vapor Sampling Forms for the February and March 2013 sampling event were available for review. The following anomalies were observed.

- Corrections were made to the COCs for SDGs L622783, L623064, L623482 and L624720 by writing over the original data. Sample corrections should be done with a single line strike out and the date and initials of the sampler. No data qualifiers are required.

- The shipping tracking numbers were not documented on the COCs for SDGs L624372 and L625064. No qualifiers are required, however, proper custody trail should include documentation of the receipt of the samples by the shipping company. Copies of shipping documentations should be kept on file by the client as part of the COC.

- The initial canister pressure for field duplicate sample, BSDP-02-2500 (L623064-06), was low at -16. The recommended initial pressure of the canister is -25 inches of mercury or greater for a grab sample. The field duplicate results have been rejected, "R" due to poor sample integrity, and are not useable for their intended purpose. See Section 12.0 for further discussion on field duplicates.

- The Soil Vapor Sampling Form notes indicated that water was detected in the sampling train for the SDGs listed below. Since VOCs can be absorbed by the water in the train during collection a low bias was introduced into the sample. The associated results in the samples listed in **Table 1** below have been qualified as "J-" or "UJ-" for an estimated value or reporting limit with a low bias (QRT reason code "P") due to poor sample integrity. The Soil Vapor Sampling Forms for the samples are provided in Appendix I6 for the affected samples.

Table 1: Samples Containing Water in Collection Train

SDG	ESC ID	Sample ID
L621182	L621182-06	PRUD-1
L621695	L621695-01	WR-434A-D 50FT
	L621695-02	WR-434A-C 150FT
	L621695-03	WR-434A-B 250FT
	L621695-04	WR-434A-A 350FT
	L621695-05	MW-5
	L621695-06	MW-6
L621998	L621998-01	BSDP-4-150
	L621998-02	BP-23-200
	L621998-03	BSDP-4-50
	L621998-04	BSDP-2-100
	L621998-06	BP-23-300
	L621998-10	BP-23-250
	L621998-13	BSDP-4-100
L622459	L622459-13	DP-7-50
	L622459-14	DP-7-100
L623064	L623064-09	PRUD-20-25
L623482	L623482-01	DP-7-150
	L623482-02	DP-7-250
	L623482-03	DP-7-300
L624720	L624720-01	WR-273A-50
	L624720-02	WR-273A-135
	L624720-03	WR-273A-1350

SDG	ESC ID	Sample ID
	L624720-04	WR-273A-220
L625531	L625531-01	R-074A-50
	L625531-02	R-074A-100

2-Propanol was used as a tracer compound to detect leaks along the sampling train. All samples were reviewed against the QAPP criteria of 5069 parts per billion by volume (ppbv). All samples were within criteria, except as noted below.

- 2-Propanol was detected at 5400 ppbv in sample DP-7-250 (sample L623482-05). Since the concentration of 2-propanol indicates an unacceptable leak along the sampling train, the associated target compound results have been qualified as "UJ-" for an estimated reporting limit with a low bias due to poor sample integrity (QRT reason code "P").

4.0 HOLDING TIME

The samples were analyzed within the recommended method holding time of 30 days after collection.

5.0 INSTRUMENT TUNE

The daily instrument tunes were reviewed for the FDV. There were no anomalies that required qualification of the data.

6.0 INITIAL AND CONTINUING CALIBRATION

Initial calibrations summaries were reviewed for the FDV. Continuing calibrations summaries were reviewed for the DV and the FDV. There were no calibration anomalies that required qualification of the data.

7.0 BLANK EVALUATION

Method blanks were analyzed to assess laboratory contamination. There were no compounds detected in the method blanks that required qualification of the data.

8.0 LABORATORY CONTROL SAMPLE (LCS) AND LABORATORY CONTROL SAMPLE DUPLICATE (LCSD)

An LCS/LCSD pair was reported for each analysis. QC results were reviewed using the QAPP control limit of 70 to 130 percent recovery for accuracy and 20 relative percent

difference (RPD) for precision. There were no anomalies that required qualification of the data except as noted below.

- SDG L621695: The LCSD percent recoveries (QRT reason code "L") for 1,2,-dichlorothane and trichlorofluoromethane were out of the criteria of 70 to 130 percent at 60.8 and 62.6, respectively, in the LCSD associated with the samples from batch WG638608 (samples L621695-02 through 06). The associated results have been qualified "J-" or "UJ-" for an estimated value or reporting limit with a low bias.

- SDG L621695: The LCS/LCSD RPD (QRT reason code "D6") for 1,2,-dichlorothane, trans-1,3-dichloropropene and trichlorofluoromethane were out of the criteria of less than 20 at 45, 23 and 33, respectively, in the LCS/LCSD associated with the samples from batch WG638608 (samples L21695-02 through 06). The associated positive results for trichlorofluoromethane for have been qualified "J" for an estimated value. No qualifiers are required for the non-detect results for the above compounds.

- SDG L623482: The LCSD percent recovery (QRT reason code "L") for dichlorodifluoromethane was out of the criteria of 70 to 130 percent at 39.8 percent in the LCSD associated with the samples from batch WG650726 (samples L623482-01, 04, 08, 11, 12, 18). The associated results have been qualified as "J-" for an estimated value with a low bias.

- SDG L625064: The LCSD percent recoveries (QRT reason code "L") for 1,2,4-trichlorobenzene and hexachlorobutadiene were out of the criteria of 70 to 130 percent at 61.8 and 65.0 percent, respectively, in the LCSD associated with samples R-070A-W4 and WR-274A-50 (samples L625064-05 and 07). The associated results have been qualified as "UJ-" for an estimated reporting limit with a low bias.

The qualified samples and analytes are summarized in the QRT for each SDG and presented as Appendix I4.

9.0 MATRIX SPIKE (MS) AND MATRIX SPIKE DUPLICATE (MSD)

Project MS/MSD pairs were not collected as required by the QAPP. Instead, LCS/LCSD pairs, which are discussed in Section 8.0, were used to measure analytical accuracy and precision.

10.0 SURROGATES AND INTERNAL STANDARDS

Surrogate spike recoveries were reviewed against the QAPP limits of 70 to 130 percent. The recoveries of the internal standards for the FDV were reviewed against the method limits of 60 to 140 percent. All surrogate and internal standard recoveries were within control limits except as noted below.

- SDG L622459: The surrogate percent recovery (QRT reason code "S") for 1,4-bromofluorobenzene was out of the criteria of 70 to 130 percent at 134.75 percent in sample BNL-2013-11 (sample L622459-06). The associated positive results have been qualified as "J+" for an estimated value with a high bias. No qualifiers are required for the non-detect results.

- SDG L622783: The surrogate percent recovery (QRT reason code "S") for 1,4-bromofluorobenzene was out of the criteria of 70 to 130 percent at 137.59 percent in the 03/07/2013 analysis of sample BSDP-3-50 (sample L622783-11). The associated positive results have been qualified as "J+" for an estimated value with a high bias. No qualifiers are required for the non-detect results reported from the 03/07/2013 analysis.

- SDG L624720: The surrogate percent recovery (QRT reason code "S") for 4-bromofluorobenzene was out of the criteria of 70 to 130 percent at 133.46 percent in sample WR-275A-130 (sample L624720-08). The associated positive results have been qualified as "J+" for an estimated value with a high bias. No qualifiers are required for the non-detect results.

- L625295: The surrogate percent recoveries (QRT reason code "S") for 4-bromofluorobenzene were out of the criteria of 70 to 130 percent at 136.41 and 136.74 in samples R-073A-50 / R-068A-100 (samples L625295-05 / 15), respectively. The associated positive results have been qualified as "J+" for an estimated value with a high bias. No qualifiers are required for the non-detect results.

The qualified samples and analytes are summarized in the QRT for each SDG and presented as Appendix I4.

11.0 COMPOUND QUANTITATION AND IDENTIFICATION

The laboratory reporting limits and quantitative results were reviewed. For the FDV, review and recalculation of the sample raw data from the instrument was performed.

The laboratory limits were elevated for the non-detect results for all samples in all SDGs mostly due to matrix and/or high levels of target analytes , however, all reporting limits met the Remedial Action Objective (ROAs) for the compounds of concern listed in the QAPP. There were no quantitation anomalies in the FDV that required qualification of the data.

12.0 FIELD DUPLICATE SAMPLES

Field duplicate sets, which are identified in the Cross Reference Table for Soil Gas Samples in Appendix I2, were collected and analyzed to measure field and laboratory precision. The results of the field duplicate and parent samples were compared and are summarized in the Field Duplicate Table presented as Appendix I5. All field duplicate results were acceptable except as noted below.

- SDG L623064: The initial canister pressure for field duplicate sample, BSDP-02-2500 (L623064-06), was out of the criteria of greater than -25 at -16. Since the duplicate sample is not representative of the collection location, the results should not be used to determine precision of the sampling procedure. The results for the field duplicate sample have been rejected, "R" due to poor sample integrity (QRT reason code "P"). No qualifiers are required for the primary sample. Completeness of the data set is not affected by the rejected field duplicate results.

- SDG L623482: The field duplicate RPD (QRT reason code "D5") for 1,4-dichlorobenzene was out of the criteria of less than 50 at 75 in the field duplicate pair DP-4-50 / DP-4-500 (L623482-16 / 22) . The associated results in the field duplicate and parent sample have been qualified as "J" for an estimated value.

- L625295: The RPD for methylene chloride was out of the criteria of less than 50 at 157 percent in field duplicate pair R-072A-50 / R-072A-500 (samples L625295-10 / 12). The associated results have been qualified as "J" for an estimated value.

13.0 RECOMMENDATIONS

ITSI Gilbane recommends that sample corrections should be done with a single line strike out and the date and initials of the sampler.

14.0 OVERALL ASSESSMENT FOR THE FEBRUARY AND MARCH 2013 BROADWAY AND PANTANO SOIL GAS SAMPLING EVENT

There were 38 rejected field duplicate results for the samples collected. The rejected field duplicate data does not affect the completeness of the data set. Based on the available information, the other data as qualified are considered useable for their intended purposes. The qualified results are summarized in the QRT as Appendix I4.

We thank you for the opportunity to serve you and look forward to supporting CCA with data review in the future.

Sincerely,

ITSI Gilbane Company

Evelyn Dawson, CHMM

Program Chemist

Appendix I1 – List of Acronyms and Abbreviations
Appendix I2 – Sample Cross Reference Table
Appendix I3 – Qualified Report Pages
Appendix I4 – Qualified Results Table
Appendix I5 – Field Duplicate Table
Appendix I6 – Communication

APPENDIX I1

LIST OF ACRONYMS AND ABBREVIATIONS

LIST OF ACRONYMS AND ABBREVIATIONS

CCA	Clear Creek Associates
COC	chain-of-custody
DV	data verification
EPA	U.S. Environmental Protection Agency
ESC	ESC Lab Sciences, Mt. Juliet, Tennessee
FDV	full data validation
ITSI Gilbane	ITSI Gilbane Company
LCS/LCSD	laboratory control spike/ laboratory control spike duplicate
MS/MSD	matrix spike/matrix spike duplicate
ppbv	parts per billion by volume
QAPP	Quality Assurance Project Plan
QC	quality control
QRT	Qualified Results Table
RAO	Remedial Action Objective
RPD	relative percent difference
SDG	Sample Delivery Group
VOC	volatile organic compounds

APPENDIX I2

SAMPLE CROSS REFERENCE

Broadway-Pantano Cross Reference Table for Soil Gas Samples

SDG	Client Sample ID	Date Sampled	ESC Lab SDG Number	Laboratory Report Date	Type	Data Review Level
L621182	PRUD-6	2/19/13	L621182-01	3/7/2013		FDV
L621182	PRUD-5	2/19/13	L621182-02	3/7/2013		FDV
L621182	PRUD-4	2/19/13	L621182-03	3/7/2013		FDV
L621182	PRUD-3	2/19/13	L621182-04	3/7/2013		FDV
L621182	PRUD-2	2/19/13	L621182-05	3/7/2013		FDV
L621182	PRUD-1	2/19/13	L621182-06	3/7/2013		FDV
L621182	PRUD-16-25	2/19/13	L621182-07	3/7/2013		FDV
L621182	PRUD-16-15	2/19/13	L621182-08	3/7/2013		FDV
L621182	PRUD-17-10	2/19/13	L621182-09	3/7/2013	PS	FDV
L621182	PRUD-17-100	2/19/13	L621182-10	3/7/2013	FD	FDV
L621182	PRUD-17-25	2/19/13	L621182-11	3/7/2013		FDV
L621182	PRUD-18-10	2/19/13	L621182-12	3/7/2013		FDV
L621182	PRUD-18-25	2/19/13	L621182-13	3/7/2013		FDV
L621182	PRUD-19-10	2/19/13	L621182-14	3/7/2013		FDV
L621695	WR-434A-D 50FT	2/21/13	L621695-01	3/12/2013		DV
L621695	WR-434A-C 150FT	2/21/13	L621695-02	3/12/2013		DV
L621695	WR-434A-B 250FT	2/21/13	L621695-03	3/12/2013		DV
L621695	WR-434A-A 350FT	2/21/13	L621695-04	3/12/2013		DV
L621695	MW-5	2/21/13	L621695-05	3/12/2013		DV
L621695	MW-6	2/21/13	L621695-06	3/12/2013		DV
L621998	BSDP-4-150	2/25/13	L621998-01	3/12/2013		DV
L621998	BP-23-200	2/25/13	L621998-02	3/12/2013		DV
L621998	BSDP-4-50	2/25/13	L621998-03	3/12/2013		DV
L621998	BSDP-2-100	2/25/13	L621998-04	3/12/2013		DV
L621998	BSL-2013-050	2/22/13	L621998-05	3/12/2013	FD	DV
L621998	BP-23-300	2/25/13	L621998-06	3/12/2013		DV
L621998	GOLLOB-2013-3	2/22/13	L621998-07	3/12/2013		DV
L621998	GOLLOB-2013-1	2/22/13	L621998-08	3/12/2013		DV
L621998	GOLLO-2013-2	2/22/13	L621998-09	3/12/2013		DV
L621998	BP-23-250	2/25/13	L621998-10	3/12/2013		DV
L621998	BSL-2013-04	2/22/13	L621998-11	3/12/2013		DV
L621998	BSL-2013-05	2/22/13	L621998-12	3/12/2013	PS	DV
L621998	BSDP-4-100	2/25/13	L621998-13	3/12/2013		DV
L622459	GOLLOB-2013-4	2/26/13	L622459-01	3/12/2013		DV
L622459	BSL-2013-03	2/26/13	L622459-02	3/12/2013	PS	DV
L622459	BSL-2013-030	2/26/13	L622459-03	3/12/2013	FD	DV
L622459	BSL-2013-02	2/26/13	L622459-04	3/12/2013		DV
L622459	BNL-2013-12	2/26/13	L622459-05	3/12/2013		DV
L622459	BNL-2013-11	2/26/13	L622459-06	3/12/2013		DV
L622459	BNL-2013-15	2/26/13	L622459-07	3/12/2013		DV
L622459	BNL-2013-18	2/26/13	L622459-08	3/12/2013		DV
L622459	BNL-2013-20	2/26/13	L622459-09	3/12/2013		DV
L622459	BNL-2013-19*	2/26/13	L622459-10	3/12/2013		DV
L622459	BNL-2013-19	2/26/13	L622459-11	3/12/2013		DV

Broadway-Pantano Cross Reference Table for Soil Gas Samples

SDG	Client Sample ID	Date Sampled	ESC Lab SDG Number	Laboratory Report Date	Type	Data Review Level
L622459	BNL-2013-06	2/27/13	L622459-12	3/12/2013		DV
L622459	DP-7-50	2/27/13	L622459-13	3/12/2013		DV
L622459	DP-7-100	2/27/13	L622459-14	3/12/2013		DV
L622783	BNL-2013-07	3/1/2013	L622783-01	3/14/2013		DV
L622783	BNL-2013-08	3/1/2013	L622783-02	3/14/2013		DV
L622783	BNL-2013-10	3/1/2013	L622783-03	3/14/2013	PS	DV
L622783	BNL-2013-100	3/1/2013	L622783-04	3/14/2013	FD	DV
L622783	BNL-2013-13	3/1/2013	L622783-05	3/14/2013		DV
L622783	BNL-2013-14	3/1/2013	L622783-06	3/14/2013		DV
L622783	BNL-2013-17	3/1/2013	L622783-07	3/14/2013		DV
L622783	BNL-2013-16	3/1/2013	L622783-08	3/14/2013		DV
L622783	BSL-2013-01	3/1/2013	L622783-09	3/14/2013	PS	DV
L622783	BSL-2013-010	3/1/2013	L622783-10	3/14/2013	FD	DV
L622783	BSDP-3-50	3/1/2013	L622783-11	3/14/2013		DV
L622783	BSDP-3-100	3/1/2013	L622783-12	3/14/2013		DV
L622783	BSDP-3-150	3/1/2013	L622783-13	3/14/2013		DV
L622783	BP-22-200	3/1/2013	L622783-14	3/14/2013		DV
L622783	BP-22-250	3/1/2013	L622783-15	3/14/2013		DV
L622783	BP-22-300	3/1/2013	L622783-16	3/14/2013		DV
L623064	BSDP-02-300	3/4/2013	L623064-01	3/14/2013		DV
L623064	BSDP-02-150	3/4/2013	L623064-02	3/14/2013		DV
L623064	PRUD-19-25	3/4/2013	L623064-03	3/14/2013		DV
L623064	BSDP-02-200	3/4/2013	L623064-04	3/14/2013		DV
L623064	BSDP-02-250	3/4/2013	L623064-05	3/14/2013	PS	DV
L623064	BSDP-02-2500	3/4/2013	L623064-06	3/14/2013	FD	DV
L623064	PRUD-20-10	3/4/2013	L623064-07	3/14/2013		DV
L623064	MW-8	3/4/2013	L623064-08	3/14/2013		DV
L623064	PRUD-20-25	3/4/2013	L623064-09	3/14/2013		DV
L623064	MW-7	3/4/2013	L623064-10	3/14/2013		DV
L623482	DP-7-150	3/5/2013	L623482-01	3/19/2013		DV
L623482	DP-7-250	3/5/2013	L623482-02	3/19/2013		DV
L623482	DP-7-300	3/5/2013	L623482-03	3/19/2013		DV
L623482	DP-2-50	3/5/2013	L623482-04	3/19/2013		DV
L623482	DP-7-200	3/5/2013	L623482-05	3/19/2013		DV
L623482	DP-2-100	3/5/2013	L623482-06	3/19/2013		DV
L623482	DP-2-150	3/5/2013	L623482-07	3/19/2013	PS	DV
L623482	DP-2-200	3/5/2013	L623482-08	3/19/2013		DV
L623482	DP-5-50	3/5/2013	L623482-09	3/19/2013		DV
L623482	DP-2-1500	3/5/2013	L623482-10	3/19/2013	FD	DV
L623482	DP-5-100	3/5/2013	L623482-11	3/19/2013		DV
L623482	DP-5-150	3/5/2013	L623482-12	3/19/2013		DV
L623482	DP-5-200	3/5/2013	L623482-13	3/19/2013		DV
L623482	DP-5-250	3/5/2013	L623482-14	3/19/2013		DV
L623482	DP-5-300	3/5/2013	L623482-15	3/19/2013		DV

Broadway-Pantano Cross Reference Table for Soil Gas Samples

SDG	Client Sample ID	Date Sampled	ESC Lab SDG Number	Laboratory Report Date	Type	Data Review Level
L623482	DP-4-50	3/5/2013	L623482-16	3/19/2013	PS	DV
L623482	DP-4-300	3/5/2013	L623482-17	3/19/2013		DV
L623482	DP-4-100	3/5/2013	L623482-18	3/19/2013		DV
L623482	DP-4-150	3/5/2013	L623482-19	3/19/2013		DV
L623482	DP-4-200	3/5/2013	L623482-20	3/19/2013		DV
L623482	DP-4-250	3/5/2013	L623482-21	3/19/2013		DV
L623482	DP-4-500	3/5/2013	L623482-22	3/19/2013	FD	DV
L624372	MW-9	3/11/2013	L624372-01	3/26/2013		DV
L624372	BSDP-1-100	3/11/2013	L624372-02	3/26/2013		DV
L624372	BSDP-1-150	3/11/2013	L624372-03	3/26/2013		DV
L624372	BSDP-1-200	3/11/2013	L624372-04	3/26/2013		DV
L624372	BSDP-1-248	3/11/2013	L624372-05	3/26/2013	PS	DV
L624372	BSDP-1-2480	3/11/2013	L624372-06	3/26/2013	FD	DV
L624372	R-069A-50	3/11/2013	L624372-07	3/26/2013		DV
L624372	R-069A-100	3/11/2013	L624372-08	3/26/2013		DV
L624372	R-069A-150	3/11/2013	L624372-09	3/26/2013		DV
L624372	R-075A-50	3/11/2013	L624372-10	3/26/2013		DV
L624372	R-075A-100	3/11/2013	L624372-11	3/26/2013		DV
L624372	R-075A-W4	3/11/2013	L624372-12	3/26/2013		DV
L624720	WR-273A-50	3/12/2013	L624720-01	3/26/2013		DV
L624720	WR-273A-135	3/12/2013	L624720-02	3/26/2013	PS	DV
L624720	WR-273A-1350	3/12/2013	L624720-03	3/26/2013	FD	DV
L624720	WR-273A-220	3/12/2013	L624720-04	3/26/2013		DV
L624720	WR-273A-300	3/12/2013	L624720-05	3/26/2013		DV
L624720	WR-275A-300	3/12/2013	L624720-06	3/26/2013		DV
L624720	WR-275A-50	3/12/2013	L624720-07	3/26/2013		DV
L624720	WR-275A-130	3/12/2013	L624720-08	3/26/2013		DV
L624720	WR-275A-220	3/12/2013	L624720-09	3/26/2013		DV
L624720	DP-3-100	3/12/2013	L624720-10	3/26/2013		DV
L624720	DP-3-150	3/12/2013	L624720-11	3/26/2013		DV
L624720	DP-3-193	3/12/2013	L624720-12	3/26/2013		DV
L625064	DP-3-50	3/13/2013	L625064-01	3/28/2013	PS	DV
L625064	DP-3-500	3/13/2013	L625064-02	3/28/2013	FD	DV
L625064	R-070A-50	3/13/2013	L625064-03	3/28/2013		DV
L625064	R-070A-100	3/13/2013	L625064-04	3/28/2013		DV
L625064	R-070A-WH	3/13/2013	L625064-05	3/28/2013		DV
L625064	WR-274A-300	3/13/2013	L625064-06	3/28/2013		DV
L625064	WR-274A-50	3/13/2013	L625064-07	3/28/2013		DV
L625064	WR-274A-100	3/13/2013	L625064-08	3/28/2013		DV
L625064	WR-274A-220	3/13/2013	L625064-09	3/28/2013		DV
L625295	DP-1-50	3/14/2013	L625295-01	4/1/2013		DV
L625295	DP-1-125	3/14/2013	L625295-02	4/1/2013	PS 1	DV
L625295	DP-1-150	3/14/2013	L625295-03	4/1/2013		DV
L625295	DP-1-193	3/14/2013	L625295-04	4/1/2013		DV

Broadway-Pantano Cross Reference Table for Soil Gas Samples

SDG	Client Sample ID	Date Sampled	ESC Lab SDG Number	Laboratory Report Date	Type	Data Review Level
L625295	R-073A-50	3/14/2013	L625295-05	4/1/2013		DV
L625295	R-073A-100	3/14/2013	L625295-06	4/1/2013		DV
L625295	R-073A-WH	3/14/2013	L625295-07	4/1/2013		DV
L625295	R-072A-WH	3/14/2013	L625295-08	4/1/2013		DV
L625295	DP-1-1250	3/14/2013	L625295-09	4/1/2013	FD 1	DV
L625295	R-072A-50	3/14/2013	L625295-10	4/1/2013	PS 2	DV
L625295	R-072A-100	3/14/2013	L625295-11	4/1/2013		DV
L625295	R-072A-500	3/14/2013	L625295-12	4/1/2013	FD 2	DV
L625295	R-068A-200	3/14/2013	L625295-13	4/1/2013		DV
L625295	R-068A-150	3/14/2013	L625295-14	4/1/2013		DV
L625295	R-068A-100	3/14/2013	L625295-15	4/1/2013		DV
L625295	R-068A-50	3/14/2013	L625295-16	4/1/2013		DV
L625531	R-074A-50	3/15/2013	L625531-01	4/1/2013		DV
L625531	R-074A-100	3/15/2013	L625531-02	4/1/2013		DV
L625531	R-074A-WH0	3/15/2013	L625531-03	4/1/2013	FD	DV
L625531	R-074A-WH	3/15/2013	L625531-04	4/1/2013	PS	DV
L625531	R-071A-WH	3/15/2013	L625531-05	4/1/2013		DV
L625531	R-071A-50	3/15/2013	L625531-06	4/1/2013		DV
L625531	R-071A-100	3/15/2013	L625531-07	4/1/2013		DV

Notes:

DV = Data verification
ESC = ESC Lab Sciences, Mt. Juliet, Tennessee
FD = Field duplicate sample
FDV = Full data validation
PS = Parent sample
*Sample BNL-2013-19 (L622459-10) analysis was cancelled by client due to low canister pressure before collection.

APPENDIX I3

QUALIFIED REPORT PAGES

12065 Lebanon Rd.
Mt. Juliet, TN 37122
(615) 758-5858
1-800-767-5859
Fax (615) 758-5859

Tax I.D. 62-0814289

Est. 1970

REPORT OF ANALYSIS

Alison Jones
Clear Creek Associates-Tucson
221 N. Court Ave, Ste 101
Tucson, AZ 85701

March 07, 2013

ESC Sample # : L621182-06

Site ID :

Project # : 233005

Date Received : February 20, 2013
Description : BP LOU RI

Sample ID : PRUD-1

Collected By : Mike Busby
Collection Date : 02/19/13 13:07

Parameter	Cas#	Mol Wght	RDL1	RDL2	ppbv		ug/m3		Method	Date	Dil.
Volatile Organics											
Benzene	71-43-2	78.1	0.400	1.30	< 0.40	J-	< 1.3	J-	TO-15	02/21/13	2
Bromomethane	74-83-9	94.9	0.400	1.60	< 0.40		< 1.6		TO-15	02/21/13	2
Carbon tetrachloride	56-23-5	154	0.400	2.50	< 0.40		< 2.5		TO-15	02/21/13	2
Chlorobenzene	108-90-7	113	0.400	1.80	< 0.40		< 1.8		TO-15	02/21/13	2
Chloroethane	75-00-3	64.5	0.400	1.10	< 0.40		< 1.1		TO-15	02/21/13	2
Chloroform	67-66-3	119	0.400	1.90	0.75		3.7		TO-15	02/21/13	2
Chloromethane	74-87-3	50.5	0.400	0.830	< 0.40		< 0.83		TO-15	02/21/13	2
1,2-Dibromoethane	106-93-4	188	0.400	3.10	< 0.40		< 3.1		TO-15	02/21/13	2
1,2-Dichlorobenzene	95-50-1	147	0.400	2.40	< 0.40		< 2.4		TO-15	02/21/13	2
1,3-Dichlorobenzene	541-73-1	147	0.400	2.40	< 0.40		< 2.4		TO-15	02/21/13	2
1,4-Dichlorobenzene	106-46-7	147	0.400	2.40	< 0.40		< 2.4		TO-15	02/21/13	2
1,2-Dichloroethane	107-06-2	99	0.400	1.60	< 0.40		< 1.6		TO-15	02/21/13	2
1,1-Dichloroethane	75-34-3	98	0.400	1.60	< 0.40		< 1.6		TO-15	02/21/13	2
1,1-Dichloroethene	75-35-4	96.9	0.400	1.60	< 0.40		< 1.6		TO-15	02/21/13	2
cis-1,2-Dichloroethene	156-59-2	96.9	0.400	1.60	< 0.40		< 1.6		TO-15	02/21/13	2
trans-1,2-Dichloroethene	156-60-5	96.9	0.400	1.60	< 0.40		< 1.6		TO-15	02/21/13	2
1,2-Dichloropropane	78-87-5	113	0.400	1.80	< 0.40		< 1.8		TO-15	02/21/13	2
cis-1,3-Dichloropropene	10061-01-5	111	0.400	1.80	< 0.40		< 1.8		TO-15	02/21/13	2
trans-1,3-Dichloropropene	10061-02-6	111	0.400	1.80	< 0.40		< 1.8		TO-15	02/21/13	2
Ethylbenzene	100-41-4	106	0.400	1.70	1.1		4.8		TO-15	02/21/13	2
1,1,2-Trichlorotrifluoroethane	76-13-1	187.4	0.400	3.10	< 0.40		< 3.1		TO-15	02/21/13	2
Trichlorofluoromethane	75-69-4	137.4	0.400	2.20	< 0.40		< 2.2		TO-15	02/21/13	2
Dichlorodifluoromethane	75-71-8	120.92	0.400	2.00	2.6		13.		TO-15	02/21/13	2
1,2-Dichlorotetrafluoroethane	76-14-2	171	0.400	2.80	< 0.40		< 2.8		TO-15	02/21/13	2
Hexachloro-1,3-butadiene	87-68-3	261	1.26	13.0	< 1.3		< 13.		TO-15	02/21/13	2
Methylene Chloride	75-09-2	84.9	0.400	1.40	< 0.40		< 1.4		TO-15	02/21/13	2
2-Propanol	67-63-0	60.1	2.50	6.10	< 2.5		< 6.1		TO-15	02/21/13	2
Styrene	100-42-5	104	0.400	1.70	2.0	J-	8.5	J-	TO-15	02/21/13	2
1,1,2,2-Tetrachloroethane	79-34-5	168	0.400	2.70	< 0.40		< 2.7		TO-15	02/21/13	2
Tetrachloroethylene	127-18-4	166	0.400	2.70	6.1		41.		TO-15	02/21/13	2
Toluene	108-88-3	92.1	0.400	1.50	2.3		8.7		TO-15	02/21/13	2
1,2,4-Trichlorobenzene	120-82-1	181	1.26	9.30	< 1.3		< 9.3		TO-15	02/21/13	2
1,1,1-Trichloroethane	71-55-6	133	0.400	2.20	< 0.40		< 2.2		TO-15	02/21/13	2
1,1,2-Trichloroethane	79-00-5	133	0.400	2.20	< 0.40		< 2.2		TO-15	02/21/13	2
Trichloroethylene	79-01-6	131	0.400	2.10	< 0.40		< 2.1		TO-15	02/21/13	2
1,2,4-Trimethylbenzene	95-63-6	120	0.400	2.00	1.2		5.9		TO-15	02/21/13	2
1,3,5-Trimethylbenzene	108-67-8	120	0.400	2.00	< 0.40		< 2.0		TO-15	02/21/13	2
Vinyl chloride	75-01-4	62.5	0.400	1.00	< 0.40		< 1.0		TO-15	02/21/13	2
m&p-Xylene	1330-20-7	106	0.800	3.50	3.7		16.		TO-15	02/21/13	2
o-Xylene	95-47-6	106	0.400	1.70	1.4		6.1		TO-15	02/21/13	2
1,4-Bromofluorobenzene	460-00-4				94.15		% Rec.		TO-15	02/21/13	2

PGC ITSI Gilbane
04/20/2013

RDL1 = ppbv , RDL2 = ug/m3
Note:
Units are based on (STP) - Standard Temperature and Pressure
The reported analytical results relate only to the sample submitted.
This report shall not be reproduced, except in full, without the written approval from ESC.
.
Reported: 02/26/13 16:22 Revised: 03/07/13 07:48

12065 Lebanon Rd.
Mt. Juliet, TN 37122
(615) 758-5858
1-800-767-5859
Fax (615) 758-5859

Tax I.D. 62-0814289

Est. 1970

REPORT OF ANALYSIS

Alison Jones
Clear Creek Associates-Tucson
221 N. Court Ave, Ste 101
Tucson, AZ 85701

March 11, 2013

ESC Sample # : L621695-01

Site ID :

Project # : 233005

Date Received : February 22, 2013
Description : BP LOU RI

Sample ID : WR-434A-D 50FT

Collected By : Victoria Hermosilla
Collection Date : 02/21/13 09:24

Parameter	Cas#	Mol Wght	RDL1	RDL2	ppbv		ug/m3		Method	Date	Dil.
Volatile Organics											
Benzene	71-43-2	78.1	0.400	1.30	1.1	J-	3.5	J-	TO-15	02/26/13	2
Bromomethane	74-83-9	94.9	0.400	1.60	< 0.40		< 1.6		TO-15	02/26/13	2
Carbon tetrachloride	56-23-5	154	0.400	2.50	< 0.40		< 2.5		TO-15	02/26/13	2
Chlorobenzene	108-90-7	113	0.400	1.80	< 0.40		< 1.8		TO-15	02/26/13	2
Chloroethane	75-00-3	64.5	0.400	1.10	< 0.40		< 1.1		TO-15	02/26/13	2
Chloroform	67-66-3	119	0.400	1.90	1.1		5.4		TO-15	02/26/13	2
Chloromethane	74-87-3	50.5	0.400	0.830	< 0.40		< 0.83		TO-15	02/26/13	2
1,2-Dibromoethane	106-93-4	188	0.400	3.10	< 0.40		< 3.1		TO-15	02/26/13	2
1,2-Dichlorobenzene	95-50-1	147	0.400	2.40	< 0.40		< 2.4		TO-15	02/26/13	2
1,3-Dichlorobenzene	541-73-1	147	0.400	2.40	< 0.40		< 2.4		TO-15	02/26/13	2
1,4-Dichlorobenzene	106-46-7	147	0.400	2.40	< 0.40		< 2.4		TO-15	02/26/13	2
1,2-Dichloroethane	107-06-2	99	0.400	1.60	< 0.40		< 1.6		TO-15	02/26/13	2
1,1-Dichloroethane	75-34-3	98	0.400	1.60	< 0.40		< 1.6		TO-15	02/26/13	2
1,1-Dichloroethene	75-35-4	96.9	0.400	1.60	< 0.40		< 1.6		TO-15	02/26/13	2
cis-1,2-Dichloroethene	156-59-2	96.9	0.400	1.60	0.56		2.2		TO-15	02/26/13	2
trans-1,2-Dichloroethene	156-60-5	96.9	0.400	1.60	< 0.40		< 1.6		TO-15	02/26/13	2
1,2-Dichloropropane	78-87-5	113	0.400	1.80	< 0.40		< 1.8		TO-15	02/26/13	2
cis-1,3-Dichloropropene	10061-01-5	111	0.400	1.80	< 0.40		< 1.8		TO-15	02/26/13	2
trans-1,3-Dichloropropene	10061-02-6	111	0.400	1.80	< 0.40		< 1.8		TO-15	02/26/13	2
Ethylbenzene	100-41-4	106	0.400	1.70	< 0.40		< 1.7		TO-15	02/26/13	2
1,1,2-Trichlorotrifluoroethane	76-13-1	187.4	0.400	3.10	< 0.40		< 3.1		TO-15	02/26/13	2
Trichlorofluoromethane	75-69-4	137.4	0.400	2.20	1.7		9.6		TO-15	02/26/13	2
Dichlorodifluoromethane	75-71-8	120.92	0.400	2.00	< 0.40		< 2.0		TO-15	02/26/13	2
1,2-Dichlorotetrafluoroethane	76-14-2	171	0.400	2.80	0.68		4.8		TO-15	02/26/13	2
Hexachloro-1,3-butadiene	87-68-3	261	1.26	13.0	< 1.3		< 13.		TO-15	02/26/13	2
Methylene Chloride	75-09-2	84.9	0.400	1.40	< 0.40		< 1.4		TO-15	02/26/13	2
2-Propanol	67-63-0	60.1	2.50	6.10	< 2.5		< 6.1		TO-15	02/26/13	2
Styrene	100-42-5	104	0.400	1.70	< 0.40	J-	< 1.7	J-	TO-15	02/26/13	2
1,1,2,2-Tetrachloroethane	79-34-5	168	0.400	2.70	< 0.40		< 2.7		TO-15	02/26/13	2
Tetrachloroethylene	127-18-4	166	3.20	22.0	33.		220		TO-15	02/27/13	16
Toluene	108-88-3	92.1	0.400	1.50	0.44		1.7		TO-15	02/26/13	2
1,2,4-Trichlorobenzene	120-82-1	181	1.26	9.30	< 1.3		< 9.3		TO-15	02/26/13	2
1,1,1-Trichloroethane	71-55-6	133	0.400	2.20	< 0.40		< 2.2		TO-15	02/26/13	2
1,1,2-Trichloroethane	79-00-5	133	0.400	2.20	< 0.40		< 2.2		TO-15	02/26/13	2
Trichloroethylene	79-01-6	131	0.400	2.10	7.6		41.		TO-15	02/26/13	2
1,2,4-Trimethylbenzene	95-63-6	120	0.400	2.00	< 0.40		< 2.0		TO-15	02/26/13	2
1,3,5-Trimethylbenzene	108-67-8	120	0.400	2.00	< 0.40		< 2.0		TO-15	02/26/13	2
Vinyl chloride	75-01-4	62.5	0.400	1.00	< 0.40		< 1.0		TO-15	02/26/13	2
Xylenes, Total	1330-20-7	106.16	1.20	5.20	< 1.2		< 5.2		TO-15	02/26/13	2
1,4-Bromofluorobenzene	460-00-4				102.41		% Rec.		TO-15	02/26/13	2

PGC ITSI Gilbane
04/13/2013

RDL1 = ppbv , RDL2 = ug/m3
Note:
Units are based on (STP) - Standard Temperature and Pressure
The reported analytical results relate only to the sample submitted.
This report shall not be reproduced, except in full, without the written approval from ESC.
.
Reported: 03/05/13 10:35 Revised: 03/11/13 13:49

12065 Lebanon Rd.
Mt. Juliet, TN 37122
(615) 758-5858
1-800-767-5859
Fax (615) 758-5859

Tax I.D. 62-0814289

Est. 1970

REPORT OF ANALYSIS

Alison Jones
Clear Creek Associates-Tucson
221 N. Court Ave, Ste 101
Tucson, AZ 85701

March 11, 2013

ESC Sample # : L621695-02

Site ID :

Project # : 233005

Date Received : February 22, 2013
Description : BP LOU RI

Sample ID : WR-434A-C 150FT

Collected By : Victoria Hermosilla
Collection Date : 02/21/13 10:12

Parameter	Cas#	Mol Wght	RDL1	RDL2	ppbv		ug/m3		Method	Date	Dil.
Volatile Organics											
Benzene	71-43-2	78.1	2.00	6.40	3.4	J-	11.	J-	TO-15	02/26/13	10
Bromomethane	74-83-9	94.9	2.00	7.80	< 2.0		< 7.8		TO-15	02/26/13	10
Carbon tetrachloride	56-23-5	154	2.00	13.0	< 2.0		< 13.		TO-15	02/26/13	10
Chlorobenzene	108-90-7	113	2.00	9.20	2.2		10.		TO-15	02/26/13	10
Chloroethane	75-00-3	64.5	2.00	5.30	< 2.0		< 5.3		TO-15	02/26/13	10
Chloroform	67-66-3	119	2.00	9.70	< 2.0		< 9.7		TO-15	02/26/13	10
Chloromethane	74-87-3	50.5	2.00	4.10	< 2.0		< 4.1		TO-15	02/26/13	10
1,2-Dibromoethane	106-93-4	188	2.00	15.0	< 2.0		< 15.		TO-15	02/26/13	10
1,2-Dichlorobenzene	95-50-1	147	2.00	12.0	< 2.0		< 12.		TO-15	02/26/13	10
1,3-Dichlorobenzene	541-73-1	147	2.00	12.0	< 2.0		< 12.		TO-15	02/26/13	10
1,4-Dichlorobenzene	106-46-7	147	2.00	12.0	9.5		57.		TO-15	02/26/13	10
1,2-Dichloroethane	107-06-2	99	2.00	8.10	< 2.0		< 8.1		TO-15	02/26/13	10
1,1-Dichloroethane	75-34-3	98	2.00	8.00	< 2.0		< 8.0		TO-15	02/26/13	10
1,1-Dichloroethene	75-35-4	96.9	2.00	7.90	< 2.0		< 7.9		TO-15	02/26/13	10
cis-1,2-Dichloroethene	156-59-2	96.9	2.00	7.90	< 2.0		< 7.9		TO-15	02/26/13	10
trans-1,2-Dichloroethene	156-60-5	96.9	2.00	7.90	< 2.0		< 7.9		TO-15	02/26/13	10
1,2-Dichloropropane	78-87-5	113	2.00	9.20	< 2.0		< 9.2		TO-15	02/26/13	10
cis-1,3-Dichloropropene	10061-01-5	111	2.00	9.10	< 2.0		< 9.1		TO-15	02/26/13	10
trans-1,3-Dichloropropene	10061-02-6	111	2.00	9.10	< 2.0		< 9.1		TO-15	02/26/13	10
Ethylbenzene	100-41-4	106	2.00	8.70	< 2.0		< 8.7		TO-15	02/26/13	10
1,1,2-Trichlorotrifluoroethane	76-13-1	187.4	2.00	15.0	< 2.0		< 15.		TO-15	02/26/13	10
Trichlorofluoromethane	75-69-4	137.4	2.00	11.0	< 2.0		< 11.		TO-15	02/26/13	10
Dichlorodifluoromethane	75-71-8	120.92	2.00	9.90	< 2.0		< 9.9		TO-15	02/26/13	10
1,2-Dichlorotetrafluoroethane	76-14-2	171	2.00	14.0	9.4		66.		TO-15	02/26/13	10
Hexachloro-1,3-butadiene	87-68-3	261	6.30	67.0	< 6.3		< 67.		TO-15	02/26/13	10
Methylene Chloride	75-09-2	84.9	2.00	6.90	< 2.0		< 6.9		TO-15	02/26/13	10
2-Propanol	67-63-0	60.1	12.5	31.0	< 13.		< 31.		TO-15	02/26/13	10
Styrene	100-42-5	104	2.00	8.50	< 2.0	J-	< 8.5	J-	TO-15	02/26/13	10
1,1,2,2-Tetrachloroethane	79-34-5	168	2.00	14.0	< 2.0		< 14.		TO-15	02/26/13	10
Tetrachloroethylene	127-18-4	166	2.00	14.0	27.		180		TO-15	02/26/13	10
Toluene	108-88-3	92.1	2.00	7.50	< 2.0		< 7.5		TO-15	02/26/13	10
1,2,4-Trichlorobenzene	120-82-1	181	6.30	47.0	< 6.3		< 47.		TO-15	02/26/13	10
1,1,1-Trichloroethane	71-55-6	133	2.00	11.0	< 2.0		< 11.		TO-15	02/26/13	10
1,1,2-Trichloroethane	79-00-5	133	2.00	11.0	< 2.0		< 11.		TO-15	02/26/13	10
Trichloroethylene	79-01-6	131	2.00	11.0	< 2.0		< 11.		TO-15	02/26/13	10
1,2,4-Trimethylbenzene	95-63-6	120	2.00	9.80	< 2.0		< 9.8		TO-15	02/26/13	10
1,3,5-Trimethylbenzene	108-67-8	120	2.00	9.80	< 2.0		< 9.8		TO-15	02/26/13	10
Vinyl chloride	75-01-4	62.5	2.00	5.10	< 2.0		< 5.1		TO-15	02/26/13	10
Xylenes, Total	1330-20-7	106.16	6.00	26.0	< 6.0		< 26.		TO-15	02/26/13	10
1,4-Bromofluorobenzene	460-00-4				96.6		% Rec.		TO-15	02/26/13	10

PGC ITSI Gilbane
04/13/2013

RDL1 = ppbv , RDL2 = ug/m3
Note:
Units are based on (STP) - Standard Temperature and Pressure
The reported analytical results relate only to the sample submitted.
This report shall not be reproduced, except in full, without the written approval from ESC.
.
Reported: 03/05/13 10:35 Revised: 03/11/13 13:49
L621695-02 (TO-15) - IS/SURR failed on lower dilution.

12065 Lebanon Rd.
Mt. Juliet, TN 37122
(615) 758-5858
1-800-767-5859
Fax (615) 758-5859

Tax I.D. 62-0814289

Est. 1970

REPORT OF ANALYSIS

Alison Jones
Clear Creek Associates-Tucson
221 N. Court Ave, Ste 101
Tucson, AZ 85701

March 11, 2013

ESC Sample # : L621695-03

Site ID :

Project # : 233005

Date Received : February 22, 2013
Description : BP LOU RI

Sample ID : WR-434A-B 250FT

Collected By : Victoria Hermosilla
Collection Date : 02/21/13 10:54

Parameter	Cas#	Mol Wght	RDL1	RDL2	ppbv		ug/m3		Method	Date	Dil.
Volatile Organics											
Benzene	71-43-2	78.1	4.00	13.0	15.	J-	48.	J-	TO-15	02/27/13	20
Bromomethane	74-83-9	94.9	4.00	16.0	< 4.0		< 16.		TO-15	02/27/13	20
Carbon tetrachloride	56-23-5	154	4.00	25.0	< 4.0		< 25.		TO-15	02/27/13	20
Chlorobenzene	108-90-7	113	4.00	18.0	< 4.0		< 18.		TO-15	02/27/13	20
Chloroethane	75-00-3	64.5	4.00	11.0	< 4.0		< 11.		TO-15	02/27/13	20
Chloroform	67-66-3	119	4.00	19.0	< 4.0		< 19.		TO-15	02/27/13	20
Chloromethane	74-87-3	50.5	4.00	8.30	< 4.0		< 8.3		TO-15	02/27/13	20
1,2-Dibromoethane	106-93-4	188	4.00	31.0	< 4.0		< 31.		TO-15	02/27/13	20
1,2-Dichlorobenzene	95-50-1	147	4.00	24.0	< 4.0		< 24.		TO-15	02/27/13	20
1,3-Dichlorobenzene	541-73-1	147	4.00	24.0	< 4.0		< 24.		TO-15	02/27/13	20
1,4-Dichlorobenzene	106-46-7	147	4.00	24.0	27.		160		TO-15	02/27/13	20
1,2-Dichloroethane	107-06-2	99	4.00	16.0	< 4.0		< 16.		TO-15	02/27/13	20
1,1-Dichloroethane	75-34-3	98	4.00	16.0	< 4.0		< 16.		TO-15	02/27/13	20
1,1-Dichloroethene	75-35-4	96.9	4.00	16.0	< 4.0		< 16.		TO-15	02/27/13	20
cis-1,2-Dichloroethene	156-59-2	96.9	40.0	160.	410		1600		TO-15	02/27/13	200
trans-1,2-Dichloroethene	156-60-5	96.9	4.00	16.0	4.3		17.		TO-15	02/27/13	20
1,2-Dichloropropane	78-87-5	113	4.00	18.0	< 4.0		< 18.		TO-15	02/27/13	20
cis-1,3-Dichloropropene	10061-01-5	111	4.00	18.0	< 4.0		< 18.		TO-15	02/27/13	20
trans-1,3-Dichloropropene	10061-02-6	111	4.00	18.0	< 4.0		< 18.		TO-15	02/27/13	20
Ethylbenzene	100-41-4	106	4.00	17.0	< 4.0		< 17.		TO-15	02/27/13	20
1,1,2-Trichlorotrifluoroethane	76-13-1	187.4	4.00	31.0	< 4.0		< 31.		TO-15	02/27/13	20
Trichlorofluoromethane	75-69-4	137.4	4.00	22.0	11.		62.		TO-15	02/27/13	20
Dichlorodifluoromethane	75-71-8	120.92	4.00	20.0	< 4.0		< 20.		TO-15	02/27/13	20
1,2-Dichlorotetrafluoroethane	76-14-2	171	4.00	28.0	61.		430		TO-15	02/27/13	20
Hexachloro-1,3-butadiene	87-68-3	261	12.6	130.	< 13.		< 130		TO-15	02/27/13	20
Methylene Chloride	75-09-2	84.9	4.00	14.0	21.		73.		TO-15	02/27/13	20
2-Propanol	67-63-0	60.1	25.0	61.0	< 25.		< 61.		TO-15	02/27/13	20
Styrene	100-42-5	104	4.00	17.0	< 4.0	J-	< 17.	J-	TO-15	02/27/13	20
1,1,2,2-Tetrachloroethane	79-34-5	168	4.00	27.0	< 4.0		< 27.		TO-15	02/27/13	20
Tetrachloroethylene	127-18-4	166	40.0	270.	600		4100		TO-15	02/27/13	200
Toluene	108-88-3	92.1	4.00	15.0	4.2		16.		TO-15	02/27/13	20
1,2,4-Trichlorobenzene	120-82-1	181	12.6	93.0	< 13.		< 93.		TO-15	02/27/13	20
1,1,1-Trichloroethane	71-55-6	133	4.00	22.0	< 4.0		< 22.		TO-15	02/27/13	20
1,1,2-Trichloroethane	79-00-5	133	4.00	22.0	< 4.0		< 22.		TO-15	02/27/13	20
Trichloroethylene	79-01-6	131	4.00	21.0	230		1200		TO-15	02/27/13	20
1,2,4-Trimethylbenzene	95-63-6	120	4.00	20.0	< 4.0		< 20.		TO-15	02/27/13	20
1,3,5-Trimethylbenzene	108-67-8	120	4.00	20.0	< 4.0		< 20.		TO-15	02/27/13	20
Vinyl chloride	75-01-4	62.5	4.00	10.0	< 4.0		< 10.		TO-15	02/27/13	20
Xylenes, Total	1330-20-7	106.16	12.0	52.0	< 12.		< 52.		TO-15	02/27/13	20
1,4-Bromofluorobenzene	460-00-4				98.21		% Rec.		TO-15	02/27/13	20

PGC ITSI Gilbane
04/13/2013

RDL1 = ppbv , RDL2 = ug/m3
Note:
Units are based on (STP) - Standard Temperature and Pressure
The reported analytical results relate only to the sample submitted.
This report shall not be reproduced, except in full, without the written approval from ESC.
.
Reported: 03/05/13 10:35 Revised: 03/11/13 13:49

12065 Lebanon Rd.
Mt. Juliet, TN 37122
(615) 758-5858
1-800-767-5859
Fax (615) 758-5859

Tax I.D. 62-0814289

Est. 1970

REPORT OF ANALYSIS

Alison Jones
Clear Creek Associates-Tucson
221 N. Court Ave, Ste 101
Tucson, AZ 85701

March 11, 2013

ESC Sample # : L621695-04

Site ID :

Project # : 233005

Date Received : February 22, 2013
Description : BP LOU RI

Sample ID : WR-434A-A 350FT

Collected By : Victoria Hermosilla
Collection Date : 02/21/13 11:38

Parameter	Cas#	Mol Wght	RDL1	RDL2	ppbv		ug/m3		Method	Date	Dil.
Volatile Organics											
Benzene	71-43-2	78.1	0.400	1.30	1.8	J-	5.7	J-	TO-15	02/26/13	2
Bromomethane	74-83-9	94.9	0.400	1.60	< 0.40		< 1.6		TO-15	02/26/13	2
Carbon tetrachloride	56-23-5	154	0.400	2.50	< 0.40		< 2.5		TO-15	02/26/13	2
Chlorobenzene	108-90-7	113	0.400	1.80	< 0.40		< 1.8		TO-15	02/26/13	2
Chloroethane	75-00-3	64.5	0.400	1.10	< 0.40		< 1.1		TO-15	02/26/13	2
Chloroform	67-66-3	119	0.400	1.90	11.		54.		TO-15	02/26/13	2
Chloromethane	74-87-3	50.5	0.400	0.830	< 0.40		< 0.83		TO-15	02/26/13	2
1,2-Dibromoethane	106-93-4	188	0.400	3.10	< 0.40		< 3.1		TO-15	02/26/13	2
1,2-Dichlorobenzene	95-50-1	147	0.400	2.40	< 0.40		< 2.4		TO-15	02/26/13	2
1,3-Dichlorobenzene	541-73-1	147	0.400	2.40	< 0.40		< 2.4		TO-15	02/26/13	2
1,4-Dichlorobenzene	106-46-7	147	0.400	2.40	1.5		9.0		TO-15	02/26/13	2
1,2-Dichloroethane	107-06-2	99	0.400	1.60	< 0.40		< 1.6		TO-15	02/26/13	2
1,1-Dichloroethane	75-34-3	98	0.400	1.60	1.6		6.4		TO-15	02/26/13	2
1,1-Dichloroethene	75-35-4	96.9	0.400	1.60	< 0.40		< 1.6		TO-15	02/26/13	2
cis-1,2-Dichloroethene	156-59-2	96.9	0.400	1.60	19.		75.		TO-15	02/26/13	2
trans-1,2-Dichloroethene	156-60-5	96.9	0.400	1.60	7.8		31.		TO-15	02/26/13	2
1,2-Dichloropropane	78-87-5	113	0.400	1.80	0.95		4.4		TO-15	02/26/13	2
cis-1,3-Dichloropropene	10061-01-5	111	0.400	1.80	< 0.40		< 1.8		TO-15	02/26/13	2
trans-1,3-Dichloropropene	10061-02-6	111	0.400	1.80	< 0.40		< 1.8		TO-15	02/26/13	2
Ethylbenzene	100-41-4	106	0.400	1.70	< 0.40		< 1.7		TO-15	02/26/13	2
1,1,2-Trichlorotrifluoroethane	76-13-1	187.4	0.400	3.10	< 0.40		< 3.1		TO-15	02/26/13	2
Trichlorofluoromethane	75-69-4	137.4	0.400	2.20	170		960		TO-15	02/26/13	2
Dichlorodifluoromethane	75-71-8	120.92	40.0	200.	2000		9900		TO-15	02/27/13	200
1,2-Dichlorotetrafluoroethane	76-14-2	171	40.0	280.	100		700		TO-15	02/27/13	200
Hexachloro-1,3-butadiene	87-68-3	261	1.26	13.0	< 1.3		< 13.		TO-15	02/26/13	2
Methylene Chloride	75-09-2	84.9	0.400	1.40	8.9		31.		TO-15	02/26/13	2
2-Propanol	67-63-0	60.1	2.50	6.10	8.1		20.		TO-15	02/26/13	2
Styrene	100-42-5	104	0.400	1.70	0.41	J-	1.7	J-	TO-15	02/26/13	2
1,1,2,2-Tetrachloroethane	79-34-5	168	0.400	2.70	< 0.40		< 2.7		TO-15	02/26/13	2
Tetrachloroethylene	127-18-4	166	40.0	270.	1200		8100		TO-15	02/27/13	200
Toluene	108-88-3	92.1	0.400	1.50	2.5		9.4		TO-15	02/26/13	2
1,2,4-Trichlorobenzene	120-82-1	181	1.26	9.30	< 1.3		< 9.3		TO-15	02/26/13	2
1,1,1-Trichloroethane	71-55-6	133	0.400	2.20	< 0.40		< 2.2		TO-15	02/26/13	2
1,1,2-Trichloroethane	79-00-5	133	0.400	2.20	< 0.40		< 2.2		TO-15	02/26/13	2
Trichloroethylene	79-01-6	131	40.0	210.	100		540		TO-15	02/27/13	200
1,2,4-Trimethylbenzene	95-63-6	120	0.400	2.00	< 0.40		< 2.0		TO-15	02/26/13	2
1,3,5-Trimethylbenzene	108-67-8	120	0.400	2.00	< 0.40		< 2.0		TO-15	02/26/13	2
Vinyl chloride	75-01-4	62.5	0.400	1.00	1.3		3.3		TO-15	02/26/13	2
Xylenes, Total	1330-20-7	106.16	1.20	5.20	< 1.2		< 5.2		TO-15	02/26/13	2
1,4-Bromofluorobenzene	460-00-4				108.3		% Rec.		TO-15	02/26/13	2

PGC ITSI Gilbane
04/13/2013

RDL1 = ppbv , RDL2 = ug/m3
Note:
Units are based on (STP) - Standard Temperature and Pressure
The reported analytical results relate only to the sample submitted.
This report shall not be reproduced, except in full, without the written approval from ESC.
.
Reported: 03/05/13 10:35 Revised: 03/11/13 13:49

12065 Lebanon Rd.
Mt. Juliet, TN 37122
(615) 758-5858
1-800-767-5859
Fax (615) 758-5859

Tax I.D. 62-0814289

Est. 1970

REPORT OF ANALYSIS

Alison Jones
Clear Creek Associates-Tucson
221 N. Court Ave, Ste 101
Tucson, AZ 85701

March 11, 2013

ESC Sample # : L621695-05

Site ID :

Project # : 233005

Date Received : February 22, 2013
Description : BP LOU RI

Sample ID : MW-5

Collected By : Victoria Hermosilla
Collection Date : 02/21/13 14:21

Parameter	Cas#	Mol Wght	RDL1	RDL2	ppbv		ug/m3		Method	Date	Dil.
Volatile Organics											
Benzene	71-43-2	78.1	2.00	6.40	5.4	J-	17.	J-	TO-15	02/27/13	10
Bromomethane	74-83-9	94.9	2.00	7.80	< 2.0		< 7.8		TO-15	02/27/13	10
Carbon tetrachloride	56-23-5	154	2.00	13.0	< 2.0		< 13.		TO-15	02/27/13	10
Chlorobenzene	108-90-7	113	2.00	9.20	< 2.0		< 9.2		TO-15	02/27/13	10
Chloroethane	75-00-3	64.5	2.00	5.30	< 2.0		< 5.3		TO-15	02/27/13	10
Chloroform	67-66-3	119	2.00	9.70	< 2.0		< 9.7		TO-15	02/27/13	10
Chloromethane	74-87-3	50.5	2.00	4.10	< 2.0		< 4.1		TO-15	02/27/13	10
1,2-Dibromoethane	106-93-4	188	2.00	15.0	< 2.0		< 15.		TO-15	02/27/13	10
1,2-Dichlorobenzene	95-50-1	147	2.00	12.0	< 2.0		< 12.		TO-15	02/27/13	10
1,3-Dichlorobenzene	541-73-1	147	2.00	12.0	< 2.0		< 12.		TO-15	02/27/13	10
1,4-Dichlorobenzene	106-46-7	147	2.00	12.0	< 2.0		< 12.		TO-15	02/27/13	10
1,2-Dichloroethane	107-06-2	99	2.00	8.10	< 2.0		< 8.1		TO-15	02/27/13	10
1,1-Dichloroethane	75-34-3	98	2.00	8.00	< 2.0		< 8.0		TO-15	02/27/13	10
1,1-Dichloroethene	75-35-4	96.9	2.00	7.90	< 2.0		< 7.9		TO-15	02/27/13	10
cis-1,2-Dichloroethene	156-59-2	96.9	2.00	7.90	< 2.0		< 7.9		TO-15	02/27/13	10
trans-1,2-Dichloroethene	156-60-5	96.9	2.00	7.90	< 2.0		< 7.9		TO-15	02/27/13	10
1,2-Dichloropropane	78-87-5	113	2.00	9.20	< 2.0		< 9.2		TO-15	02/27/13	10
cis-1,3-Dichloropropene	10061-01-5	111	2.00	9.10	< 2.0		< 9.1		TO-15	02/27/13	10
trans-1,3-Dichloropropene	10061-02-6	111	2.00	9.10	< 2.0		< 9.1		TO-15	02/27/13	10
Ethylbenzene	100-41-4	106	2.00	8.70	2.4		10.		TO-15	02/27/13	10
1,1,2-Trichlorotrifluoroethane	76-13-1	187.4	2.00	15.0	< 2.0		< 15.		TO-15	02/27/13	10
Trichlorofluoromethane	75-69-4	137.4	2.00	11.0	< 2.0		< 11.		TO-15	02/27/13	10
Dichlorodifluoromethane	75-71-8	120.92	2.00	9.90	4.0		20.		TO-15	02/27/13	10
1,2-Dichlorotetrafluoroethane	76-14-2	171	2.00	14.0	16.		110		TO-15	02/27/13	10
Hexachloro-1,3-butadiene	87-68-3	261	6.30	67.0	< 6.3		< 67.		TO-15	02/27/13	10
Methylene Chloride	75-09-2	84.9	2.00	6.90	< 2.0		< 6.9		TO-15	02/27/13	10
2-Propanol	67-63-0	60.1	12.5	31.0	< 13.		< 31.		TO-15	02/27/13	10
Styrene	100-42-5	104	2.00	8.50	< 2.0	J-	< 8.5	J-	TO-15	02/27/13	10
1,1,2,2-Tetrachloroethane	79-34-5	168	2.00	14.0	< 2.0		< 14.		TO-15	02/27/13	10
Tetrachloroethylene	127-18-4	166	2.00	14.0	4.6		31.		TO-15	02/27/13	10
Toluene	108-88-3	92.1	2.00	7.50	< 2.0		< 7.5		TO-15	02/27/13	10
1,2,4-Trichlorobenzene	120-82-1	181	6.30	47.0	< 6.3		< 47.		TO-15	02/27/13	10
1,1,1-Trichloroethane	71-55-6	133	2.00	11.0	< 2.0		< 11.		TO-15	02/27/13	10
1,1,2-Trichloroethane	79-00-5	133	2.00	11.0	< 2.0		< 11.		TO-15	02/27/13	10
Trichloroethylene	79-01-6	131	2.00	11.0	< 2.0		< 11.		TO-15	02/27/13	10
1,2,4-Trimethylbenzene	95-63-6	120	2.00	9.80	< 2.0		< 9.8		TO-15	02/27/13	10
1,3,5-Trimethylbenzene	108-67-8	120	2.00	9.80	< 2.0		< 9.8		TO-15	02/27/13	10
Vinyl chloride	75-01-4	62.5	2.00	5.10	< 2.0		< 5.1		TO-15	02/27/13	10
Xylenes, Total	1330-20-7	106.16	6.00	26.0	< 6.0		< 26.		TO-15	02/27/13	10
1,4-Bromofluorobenzene	460-00-4				99.29		% Rec.		TO-15	02/27/13	10

PGC ITSI Gilbane
04/13/2013

RDL1 = ppbv , RDL2 = ug/m3
Note:
Units are based on (STP) - Standard Temperature and Pressure
The reported analytical results relate only to the sample submitted.
This report shall not be reproduced, except in full, without the written approval from ESC.
.
Reported: 03/05/13 10:35 Revised: 03/11/13 13:49
L621695-05 (TO-15) - IS/SURR failed on lower dilution.

12065 Lebanon Rd.
Mt. Juliet, TN 37122
(615) 758-5858
1-800-767-5859
Fax (615) 758-5859

Tax I.D. 62-0814289

Est. 1970

REPORT OF ANALYSIS

Alison Jones
Clear Creek Associates-Tucson
221 N. Court Ave, Ste 101
Tucson, AZ 85701

March 11, 2013

ESC Sample # : L621695-06

Site ID :

Project # : 233005

Date Received : February 22, 2013
Description : BP LOU RI

Sample ID : MW-6

Collected By : Victoria Hermosilla
Collection Date : 02/21/13 15:21

Parameter	Cas#	Mol Wght	RDL1	RDL2	ppbv		ug/m3		Method	Date	Dil.
Volatile Organics											
Benzene	71-43-2	78.1	0.400	1.30	< 0.40	J-	< 1.3	J-	TO-15	02/27/13	2
Bromomethane	74-83-9	94.9	0.400	1.60	< 0.40		< 1.6		TO-15	02/27/13	2
Carbon tetrachloride	56-23-5	154	0.400	2.50	< 0.40		< 2.5		TO-15	02/27/13	2
Chlorobenzene	108-90-7	113	0.400	1.80	< 0.40		< 1.8		TO-15	02/27/13	2
Chloroethane	75-00-3	64.5	0.400	1.10	< 0.40		< 1.1		TO-15	02/27/13	2
Chloroform	67-66-3	119	0.400	1.90	0.46		2.2		TO-15	02/27/13	2
Chloromethane	74-87-3	50.5	0.400	0.830	< 0.40		< 0.83		TO-15	02/27/13	2
1,2-Dibromoethane	106-93-4	188	0.400	3.10	< 0.40		< 3.1		TO-15	02/27/13	2
1,2-Dichlorobenzene	95-50-1	147	0.400	2.40	< 0.40		< 2.4		TO-15	02/27/13	2
1,3-Dichlorobenzene	541-73-1	147	0.400	2.40	< 0.40		< 2.4		TO-15	02/27/13	2
1,4-Dichlorobenzene	106-46-7	147	0.400	2.40	< 0.40		< 2.4		TO-15	02/27/13	2
1,2-Dichloroethane	107-06-2	99	0.400	1.60	< 0.40		< 1.6		TO-15	02/27/13	2
1,1-Dichloroethane	75-34-3	98	0.400	1.60	< 0.40		< 1.6		TO-15	02/27/13	2
1,1-Dichloroethene	75-35-4	96.9	0.400	1.60	< 0.40		< 1.6		TO-15	02/27/13	2
cis-1,2-Dichloroethene	156-59-2	96.9	0.400	1.60	< 0.40		< 1.6		TO-15	02/27/13	2
trans-1,2-Dichloroethene	156-60-5	96.9	0.400	1.60	< 0.40		< 1.6		TO-15	02/27/13	2
1,2-Dichloropropane	78-87-5	113	0.400	1.80	< 0.40		< 1.8		TO-15	02/27/13	2
cis-1,3-Dichloropropene	10061-01-5	111	0.400	1.80	< 0.40		< 1.8		TO-15	02/27/13	2
trans-1,3-Dichloropropene	10061-02-6	111	0.400	1.80	< 0.40		< 1.8		TO-15	02/27/13	2
Ethylbenzene	100-41-4	106	0.400	1.70	< 0.40		< 1.7		TO-15	02/27/13	2
1,1,2-Trichlorotrifluoroethane	76-13-1	187.4	0.400	3.10	< 0.40		< 3.1		TO-15	02/27/13	2
Trichlorofluoromethane	75-69-4	137.4	0.400	2.20	< 0.40		< 2.2		TO-15	02/27/13	2
Dichlorodifluoromethane	75-71-8	120.92	0.400	2.00	< 0.40		< 2.0		TO-15	02/27/13	2
1,2-Dichlorotetrafluoroethane	76-14-2	171	0.400	2.80	< 0.40		< 2.8		TO-15	02/27/13	2
Hexachloro-1,3-butadiene	87-68-3	261	1.26	13.0	< 1.3		< 13.		TO-15	02/27/13	2
Methylene Chloride	75-09-2	84.9	0.400	1.40	1.2		4.2		TO-15	02/27/13	2
2-Propanol	67-63-0	60.1	2.50	6.10	4.1		10.		TO-15	02/27/13	2
Styrene	100-42-5	104	0.400	1.70	< 0.40	J-	< 1.7	J-	TO-15	02/27/13	2
1,1,2,2-Tetrachloroethane	79-34-5	168	0.400	2.70	< 0.40		< 2.7		TO-15	02/27/13	2
Tetrachloroethylene	127-18-4	166	0.400	2.70	< 0.40		< 2.7		TO-15	02/27/13	2
Toluene	108-88-3	92.1	0.400	1.50	0.48		1.8		TO-15	02/27/13	2
1,2,4-Trichlorobenzene	120-82-1	181	1.26	9.30	< 1.3		< 9.3		TO-15	02/27/13	2
1,1,1-Trichloroethane	71-55-6	133	0.400	2.20	< 0.40		< 2.2		TO-15	02/27/13	2
1,1,2-Trichloroethane	79-00-5	133	0.400	2.20	< 0.40		< 2.2		TO-15	02/27/13	2
Trichloroethylene	79-01-6	131	0.400	2.10	< 0.40		< 2.1		TO-15	02/27/13	2
1,2,4-Trimethylbenzene	95-63-6	120	0.400	2.00	< 0.40		< 2.0		TO-15	02/27/13	2
1,3,5-Trimethylbenzene	108-67-8	120	0.400	2.00	< 0.40		< 2.0		TO-15	02/27/13	2
Vinyl chloride	75-01-4	62.5	0.400	1.00	< 0.40		< 1.0		TO-15	02/27/13	2
Xylenes, Total	1330-20-7	106.16	1.20	5.20	< 1.2		< 5.2		TO-15	02/27/13	2
1,4-Bromofluorobenzene	460-00-4				89.24		% Rec.		TO-15	02/27/13	2

PGC ITSI Gilbane
04/13/2013

RDL1 = ppbv , RDL2 = ug/m3
Note:
Units are based on (STP) - Standard Temperature and Pressure
The reported analytical results relate only to the sample submitted.
This report shall not be reproduced, except in full, without the written approval from ESC.
.
Reported: 03/05/13 10:35 Revised: 03/11/13 13:49

12065 Lebanon Rd.
Mt. Juliet, TN 37122
(615) 758-5858
1-800-767-5859
Fax (615) 758-5859

Tax I.D. 62-0814289

Est. 1970

REPORT OF ANALYSIS

Alison Jones
Clear Creek Associates-Tucson
221 N. Court Ave, Ste 101
Tucson, AZ 85701

March 11, 2013

ESC Sample # : L621998-01

Site ID :

Project # : 233005

Date Received : February 26, 2013
Description : Broadway Pantano Project

Sample ID : BSDP-4-150

Collected By : Victoria Hermosilla
Collection Date : 02/25/13 12:59

Parameter	Cas#	Mol Wght	RDL1	RDL2	ppbv		ug/m3		Method	Date	Dil.
Volatile Organics											
Benzene	71-43-2	78.1	0.400	1.30	0.68	J-	2.2	J-	TO-15	02/27/13	2
Bromomethane	74-83-9	94.9	0.400	1.60	< 0.40		< 1.6		TO-15	02/27/13	2
Carbon tetrachloride	56-23-5	154	0.400	2.50	< 0.40		< 2.5		TO-15	02/27/13	2
Chlorobenzene	108-90-7	113	0.400	1.80	< 0.40		< 1.8		TO-15	02/27/13	2
Chloroethane	75-00-3	64.5	0.400	1.10	< 0.40		< 1.1		TO-15	02/27/13	2
Chloroform	67-66-3	119	0.400	1.90	< 0.40		< 1.9		TO-15	02/27/13	2
Chloromethane	74-87-3	50.5	0.400	0.830	< 0.40		< 0.83		TO-15	02/27/13	2
1,2-Dibromoethane	106-93-4	188	0.400	3.10	< 0.40		< 3.1		TO-15	02/27/13	2
1,2-Dichlorobenzene	95-50-1	147	0.400	2.40	< 0.40		< 2.4		TO-15	02/27/13	2
1,3-Dichlorobenzene	541-73-1	147	0.400	2.40	< 0.40		< 2.4		TO-15	02/27/13	2
1,4-Dichlorobenzene	106-46-7	147	0.400	2.40	< 0.40		< 2.4		TO-15	02/27/13	2
1,2-Dichloroethane	107-06-2	99	0.400	1.60	< 0.40		< 1.6		TO-15	02/27/13	2
1,1-Dichloroethane	75-34-3	98	0.400	1.60	< 0.40		< 1.6		TO-15	02/27/13	2
1,1-Dichloroethene	75-35-4	96.9	0.400	1.60	< 0.40		< 1.6		TO-15	02/27/13	2
cis-1,2-Dichloroethene	156-59-2	96.9	0.400	1.60	0.87		3.4		TO-15	02/27/13	2
trans-1,2-Dichloroethene	156-60-5	96.9	0.400	1.60	< 0.40		< 1.6		TO-15	02/27/13	2
1,2-Dichloropropane	78-87-5	113	0.400	1.80	< 0.40		< 1.8		TO-15	02/27/13	2
cis-1,3-Dichloropropene	10061-01-5	111	0.400	1.80	< 0.40		< 1.8		TO-15	02/27/13	2
trans-1,3-Dichloropropene	10061-02-6	111	0.400	1.80	< 0.40		< 1.8		TO-15	02/27/13	2
Ethylbenzene	100-41-4	106	0.400	1.70	0.71		3.1		TO-15	02/27/13	2
1,1,2-Trichlorotrifluoroethane	76-13-1	187.4	0.400	3.10	< 0.40		< 3.1		TO-15	02/27/13	2
Trichlorofluoromethane	75-69-4	137.4	0.400	2.20	0.92		5.2		TO-15	02/27/13	2
Dichlorodifluoromethane	75-71-8	120.92	0.400	2.00	21.		100		TO-15	02/27/13	2
1,2-Dichlorotetrafluoroethane	76-14-2	171	0.400	2.80	1.1		7.7		TO-15	02/27/13	2
Hexachloro-1,3-butadiene	87-68-3	261	1.26	13.0	< 1.3		< 13.		TO-15	02/27/13	2
Methylene Chloride	75-09-2	84.9	0.400	1.40	0.64		2.2		TO-15	02/27/13	2
2-Propanol	67-63-0	60.1	2.50	6.10	23.		57.		TO-15	02/27/13	2
Styrene	100-42-5	104	0.400	1.70	1.1	J-	4.7	J-	TO-15	02/27/13	2
1,1,2,2-Tetrachloroethane	79-34-5	168	0.400	2.70	< 0.40		< 2.7		TO-15	02/27/13	2
Tetrachloroethylene	127-18-4	166	0.400	2.70	15.		100		TO-15	02/27/13	2
Toluene	108-88-3	92.1	0.400	1.50	1.8		6.8		TO-15	02/27/13	2
1,2,4-Trichlorobenzene	120-82-1	181	1.26	9.30	< 1.3		< 9.3		TO-15	02/27/13	2
1,1,1-Trichloroethane	71-55-6	133	0.400	2.20	< 0.40		< 2.2		TO-15	02/27/13	2
1,1,2-Trichloroethane	79-00-5	133	0.400	2.20	< 0.40		< 2.2		TO-15	02/27/13	2
Trichloroethylene	79-01-6	131	0.400	2.10	3.1		17.		TO-15	02/27/13	2
1,2,4-Trimethylbenzene	95-63-6	120	0.400	2.00	0.58		2.8		TO-15	02/27/13	2
1,3,5-Trimethylbenzene	108-67-8	120	0.400	2.00	< 0.40		< 2.0		TO-15	02/27/13	2
Vinyl chloride	75-01-4	62.5	0.400	1.00	< 0.40		< 1.0		TO-15	02/27/13	2
Xylenes, Total	1330-20-7	106.16	1.20	5.20	2.8		12.		TO-15	02/27/13	2
1,4-Bromofluorobenzene	460-00-4				105.77		% Rec.		TO-15	02/27/13	2

PGC ITSI Gilbane
04/13/2013

RDL1 = ppbv , RDL2 = ug/m3
Note:
Units are based on (STP) - Standard Temperature and Pressure
The reported analytical results relate only to the sample submitted.
This report shall not be reproduced, except in full, without the written approval from ESC.
.
Reported: 03/11/13 12:38 Printed: 03/11/13 13:49

12065 Lebanon Rd.
Mt. Juliet, TN 37122
(615) 758-5858
1-800-767-5859
Fax (615) 758-5859

Tax I.D. 62-0814289

Est. 1970

REPORT OF ANALYSIS

Alison Jones
Clear Creek Associates-Tucson
221 N. Court Ave, Ste 101
Tucson, AZ 85701

March 11, 2013

ESC Sample # : L621998-02

Site ID :

Project # : 233005

Date Received : February 26, 2013
Description : Broadway Pantano Project

Sample ID : BP-23-200

Collected By : Victoria Hermosilla
Collection Date : 02/25/13 13:32

Parameter	Cas#	Mol Wght	RDL1	RDL2	ppbv		ug/m3		Method	Date	Dil.
Volatile Organics											
Benzene	71-43-2	78.1	0.400	1.30	0.57	J-	1.8	J-	TO-15	02/27/13	2
Bromomethane	74-83-9	94.9	0.400	1.60	< 0.40		< 1.6		TO-15	02/27/13	2
Carbon tetrachloride	56-23-5	154	0.400	2.50	< 0.40		< 2.5		TO-15	02/27/13	2
Chlorobenzene	108-90-7	113	0.400	1.80	< 0.40		< 1.8		TO-15	02/27/13	2
Chloroethane	75-00-3	64.5	0.400	1.10	< 0.40		< 1.1		TO-15	02/27/13	2
Chloroform	67-66-3	119	0.400	1.90	0.54		2.6		TO-15	02/27/13	2
Chloromethane	74-87-3	50.5	0.400	0.830	1.3		2.7		TO-15	02/27/13	2
1,2-Dibromoethane	106-93-4	188	0.400	3.10	< 0.40		< 3.1		TO-15	02/27/13	2
1,2-Dichlorobenzene	95-50-1	147	0.400	2.40	< 0.40		< 2.4		TO-15	02/27/13	2
1,3-Dichlorobenzene	541-73-1	147	0.400	2.40	< 0.40		< 2.4		TO-15	02/27/13	2
1,4-Dichlorobenzene	106-46-7	147	0.400	2.40	< 0.40		< 2.4		TO-15	02/27/13	2
1,2-Dichloroethane	107-06-2	99	0.400	1.60	< 0.40		< 1.6		TO-15	02/27/13	2
1,1-Dichloroethane	75-34-3	98	0.400	1.60	< 0.40		< 1.6		TO-15	02/27/13	2
1,1-Dichloroethene	75-35-4	96.9	0.400	1.60	< 0.40		< 1.6		TO-15	02/27/13	2
cis-1,2-Dichloroethene	156-59-2	96.9	0.400	1.60	< 0.40		< 1.6		TO-15	02/27/13	2
trans-1,2-Dichloroethene	156-60-5	96.9	0.400	1.60	< 0.40		< 1.6		TO-15	02/27/13	2
1,2-Dichloropropane	78-87-5	113	0.400	1.80	< 0.40		< 1.8		TO-15	02/27/13	2
cis-1,3-Dichloropropene	10061-01-5	111	0.400	1.80	< 0.40		< 1.8		TO-15	02/27/13	2
trans-1,3-Dichloropropene	10061-02-6	111	0.400	1.80	< 0.40		< 1.8		TO-15	02/27/13	2
Ethylbenzene	100-41-4	106	0.400	1.70	0.55		2.4		TO-15	02/27/13	2
1,1,2-Trichlorotrifluoroethane	76-13-1	187.4	0.400	3.10	< 0.40		< 3.1		TO-15	02/27/13	2
Trichlorofluoromethane	75-69-4	137.4	0.400	2.20	< 0.40		< 2.2		TO-15	02/27/13	2
Dichlorodifluoromethane	75-71-8	120.92	0.400	2.00	0.60		3.0		TO-15	02/27/13	2
1,2-Dichlorotetrafluoroethane	76-14-2	171	0.400	2.80	< 0.40		< 2.8		TO-15	02/27/13	2
Hexachloro-1,3-butadiene	87-68-3	261	1.26	13.0	< 1.3		< 13.		TO-15	02/27/13	2
Methylene Chloride	75-09-2	84.9	0.400	1.40	0.86		3.0		TO-15	02/27/13	2
2-Propanol	67-63-0	60.1	2.50	6.10	4.3		11.		TO-15	02/27/13	2
Styrene	100-42-5	104	0.400	1.70	0.70	J-	3.0	J-	TO-15	02/27/13	2
1,1,2,2-Tetrachloroethane	79-34-5	168	0.400	2.70	< 0.40		< 2.7		TO-15	02/27/13	2
Tetrachloroethylene	127-18-4	166	0.400	2.70	0.55		3.7		TO-15	02/27/13	2
Toluene	108-88-3	92.1	0.400	1.50	1.4		5.3		TO-15	02/27/13	2
1,2,4-Trichlorobenzene	120-82-1	181	1.26	9.30	< 1.3		< 9.3		TO-15	02/27/13	2
1,1,1-Trichloroethane	71-55-6	133	0.400	2.20	< 0.40		< 2.2		TO-15	02/27/13	2
1,1,2-Trichloroethane	79-00-5	133	0.400	2.20	< 0.40		< 2.2		TO-15	02/27/13	2
Trichloroethylene	79-01-6	131	0.400	2.10	< 0.40		< 2.1		TO-15	02/27/13	2
1,2,4-Trimethylbenzene	95-63-6	120	0.400	2.00	< 0.40		< 2.0		TO-15	02/27/13	2
1,3,5-Trimethylbenzene	108-67-8	120	0.400	2.00	< 0.40		< 2.0		TO-15	02/27/13	2
Vinyl chloride	75-01-4	62.5	0.400	1.00	< 0.40		< 1.0		TO-15	02/27/13	2
Xylenes, Total	1330-20-7	106.16	1.20	5.20	1.9		8.2		TO-15	02/27/13	2
1,4-Bromofluorobenzene	460-00-4				95.04		% Rec.		TO-15	02/27/13	2

PGC ITSI Gilbane
04/13/2013

RDL1 = ppbv , RDL2 = ug/m3
Note:
Units are based on (STP) - Standard Temperature and Pressure
The reported analytical results relate only to the sample submitted.
This report shall not be reproduced, except in full, without the written approval from ESC.
.
Reported: 03/11/13 12:38 Printed: 03/11/13 13:49

12065 Lebanon Rd.
Mt. Juliet, TN 37122
(615) 758-5858
1-800-767-5859
Fax (615) 758-5859

Tax I.D. 62-0814289

Est. 1970

REPORT OF ANALYSIS

Alison Jones
Clear Creek Associates-Tucson
221 N. Court Ave, Ste 101
Tucson, AZ 85701

March 11, 2013

ESC Sample # : L621998-03

Site ID :

Project # : 233005

Date Received : February 26, 2013
Description : Broadway Pantano Project

Sample ID : BSDP-4-50

Collected By : Victoria Hermosilla
Collection Date : 02/25/13 11:54

Parameter	Cas#	Mol Wght	RDL1	RDL2	ppbv		ug/m3		Method	Date	Dil.
Volatile Organics											
Benzene	71-43-2	78.1	0.400	1.30	4.4	J-	14.	J-	TO-15	02/27/13	2
Bromomethane	74-83-9	94.9	0.400	1.60	< 0.40		< 1.6		TO-15	02/27/13	2
Carbon tetrachloride	56-23-5	154	0.400	2.50	< 0.40		< 2.5		TO-15	02/27/13	2
Chlorobenzene	108-90-7	113	0.400	1.80	< 0.40		< 1.8		TO-15	02/27/13	2
Chloroethane	75-00-3	64.5	0.400	1.10	< 0.40		< 1.1		TO-15	02/27/13	2
Chloroform	67-66-3	119	0.400	1.90	1.3		6.3		TO-15	02/27/13	2
Chloromethane	74-87-3	50.5	0.400	0.830	< 0.40		< 0.83		TO-15	02/27/13	2
1,2-Dibromoethane	106-93-4	188	0.400	3.10	< 0.40		< 3.1		TO-15	02/27/13	2
1,2-Dichlorobenzene	95-50-1	147	0.400	2.40	< 0.40		< 2.4		TO-15	02/27/13	2
1,3-Dichlorobenzene	541-73-1	147	0.400	2.40	< 0.40		< 2.4		TO-15	02/27/13	2
1,4-Dichlorobenzene	106-46-7	147	0.400	2.40	1.0		6.0		TO-15	02/27/13	2
1,2-Dichloroethane	107-06-2	99	0.400	1.60	< 0.40		< 1.6		TO-15	02/27/13	2
1,1-Dichloroethane	75-34-3	98	0.400	1.60	< 0.40		< 1.6		TO-15	02/27/13	2
1,1-Dichloroethene	75-35-4	96.9	0.400	1.60	0.43		1.7		TO-15	02/27/13	2
cis-1,2-Dichloroethene	156-59-2	96.9	0.400	1.60	26.		100		TO-15	02/27/13	2
trans-1,2-Dichloroethene	156-60-5	96.9	0.400	1.60	2.5		9.9		TO-15	02/27/13	2
1,2-Dichloropropane	78-87-5	113	0.400	1.80	2.0		9.2		TO-15	02/27/13	2
cis-1,3-Dichloropropene	10061-01-5	111	0.400	1.80	< 0.40		< 1.8		TO-15	02/27/13	2
trans-1,3-Dichloropropene	10061-02-6	111	0.400	1.80	< 0.40		< 1.8		TO-15	02/27/13	2
Ethylbenzene	100-41-4	106	0.400	1.70	0.68		2.9		TO-15	02/27/13	2
1,1,2-Trichlorotrifluoroethane	76-13-1	187.4	0.400	3.10	< 0.40		< 3.1		TO-15	02/27/13	2
Trichlorofluoromethane	75-69-4	137.4	0.400	2.20	3.0		17.		TO-15	02/27/13	2
Dichlorodifluoromethane	75-71-8	120.92	4.00	20.0	79.		390		TO-15	03/04/13	20
1,2-Dichlorotetrafluoroethane	76-14-2	171	0.400	2.80	7.0		49.		TO-15	02/27/13	2
Hexachloro-1,3-butadiene	87-68-3	261	1.26	13.0	< 1.3		< 13.		TO-15	02/27/13	2
Methylene Chloride	75-09-2	84.9	0.400	1.40	12.		42.		TO-15	02/27/13	2
2-Propanol	67-63-0	60.1	2.50	6.10	16.		39.		TO-15	02/27/13	2
Styrene	100-42-5	104	0.400	1.70	0.82	J-	3.5	J-	TO-15	02/27/13	2
1,1,2,2-Tetrachloroethane	79-34-5	168	0.400	2.70	< 0.40		< 2.7		TO-15	02/27/13	2
Tetrachloroethylene	127-18-4	166	4.00	27.0	77.		520		TO-15	03/04/13	20
Toluene	108-88-3	92.1	0.400	1.50	1.7		6.4		TO-15	02/27/13	2
1,2,4-Trichlorobenzene	120-82-1	181	1.26	9.30	< 1.3		< 9.3		TO-15	02/27/13	2
1,1,1-Trichloroethane	71-55-6	133	0.400	2.20	< 0.40		< 2.2		TO-15	02/27/13	2
1,1,2-Trichloroethane	79-00-5	133	0.400	2.20	< 0.40		< 2.2		TO-15	02/27/13	2
Trichloroethylene	79-01-6	131	0.400	2.10	32.		170		TO-15	02/27/13	2
1,2,4-Trimethylbenzene	95-63-6	120	0.400	2.00	1.0		4.9		TO-15	02/27/13	2
1,3,5-Trimethylbenzene	108-67-8	120	0.400	2.00	0.62		3.0		TO-15	02/27/13	2
Vinyl chloride	75-01-4	62.5	0.400	1.00	1.8		4.6		TO-15	02/27/13	2
Xylenes, Total	1330-20-7	106.16	1.20	5.20	3.4		15.		TO-15	02/27/13	2
1,4-Bromofluorobenzene	460-00-4				116.34		% Rec.		TO-15	02/27/13	2

PGC ITSI Gilbane
04/13/2013

RDL1 = ppbv , RDL2 = ug/m3
Note:
Units are based on (STP) - Standard Temperature and Pressure
The reported analytical results relate only to the sample submitted.
This report shall not be reproduced, except in full, without the written approval from ESC.
.
Reported: 03/11/13 12:38 Printed: 03/11/13 13:49

12065 Lebanon Rd.
Mt. Juliet, TN 37122
(615) 758-5858
1-800-767-5859
Fax (615) 758-5859

Tax I.D. 62-0814289

Est. 1970

REPORT OF ANALYSIS

Alison Jones
Clear Creek Associates-Tucson
221 N. Court Ave, Ste 101
Tucson, AZ 85701

March 11, 2013

ESC Sample # : L621998-04

Site ID :

Project # : 233005

Date Received : February 26, 2013
Description : Broadway Pantano Project

Sample ID : BSDP-2-100

Collected By : Victoria Hermosilla
Collection Date : 02/25/13 15:39

Parameter	Cas#	Mol Wght	RDL1	RDL2	ppbv		ug/m3		Method	Date	Dil.
Volatile Organics											
Benzene	71-43-2	78.1	0.400	1.30	1.9	J-	6.1	J-	TO-15	02/27/13	2
Bromomethane	74-83-9	94.9	0.400	1.60	< 0.40		< 1.6		TO-15	02/27/13	2
Carbon tetrachloride	56-23-5	154	0.400	2.50	< 0.40		< 2.5		TO-15	02/27/13	2
Chlorobenzene	108-90-7	113	0.400	1.80	< 0.40		< 1.8		TO-15	02/27/13	2
Chloroethane	75-00-3	64.5	0.400	1.10	< 0.40		< 1.1		TO-15	02/27/13	2
Chloroform	67-66-3	119	0.400	1.90	< 0.40		< 1.9		TO-15	02/27/13	2
Chloromethane	74-87-3	50.5	0.400	0.830	1.3		2.7		TO-15	02/27/13	2
1,2-Dibromoethane	106-93-4	188	0.400	3.10	< 0.40		< 3.1		TO-15	02/27/13	2
1,2-Dichlorobenzene	95-50-1	147	0.400	2.40	< 0.40		< 2.4		TO-15	02/27/13	2
1,3-Dichlorobenzene	541-73-1	147	0.400	2.40	< 0.40		< 2.4		TO-15	02/27/13	2
1,4-Dichlorobenzene	106-46-7	147	0.400	2.40	< 0.40		< 2.4		TO-15	02/27/13	2
1,2-Dichloroethane	107-06-2	99	0.400	1.60	< 0.40		< 1.6		TO-15	02/27/13	2
1,1-Dichloroethane	75-34-3	98	0.400	1.60	< 0.40		< 1.6		TO-15	02/27/13	2
1,1-Dichloroethene	75-35-4	96.9	0.400	1.60	< 0.40		< 1.6		TO-15	02/27/13	2
cis-1,2-Dichloroethene	156-59-2	96.9	0.400	1.60	20.		79.		TO-15	02/27/13	2
trans-1,2-Dichloroethene	156-60-5	96.9	0.400	1.60	1.1		4.4		TO-15	02/27/13	2
1,2-Dichloropropane	78-87-5	113	0.400	1.80	0.44		2.0		TO-15	02/27/13	2
cis-1,3-Dichloropropene	10061-01-5	111	0.400	1.80	< 0.40		< 1.8		TO-15	02/27/13	2
trans-1,3-Dichloropropene	10061-02-6	111	0.400	1.80	< 0.40		< 1.8		TO-15	02/27/13	2
Ethylbenzene	100-41-4	106	0.400	1.70	< 0.40		< 1.7		TO-15	02/27/13	2
1,1,2-Trichlorotrifluoroethane	76-13-1	187.4	0.400	3.10	< 0.40		< 3.1		TO-15	02/27/13	2
Trichlorofluoromethane	75-69-4	137.4	0.400	2.20	0.55		3.1		TO-15	02/27/13	2
Dichlorodifluoromethane	75-71-8	120.92	0.400	2.00	15.		74.		TO-15	02/27/13	2
1,2-Dichlorotetrafluoroethane	76-14-2	171	0.400	2.80	3.5		24.		TO-15	02/27/13	2
Hexachloro-1,3-butadiene	87-68-3	261	1.26	13.0	< 1.3		< 13.		TO-15	02/27/13	2
Methylene Chloride	75-09-2	84.9	0.400	1.40	1.8		6.3		TO-15	02/27/13	2
2-Propanol	67-63-0	60.1	2.50	6.10	15.		37.		TO-15	02/27/13	2
Styrene	100-42-5	104	0.400	1.70	< 0.40	J-	< 1.7	J-	TO-15	02/27/13	2
1,1,2,2-Tetrachloroethane	79-34-5	168	0.400	2.70	< 0.40		< 2.7		TO-15	02/27/13	2
Tetrachloroethylene	127-18-4	166	0.400	2.70	15.		100		TO-15	02/27/13	2
Toluene	108-88-3	92.1	0.400	1.50	2.4		9.0		TO-15	02/27/13	2
1,2,4-Trichlorobenzene	120-82-1	181	1.26	9.30	< 1.3		< 9.3		TO-15	02/27/13	2
1,1,1-Trichloroethane	71-55-6	133	0.400	2.20	< 0.40		< 2.2		TO-15	02/27/13	2
1,1,2-Trichloroethane	79-00-5	133	0.400	2.20	< 0.40		< 2.2		TO-15	02/27/13	2
Trichloroethylene	79-01-6	131	0.400	2.10	8.8		47.		TO-15	02/27/13	2
1,2,4-Trimethylbenzene	95-63-6	120	0.400	2.00	< 0.40		< 2.0		TO-15	02/27/13	2
1,3,5-Trimethylbenzene	108-67-8	120	0.400	2.00	< 0.40		< 2.0		TO-15	02/27/13	2
Vinyl chloride	75-01-4	62.5	0.400	1.00	1.2		3.1		TO-15	02/27/13	2
Xylenes, Total	1330-20-7	106.16	1.20	5.20	< 1.2		< 5.2		TO-15	02/27/13	2
1,4-Bromofluorobenzene	460-00-4				115.45		% Rec.		TO-15	02/27/13	2

PGC ITSI Gilbane
04/13/2013

RDL1 = ppbv , RDL2 = ug/m3
Note:
Units are based on (STP) - Standard Temperature and Pressure
The reported analytical results relate only to the sample submitted.
This report shall not be reproduced, except in full, without the written approval from ESC.
.
Reported: 03/11/13 12:38 Printed: 03/11/13 13:49

12065 Lebanon Rd.
Mt. Juliet, TN 37122
(615) 758-5858
1-800-767-5859
Fax (615) 758-5859

Tax I.D. 62-0814289

Est. 1970

REPORT OF ANALYSIS

Alison Jones
Clear Creek Associates-Tucson
221 N. Court Ave, Ste 101
Tucson, AZ 85701

March 11, 2013

ESC Sample # : L621998-05

Site ID :

Project # : 233005

Date Received : February 26, 2013
Description : Broadway Pantano Project

Sample ID : BSL-2013-050

Collected By : Victoria Hermosilla
Collection Date : 02/22/13 16:05

Parameter	Cas#	Mol Wght	RDL1	RDL2	ppbv	ug/m3	Method	Date	Dil.
Volatile Organics									
Benzene	71-43-2	78.1	0.400	1.30	2.2	7.0	TO-15	02/27/13	2
Bromomethane	74-83-9	94.9	0.400	1.60	< 0.40	< 1.6	TO-15	02/27/13	2
Carbon tetrachloride	56-23-5	154	0.400	2.50	< 0.40	< 2.5	TO-15	02/27/13	2
Chlorobenzene	108-90-7	113	0.400	1.80	< 0.40	< 1.8	TO-15	02/27/13	2
Chloroethane	75-00-3	64.5	0.400	1.10	< 0.40	< 1.1	TO-15	02/27/13	2
Chloroform	67-66-3	119	0.400	1.90	< 0.40	< 1.9	TO-15	02/27/13	2
Chloromethane	74-87-3	50.5	0.400	0.830	< 0.40	< 0.83	TO-15	02/27/13	2
1,2-Dibromoethane	106-93-4	188	0.400	3.10	< 0.40	< 3.1	TO-15	02/27/13	2
1,2-Dichlorobenzene	95-50-1	147	0.400	2.40	< 0.40	< 2.4	TO-15	02/27/13	2
1,3-Dichlorobenzene	541-73-1	147	0.400	2.40	< 0.40	< 2.4	TO-15	02/27/13	2
1,4-Dichlorobenzene	106-46-7	147	0.400	2.40	< 0.40	< 2.4	TO-15	02/27/13	2
1,2-Dichloroethane	107-06-2	99	0.400	1.60	< 0.40	< 1.6	TO-15	02/27/13	2
1,1-Dichloroethane	75-34-3	98	0.400	1.60	< 0.40	< 1.6	TO-15	02/27/13	2
1,1-Dichloroethene	75-35-4	96.9	0.400	1.60	< 0.40	< 1.6	TO-15	02/27/13	2
cis-1,2-Dichloroethene	156-59-2	96.9	0.400	1.60	< 0.40	< 1.6	TO-15	02/27/13	2
trans-1,2-Dichloroethene	156-60-5	96.9	0.400	1.60	< 0.40	< 1.6	TO-15	02/27/13	2
1,2-Dichloropropane	78-87-5	113	0.400	1.80	< 0.40	< 1.8	TO-15	02/27/13	2
cis-1,3-Dichloropropene	10061-01-5	111	0.400	1.80	< 0.40	< 1.8	TO-15	02/27/13	2
trans-1,3-Dichloropropene	10061-02-6	111	0.400	1.80	< 0.40	< 1.8	TO-15	02/27/13	2
Ethylbenzene	100-41-4	106	0.400	1.70	13.	56.	TO-15	02/27/13	2
1,1,2-Trichlorotrifluoroethane	76-13-1	187.4	0.400	3.10	< 0.40	< 3.1	TO-15	02/27/13	2
Trichlorofluoromethane	75-69-4	137.4	0.400	2.20	< 0.40	< 2.2	TO-15	02/27/13	2
Dichlorodifluoromethane	75-71-8	120.92	0.400	2.00	7.1	35.	TO-15	02/27/13	2
1,2-Dichlorotetrafluoroethane	76-14-2	171	0.400	2.80	7.9	55.	TO-15	02/27/13	2
Hexachloro-1,3-butadiene	87-68-3	261	1.26	13.0	< 1.3	< 13.	TO-15	02/27/13	2
Methylene Chloride	75-09-2	84.9	0.400	1.40	0.66	2.3	TO-15	02/27/13	2
2-Propanol	67-63-0	60.1	2.50	6.10	< 2.5	< 6.1	TO-15	02/27/13	2
Styrene	100-42-5	104	1.60	6.80	43.	180	TO-15	03/04/13	8
1,1,2,2-Tetrachloroethane	79-34-5	168	0.400	2.70	< 0.40	< 2.7	TO-15	02/27/13	2
Tetrachloroethylene	127-18-4	166	0.400	2.70	1.2	8.1	TO-15	02/27/13	2
Toluene	108-88-3	92.1	0.400	1.50	3.8	14.	TO-15	02/27/13	2
1,2,4-Trichlorobenzene	120-82-1	181	1.26	9.30	< 1.3	< 9.3	TO-15	02/27/13	2
1,1,1-Trichloroethane	71-55-6	133	0.400	2.20	< 0.40	< 2.2	TO-15	02/27/13	2
1,1,2-Trichloroethane	79-00-5	133	0.400	2.20	< 0.40	< 2.2	TO-15	02/27/13	2
Trichloroethylene	79-01-6	131	0.400	2.10	< 0.40	< 2.1	TO-15	02/27/13	2
1,2,4-Trimethylbenzene	95-63-6	120	0.400	2.00	< 0.40	< 2.0	TO-15	02/27/13	2
1,3,5-Trimethylbenzene	108-67-8	120	0.400	2.00	< 0.40	< 2.0	TO-15	02/27/13	2
Vinyl chloride	75-01-4	62.5	0.400	1.00	< 0.40	< 1.0	TO-15	02/27/13	2
Xylenes, Total	1330-20-7	106.16	1.20	5.20	2.2	9.6	TO-15	02/27/13	2
1,4-Bromofluorobenzene	460-00-4				99.18	% Rec.	TO-15	02/27/13	2

RDL1 = ppbv , RDL2 = ug/m3
Note:
Units are based on (STP) - Standard Temperature and Pressure
The reported analytical results relate only to the sample submitted.
This report shall not be reproduced, except in full, without the written approval from ESC.
.
Reported: 03/11/13 12:38 Printed: 03/11/13 13:49

12065 Lebanon Rd.
Mt. Juliet, TN 37122
(615) 758-5858
1-800-767-5859
Fax (615) 758-5859

Tax I.D. 62-0814289

Est. 1970

REPORT OF ANALYSIS

Alison Jones
Clear Creek Associates-Tucson
221 N. Court Ave, Ste 101
Tucson, AZ 85701

March 11, 2013

ESC Sample # : L621998-06

Site ID :

Project # : 233005

Date Received : February 26, 2013
Description : Broadway Pantano Project

Sample ID : BP-23-300

Collected By : Victoria Hermosilla
Collection Date : 02/25/13 14:36

Parameter	Cas#	Mol Wght	RDL1	RDL2	ppbv		ug/m3		Method	Date	Dil.
Volatile Organics											
Benzene	71-43-2	78.1	1.60	5.10	12.	J-	38.	J-	TO-15	02/27/13	8
Bromomethane	74-83-9	94.9	1.60	6.20	< 1.6		< 6.2		TO-15	02/27/13	8
Carbon tetrachloride	56-23-5	154	1.60	10.0	< 1.6		< 10.		TO-15	02/27/13	8
Chlorobenzene	108-90-7	113	1.60	7.40	< 1.6		< 7.4		TO-15	02/27/13	8
Chloroethane	75-00-3	64.5	1.60	4.20	< 1.6		< 4.2		TO-15	02/27/13	8
Chloroform	67-66-3	119	1.60	7.80	14.		68.		TO-15	02/27/13	8
Chloromethane	74-87-3	50.5	1.60	3.30	< 1.6		< 3.3		TO-15	02/27/13	8
1,2-Dibromoethane	106-93-4	188	1.60	12.0	< 1.6		< 12.		TO-15	02/27/13	8
1,2-Dichlorobenzene	95-50-1	147	1.60	9.60	< 1.6		< 9.6		TO-15	02/27/13	8
1,3-Dichlorobenzene	541-73-1	147	1.60	9.60	< 1.6		< 9.6		TO-15	02/27/13	8
1,4-Dichlorobenzene	106-46-7	147	1.60	9.60	< 1.6		< 9.6		TO-15	02/27/13	8
1,2-Dichloroethane	107-06-2	99	1.60	6.50	< 1.6		< 6.5		TO-15	02/27/13	8
1,1-Dichloroethane	75-34-3	98	1.60	6.40	< 1.6		< 6.4		TO-15	02/27/13	8
1,1-Dichloroethene	75-35-4	96.9	1.60	6.30	< 1.6		< 6.3		TO-15	02/27/13	8
cis-1,2-Dichloroethene	156-59-2	96.9	1.60	6.30	< 1.6		< 6.3		TO-15	02/27/13	8
trans-1,2-Dichloroethene	156-60-5	96.9	1.60	6.30	2.0		7.9		TO-15	02/27/13	8
1,2-Dichloropropane	78-87-5	113	1.60	7.40	< 1.6		< 7.4		TO-15	02/27/13	8
cis-1,3-Dichloropropene	10061-01-5	111	1.60	7.30	< 1.6		< 7.3		TO-15	02/27/13	8
trans-1,3-Dichloropropene	10061-02-6	111	1.60	7.30	< 1.6		< 7.3		TO-15	02/27/13	8
Ethylbenzene	100-41-4	106	1.60	6.90	7.3		32.		TO-15	02/27/13	8
1,1,2-Trichlorotrifluoroethane	76-13-1	187.4	1.60	12.0	< 1.6		< 12.		TO-15	02/27/13	8
Trichlorofluoromethane	75-69-4	137.4	1.60	9.00	20.		110		TO-15	02/27/13	8
Dichlorodifluoromethane	75-71-8	120.92	16.0	79.0	880		4400		TO-15	03/04/13	80
1,2-Dichlorotetrafluoroethane	76-14-2	171	1.60	11.0	35.		240		TO-15	02/27/13	8
Hexachloro-1,3-butadiene	87-68-3	261	5.04	54.0	< 5.0		< 54.		TO-15	02/27/13	8
Methylene Chloride	75-09-2	84.9	1.60	5.60	< 1.6		< 5.6		TO-15	02/27/13	8
2-Propanol	67-63-0	60.1	10.0	25.0	16.		39.		TO-15	02/27/13	8
Styrene	100-42-5	104	1.60	6.80	1.6	J-	6.8	J-	TO-15	02/27/13	8
1,1,2,2-Tetrachloroethane	79-34-5	168	1.60	11.0	< 1.6		< 11.		TO-15	02/27/13	8
Tetrachloroethylene	127-18-4	166	16.0	110.	200		1400		TO-15	03/04/13	80
Toluene	108-88-3	92.1	1.60	6.00	9.4		35.		TO-15	02/27/13	8
1,2,4-Trichlorobenzene	120-82-1	181	5.04	37.0	< 5.0		< 37.		TO-15	02/27/13	8
1,1,1-Trichloroethane	71-55-6	133	1.60	8.70	< 1.6		< 8.7		TO-15	02/27/13	8
1,1,2-Trichloroethane	79-00-5	133	1.60	8.70	< 1.6		< 8.7		TO-15	02/27/13	8
Trichloroethylene	79-01-6	131	1.60	8.60	62.		330		TO-15	02/27/13	8
1,2,4-Trimethylbenzene	95-63-6	120	1.60	7.90	1.8		8.8		TO-15	02/27/13	8
1,3,5-Trimethylbenzene	108-67-8	120	1.60	7.90	2.1		10.		TO-15	02/27/13	8
Vinyl chloride	75-01-4	62.5	1.60	4.10	< 1.6		< 4.1		TO-15	02/27/13	8
Xylenes, Total	1330-20-7	106.16	4.80	21.0	26.		110		TO-15	02/27/13	8
1,4-Bromofluorobenzene	460-00-4				123.19		% Rec.		TO-15	02/27/13	8

PGC ITSI Gilbane
04/13/2013

RDL1 = ppbv , RDL2 = ug/m3
Note:
Units are based on (STP) - Standard Temperature and Pressure
The reported analytical results relate only to the sample submitted.
This report shall not be reproduced, except in full, without the written approval from ESC.
.
Reported: 03/11/13 12:38 Printed: 03/11/13 13:49

12065 Lebanon Rd.
Mt. Juliet, TN 37122
(615) 758-5858
1-800-767-5859
Fax (615) 758-5859

Tax I.D. 62-0814289

Est. 1970

REPORT OF ANALYSIS

Alison Jones
Clear Creek Associates-Tucson
221 N. Court Ave, Ste 101
Tucson, AZ 85701

March 11, 2013

ESC Sample # : L621998-07

Date Received : February 26, 2013
Description : Broadway Pantano Project

Site ID :

Sample ID : GOLLOB-2013-3

Project # : 233005

Collected By : Victoria Hermosilla
Collection Date : 02/22/13 09:54

Parameter	Cas#	Mol Wght	RDL1	RDL2	ppbv	ug/m3	Method	Date	Dil.
Volatile Organics									
Benzene	71-43-2	78.1	0.400	1.30	< 0.40	< 1.3	TO-15	02/27/13	2
Bromomethane	74-83-9	94.9	0.400	1.60	< 0.40	< 1.6	TO-15	02/27/13	2
Carbon tetrachloride	56-23-5	154	0.400	2.50	< 0.40	< 2.5	TO-15	02/27/13	2
Chlorobenzene	108-90-7	113	0.400	1.80	< 0.40	< 1.8	TO-15	02/27/13	2
Chloroethane	75-00-3	64.5	0.400	1.10	< 0.40	< 1.1	TO-15	02/27/13	2
Chloroform	67-66-3	119	0.400	1.90	5.2	25.	TO-15	02/27/13	2
Chloromethane	74-87-3	50.5	0.400	0.830	< 0.40	< 0.83	TO-15	02/27/13	2
1,2-Dibromoethane	106-93-4	188	0.400	3.10	< 0.40	< 3.1	TO-15	02/27/13	2
1,2-Dichlorobenzene	95-50-1	147	0.400	2.40	< 0.40	< 2.4	TO-15	02/27/13	2
1,3-Dichlorobenzene	541-73-1	147	0.400	2.40	< 0.40	< 2.4	TO-15	02/27/13	2
1,4-Dichlorobenzene	106-46-7	147	0.400	2.40	< 0.40	< 2.4	TO-15	02/27/13	2
1,2-Dichloroethane	107-06-2	99	0.400	1.60	< 0.40	< 1.6	TO-15	02/27/13	2
1,1-Dichloroethane	75-34-3	98	0.400	1.60	< 0.40	< 1.6	TO-15	02/27/13	2
1,1-Dichloroethene	75-35-4	96.9	0.400	1.60	< 0.40	< 1.6	TO-15	02/27/13	2
cis-1,2-Dichloroethene	156-59-2	96.9	0.400	1.60	< 0.40	< 1.6	TO-15	02/27/13	2
trans-1,2-Dichloroethene	156-60-5	96.9	0.400	1.60	< 0.40	< 1.6	TO-15	02/27/13	2
1,2-Dichloropropane	78-87-5	113	0.400	1.80	< 0.40	< 1.8	TO-15	02/27/13	2
cis-1,3-Dichloropropene	10061-01-5	111	0.400	1.80	< 0.40	< 1.8	TO-15	02/27/13	2
trans-1,3-Dichloropropene	10061-02-6	111	0.400	1.80	< 0.40	< 1.8	TO-15	02/27/13	2
Ethylbenzene	100-41-4	106	0.400	1.70	< 0.40	< 1.7	TO-15	02/27/13	2
1,1,2-Trichlorotrifluoroethane	76-13-1	187.4	0.400	3.10	< 0.40	< 3.1	TO-15	02/27/13	2
Trichlorofluoromethane	75-69-4	137.4	0.400	2.20	< 0.40	< 2.2	TO-15	02/27/13	2
Dichlorodifluoromethane	75-71-8	120.92	0.400	2.00	0.79	3.9	TO-15	02/27/13	2
1,2-Dichlorotetrafluoroethane	76-14-2	171	0.400	2.80	0.67	4.7	TO-15	02/27/13	2
Hexachloro-1,3-butadiene	87-68-3	261	1.26	13.0	< 1.3	< 13.	TO-15	02/27/13	2
Methylene Chloride	75-09-2	84.9	0.400	1.40	< 0.40	< 1.4	TO-15	02/27/13	2
2-Propanol	67-63-0	60.1	2.50	6.10	< 2.5	< 6.1	TO-15	02/27/13	2
Styrene	100-42-5	104	0.400	1.70	< 0.40	< 1.7	TO-15	02/27/13	2
1,1,2,2-Tetrachloroethane	79-34-5	168	0.400	2.70	< 0.40	< 2.7	TO-15	02/27/13	2
Tetrachloroethylene	127-18-4	166	0.400	2.70	2.1	14.	TO-15	02/27/13	2
Toluene	108-88-3	92.1	0.400	1.50	0.57	2.1	TO-15	02/27/13	2
1,2,4-Trichlorobenzene	120-82-1	181	1.26	9.30	< 1.3	< 9.3	TO-15	02/27/13	2
1,1,1-Trichloroethane	71-55-6	133	0.400	2.20	< 0.40	< 2.2	TO-15	02/27/13	2
1,1,2-Trichloroethane	79-00-5	133	0.400	2.20	< 0.40	< 2.2	TO-15	02/27/13	2
Trichloroethylene	79-01-6	131	0.400	2.10	< 0.40	< 2.1	TO-15	02/27/13	2
1,2,4-Trimethylbenzene	95-63-6	120	0.400	2.00	< 0.40	< 2.0	TO-15	02/27/13	2
1,3,5-Trimethylbenzene	108-67-8	120	0.400	2.00	< 0.40	< 2.0	TO-15	02/27/13	2
Vinyl chloride	75-01-4	62.5	0.400	1.00	< 0.40	< 1.0	TO-15	02/27/13	2
Xylenes, Total	1330-20-7	106.16	1.20	5.20	< 1.2	< 5.2	TO-15	02/27/13	2
1,4-Bromofluorobenzene	460-00-4				95.81	% Rec.	TO-15	02/27/13	2

RDL1 = ppbv , RDL2 = ug/m3
Note:
Units are based on (STP) - Standard Temperature and Pressure
The reported analytical results relate only to the sample submitted.
This report shall not be reproduced, except in full, without the written approval from ESC.
.
Reported: 03/11/13 12:38 Printed: 03/11/13 13:49

12065 Lebanon Rd.
Mt. Juliet, TN 37122
(615) 758-5858
1-800-767-5859
Fax (615) 758-5859

Tax I.D. 62-0814289

Est. 1970

REPORT OF ANALYSIS

Alison Jones
Clear Creek Associates-Tucson
221 N. Court Ave, Ste 101
Tucson, AZ 85701

March 11, 2013

ESC Sample # : L621998-08

Date Received : February 26, 2013
Description : Broadway Pantano Project

Site ID :

Sample ID : GOLLOB-2013-1

Project # : 233005

Collected By : Victoria Hermosilla
Collection Date : 02/22/13 14:14

Parameter	Cas#	Mol Wght	RDL1	RDL2	ppbv	ug/m3	Method	Date	Dil.
Volatile Organics									
Benzene	71-43-2	78.1	3.20	10.0	13.	42.	TO-15	03/04/13	16
Bromomethane	74-83-9	94.9	3.20	12.0	< 3.2	< 12.	TO-15	03/04/13	16
Carbon tetrachloride	56-23-5	154	3.20	20.0	< 3.2	< 20.	TO-15	03/04/13	16
Chlorobenzene	108-90-7	113	3.20	15.0	< 3.2	< 15.	TO-15	03/04/13	16
Chloroethane	75-00-3	64.5	3.20	8.40	< 3.2	< 8.4	TO-15	03/04/13	16
Chloroform	67-66-3	119	3.20	16.0	< 3.2	< 16.	TO-15	03/04/13	16
Chloromethane	74-87-3	50.5	3.20	6.60	< 3.2	< 6.6	TO-15	03/04/13	16
1,2-Dibromoethane	106-93-4	188	3.20	25.0	< 3.2	< 25.	TO-15	03/04/13	16
1,2-Dichlorobenzene	95-50-1	147	3.20	19.0	< 3.2	< 19.	TO-15	03/04/13	16
1,3-Dichlorobenzene	541-73-1	147	3.20	19.0	< 3.2	< 19.	TO-15	03/04/13	16
1,4-Dichlorobenzene	106-46-7	147	3.20	19.0	< 3.2	< 19.	TO-15	03/04/13	16
1,2-Dichloroethane	107-06-2	99	3.20	13.0	< 3.2	< 13.	TO-15	03/04/13	16
1,1-Dichloroethane	75-34-3	98	3.20	13.0	< 3.2	< 13.	TO-15	03/04/13	16
1,1-Dichloroethene	75-35-4	96.9	3.20	13.0	< 3.2	< 13.	TO-15	03/04/13	16
cis-1,2-Dichloroethene	156-59-2	96.9	3.20	13.0	8.5	34.	TO-15	03/04/13	16
trans-1,2-Dichloroethene	156-60-5	96.9	3.20	13.0	< 3.2	< 13.	TO-15	03/04/13	16
1,2-Dichloropropane	78-87-5	113	3.20	15.0	< 3.2	< 15.	TO-15	03/04/13	16
cis-1,3-Dichloropropene	10061-01-5	111	3.20	15.0	< 3.2	< 15.	TO-15	03/04/13	16
trans-1,3-Dichloropropene	10061-02-6	111	3.20	15.0	< 3.2	< 15.	TO-15	03/04/13	16
Ethylbenzene	100-41-4	106	3.20	14.0	3.2	14.	TO-15	03/04/13	16
1,1,2-Trichlorotrifluoroethane	76-13-1	187.4	3.20	25.0	< 3.2	< 25.	TO-15	03/04/13	16
Trichlorofluoromethane	75-69-4	137.4	3.20	18.0	< 3.2	< 18.	TO-15	03/04/13	16
Dichlorodifluoromethane	75-71-8	120.92	3.20	16.0	5.2	26.	TO-15	03/04/13	16
1,2-Dichlorotetrafluoroethane	76-14-2	171	3.20	22.0	7.3	51.	TO-15	03/04/13	16
Hexachloro-1,3-butadiene	87-68-3	261	10.1	110.	< 10.	< 110	TO-15	03/04/13	16
Methylene Chloride	75-09-2	84.9	3.20	11.0	< 3.2	< 11.	TO-15	03/04/13	16
2-Propanol	67-63-0	60.1	20.0	49.0	< 20.	< 49.	TO-15	03/04/13	16
Styrene	100-42-5	104	3.20	14.0	< 3.2	< 14.	TO-15	03/04/13	16
1,1,2,2-Tetrachloroethane	79-34-5	168	3.20	22.0	< 3.2	< 22.	TO-15	03/04/13	16
Tetrachloroethylene	127-18-4	166	3.20	22.0	4.2	29.	TO-15	03/04/13	16
Toluene	108-88-3	92.1	3.20	12.0	3.3	12.	TO-15	03/04/13	16
1,2,4-Trichlorobenzene	120-82-1	181	10.1	75.0	< 10.	< 75.	TO-15	03/04/13	16
1,1,1-Trichloroethane	71-55-6	133	3.20	17.0	< 3.2	< 17.	TO-15	03/04/13	16
1,1,2-Trichloroethane	79-00-5	133	3.20	17.0	< 3.2	< 17.	TO-15	03/04/13	16
Trichloroethylene	79-01-6	131	3.20	17.0	5.6	30.	TO-15	03/04/13	16
1,2,4-Trimethylbenzene	95-63-6	120	3.20	16.0	< 3.2	< 16.	TO-15	03/04/13	16
1,3,5-Trimethylbenzene	108-67-8	120	3.20	16.0	< 3.2	< 16.	TO-15	03/04/13	16
Vinyl chloride	75-01-4	62.5	3.20	8.20	< 3.2	< 8.2	TO-15	03/04/13	16
Xylenes, Total	1330-20-7	106.16	9.60	42.0	< 9.6	< 42.	TO-15	03/04/13	16
1,4-Bromofluorobenzene	460-00-4				115.13	% Rec.	TO-15	03/04/13	16

RDL1 = ppbv , RDL2 = ug/m3
Note:
Units are based on (STP) - Standard Temperature and Pressure
The reported analytical results relate only to the sample submitted.
This report shall not be reproduced, except in full, without the written approval from ESC.
.
Reported: 03/11/13 12:38 Printed: 03/11/13 13:49
L621998-08 (TO-15) - IS/SURR failed on lower dilution.

12065 Lebanon Rd.
Mt. Juliet, TN 37122
(615) 758-5858
1-800-767-5859
Fax (615) 758-5859

Tax I.D. 62-0814289

Est. 1970

REPORT OF ANALYSIS

Alison Jones
Clear Creek Associates-Tucson
221 N. Court Ave, Ste 101
Tucson, AZ 85701

March 11, 2013

ESC Sample # : L621998-09

Site ID :

Project # : 233005

Date Received : February 26, 2013
Description : Broadway Pantano Project

Sample ID : GOLLOB-2013-2

Collected By : Victoria Hermosilla
Collection Date : 02/22/13 13:32

Parameter	Cas#	Mol Wght	RDL1	RDL2	ppbv	ug/m3	Method	Date	Dil.
Volatile Organics									
Benzene	71-43-2	78.1	16.0	51.0	75.	240	TO-15	03/04/13	80
Bromomethane	74-83-9	94.9	0.800	3.10	< 0.80	< 3.1	TO-15	02/28/13	4
Carbon tetrachloride	56-23-5	154	0.800	5.00	< 0.80	< 5.0	TO-15	02/28/13	4
Chlorobenzene	108-90-7	113	0.800	3.70	< 0.80	< 3.7	TO-15	02/28/13	4
Chloroethane	75-00-3	64.5	0.800	2.10	< 0.80	< 2.1	TO-15	02/28/13	4
Chloroform	67-66-3	119	0.800	3.90	7.3	36.	TO-15	02/28/13	4
Chloromethane	74-87-3	50.5	0.800	1.70	< 0.80	< 1.7	TO-15	02/28/13	4
1,2-Dibromoethane	106-93-4	188	0.800	6.20	< 0.80	< 6.2	TO-15	02/28/13	4
1,2-Dichlorobenzene	95-50-1	147	0.800	4.80	< 0.80	< 4.8	TO-15	02/28/13	4
1,3-Dichlorobenzene	541-73-1	147	0.800	4.80	< 0.80	< 4.8	TO-15	02/28/13	4
1,4-Dichlorobenzene	106-46-7	147	0.800	4.80	6.3	38.	TO-15	02/28/13	4
1,2-Dichloroethane	107-06-2	99	0.800	3.20	< 0.80	< 3.2	TO-15	02/28/13	4
1,1-Dichloroethane	75-34-3	98	0.800	3.20	0.84	3.4	TO-15	02/28/13	4
1,1-Dichloroethene	75-35-4	96.9	0.800	3.20	6.1	24.	TO-15	02/28/13	4
cis-1,2-Dichloroethene	156-59-2	96.9	16.0	63.0	69.	270	TO-15	03/04/13	80
trans-1,2-Dichloroethene	156-60-5	96.9	0.800	3.20	27.	110	TO-15	02/28/13	4
1,2-Dichloropropane	78-87-5	113	0.800	3.70	8.7	40.	TO-15	02/28/13	4
cis-1,3-Dichloropropene	10061-01-5	111	0.800	3.60	< 0.80	< 3.6	TO-15	02/28/13	4
trans-1,3-Dichloropropene	10061-02-6	111	0.800	3.60	< 0.80	< 3.6	TO-15	02/28/13	4
Ethylbenzene	100-41-4	106	0.800	3.50	< 0.80	< 3.5	TO-15	02/28/13	4
1,1,2-Trichlorotrifluoroethane	76-13-1	187.4	0.800	6.10	< 0.80	< 6.1	TO-15	02/28/13	4
Trichlorofluoromethane	75-69-4	137.4	16.0	90.0	220	1200	TO-15	03/04/13	80
Dichlorodifluoromethane	75-71-8	120.92	160.	790.	1200	5900	TO-15	03/04/13	800
1,2-Dichlorotetrafluoroethane	76-14-2	171	16.0	110.	600	4200	TO-15	03/04/13	80
Hexachloro-1,3-butadiene	87-68-3	261	2.52	27.0	< 2.5	< 27.	TO-15	02/28/13	4
Methylene Chloride	75-09-2	84.9	0.800	2.80	47.	160	TO-15	02/28/13	4
2-Propanol	67-63-0	60.1	5.00	12.0	7.8	19.	TO-15	02/28/13	4
Styrene	100-42-5	104	0.800	3.40	1.1	4.7	TO-15	02/28/13	4
1,1,2,2-Tetrachloroethane	79-34-5	168	0.800	5.50	< 0.80	< 5.5	TO-15	02/28/13	4
Tetrachloroethylene	127-18-4	166	160.	1100	580	3900	TO-15	03/04/13	800
Toluene	108-88-3	92.1	0.800	3.00	8.7	33.	TO-15	02/28/13	4
1,2,4-Trichlorobenzene	120-82-1	181	2.52	19.0	< 2.5	< 19.	TO-15	02/28/13	4
1,1,1-Trichloroethane	71-55-6	133	0.800	4.40	< 0.80	< 4.4	TO-15	02/28/13	4
1,1,2-Trichloroethane	79-00-5	133	0.800	4.40	< 0.80	< 4.4	TO-15	02/28/13	4
Trichloroethylene	79-01-6	131	16.0	86.0	670	3600	TO-15	03/04/13	80
1,2,4-Trimethylbenzene	95-63-6	120	0.800	3.90	5.5	27.	TO-15	02/28/13	4
1,3,5-Trimethylbenzene	108-67-8	120	0.800	3.90	3.6	18.	TO-15	02/28/13	4
Vinyl chloride	75-01-4	62.5	0.800	2.00	9.5	24.	TO-15	02/28/13	4
Xylenes, Total	1330-20-7	106.16	2.40	10.0	27.	120	TO-15	02/28/13	4
1,4-Bromofluorobenzene	460-00-4				127.64	% Rec.	TO-15	02/28/13	4

RDL1 = ppbv , RDL2 = ug/m3
Note:
Units are based on (STP) - Standard Temperature and Pressure
The reported analytical results relate only to the sample submitted.
This report shall not be reproduced, except in full, without the written approval from ESC.
.
Reported: 03/11/13 12:38 Printed: 03/11/13 13:49

12065 Lebanon Rd.
Mt. Juliet, TN 37122
(615) 758-5858
1-800-767-5859
Fax (615) 758-5859

Tax I.D. 62-0814289

Est. 1970

REPORT OF ANALYSIS

Alison Jones
Clear Creek Associates-Tucson
221 N. Court Ave, Ste 101
Tucson, AZ 85701

March 11, 2013

ESC Sample # : L621998-10

Date Received : February 26, 2013
Description : Broadway Pantano Project

Site ID :

Sample ID : BP-23-250

Project # : 233005

Collected By : Victoria Hermosilla
Collection Date : 02/25/13 14:03

Parameter	Cas#	Mol Wght	RDL1	RDL2	ppbv		ug/m3		Method	Date	Dil.
Volatile Organics											
Benzene	71-43-2	78.1	4.00	13.0	100	J-	320	J-	TO-15	02/28/13	20
Bromomethane	74-83-9	94.9	4.00	16.0	< 4.0		< 16.		TO-15	02/28/13	20
Carbon tetrachloride	56-23-5	154	4.00	25.0	< 4.0		< 25.		TO-15	02/28/13	20
Chlorobenzene	108-90-7	113	4.00	18.0	< 4.0		< 18.		TO-15	02/28/13	20
Chloroethane	75-00-3	64.5	4.00	11.0	< 4.0		< 11.		TO-15	02/28/13	20
Chloroform	67-66-3	119	4.00	19.0	7.7		37.		TO-15	02/28/13	20
Chloromethane	74-87-3	50.5	4.00	8.30	< 4.0		< 8.3		TO-15	02/28/13	20
1,2-Dibromoethane	106-93-4	188	4.00	31.0	< 4.0		< 31.		TO-15	02/28/13	20
1,2-Dichlorobenzene	95-50-1	147	4.00	24.0	< 4.0		< 24.		TO-15	02/28/13	20
1,3-Dichlorobenzene	541-73-1	147	4.00	24.0	< 4.0		< 24.		TO-15	02/28/13	20
1,4-Dichlorobenzene	106-46-7	147	4.00	24.0	< 4.0		< 24.		TO-15	02/28/13	20
1,2-Dichloroethane	107-06-2	99	4.00	16.0	< 4.0		< 16.		TO-15	02/28/13	20
1,1-Dichloroethane	75-34-3	98	4.00	16.0	< 4.0		< 16.		TO-15	02/28/13	20
1,1-Dichloroethene	75-35-4	96.9	4.00	16.0	7.3		29.		TO-15	02/28/13	20
cis-1,2-Dichloroethene	156-59-2	96.9	4.00	16.0	17.		67.		TO-15	02/28/13	20
trans-1,2-Dichloroethene	156-60-5	96.9	4.00	16.0	21.		83.		TO-15	02/28/13	20
1,2-Dichloropropane	78-87-5	113	4.00	18.0	< 4.0		< 18.		TO-15	02/28/13	20
cis-1,3-Dichloropropene	10061-01-5	111	4.00	18.0	< 4.0		< 18.		TO-15	02/28/13	20
trans-1,3-Dichloropropene	10061-02-6	111	4.00	18.0	< 4.0		< 18.		TO-15	02/28/13	20
Ethylbenzene	100-41-4	106	4.00	17.0	15.		65.		TO-15	02/28/13	20
1,1,2-Trichlorotrifluoroethane	76-13-1	187.4	4.00	31.0	< 4.0		< 31.		TO-15	02/28/13	20
Trichlorofluoromethane	75-69-4	137.4	4.00	22.0	90.		510		TO-15	02/28/13	20
Dichlorodifluoromethane	75-71-8	120.92	80.0	400.	7800		39000		TO-15	03/04/13	400
1,2-Dichlorotetrafluoroethane	76-14-2	171	4.00	28.0	210		1500		TO-15	02/28/13	20
Hexachloro-1,3-butadiene	87-68-3	261	12.6	130.	< 13.		< 130		TO-15	02/28/13	20
Methylene Chloride	75-09-2	84.9	4.00	14.0	28.		97.		TO-15	02/28/13	20
2-Propanol	67-63-0	60.1	25.0	61.0	< 25.		< 61.		TO-15	02/28/13	20
Styrene	100-42-5	104	4.00	17.0	< 4.0	J-	< 17.	J-	TO-15	02/28/13	20
1,1,2,2-Tetrachloroethane	79-34-5	168	4.00	27.0	< 4.0		< 27.		TO-15	02/28/13	20
Tetrachloroethylene	127-18-4	166	80.0	540.	2700		18000		TO-15	03/04/13	400
Toluene	108-88-3	92.1	4.00	15.0	10.		38.		TO-15	02/28/13	20
1,2,4-Trichlorobenzene	120-82-1	181	12.6	93.0	< 13.		< 93.		TO-15	02/28/13	20
1,1,1-Trichloroethane	71-55-6	133	4.00	22.0	< 4.0		< 22.		TO-15	02/28/13	20
1,1,2-Trichloroethane	79-00-5	133	4.00	22.0	< 4.0		< 22.		TO-15	02/28/13	20
Trichloroethylene	79-01-6	131	4.00	21.0	320		1700		TO-15	02/28/13	20
1,2,4-Trimethylbenzene	95-63-6	120	4.00	20.0	7.1		35.		TO-15	02/28/13	20
1,3,5-Trimethylbenzene	108-67-8	120	4.00	20.0	4.1		20.		TO-15	02/28/13	20
Vinyl chloride	75-01-4	62.5	4.00	10.0	11.		28.		TO-15	02/28/13	20
Xylenes, Total	1330-20-7	106.16	12.0	52.0	49.		210		TO-15	02/28/13	20
1,4-Bromofluorobenzene	460-00-4				111.92		% Rec.		TO-15	02/28/13	20

PGC ITSI Gilbane
04/13/2013

RDL1 = ppbv , RDL2 = ug/m3
Note:
Units are based on (STP) - Standard Temperature and Pressure
The reported analytical results relate only to the sample submitted.
This report shall not be reproduced, except in full, without the written approval from ESC.
.
Reported: 03/11/13 12:38 Printed: 03/11/13 13:49

12065 Lebanon Rd.
Mt. Juliet, TN 37122
(615) 758-5858
1-800-767-5859
Fax (615) 758-5859

Tax I.D. 62-0814289

Est. 1970

REPORT OF ANALYSIS

Alison Jones
Clear Creek Associates-Tucson
221 N. Court Ave, Ste 101
Tucson, AZ 85701

March 11, 2013

ESC Sample # : L621998-11

Site ID :

Project # : 233005

Date Received : February 26, 2013
Description : Broadway Pantano Project

Sample ID : BSL-2013-04

Collected By : Victoria Hermosilla
Collection Date : 02/22/13 15:12

Parameter	Cas#	Mol Wght	RDL1	RDL2	ppbv	ug/m3	Method	Date	Dil.
Volatile Organics									
Benzene	71-43-2	78.1	0.400	1.30	0.89	2.8	TO-15	02/28/13	2
Bromomethane	74-83-9	94.9	0.400	1.60	< 0.40	< 1.6	TO-15	02/28/13	2
Carbon tetrachloride	56-23-5	154	0.400	2.50	< 0.40	< 2.5	TO-15	02/28/13	2
Chlorobenzene	108-90-7	113	0.400	1.80	< 0.40	< 1.8	TO-15	02/28/13	2
Chloroethane	75-00-3	64.5	0.400	1.10	< 0.40	< 1.1	TO-15	02/28/13	2
Chloroform	67-66-3	119	0.400	1.90	< 0.40	< 1.9	TO-15	02/28/13	2
Chloromethane	74-87-3	50.5	0.400	0.830	< 0.40	< 0.83	TO-15	02/28/13	2
1,2-Dibromoethane	106-93-4	188	0.400	3.10	< 0.40	< 3.1	TO-15	02/28/13	2
1,2-Dichlorobenzene	95-50-1	147	0.400	2.40	< 0.40	< 2.4	TO-15	02/28/13	2
1,3-Dichlorobenzene	541-73-1	147	0.400	2.40	< 0.40	< 2.4	TO-15	02/28/13	2
1,4-Dichlorobenzene	106-46-7	147	0.400	2.40	< 0.40	< 2.4	TO-15	02/28/13	2
1,2-Dichloroethane	107-06-2	99	0.400	1.60	< 0.40	< 1.6	TO-15	02/28/13	2
1,1-Dichloroethane	75-34-3	98	0.400	1.60	< 0.40	< 1.6	TO-15	02/28/13	2
1,1-Dichloroethene	75-35-4	96.9	0.400	1.60	< 0.40	< 1.6	TO-15	02/28/13	2
cis-1,2-Dichloroethene	156-59-2	96.9	0.400	1.60	< 0.40	< 1.6	TO-15	02/28/13	2
trans-1,2-Dichloroethene	156-60-5	96.9	0.400	1.60	< 0.40	< 1.6	TO-15	02/28/13	2
1,2-Dichloropropane	78-87-5	113	0.400	1.80	< 0.40	< 1.8	TO-15	02/28/13	2
cis-1,3-Dichloropropene	10061-01-5	111	0.400	1.80	< 0.40	< 1.8	TO-15	02/28/13	2
trans-1,3-Dichloropropene	10061-02-6	111	0.400	1.80	< 0.40	< 1.8	TO-15	02/28/13	2
Ethylbenzene	100-41-4	106	0.400	1.70	0.43	1.9	TO-15	02/28/13	2
1,1,2-Trichlorotrifluoroethane	76-13-1	187.4	0.400	3.10	< 0.40	< 3.1	TO-15	02/28/13	2
Trichlorofluoromethane	75-69-4	137.4	0.400	2.20	< 0.40	< 2.2	TO-15	02/28/13	2
Dichlorodifluoromethane	75-71-8	120.92	0.400	2.00	10.	49.	TO-15	02/28/13	2
1,2-Dichlorotetrafluoroethane	76-14-2	171	0.400	2.80	0.96	6.7	TO-15	02/28/13	2
Hexachloro-1,3-butadiene	87-68-3	261	1.26	13.0	< 1.3	< 13.	TO-15	02/28/13	2
Methylene Chloride	75-09-2	84.9	0.400	1.40	0.82	2.8	TO-15	02/28/13	2
2-Propanol	67-63-0	60.1	2.50	6.10	< 2.5	< 6.1	TO-15	02/28/13	2
Styrene	100-42-5	104	0.400	1.70	0.76	3.2	TO-15	02/28/13	2
1,1,2,2-Tetrachloroethane	79-34-5	168	0.400	2.70	< 0.40	< 2.7	TO-15	02/28/13	2
Tetrachloroethylene	127-18-4	166	0.400	2.70	3.5	24.	TO-15	02/28/13	2
Toluene	108-88-3	92.1	0.400	1.50	2.0	7.5	TO-15	02/28/13	2
1,2,4-Trichlorobenzene	120-82-1	181	1.26	9.30	< 1.3	< 9.3	TO-15	02/28/13	2
1,1,1-Trichloroethane	71-55-6	133	0.400	2.20	< 0.40	< 2.2	TO-15	02/28/13	2
1,1,2-Trichloroethane	79-00-5	133	0.400	2.20	< 0.40	< 2.2	TO-15	02/28/13	2
Trichloroethylene	79-01-6	131	0.400	2.10	< 0.40	< 2.1	TO-15	02/28/13	2
1,2,4-Trimethylbenzene	95-63-6	120	0.400	2.00	0.49	2.4	TO-15	02/28/13	2
1,3,5-Trimethylbenzene	108-67-8	120	0.400	2.00	< 0.40	< 2.0	TO-15	02/28/13	2
Vinyl chloride	75-01-4	62.5	0.400	1.00	< 0.40	< 1.0	TO-15	02/28/13	2
Xylenes, Total	1330-20-7	106.16	1.20	5.20	1.7	7.4	TO-15	02/28/13	2
1,4-Bromofluorobenzene	460-00-4				99.72	% Rec.	TO-15	02/28/13	2

RDL1 = ppbv , RDL2 = ug/m3
Note:
Units are based on (STP) - Standard Temperature and Pressure
The reported analytical results relate only to the sample submitted.
This report shall not be reproduced, except in full, without the written approval from ESC.
.
Reported: 03/11/13 12:38 Printed: 03/11/13 13:49

12065 Lebanon Rd.
Mt. Juliet, TN 37122
(615) 758-5858
1-800-767-5859
Fax (615) 758-5859

Tax I.D. 62-0814289

Est. 1970

REPORT OF ANALYSIS

Alison Jones
Clear Creek Associates-Tucson
221 N. Court Ave, Ste 101
Tucson, AZ 85701

March 11, 2013

ESC Sample # : L621998-12

Site ID :

Project # : 233005

Date Received : February 26, 2013
Description : Broadway Pantano Project

Sample ID : BSL-2013-05

Collected By : Victoria Hermosilla
Collection Date : 02/22/13 16:05

Parameter	Cas#	Mol Wght	RDL1	RDL2	ppbv	ug/m3	Method	Date	Dil.
Volatile Organics									
Benzene	71-43-2	78.1	0.400	1.30	1.9	6.1	TO-15	02/28/13	2
Bromomethane	74-83-9	94.9	0.400	1.60	< 0.40	< 1.6	TO-15	02/28/13	2
Carbon tetrachloride	56-23-5	154	0.400	2.50	< 0.40	< 2.5	TO-15	02/28/13	2
Chlorobenzene	108-90-7	113	0.400	1.80	< 0.40	< 1.8	TO-15	02/28/13	2
Chloroethane	75-00-3	64.5	0.400	1.10	< 0.40	< 1.1	TO-15	02/28/13	2
Chloroform	67-66-3	119	0.400	1.90	< 0.40	< 1.9	TO-15	02/28/13	2
Chloromethane	74-87-3	50.5	0.400	0.830	< 0.40	< 0.83	TO-15	02/28/13	2
1,2-Dibromoethane	106-93-4	188	0.400	3.10	< 0.40	< 3.1	TO-15	02/28/13	2
1,2-Dichlorobenzene	95-50-1	147	0.400	2.40	< 0.40	< 2.4	TO-15	02/28/13	2
1,3-Dichlorobenzene	541-73-1	147	0.400	2.40	< 0.40	< 2.4	TO-15	02/28/13	2
1,4-Dichlorobenzene	106-46-7	147	0.400	2.40	< 0.40	< 2.4	TO-15	02/28/13	2
1,2-Dichloroethane	107-06-2	99	0.400	1.60	< 0.40	< 1.6	TO-15	02/28/13	2
1,1-Dichloroethane	75-34-3	98	0.400	1.60	< 0.40	< 1.6	TO-15	02/28/13	2
1,1-Dichloroethene	75-35-4	96.9	0.400	1.60	< 0.40	< 1.6	TO-15	02/28/13	2
cis-1,2-Dichloroethene	156-59-2	96.9	0.400	1.60	< 0.40	< 1.6	TO-15	02/28/13	2
trans-1,2-Dichloroethene	156-60-5	96.9	0.400	1.60	< 0.40	< 1.6	TO-15	02/28/13	2
1,2-Dichloropropane	78-87-5	113	0.400	1.80	< 0.40	< 1.8	TO-15	02/28/13	2
cis-1,3-Dichloropropene	10061-01-5	111	0.400	1.80	< 0.40	< 1.8	TO-15	02/28/13	2
trans-1,3-Dichloropropene	10061-02-6	111	0.400	1.80	< 0.40	< 1.8	TO-15	02/28/13	2
Ethylbenzene	100-41-4	106	0.400	1.70	11.	48.	TO-15	02/28/13	2
1,1,2-Trichlorotrifluoroethane	76-13-1	187.4	0.400	3.10	< 0.40	< 3.1	TO-15	02/28/13	2
Trichlorofluoromethane	75-69-4	137.4	0.400	2.20	< 0.40	< 2.2	TO-15	02/28/13	2
Dichlorodifluoromethane	75-71-8	120.92	0.400	2.00	10.	49.	TO-15	02/28/13	2
1,2-Dichlorotetrafluoroethane	76-14-2	171	0.400	2.80	6.6	46.	TO-15	02/28/13	2
Hexachloro-1,3-butadiene	87-68-3	261	1.26	13.0	< 1.3	< 13.	TO-15	02/28/13	2
Methylene Chloride	75-09-2	84.9	0.400	1.40	1.6	5.6	TO-15	02/28/13	2
2-Propanol	67-63-0	60.1	2.50	6.10	< 2.5	< 6.1	TO-15	02/28/13	2
Styrene	100-42-5	104	1.60	6.80	38.	160	TO-15	03/05/13	8
1,1,2,2-Tetrachloroethane	79-34-5	168	0.400	2.70	< 0.40	< 2.7	TO-15	02/28/13	2
Tetrachloroethylene	127-18-4	166	0.400	2.70	1.2	8.1	TO-15	02/28/13	2
Toluene	108-88-3	92.1	0.400	1.50	3.2	12.	TO-15	02/28/13	2
1,2,4-Trichlorobenzene	120-82-1	181	1.26	9.30	< 1.3	< 9.3	TO-15	02/28/13	2
1,1,1-Trichloroethane	71-55-6	133	0.400	2.20	< 0.40	< 2.2	TO-15	02/28/13	2
1,1,2-Trichloroethane	79-00-5	133	0.400	2.20	< 0.40	< 2.2	TO-15	02/28/13	2
Trichloroethylene	79-01-6	131	0.400	2.10	< 0.40	< 2.1	TO-15	02/28/13	2
1,2,4-Trimethylbenzene	95-63-6	120	0.400	2.00	< 0.40	< 2.0	TO-15	02/28/13	2
1,3,5-Trimethylbenzene	108-67-8	120	0.400	2.00	< 0.40	< 2.0	TO-15	02/28/13	2
Vinyl chloride	75-01-4	62.5	0.400	1.00	< 0.40	< 1.0	TO-15	02/28/13	2
Xylenes, Total	1330-20-7	106.16	1.20	5.20	1.9	8.2	TO-15	02/28/13	2
1,4-Bromofluorobenzene	460-00-4				98	% Rec.	TO-15	02/28/13	2

RDL1 = ppbv , RDL2 = ug/m3
Note:
Units are based on (STP) - Standard Temperature and Pressure
The reported analytical results relate only to the sample submitted.
This report shall not be reproduced, except in full, without the written approval from ESC.
.
Reported: 03/11/13 12:38 Printed: 03/11/13 13:49

12065 Lebanon Rd.
Mt. Juliet, TN 37122
(615) 758-5858
1-800-767-5859
Fax (615) 758-5859

Tax I.D. 62-0814289

Est. 1970

REPORT OF ANALYSIS

Alison Jones
Clear Creek Associates-Tucson
221 N. Court Ave, Ste 101
Tucson, AZ 85701

March 11, 2013

ESC Sample # : L621998-13

Site ID :

Project # : 233005

Date Received : February 26, 2013
Description : Broadway Pantano Project

Sample ID : BSDP-4-100

Collected By : Victoria Hermosilla
Collection Date : 02/25/13 12:21

Parameter	Cas#	Mol Wght	RDL1	RDL2	ppbv		ug/m3		Method	Date	Dil.
Volatile Organics											
Benzene	71-43-2	78.1	16.0	51.0	17.	J-	54.	J-	TO-15	03/05/13	80
Bromomethane	74-83-9	94.9	16.0	62.0	< 16.		< 62.		TO-15	03/05/13	80
Carbon tetrachloride	56-23-5	154	16.0	100.	< 16.		< 100		TO-15	03/05/13	80
Chlorobenzene	108-90-7	113	16.0	74.0	< 16.		< 74.		TO-15	03/05/13	80
Chloroethane	75-00-3	64.5	16.0	42.0	< 16.		< 42.		TO-15	03/05/13	80
Chloroform	67-66-3	119	16.0	78.0	< 16.		< 78.		TO-15	03/05/13	80
Chloromethane	74-87-3	50.5	16.0	33.0	< 16.		< 33.		TO-15	03/05/13	80
1,2-Dibromoethane	106-93-4	188	16.0	120.	< 16.		< 120		TO-15	03/05/13	80
1,2-Dichlorobenzene	95-50-1	147	16.0	96.0	< 16.		< 96.		TO-15	03/05/13	80
1,3-Dichlorobenzene	541-73-1	147	16.0	96.0	< 16.		< 96.		TO-15	03/05/13	80
1,4-Dichlorobenzene	106-46-7	147	16.0	96.0	< 16.		< 96.		TO-15	03/05/13	80
1,2-Dichloroethane	107-06-2	99	16.0	65.0	< 16.		< 65.		TO-15	03/05/13	80
1,1-Dichloroethane	75-34-3	98	16.0	64.0	< 16.		< 64.		TO-15	03/05/13	80
1,1-Dichloroethene	75-35-4	96.9	16.0	63.0	< 16.		< 63.		TO-15	03/05/13	80
cis-1,2-Dichloroethene	156-59-2	96.9	16.0	63.0	55.		220		TO-15	03/05/13	80
trans-1,2-Dichloroethene	156-60-5	96.9	16.0	63.0	< 16.		< 63.		TO-15	03/05/13	80
1,2-Dichloropropane	78-87-5	113	16.0	74.0	< 16.		< 74.		TO-15	03/05/13	80
cis-1,3-Dichloropropene	10061-01-5	111	16.0	73.0	< 16.		< 73.		TO-15	03/05/13	80
trans-1,3-Dichloropropene	10061-02-6	111	16.0	73.0	< 16.		< 73.		TO-15	03/05/13	80
Ethylbenzene	100-41-4	106	16.0	69.0	< 16.		< 69.		TO-15	03/05/13	80
1,1,2-Trichlorotrifluoroethane	76-13-1	187.4	16.0	120.	< 16.		< 120		TO-15	03/05/13	80
Trichlorofluoromethane	75-69-4	137.4	16.0	90.0	32.		180		TO-15	03/05/13	80
Dichlorodifluoromethane	75-71-8	120.92	16.0	79.0	1400		6900		TO-15	03/05/13	80
1,2-Dichlorotetrafluoroethane	76-14-2	171	16.0	110.	110		770		TO-15	03/05/13	80
Hexachloro-1,3-butadiene	87-68-3	261	50.4	540.	< 50.		< 540		TO-15	03/05/13	80
Methylene Chloride	75-09-2	84.9	16.0	56.0	66.		230		TO-15	03/05/13	80
2-Propanol	67-63-0	60.1	100.	250.	270		660		TO-15	03/05/13	80
Styrene	100-42-5	104	16.0	68.0	< 16.	J-	< 68.	J-	TO-15	03/05/13	80
1,1,2,2-Tetrachloroethane	79-34-5	168	16.0	110.	< 16.		< 110		TO-15	03/05/13	80
Tetrachloroethylene	127-18-4	166	16.0	110.	420		2900		TO-15	03/05/13	80
Toluene	108-88-3	92.1	16.0	60.0	140		530		TO-15	03/05/13	80
1,2,4-Trichlorobenzene	120-82-1	181	50.4	370.	< 50.		< 370		TO-15	03/05/13	80
1,1,1-Trichloroethane	71-55-6	133	16.0	87.0	< 16.		< 87.		TO-15	03/05/13	80
1,1,2-Trichloroethane	79-00-5	133	16.0	87.0	< 16.		< 87.		TO-15	03/05/13	80
Trichloroethylene	79-01-6	131	16.0	86.0	190		1000		TO-15	03/05/13	80
1,2,4-Trimethylbenzene	95-63-6	120	16.0	79.0	< 16.		< 79.		TO-15	03/05/13	80
1,3,5-Trimethylbenzene	108-67-8	120	16.0	79.0	< 16.		< 79.		TO-15	03/05/13	80
Vinyl chloride	75-01-4	62.5	16.0	41.0	< 16.		< 41.		TO-15	03/05/13	80
Xylenes, Total	1330-20-7	106.16	48.0	210.	52.		230		TO-15	03/05/13	80
1,4-Bromofluorobenzene	460-00-4				94.99		% Rec.		TO-15	03/05/13	80

PGC ITSI Gilbane
04/13/2013

RDL1 = ppbv , RDL2 = ug/m3
Note:
Units are based on (STP) - Standard Temperature and Pressure
The reported analytical results relate only to the sample submitted.
This report shall not be reproduced, except in full, without the written approval from ESC.
.
Reported: 03/11/13 12:38 Printed: 03/11/13 13:49

12065 Lebanon Rd.
Mt. Juliet, TN 37122
(615) 758-5858
1-800-767-5859
Fax (615) 758-5859

Tax I.D. 62-0814289

Est. 1970

REPORT OF ANALYSIS

Alison Jones
Clear Creek Associates-Tucson
221 N. Court Ave, Ste 101
Tucson, AZ 85701

March 11, 2013

ESC Sample # : L622459-06

Site ID :

Project # : 233005

Date Received : February 28, 2013
Description : BP LOU RI

Sample ID : BNL-2013-11

Collected By : VH/MB
Collection Date : 02/26/13 13:53

Parameter	Cas#	Mol Wght	RDL1	RDL2	ppbv		ug/m3		Method	Date	Dil.
Volatile Organics											
Benzene	71-43-2	78.1	0.400	1.30	5.3	J+	17.	J+	TO-15	03/04/13	2
Bromomethane	74-83-9	94.9	0.400	1.60	< 0.40		< 1.6		TO-15	03/04/13	2
Carbon tetrachloride	56-23-5	154	0.400	2.50	< 0.40		< 2.5		TO-15	03/04/13	2
Chlorobenzene	108-90-7	113	0.400	1.80	< 0.40		< 1.8		TO-15	03/04/13	2
Chloroethane	75-00-3	64.5	0.400	1.10	< 0.40		< 1.1		TO-15	03/04/13	2
Chloroform	67-66-3	119	0.400	1.90	< 0.40		< 1.9		TO-15	03/04/13	2
Chloromethane	74-87-3	50.5	0.400	0.830	< 0.40		< 0.83		TO-15	03/04/13	2
1,2-Dibromoethane	106-93-4	188	0.400	3.10	< 0.40		< 3.1		TO-15	03/04/13	2
1,2-Dichlorobenzene	95-50-1	147	0.400	2.40	< 0.40		< 2.4		TO-15	03/04/13	2
1,3-Dichlorobenzene	541-73-1	147	0.400	2.40	< 0.40		< 2.4		TO-15	03/04/13	2
1,4-Dichlorobenzene	106-46-7	147	0.400	2.40	0.62	J+	3.7	J+	TO-15	03/04/13	2
1,2-Dichloroethane	107-06-2	99	0.400	1.60	1.6	J+	6.5	J+	TO-15	03/04/13	2
1,1-Dichloroethane	75-34-3	98	0.400	1.60	< 0.40		< 1.6		TO-15	03/04/13	2
1,1-Dichloroethene	75-35-4	96.9	0.400	1.60	< 0.40		< 1.6		TO-15	03/04/13	2
cis-1,2-Dichloroethene	156-59-2	96.9	0.400	1.60	3.4	J+	13.	J+	TO-15	03/04/13	2
trans-1,2-Dichloroethene	156-60-5	96.9	0.400	1.60	< 0.40		< 1.6		TO-15	03/04/13	2
1,2-Dichloropropane	78-87-5	113	0.400	1.80	< 0.40		< 1.8		TO-15	03/04/13	2
cis-1,3-Dichloropropene	10061-01-5	111	0.400	1.80	< 0.40		< 1.8		TO-15	03/04/13	2
trans-1,3-Dichloropropene	10061-02-6	111	0.400	1.80	< 0.40		< 1.8		TO-15	03/04/13	2
Ethylbenzene	100-41-4	106	0.400	1.70	6.6	J+	29.	J+	TO-15	03/04/13	2
1,1,2-Trichlorotrifluoroethane	76-13-1	187.4	0.400	3.10	< 0.40		< 3.1		TO-15	03/04/13	2
Trichlorofluoromethane	75-69-4	137.4	0.400	2.20	< 0.40		< 2.2		TO-15	03/04/13	2
Dichlorodifluoromethane	75-71-8	120.92	0.400	2.00	2.7	J+	13.	J+	TO-15	03/04/13	2
1,2-Dichlorotetrafluoroethane	76-14-2	171	0.400	2.80	31.	J+	220	J+	TO-15	03/04/13	2
Hexachloro-1,3-butadiene	87-68-3	261	1.26	13.0	< 1.3		< 13.		TO-15	03/04/13	2
Methylene Chloride	75-09-2	84.9	0.400	1.40	2.8	J+	9.7	J+	TO-15	03/04/13	2
2-Propanol	67-63-0	60.1	2.50	6.10	9.8		24.		TO-15	03/04/13	2
Styrene	100-42-5	104	0.400	1.70	1.2	J+	5.1	J+	TO-15	03/04/13	2
1,1,2,2-Tetrachloroethane	79-34-5	168	0.400	2.70	< 0.40		< 2.7		TO-15	03/04/13	2
Tetrachloroethylene	127-18-4	166	0.400	2.70	< 0.40		< 2.7		TO-15	03/04/13	2
Toluene	108-88-3	92.1	0.400	1.50	9.2	J+	35.	J+	TO-15	03/04/13	2
1,2,4-Trichlorobenzene	120-82-1	181	1.26	9.30	< 1.3		< 9.3		TO-15	03/04/13	2
1,1,1-Trichloroethane	71-55-6	133	0.400	2.20	< 0.40		< 2.2		TO-15	03/04/13	2
1,1,2-Trichloroethane	79-00-5	133	0.400	2.20	< 0.40		< 2.2		TO-15	03/04/13	2
Trichloroethylene	79-01-6	131	0.400	2.10	0.72	J+	3.9	J+	TO-15	03/04/13	2
1,2,4-Trimethylbenzene	95-63-6	120	0.400	2.00	4.7	J+	23.	J+	TO-15	03/04/13	2
1,3,5-Trimethylbenzene	108-67-8	120	0.400	2.00	1.7	J+	8.3	J+	TO-15	03/04/13	2
Vinyl chloride	75-01-4	62.5	0.400	1.00	< 0.40		< 1.0		TO-15	03/04/13	2
Xylenes, Total	1330-20-7	106.16	1.20	5.20	9.6	J+	42.	J+	TO-15	03/04/13	2
1,4-Bromofluorobenzene	460-00-4				134.75		% Rec.		TO-15	03/04/13	2

PGC ITSI Gilbane
03/30/2013

RDL1 = ppbv , RDL2 = ug/m3
Note:
Units are based on (STP) - Standard Temperature and Pressure
The reported analytical results relate only to the sample submitted.
This report shall not be reproduced, except in full, without the written approval from ESC.
.
Reported: 03/11/13 12:26 Printed: 03/11/13 13:49

12065 Lebanon Rd.
Mt. Juliet, TN 37122
(615) 758-5858
1-800-767-5859
Fax (615) 758-5859

Tax I.D. 62-0814289

Est. 1970

REPORT OF ANALYSIS

Alison Jones
Clear Creek Associates-Tucson
221 N. Court Ave, Ste 101
Tucson, AZ 85701

March 11, 2013

ESC Sample # : L622459-13

Site ID :

Project # : 233005

Date Received : February 28, 2013
Description : BP LOU RI

Sample ID : DP-7-50

Collected By : VH/MB
Collection Date : 02/27/13 09:48

Parameter	Cas#	Mol Wght	RDL1	RDL2	ppbv		ug/m3		Method	Date	Dil.
Volatile Organics											
Benzene	71-43-2	78.1	16.0	51.0	< 16.	J-	< 51.	J-	TO-15	03/05/13	80
Bromomethane	74-83-9	94.9	16.0	62.0	< 16.		< 62.		TO-15	03/05/13	80
Carbon tetrachloride	56-23-5	154	16.0	100.	< 16.		< 100		TO-15	03/05/13	80
Chlorobenzene	108-90-7	113	16.0	74.0	< 16.		< 74.		TO-15	03/05/13	80
Chloroethane	75-00-3	64.5	16.0	42.0	< 16.		< 42.		TO-15	03/05/13	80
Chloroform	67-66-3	119	16.0	78.0	< 16.		< 78.		TO-15	03/05/13	80
Chloromethane	74-87-3	50.5	16.0	33.0	< 16.		< 33.		TO-15	03/05/13	80
1,2-Dibromoethane	106-93-4	188	16.0	120.	< 16.		< 120		TO-15	03/05/13	80
1,2-Dichlorobenzene	95-50-1	147	16.0	96.0	< 16.		< 96.		TO-15	03/05/13	80
1,3-Dichlorobenzene	541-73-1	147	16.0	96.0	< 16.		< 96.		TO-15	03/05/13	80
1,4-Dichlorobenzene	106-46-7	147	16.0	96.0	< 16.		< 96.		TO-15	03/05/13	80
1,2-Dichloroethane	107-06-2	99	16.0	65.0	< 16.		< 65.		TO-15	03/05/13	80
1,1-Dichloroethane	75-34-3	98	16.0	64.0	37.		150		TO-15	03/05/13	80
1,1-Dichloroethene	75-35-4	96.9	16.0	63.0	< 16.		< 63.		TO-15	03/05/13	80
cis-1,2-Dichloroethene	156-59-2	96.9	16.0	63.0	260		1000		TO-15	03/05/13	80
trans-1,2-Dichloroethene	156-60-5	96.9	16.0	63.0	< 16.		< 63.		TO-15	03/05/13	80
1,2-Dichloropropane	78-87-5	113	16.0	74.0	< 16.		< 74.		TO-15	03/05/13	80
cis-1,3-Dichloropropene	10061-01-5	111	16.0	73.0	< 16.		< 73.		TO-15	03/05/13	80
trans-1,3-Dichloropropene	10061-02-6	111	16.0	73.0	< 16.		< 73.		TO-15	03/05/13	80
Ethylbenzene	100-41-4	106	16.0	69.0	< 16.		< 69.		TO-15	03/05/13	80
1,1,2-Trichlorotrifluoroethane	76-13-1	187.4	16.0	120.	< 16.		< 120		TO-15	03/05/13	80
Trichlorofluoromethane	75-69-4	137.4	16.0	90.0	< 16.		< 90.		TO-15	03/05/13	80
Dichlorodifluoromethane	75-71-8	120.92	16.0	79.0	770		3800		TO-15	03/05/13	80
1,2-Dichlorotetrafluoroethane	76-14-2	171	16.0	110.	220		1500		TO-15	03/05/13	80
Hexachloro-1,3-butadiene	87-68-3	261	50.4	540.	< 50.		< 540		TO-15	03/05/13	80
Methylene Chloride	75-09-2	84.9	16.0	56.0	< 16.		< 56.		TO-15	03/05/13	80
2-Propanol	67-63-0	60.1	100.	250.	< 100		< 250		TO-15	03/05/13	80
Styrene	100-42-5	104	16.0	68.0	< 16.	J-	< 68.	J-	TO-15	03/05/13	80
1,1,2,2-Tetrachloroethane	79-34-5	168	16.0	110.	< 16.		< 110		TO-15	03/05/13	80
Tetrachloroethylene	127-18-4	166	16.0	110.	28.		190		TO-15	03/05/13	80
Toluene	108-88-3	92.1	16.0	60.0	53.		200		TO-15	03/05/13	80
1,2,4-Trichlorobenzene	120-82-1	181	50.4	370.	< 50.		< 370		TO-15	03/05/13	80
1,1,1-Trichloroethane	71-55-6	133	16.0	87.0	< 16.		< 87.		TO-15	03/05/13	80
1,1,2-Trichloroethane	79-00-5	133	16.0	87.0	< 16.		< 87.		TO-15	03/05/13	80
Trichloroethylene	79-01-6	131	16.0	86.0	20.		110		TO-15	03/05/13	80
1,2,4-Trimethylbenzene	95-63-6	120	16.0	79.0	< 16.		< 79.		TO-15	03/05/13	80
1,3,5-Trimethylbenzene	108-67-8	120	16.0	79.0	< 16.		< 79.		TO-15	03/05/13	80
Vinyl chloride	75-01-4	62.5	16.0	41.0	71.		180		TO-15	03/05/13	80
Xylenes, Total	1330-20-7	106.16	48.0	210.	< 48.		< 210		TO-15	03/05/13	80
1,4-Bromofluorobenzene	460-00-4				99.82		% Rec.		TO-15	03/05/13	80

PGC ITSI Gilbane
04/13/2013

RDL1 = ppbv , RDL2 = ug/m3
Note:
Units are based on (STP) - Standard Temperature and Pressure
The reported analytical results relate only to the sample submitted.
This report shall not be reproduced, except in full, without the written approval from ESC.
.
Reported: 03/11/13 12:26 Printed: 03/11/13 13:50

12065 Lebanon Rd.
Mt. Juliet, TN 37122
(615) 758-5858
1-800-767-5859
Fax (615) 758-5859

Tax I.D. 62-0814289

Est. 1970

REPORT OF ANALYSIS

Alison Jones
Clear Creek Associates-Tucson
221 N. Court Ave, Ste 101
Tucson, AZ 85701

March 11, 2013

ESC Sample # : L622459-14

Site ID :

Project # : 233005

Date Received : February 28, 2013
Description : BP LOU RI

Sample ID : DP-7-100

Collected By : VH/MB
Collection Date : 02/27/13 10:13

Parameter	Cas#	Mol Wght	RDL1	RDL2	ppbv		ug/m3		Method	Date	Dil.
Volatile Organics											
Benzene	71-43-2	78.1	2.00	6.40	< 2.0	J-	< 6.4	J-	TO-15	03/05/13	10
Bromomethane	74-83-9	94.9	2.00	7.80	< 2.0		< 7.8		TO-15	03/05/13	10
Carbon tetrachloride	56-23-5	154	2.00	13.0	< 2.0		< 13.		TO-15	03/05/13	10
Chlorobenzene	108-90-7	113	2.00	9.20	< 2.0		< 9.2		TO-15	03/05/13	10
Chloroethane	75-00-3	64.5	2.00	5.30	< 2.0		< 5.3		TO-15	03/05/13	10
Chloroform	67-66-3	119	2.00	9.70	< 2.0		< 9.7		TO-15	03/05/13	10
Chloromethane	74-87-3	50.5	2.00	4.10	< 2.0		< 4.1		TO-15	03/05/13	10
1,2-Dibromoethane	106-93-4	188	2.00	15.0	< 2.0		< 15.		TO-15	03/05/13	10
1,2-Dichlorobenzene	95-50-1	147	2.00	12.0	< 2.0		< 12.		TO-15	03/05/13	10
1,3-Dichlorobenzene	541-73-1	147	2.00	12.0	< 2.0		< 12.		TO-15	03/05/13	10
1,4-Dichlorobenzene	106-46-7	147	2.00	12.0	< 2.0		< 12.		TO-15	03/05/13	10
1,2-Dichloroethane	107-06-2	99	2.00	8.10	< 2.0		< 8.1		TO-15	03/05/13	10
1,1-Dichloroethane	75-34-3	98	2.00	8.00	< 2.0		< 8.0		TO-15	03/05/13	10
1,1-Dichloroethene	75-35-4	96.9	2.00	7.90	< 2.0		< 7.9		TO-15	03/05/13	10
cis-1,2-Dichloroethene	156-59-2	96.9	2.00	7.90	< 2.0		< 7.9		TO-15	03/05/13	10
trans-1,2-Dichloroethene	156-60-5	96.9	2.00	7.90	< 2.0		< 7.9		TO-15	03/05/13	10
1,2-Dichloropropane	78-87-5	113	2.00	9.20	< 2.0		< 9.2		TO-15	03/05/13	10
cis-1,3-Dichloropropene	10061-01-5	111	2.00	9.10	< 2.0		< 9.1		TO-15	03/05/13	10
trans-1,3-Dichloropropene	10061-02-6	111	2.00	9.10	< 2.0		< 9.1		TO-15	03/05/13	10
Ethylbenzene	100-41-4	106	2.00	8.70	< 2.0		< 8.7		TO-15	03/05/13	10
1,1,2-Trichlorotrifluoroethane	76-13-1	187.4	2.00	15.0	< 2.0		< 15.		TO-15	03/05/13	10
Trichlorofluoromethane	75-69-4	137.4	2.00	11.0	2.2		12.		TO-15	03/05/13	10
Dichlorodifluoromethane	75-71-8	120.92	16.0	79.0	560		2800		TO-15	03/05/13	80
1,2-Dichlorotetrafluoroethane	76-14-2	171	2.00	14.0	110		770		TO-15	03/05/13	10
Hexachloro-1,3-butadiene	87-68-3	261	6.30	67.0	< 6.3		< 67.		TO-15	03/05/13	10
Methylene Chloride	75-09-2	84.9	2.00	6.90	< 2.0		< 6.9		TO-15	03/05/13	10
2-Propanol	67-63-0	60.1	12.5	31.0	< 13.		< 31.		TO-15	03/05/13	10
Styrene	100-42-5	104	2.00	8.50	< 2.0	J-	< 8.5	J-	TO-15	03/05/13	10
1,1,2,2-Tetrachloroethane	79-34-5	168	2.00	14.0	< 2.0		< 14.		TO-15	03/05/13	10
Tetrachloroethylene	127-18-4	166	2.00	14.0	16.		110		TO-15	03/05/13	10
Toluene	108-88-3	92.1	2.00	7.50	5.1		19.		TO-15	03/05/13	10
1,2,4-Trichlorobenzene	120-82-1	181	6.30	47.0	< 6.3		< 47.		TO-15	03/05/13	10
1,1,1-Trichloroethane	71-55-6	133	2.00	11.0	< 2.0		< 11.		TO-15	03/05/13	10
1,1,2-Trichloroethane	79-00-5	133	2.00	11.0	< 2.0		< 11.		TO-15	03/05/13	10
Trichloroethylene	79-01-6	131	2.00	11.0	< 2.0		< 11.		TO-15	03/05/13	10
1,2,4-Trimethylbenzene	95-63-6	120	2.00	9.80	< 2.0		< 9.8		TO-15	03/05/13	10
1,3,5-Trimethylbenzene	108-67-8	120	2.00	9.80	< 2.0		< 9.8		TO-15	03/05/13	10
Vinyl chloride	75-01-4	62.5	2.00	5.10	< 2.0		< 5.1		TO-15	03/05/13	10
Xylenes, Total	1330-20-7	106.16	6.00	26.0	< 6.0		< 26.		TO-15	03/05/13	10
1,4-Bromofluorobenzene	460-00-4				96.52		% Rec.		TO-15	03/05/13	10

PGC ITSI Gilbane
04/13/2013

RDL1 = ppbv , RDL2 = ug/m3
Note:
Units are based on (STP) - Standard Temperature and Pressure
The reported analytical results relate only to the sample submitted.
This report shall not be reproduced, except in full, without the written approval from ESC.
.
Reported: 03/11/13 12:26 Printed: 03/11/13 13:50

12065 Lebanon Rd.
Mt. Juliet, TN 37122
(615) 758-5858
1-800-767-5859
Fax (615) 758-5859

Tax I.D. 62-0814289

Est. 1970

REPORT OF ANALYSIS

Alison Jones
Clear Creek Associates-Tucson
221 N. Court Ave, Ste 101
Tucson, AZ 85701

March 11, 2013

ESC Sample # : L622783-11

Date Received : March 02, 2013
Description : BP LOU RI

Site ID :

Sample ID : BSDP-3-50

Project # : 233005

Collected By : MB/VH
Collection Date : 03/01/13 13:24

Parameter	Cas#	Mol Wght	RDL1	RDL2	ppbv		ug/m3		Method	Date	Dil.
Volatile Organics											
Benzene	71-43-2	78.1	1.60	5.10	20.	J+	64.	J+	TO-15	03/07/13	8
Bromomethane	74-83-9	94.9	1.60	6.20	< 1.6		< 6.2		TO-15	03/07/13	8
Carbon tetrachloride	56-23-5	154	1.60	10.0	< 1.6		< 10.		TO-15	03/07/13	8
Chlorobenzene	108-90-7	113	1.60	7.40	< 1.6		< 7.4		TO-15	03/07/13	8
Chloroethane	75-00-3	64.5	1.60	4.20	< 1.6		< 4.2		TO-15	03/07/13	8
Chloroform	67-66-3	119	1.60	7.80	< 1.6		< 7.8		TO-15	03/07/13	8
Chloromethane	74-87-3	50.5	1.60	3.30	< 1.6		< 3.3		TO-15	03/07/13	8
1,2-Dibromoethane	106-93-4	188	1.60	12.0	< 1.6		< 12.		TO-15	03/07/13	8
1,2-Dichlorobenzene	95-50-1	147	1.60	9.60	< 1.6		< 9.6		TO-15	03/07/13	8
1,3-Dichlorobenzene	541-73-1	147	1.60	9.60	< 1.6		< 9.6		TO-15	03/07/13	8
1,4-Dichlorobenzene	106-46-7	147	1.60	9.60	24.	J+	140	J+	TO-15	03/07/13	8
1,2-Dichloroethane	107-06-2	99	1.60	6.50	< 1.6		< 6.5		TO-15	03/07/13	8
1,1-Dichloroethane	75-34-3	98	1.60	6.40	< 1.6		< 6.4		TO-15	03/07/13	8
1,1-Dichloroethene	75-35-4	96.9	1.60	6.30	7.4	J+	29.	J+	TO-15	03/07/13	8
cis-1,2-Dichloroethene	156-59-2	96.9	1.60	6.30	120	J+	480	J+	TO-15	03/07/13	8
trans-1,2-Dichloroethene	156-60-5	96.9	1.60	6.30	7.6	J+	30.	J+	TO-15	03/07/13	8
1,2-Dichloropropane	78-87-5	113	1.60	7.40	< 1.6		< 7.4		TO-15	03/07/13	8
cis-1,3-Dichloropropene	10061-01-5	111	1.60	7.30	< 1.6		< 7.3		TO-15	03/07/13	8
trans-1,3-Dichloropropene	10061-02-6	111	1.60	7.30	< 1.6		< 7.3		TO-15	03/07/13	8
Ethylbenzene	100-41-4	106	1.60	6.90	3.7	J+	16.	J+	TO-15	03/07/13	8
1,1,2-Trichlorotrifluoroethane	76-13-1	187.4	1.60	12.0	< 1.6		< 12.		TO-15	03/07/13	8
Trichlorofluoromethane	75-69-4	137.4	1.60	9.00	< 1.6		< 9.0		TO-15	03/07/13	8
Dichlorodifluoromethane	75-71-8	120.92	16.0	79.0	320		1600		TO-15	03/08/13	80
1,2-Dichlorotetrafluoroethane	76-14-2	171	1.60	11.0	70.	J+	490	J+	TO-15	03/07/13	8
Hexachloro-1,3-butadiene	87-68-3	261	5.04	54.0	< 5.0		< 54.		TO-15	03/07/13	8
Methylene Chloride	75-09-2	84.9	1.60	5.60	3.8	J+	13.	J+	TO-15	03/07/13	8
2-Propanol	67-63-0	60.1	10.0	25.0	38.		93.		TO-15	03/07/13	8
Styrene	100-42-5	104	1.60	6.80	3.1	J+	13.	J+	TO-15	03/07/13	8
1,1,2,2-Tetrachloroethane	79-34-5	168	1.60	11.0	< 1.6		< 11.		TO-15	03/07/13	8
Tetrachloroethylene	127-18-4	166	1.60	11.0	140	J+	950	J+	TO-15	03/07/13	8
Toluene	108-88-3	92.1	1.60	6.00	10.	J+	38.	J+	TO-15	03/07/13	8
1,2,4-Trichlorobenzene	120-82-1	181	5.04	37.0	< 5.0		< 37.		TO-15	03/07/13	8
1,1,1-Trichloroethane	71-55-6	133	1.60	8.70	< 1.6		< 8.7		TO-15	03/07/13	8
1,1,2-Trichloroethane	79-00-5	133	1.60	8.70	< 1.6		< 8.7		TO-15	03/07/13	8
Trichloroethylene	79-01-6	131	16.0	86.0	110		590	J+	TO-15	03/08/13	80
1,2,4-Trimethylbenzene	95-63-6	120	1.60	7.90	2.3	J+	11.	J+	TO-15	03/07/13	8
1,3,5-Trimethylbenzene	108-67-8	120	1.60	7.90	< 1.6		< 7.9		TO-15	03/07/13	8
Vinyl chloride	75-01-4	62.5	1.60	4.10	8.8	J+	22.	J+	TO-15	03/07/13	8
Xylenes, Total	1330-20-7	106.16	4.80	21.0	12.	J+	52.	J+	TO-15	03/07/13	8
1,4-Bromofluorobenzene	460-00-4				137.59		% Rec.		TO-15	03/07/13	8

PGC ITSI Gilbane
03/27/2013

RDL1 = ppbv , RDL2 = ug/m3
Note:
Units are based on (STP) - Standard Temperature and Pressure
The reported analytical results relate only to the sample submitted.
This report shall not be reproduced, except in full, without the written approval from ESC.
.
Reported: 03/11/13 12:21 Printed: 03/11/13 13:49

12065 Lebanon Rd.
Mt. Juliet, TN 37122
(615) 758-5858
1-800-767-5859
Fax (615) 758-5859

Tax I.D. 62-0814289

Est. 1970

REPORT OF ANALYSIS

Alison Jones
Clear Creek Associates-Tucson
221 N. Court Ave, Ste 101
Tucson, AZ 85701

March 12, 2013

ESC Sample # : L623064-06

Site ID :

Project # : 233005

Date Received : March 05, 2013
Description : BP LOU RI

Sample ID : BSDP-02-2500

Collected By : Victoria Hermosilla
Collection Date : 03/04/13 13:00

Parameter	Cas#	Mol Wght	RDL1	RDL2	ppbv		ug/m3		Method	Date	Dil.
Volatile Organics											
Benzene	71-43-2	78.1	40.0	130.	47.	R	150	R	TO-15	03/10/13	200
Bromomethane	74-83-9	94.9	40.0	160.	< 40.		< 160		TO-15	03/10/13	200
Carbon tetrachloride	56-23-5	154	40.0	250.	< 40.		< 250		TO-15	03/10/13	200
Chlorobenzene	108-90-7	113	40.0	180.	< 40.		< 180		TO-15	03/10/13	200
Chloroethane	75-00-3	64.5	40.0	110.	< 40.		< 110		TO-15	03/10/13	200
Chloroform	67-66-3	119	40.0	190.	< 40.		< 190		TO-15	03/10/13	200
Chloromethane	74-87-3	50.5	40.0	83.0	< 40.		< 83.		TO-15	03/10/13	200
1,2-Dibromoethane	106-93-4	188	40.0	310.	< 40.		< 310		TO-15	03/10/13	200
1,2-Dichlorobenzene	95-50-1	147	40.0	240.	< 40.		< 240		TO-15	03/10/13	200
1,3-Dichlorobenzene	541-73-1	147	40.0	240.	< 40.		< 240		TO-15	03/10/13	200
1,4-Dichlorobenzene	106-46-7	147	40.0	240.	< 40.		< 240		TO-15	03/10/13	200
1,2-Dichloroethane	107-06-2	99	40.0	160.	< 40.		< 160		TO-15	03/10/13	200
1,1-Dichloroethane	75-34-3	98	40.0	160.	< 40.		< 160		TO-15	03/10/13	200
1,1-Dichloroethene	75-35-4	96.9	40.0	160.	< 40.		< 160		TO-15	03/10/13	200
cis-1,2-Dichloroethene	156-59-2	96.9	40.0	160.	< 40.		< 160		TO-15	03/10/13	200
trans-1,2-Dichloroethene	156-60-5	96.9	40.0	160.	< 40.		< 160		TO-15	03/10/13	200
1,2-Dichloropropane	78-87-5	113	40.0	180.	< 40.		< 180		TO-15	03/10/13	200
cis-1,3-Dichloropropene	10061-01-5	111	40.0	180.	< 40.		< 180		TO-15	03/10/13	200
trans-1,3-Dichloropropene	10061-02-6	111	40.0	180.	< 40.		< 180		TO-15	03/10/13	200
Ethylbenzene	100-41-4	106	40.0	170.	< 40.		< 170		TO-15	03/10/13	200
1,1,2-Trichlorotrifluoroethane	76-13-1	187.4	40.0	310.	< 40.		< 310		TO-15	03/10/13	200
Trichlorofluoromethane	75-69-4	137.4	40.0	220.	41.		230		TO-15	03/10/13	200
Dichlorodifluoromethane	75-71-8	120.92	40.0	200.	1500		7400		TO-15	03/10/13	200
1,2-Dichlorotetrafluoroethane	76-14-2	171	40.0	280.	100		700		TO-15	03/10/13	200
Hexachloro-1,3-butadiene	87-68-3	261	126.	1300	< 130		< 1300		TO-15	03/10/13	200
Methylene Chloride	75-09-2	84.9	40.0	140.	49.		170		TO-15	03/10/13	200
2-Propanol	67-63-0	60.1	250.	610.	< 250		< 610		TO-15	03/10/13	200
Styrene	100-42-5	104	40.0	170.	< 40.	R	< 170	R	TO-15	03/10/13	200
1,1,2,2-Tetrachloroethane	79-34-5	168	40.0	270.	< 40.		< 270		TO-15	03/10/13	200
Tetrachloroethylene	127-18-4	166	40.0	270.	940		6400		TO-15	03/10/13	200
Toluene	108-88-3	92.1	40.0	150.	70.		260		TO-15	03/10/13	200
1,2,4-Trichlorobenzene	120-82-1	181	126.	930.	< 130		< 930		TO-15	03/10/13	200
1,1,1-Trichloroethane	71-55-6	133	40.0	220.	< 40.		< 220		TO-15	03/10/13	200
1,1,2-Trichloroethane	79-00-5	133	40.0	220.	< 40.		< 220		TO-15	03/10/13	200
Trichloroethylene	79-01-6	131	40.0	210.	230		1200		TO-15	03/10/13	200
1,2,4-Trimethylbenzene	95-63-6	120	40.0	200.	< 40.		< 200		TO-15	03/10/13	200
1,3,5-Trimethylbenzene	108-67-8	120	40.0	200.	< 40.		< 200		TO-15	03/10/13	200
Vinyl chloride	75-01-4	62.5	40.0	100.	< 40.		< 100		TO-15	03/10/13	200
Xylenes, Total	1330-20-7	106.16	120.	520.	< 120		< 520		TO-15	03/10/13	200
1,4-Bromofluorobenzene	460-00-4				102.64		% Rec.		TO-15	03/10/13	200

PGC ITSI Gilbane
04/13/2013

RDL1 = ppbv , RDL2 = ug/m3
Note:
Units are based on (STP) - Standard Temperature and Pressure
The reported analytical results relate only to the sample submitted.
This report shall not be reproduced, except in full, without the written approval from ESC.
.
Reported: 03/12/13 12:09 Printed: 03/12/13 12:10

12065 Lebanon Rd.
Mt. Juliet, TN 37122
(615) 758-5858
1-800-767-5859
Fax (615) 758-5859

Tax I.D. 62-0814289

Est. 1970

REPORT OF ANALYSIS

Alison Jones
Clear Creek Associates-Tucson
221 N. Court Ave, Ste 101
Tucson, AZ 85701

March 12, 2013

ESC Sample # : L623064-09

Site ID :

Project # : 233005

Date Received : March 05, 2013
Description : BP LOU RI

Sample ID : PRUD-20-25

Collected By : Victoria Hermosilla
Collection Date : 03/04/13 08:35

Parameter	Cas#	Mol Wght	RDL1	RDL2	ppbv		ug/m3		Method	Date	Dil.
Volatile Organics											
Benzene	71-43-2	78.1	0.400	1.30	< 0.40	J-	< 1.3	J-	TO-15	03/11/13	2
Bromomethane	74-83-9	94.9	0.400	1.60	< 0.40		< 1.6		TO-15	03/11/13	2
Carbon tetrachloride	56-23-5	154	0.400	2.50	< 0.40		< 2.5		TO-15	03/11/13	2
Chlorobenzene	108-90-7	113	0.400	1.80	< 0.40		< 1.8		TO-15	03/11/13	2
Chloroethane	75-00-3	64.5	0.400	1.10	< 0.40		< 1.1		TO-15	03/11/13	2
Chloroform	67-66-3	119	0.400	1.90	< 0.40		< 1.9		TO-15	03/11/13	2
Chloromethane	74-87-3	50.5	0.400	0.830	< 0.40		< 0.83		TO-15	03/11/13	2
1,2-Dibromoethane	106-93-4	188	0.400	3.10	< 0.40		< 3.1		TO-15	03/11/13	2
1,2-Dichlorobenzene	95-50-1	147	0.400	2.40	< 0.40		< 2.4		TO-15	03/11/13	2
1,3-Dichlorobenzene	541-73-1	147	0.400	2.40	< 0.40		< 2.4		TO-15	03/11/13	2
1,4-Dichlorobenzene	106-46-7	147	0.400	2.40	< 0.40		< 2.4		TO-15	03/11/13	2
1,2-Dichloroethane	107-06-2	99	0.400	1.60	< 0.40		< 1.6		TO-15	03/11/13	2
1,1-Dichloroethane	75-34-3	98	0.400	1.60	< 0.40		< 1.6		TO-15	03/11/13	2
1,1-Dichloroethene	75-35-4	96.9	0.400	1.60	< 0.40		< 1.6		TO-15	03/11/13	2
cis-1,2-Dichloroethene	156-59-2	96.9	0.400	1.60	< 0.40		< 1.6		TO-15	03/11/13	2
trans-1,2-Dichloroethene	156-60-5	96.9	0.400	1.60	< 0.40		< 1.6		TO-15	03/11/13	2
1,2-Dichloropropane	78-87-5	113	0.400	1.80	< 0.40		< 1.8		TO-15	03/11/13	2
cis-1,3-Dichloropropene	10061-01-5	111	0.400	1.80	< 0.40		< 1.8		TO-15	03/11/13	2
trans-1,3-Dichloropropene	10061-02-6	111	0.400	1.80	< 0.40		< 1.8		TO-15	03/11/13	2
Ethylbenzene	100-41-4	106	0.400	1.70	0.74		3.2		TO-15	03/11/13	2
1,1,2-Trichlorotrifluoroethane	76-13-1	187.4	0.400	3.10	< 0.40		< 3.1		TO-15	03/11/13	2
Trichlorofluoromethane	75-69-4	137.4	0.400	2.20	< 0.40		< 2.2		TO-15	03/11/13	2
Dichlorodifluoromethane	75-71-8	120.92	0.400	2.00	0.68		3.4		TO-15	03/11/13	2
1,2-Dichlorotetrafluoroethane	76-14-2	171	0.400	2.80	< 0.40		< 2.8		TO-15	03/11/13	2
Hexachloro-1,3-butadiene	87-68-3	261	1.26	13.0	< 1.3		< 13.		TO-15	03/11/13	2
Methylene Chloride	75-09-2	84.9	0.400	1.40	< 0.40		< 1.4		TO-15	03/11/13	2
2-Propanol	67-63-0	60.1	2.50	6.10	12.		29.		TO-15	03/11/13	2
Styrene	100-42-5	104	0.400	1.70	1.9	J-	8.1	J-	TO-15	03/11/13	2
1,1,2,2-Tetrachloroethane	79-34-5	168	0.400	2.70	< 0.40		< 2.7		TO-15	03/11/13	2
Tetrachloroethylene	127-18-4	166	0.400	2.70	0.90		6.1		TO-15	03/11/13	2
Toluene	108-88-3	92.1	0.400	1.50	2.0		7.5		TO-15	03/11/13	2
1,2,4-Trichlorobenzene	120-82-1	181	1.26	9.30	< 1.3		< 9.3		TO-15	03/11/13	2
1,1,1-Trichloroethane	71-55-6	133	0.400	2.20	< 0.40		< 2.2		TO-15	03/11/13	2
1,1,2-Trichloroethane	79-00-5	133	0.400	2.20	< 0.40		< 2.2		TO-15	03/11/13	2
Trichloroethylene	79-01-6	131	0.400	2.10	< 0.40		< 2.1		TO-15	03/11/13	2
1,2,4-Trimethylbenzene	95-63-6	120	0.400	2.00	0.72		3.5		TO-15	03/11/13	2
1,3,5-Trimethylbenzene	108-67-8	120	0.400	2.00	< 0.40		< 2.0		TO-15	03/11/13	2
Vinyl chloride	75-01-4	62.5	0.400	1.00	< 0.40		< 1.0		TO-15	03/11/13	2
Xylenes, Total	1330-20-7	106.16	1.20	5.20	3.9		17.		TO-15	03/11/13	2
1,4-Bromofluorobenzene	460-00-4				98.02		% Rec.		TO-15	03/11/13	2

PGC ITSI Gilbane
04/13/2013

RDL1 = ppbv , RDL2 = ug/m3
Note:
Units are based on (STP) - Standard Temperature and Pressure
The reported analytical results relate only to the sample submitted.
This report shall not be reproduced, except in full, without the written approval from ESC.
.
Reported: 03/12/13 12:09 Printed: 03/12/13 12:10

12065 Lebanon Rd.
Mt. Juliet, TN 37122
(615) 758-5858
1-800-767-5859
Fax (615) 758-5859

Tax I.D. 62-0814289

Est. 1970

REPORT OF ANALYSIS

Alison Jones
Clear Creek Associates-Tucson
221 N. Court Ave, Ste 101
Tucson, AZ 85701

March 14, 2013

ESC Sample # : L623482-01

Site ID :

Project # : 233005

Date Received : March 06, 2013
Description : BP 200 RI

Sample ID : DP-7-150

Collected By : VH/MB
Collection Date : 03/05/13 07:59

Parameter	Cas#	Mol Wght	RDL1	RDL2	ppbv		ug/m3		Method	Date	Dil.
Volatile Organics											
Benzene	71-43-2	78.1	0.400	1.30	0.89	J-	2.8	J-	TO-15	03/11/13	2
Bromomethane	74-83-9	94.9	0.400	1.60	< 0.40		< 1.6		TO-15	03/11/13	2
Carbon tetrachloride	56-23-5	154	0.400	2.50	< 0.40		< 2.5		TO-15	03/11/13	2
Chlorobenzene	108-90-7	113	0.400	1.80	< 0.40		< 1.8		TO-15	03/11/13	2
Chloroethane	75-00-3	64.5	0.400	1.10	< 0.40		< 1.1		TO-15	03/11/13	2
Chloroform	67-66-3	119	0.400	1.90	0.79		3.8		TO-15	03/11/13	2
Chloromethane	74-87-3	50.5	0.400	0.830	< 0.40		< 0.83		TO-15	03/11/13	2
1,2-Dibromoethane	106-93-4	188	0.400	3.10	< 0.40		< 3.1		TO-15	03/11/13	2
1,2-Dichlorobenzene	95-50-1	147	0.400	2.40	< 0.40		< 2.4		TO-15	03/11/13	2
1,3-Dichlorobenzene	541-73-1	147	0.400	2.40	< 0.40		< 2.4		TO-15	03/11/13	2
1,4-Dichlorobenzene	106-46-7	147	0.400	2.40	11.		66.		TO-15	03/11/13	2
1,2-Dichloroethane	107-06-2	99	0.400	1.60	< 0.40		< 1.6		TO-15	03/11/13	2
1,1-Dichloroethane	75-34-3	98	0.400	1.60	< 0.40		< 1.6		TO-15	03/11/13	2
1,1-Dichloroethene	75-35-4	96.9	0.400	1.60	< 0.40		< 1.6		TO-15	03/11/13	2
cis-1,2-Dichloroethene	156-59-2	96.9	0.400	1.60	< 0.40		< 1.6		TO-15	03/11/13	2
trans-1,2-Dichloroethene	156-60-5	96.9	0.400	1.60	< 0.40		< 1.6		TO-15	03/11/13	2
1,2-Dichloropropane	78-87-5	113	0.400	1.80	4.9		23.		TO-15	03/11/13	2
cis-1,3-Dichloropropene	10061-01-5	111	0.400	1.80	< 0.40		< 1.8		TO-15	03/11/13	2
trans-1,3-Dichloropropene	10061-02-6	111	0.400	1.80	< 0.40		< 1.8		TO-15	03/11/13	2
Ethylbenzene	100-41-4	106	0.400	1.70	0.51		2.2		TO-15	03/11/13	2
1,1,2-Trichlorotrifluoroethane	76-13-1	187.4	0.400	3.10	< 0.40		< 3.1		TO-15	03/11/13	2
Trichlorofluoromethane	75-69-4	137.4	0.400	2.20	< 0.40		< 2.2		TO-15	03/11/13	2
Dichlorodifluoromethane	75-71-8	120.92	16.0	79.0	87.		430		TO-15	03/13/13	80
1,2-Dichlorotetrafluoroethane	76-14-2	171	0.400	2.80	< 0.40		< 2.8		TO-15	03/11/13	2
Hexachloro-1,3-butadiene	87-68-3	261	1.26	13.0	< 1.3		< 13.		TO-15	03/11/13	2
Methylene Chloride	75-09-2	84.9	0.400	1.40	< 0.40		< 1.4		TO-15	03/11/13	2
2-Propanol	67-63-0	60.1	2.50	6.10	< 2.5		< 6.1		TO-15	03/11/13	2
Styrene	100-42-5	104	0.400	1.70	1.7	J-	7.2	J-	TO-15	03/11/13	2
1,1,2,2-Tetrachloroethane	79-34-5	168	0.400	2.70	< 0.40		< 2.7		TO-15	03/11/13	2
Tetrachloroethylene	127-18-4	166	4.00	27.0	38.		260		TO-15	03/12/13	20
Toluene	108-88-3	92.1	0.400	1.50	3.1		12.		TO-15	03/11/13	2
1,2,4-Trichlorobenzene	120-82-1	181	1.26	9.30	< 1.3		< 9.3		TO-15	03/11/13	2
1,1,1-Trichloroethane	71-55-6	133	0.400	2.20	< 0.40		< 2.2		TO-15	03/11/13	2
1,1,2-Trichloroethane	79-00-5	133	0.400	2.20	< 0.40		< 2.2		TO-15	03/11/13	2
Trichloroethylene	79-01-6	131	0.400	2.10	1.0		5.4		TO-15	03/11/13	2
1,2,4-Trimethylbenzene	95-63-6	120	0.400	2.00	0.43		2.1		TO-15	03/11/13	2
1,3,5-Trimethylbenzene	108-67-8	120	0.400	2.00	< 0.40		< 2.0		TO-15	03/11/13	2
Vinyl chloride	75-01-4	62.5	0.400	1.00	< 0.40		< 1.0		TO-15	03/11/13	2
Xylenes, Total	1330-20-7	106.16	1.20	5.20	1.8		7.8		TO-15	03/11/13	2
1,4-Bromofluorobenzene	460-00-4				131.94		% Rec.		TO-15	03/11/13	2

PGC ITSI Gilbane
04/13/2013

RDL1 = ppbv , RDL2 = ug/m3
Note:
Units are based on (STP) - Standard Temperature and Pressure
The reported analytical results relate only to the sample submitted.
This report shall not be reproduced, except in full, without the written approval from ESC.
.
Reported: 03/14/13 16:10 Printed: 03/14/13 16:10

12065 Lebanon Rd.
Mt. Juliet, TN 37122
(615) 758-5858
1-800-767-5859
Fax (615) 758-5859

Tax I.D. 62-0814289

Est. 1970

REPORT OF ANALYSIS

Alison Jones
Clear Creek Associates-Tucson
221 N. Court Ave, Ste 101
Tucson, AZ 85701

March 14, 2013

ESC Sample # : L623482-02

Site ID :

Project # : 233005

Date Received : March 06, 2013
Description : BP 200 RI

Sample ID : DP-7-250

Collected By : VH/MB
Collection Date : 03/05/13 08:18

Parameter	Cas#	Mol Wght	RDL1	RDL2	ppbv		ug/m3		Method	Date	Dil.
Volatile Organics											
Benzene	71-43-2	78.1	0.400	1.30	< 0.40	J-	< 1.3	J-	TO-15	03/11/13	2
Bromomethane	74-83-9	94.9	0.400	1.60	< 0.40		< 1.6		TO-15	03/11/13	2
Carbon tetrachloride	56-23-5	154	0.400	2.50	< 0.40		< 2.5		TO-15	03/11/13	2
Chlorobenzene	108-90-7	113	0.400	1.80	< 0.40		< 1.8		TO-15	03/11/13	2
Chloroethane	75-00-3	64.5	0.400	1.10	< 0.40		< 1.1		TO-15	03/11/13	2
Chloroform	67-66-3	119	0.400	1.90	< 0.40		< 1.9		TO-15	03/11/13	2
Chloromethane	74-87-3	50.5	0.400	0.830	0.47		0.97		TO-15	03/11/13	2
1,2-Dibromoethane	106-93-4	188	0.400	3.10	< 0.40		< 3.1		TO-15	03/11/13	2
1,2-Dichlorobenzene	95-50-1	147	0.400	2.40	< 0.40		< 2.4		TO-15	03/11/13	2
1,3-Dichlorobenzene	541-73-1	147	0.400	2.40	< 0.40		< 2.4		TO-15	03/11/13	2
1,4-Dichlorobenzene	106-46-7	147	0.400	2.40	< 0.40		< 2.4		TO-15	03/11/13	2
1,2-Dichloroethane	107-06-2	99	0.400	1.60	< 0.40		< 1.6		TO-15	03/11/13	2
1,1-Dichloroethane	75-34-3	98	0.400	1.60	< 0.40		< 1.6		TO-15	03/11/13	2
1,1-Dichloroethene	75-35-4	96.9	0.400	1.60	< 0.40		< 1.6		TO-15	03/11/13	2
cis-1,2-Dichloroethene	156-59-2	96.9	0.400	1.60	< 0.40		< 1.6		TO-15	03/11/13	2
trans-1,2-Dichloroethene	156-60-5	96.9	0.400	1.60	< 0.40		< 1.6		TO-15	03/11/13	2
1,2-Dichloropropane	78-87-5	113	0.400	1.80	< 0.40		< 1.8		TO-15	03/11/13	2
cis-1,3-Dichloropropene	10061-01-5	111	0.400	1.80	< 0.40		< 1.8		TO-15	03/11/13	2
trans-1,3-Dichloropropene	10061-02-6	111	0.400	1.80	< 0.40		< 1.8		TO-15	03/11/13	2
Ethylbenzene	100-41-4	106	0.400	1.70	0.60		2.6		TO-15	03/11/13	2
1,1,2-Trichlorotrifluoroethane	76-13-1	187.4	0.400	3.10	< 0.40		< 3.1		TO-15	03/11/13	2
Trichlorofluoromethane	75-69-4	137.4	0.400	2.20	< 0.40		< 2.2		TO-15	03/11/13	2
Dichlorodifluoromethane	75-71-8	120.92	0.400	2.00	10.		49.		TO-15	03/11/13	2
1,2-Dichlorotetrafluoroethane	76-14-2	171	0.400	2.80	1.2		8.4		TO-15	03/11/13	2
Hexachloro-1,3-butadiene	87-68-3	261	1.26	13.0	< 1.3		< 13.		TO-15	03/11/13	2
Methylene Chloride	75-09-2	84.9	0.400	1.40	< 0.40		< 1.4		TO-15	03/11/13	2
2-Propanol	67-63-0	60.1	2.50	6.10	6.8		17.		TO-15	03/11/13	2
Styrene	100-42-5	104	0.400	1.70	1.9	J-	8.1	J-	TO-15	03/11/13	2
1,1,2,2-Tetrachloroethane	79-34-5	168	0.400	2.70	< 0.40		< 2.7		TO-15	03/11/13	2
Tetrachloroethylene	127-18-4	166	0.400	2.70	1.3		8.8		TO-15	03/11/13	2
Toluene	108-88-3	92.1	0.400	1.50	1.9		7.2		TO-15	03/11/13	2
1,2,4-Trichlorobenzene	120-82-1	181	1.26	9.30	< 1.3		< 9.3		TO-15	03/11/13	2
1,1,1-Trichloroethane	71-55-6	133	0.400	2.20	< 0.40		< 2.2		TO-15	03/11/13	2
1,1,2-Trichloroethane	79-00-5	133	0.400	2.20	< 0.40		< 2.2		TO-15	03/11/13	2
Trichloroethylene	79-01-6	131	0.400	2.10	< 0.40		< 2.1		TO-15	03/11/13	2
1,2,4-Trimethylbenzene	95-63-6	120	0.400	2.00	0.82		4.0		TO-15	03/11/13	2
1,3,5-Trimethylbenzene	108-67-8	120	0.400	2.00	< 0.40		< 2.0		TO-15	03/11/13	2
Vinyl chloride	75-01-4	62.5	0.400	1.00	< 0.40		< 1.0		TO-15	03/11/13	2
Xylenes, Total	1330-20-7	106.16	1.20	5.20	3.0		13.		TO-15	03/11/13	2
1,4-Bromofluorobenzene	460-00-4				96.97		% Rec.		TO-15	03/11/13	2

PGC ITSI Gilbane
04/13/2013

RDL1 = ppbv , RDL2 = ug/m3
Note:
Units are based on (STP) - Standard Temperature and Pressure
The reported analytical results relate only to the sample submitted.
This report shall not be reproduced, except in full, without the written approval from ESC.
.
Reported: 03/14/13 16:10 Printed: 03/14/13 16:10

12065 Lebanon Rd.
Mt. Juliet, TN 37122
(615) 758-5858
1-800-767-5859
Fax (615) 758-5859

Tax I.D. 62-0814289

Est. 1970

REPORT OF ANALYSIS

Alison Jones
Clear Creek Associates-Tucson
221 N. Court Ave, Ste 101
Tucson, AZ 85701

March 14, 2013

ESC Sample # : L623482-03

Site ID :

Project # : 233005

Date Received : March 06, 2013
Description : BP 200 RI

Sample ID : DP-7-300

Collected By : VH/MB
Collection Date : 03/05/13 08:43

Parameter	Cas#	Mol Wght	RDL1	RDL2	ppbv		ug/m3		Method	Date	Dil.
Volatile Organics											
Benzene	71-43-2	78.1	0.400	1.30	10.	J-	32.	J-	TO-15	03/11/13	2
Bromomethane	74-83-9	94.9	0.400	1.60	< 0.40		< 1.6		TO-15	03/11/13	2
Carbon tetrachloride	56-23-5	154	0.400	2.50	< 0.40		< 2.5		TO-15	03/11/13	2
Chlorobenzene	108-90-7	113	0.400	1.80	< 0.40		< 1.8		TO-15	03/11/13	2
Chloroethane	75-00-3	64.5	0.400	1.10	< 0.40		< 1.1		TO-15	03/11/13	2
Chloroform	67-66-3	119	0.400	1.90	4.9		24.		TO-15	03/11/13	2
Chloromethane	74-87-3	50.5	0.400	0.830	< 0.40		< 0.83		TO-15	03/11/13	2
1,2-Dibromoethane	106-93-4	188	0.400	3.10	< 0.40		< 3.1		TO-15	03/11/13	2
1,2-Dichlorobenzene	95-50-1	147	0.400	2.40	< 0.40		< 2.4		TO-15	03/11/13	2
1,3-Dichlorobenzene	541-73-1	147	0.400	2.40	< 0.40		< 2.4		TO-15	03/11/13	2
1,4-Dichlorobenzene	106-46-7	147	0.400	2.40	1.5		9.0		TO-15	03/11/13	2
1,2-Dichloroethane	107-06-2	99	0.400	1.60	< 0.40		< 1.6		TO-15	03/11/13	2
1,1-Dichloroethane	75-34-3	98	0.400	1.60	14.		56.		TO-15	03/11/13	2
1,1-Dichloroethene	75-35-4	96.9	0.400	1.60	1.3		5.2		TO-15	03/11/13	2
cis-1,2-Dichloroethene	156-59-2	96.9	4.00	16.0	70.		280		TO-15	03/14/13	20
trans-1,2-Dichloroethene	156-60-5	96.9	0.400	1.60	0.51		2.0		TO-15	03/11/13	2
1,2-Dichloropropane	78-87-5	113	0.400	1.80	2.8		13.		TO-15	03/11/13	2
cis-1,3-Dichloropropene	10061-01-5	111	0.400	1.80	< 0.40		< 1.8		TO-15	03/11/13	2
trans-1,3-Dichloropropene	10061-02-6	111	0.400	1.80	< 0.40		< 1.8		TO-15	03/11/13	2
Ethylbenzene	100-41-4	106	0.400	1.70	< 0.40		< 1.7		TO-15	03/11/13	2
1,1,2-Trichlorotrifluoroethane	76-13-1	187.4	0.400	3.10	< 0.40		< 3.1		TO-15	03/11/13	2
Trichlorofluoromethane	75-69-4	137.4	0.400	2.20	22.		120		TO-15	03/11/13	2
Dichlorodifluoromethane	75-71-8	120.92	4.00	20.0	200		990		TO-15	03/14/13	20
1,2-Dichlorotetrafluoroethane	76-14-2	171	0.400	2.80	< 0.40		< 2.8		TO-15	03/11/13	2
Hexachloro-1,3-butadiene	87-68-3	261	1.26	13.0	< 1.3		< 13.		TO-15	03/11/13	2
Methylene Chloride	75-09-2	84.9	0.400	1.40	9.6		33.		TO-15	03/11/13	2
2-Propanol	67-63-0	60.1	2.50	6.10	8.4		21.		TO-15	03/11/13	2
Styrene	100-42-5	104	0.400	1.70	1.2	J-	5.1	J-	TO-15	03/11/13	2
1,1,2,2-Tetrachloroethane	79-34-5	168	0.400	2.70	< 0.40		< 2.7		TO-15	03/11/13	2
Tetrachloroethylene	127-18-4	166	16.0	110.	170		1200		TO-15	03/13/13	80
Toluene	108-88-3	92.1	0.400	1.50	0.74		2.8		TO-15	03/11/13	2
1,2,4-Trichlorobenzene	120-82-1	181	1.26	9.30	< 1.3		< 9.3		TO-15	03/11/13	2
1,1,1-Trichloroethane	71-55-6	133	0.400	2.20	< 0.40		< 2.2		TO-15	03/11/13	2
1,1,2-Trichloroethane	79-00-5	133	0.400	2.20	< 0.40		< 2.2		TO-15	03/11/13	2
Trichloroethylene	79-01-6	131	4.00	21.0	140		750		TO-15	03/14/13	20
1,2,4-Trimethylbenzene	95-63-6	120	0.400	2.00	< 0.40		< 2.0		TO-15	03/11/13	2
1,3,5-Trimethylbenzene	108-67-8	120	0.400	2.00	< 0.40		< 2.0		TO-15	03/11/13	2
Vinyl chloride	75-01-4	62.5	0.400	1.00	1.1		2.8		TO-15	03/11/13	2
Xylenes, Total	1330-20-7	106.16	1.20	5.20	2.0		8.7		TO-15	03/11/13	2
1,4-Bromofluorobenzene	460-00-4				94.84		% Rec.		TO-15	03/11/13	2

PGC ITSI Gilbane
04/13/2013

RDL1 = ppbv , RDL2 = ug/m3
Note:
Units are based on (STP) - Standard Temperature and Pressure
The reported analytical results relate only to the sample submitted.
This report shall not be reproduced, except in full, without the written approval from ESC.
.
Reported: 03/14/13 16:10 Printed: 03/14/13 16:10

12065 Lebanon Rd.
Mt. Juliet, TN 37122
(615) 758-5858
1-800-767-5859
Fax (615) 758-5859

Tax I.D. 62-0814289

Est. 1970

REPORT OF ANALYSIS

Alison Jones
Clear Creek Associates-Tucson
221 N. Court Ave, Ste 101
Tucson, AZ 85701

March 14, 2013

ESC Sample # : L623482-04

Site ID :

Project # : 233005

Date Received : March 06, 2013
Description : BP 200 RI

Sample ID : DP-2-50

Collected By : VH/MB
Collection Date : 03/05/13 09:35

Parameter	Cas#	Mol Wght	RDL1	RDL2	ppbv		ug/m3		Method	Date	Dil.
Volatile Organics											
Benzene	71-43-2	78.1	20.0	64.0	21.		67.		TO-15	03/13/13	100
Bromomethane	74-83-9	94.9	20.0	78.0	< 20.		< 78.		TO-15	03/13/13	100
Carbon tetrachloride	56-23-5	154	20.0	130.	< 20.		< 130		TO-15	03/13/13	100
Chlorobenzene	108-90-7	113	20.0	92.0	< 20.		< 92.		TO-15	03/13/13	100
Chloroethane	75-00-3	64.5	20.0	53.0	< 20.		< 53.		TO-15	03/13/13	100
Chloroform	67-66-3	119	20.0	97.0	< 20.		< 97.		TO-15	03/13/13	100
Chloromethane	74-87-3	50.5	20.0	41.0	< 20.		< 41.		TO-15	03/13/13	100
1,2-Dibromoethane	106-93-4	188	20.0	150.	< 20.		< 150		TO-15	03/13/13	100
1,2-Dichlorobenzene	95-50-1	147	20.0	120.	< 20.		< 120		TO-15	03/13/13	100
1,3-Dichlorobenzene	541-73-1	147	20.0	120.	< 20.		< 120		TO-15	03/13/13	100
1,4-Dichlorobenzene	106-46-7	147	20.0	120.	< 20.		< 120		TO-15	03/13/13	100
1,2-Dichloroethane	107-06-2	99	20.0	81.0	< 20.		< 81.		TO-15	03/13/13	100
1,1-Dichloroethane	75-34-3	98	20.0	80.0	< 20.		< 80.		TO-15	03/13/13	100
1,1-Dichloroethene	75-35-4	96.9	20.0	79.0	< 20.		< 79.		TO-15	03/13/13	100
cis-1,2-Dichloroethene	156-59-2	96.9	20.0	79.0	92.		360		TO-15	03/13/13	100
trans-1,2-Dichloroethene	156-60-5	96.9	20.0	79.0	< 20.		< 79.		TO-15	03/13/13	100
1,2-Dichloropropane	78-87-5	113	20.0	92.0	< 20.		< 92.		TO-15	03/13/13	100
cis-1,3-Dichloropropene	10061-01-5	111	20.0	91.0	< 20.		< 91.		TO-15	03/13/13	100
trans-1,3-Dichloropropene	10061-02-6	111	20.0	91.0	< 20.		< 91.		TO-15	03/13/13	100
Ethylbenzene	100-41-4	106	20.0	87.0	230		1000		TO-15	03/13/13	100
1,1,2-Trichlorotrifluoroethane	76-13-1	187.4	20.0	150.	< 20.		< 150		TO-15	03/13/13	100
Trichlorofluoromethane	75-69-4	137.4	20.0	110.	< 20.		< 110		TO-15	03/13/13	100
Dichlorodifluoromethane	75-71-8	120.92	20.0	99.0	750	J-	3700	J-	TO-15	03/13/13	100
1,2-Dichlorotetrafluoroethane	76-14-2	171	20.0	140.	180		1300		TO-15	03/13/13	100
Hexachloro-1,3-butadiene	87-68-3	261	63.0	670.	< 63.		< 670		TO-15	03/13/13	100
Methylene Chloride	75-09-2	84.9	20.0	69.0	< 20.		< 69.		TO-15	03/13/13	100
2-Propanol	67-63-0	60.1	125.	310.	< 130		< 310		TO-15	03/13/13	100
Styrene	100-42-5	104	20.0	85.0	< 20.		< 85.		TO-15	03/13/13	100
1,1,2,2-Tetrachloroethane	79-34-5	168	20.0	140.	< 20.		< 140		TO-15	03/13/13	100
Tetrachloroethylene	127-18-4	166	20.0	140.	< 20.		< 140		TO-15	03/13/13	100
Toluene	108-88-3	92.1	20.0	75.0	44.		170		TO-15	03/13/13	100
1,2,4-Trichlorobenzene	120-82-1	181	63.0	470.	< 63.		< 470		TO-15	03/13/13	100
1,1,1-Trichloroethane	71-55-6	133	20.0	110.	< 20.		< 110		TO-15	03/13/13	100
1,1,2-Trichloroethane	79-00-5	133	20.0	110.	< 20.		< 110		TO-15	03/13/13	100
Trichloroethylene	79-01-6	131	20.0	110.	< 20.		< 110		TO-15	03/13/13	100
1,2,4-Trimethylbenzene	95-63-6	120	20.0	98.0	82.		400		TO-15	03/13/13	100
1,3,5-Trimethylbenzene	108-67-8	120	20.0	98.0	28.		140		TO-15	03/13/13	100
Vinyl chloride	75-01-4	62.5	20.0	51.0	36.		92.		TO-15	03/13/13	100
Xylenes, Total	1330-20-7	106.16	60.0	260.	370		1600		TO-15	03/13/13	100
1,4-Bromofluorobenzene	460-00-4				100		% Rec.		TO-15	03/13/13	100

PGC ITSI Gilbane
04/13/2013

RDL1 = ppbv , RDL2 = ug/m3
Note:
Units are based on (STP) - Standard Temperature and Pressure
The reported analytical results relate only to the sample submitted.
This report shall not be reproduced, except in full, without the written approval from ESC.
.
Reported: 03/14/13 16:10 Printed: 03/14/13 16:10
L623482-04 (TO-15) - SURR failed on lower dilution.

12065 Lebanon Rd.
Mt. Juliet, TN 37122
(615) 758-5858
1-800-767-5859
Fax (615) 758-5859

Tax I.D. 62-0814289

Est. 1970

REPORT OF ANALYSIS

Alison Jones
Clear Creek Associates-Tucson
221 N. Court Ave, Ste 101
Tucson, AZ 85701

March 14, 2013

ESC Sample # : L623482-05

Site ID :

Project # : 233005

Date Received : March 06, 2013
Description : BP 200 RI

Sample ID : DP-7-200

Collected By : VH/MB
Collection Date : 03/05/13 09:00

Parameter	Cas#	Mol Wght	RDL1	RDL2	ppbv		ug/m3		Method	Date	Dil.
Volatile Organics											
Benzene	71-43-2	78.1	2.00	6.40	< 2.0	J-	< 6.4	J-	TO-15	03/12/13	10
Bromomethane	74-83-9	94.9	2.00	7.80	< 2.0		< 7.8		TO-15	03/12/13	10
Carbon tetrachloride	56-23-5	154	2.00	13.0	< 2.0		< 13.		TO-15	03/12/13	10
Chlorobenzene	108-90-7	113	2.00	9.20	< 2.0		< 9.2		TO-15	03/12/13	10
Chloroethane	75-00-3	64.5	2.00	5.30	< 2.0		< 5.3		TO-15	03/12/13	10
Chloroform	67-66-3	119	2.00	9.70	< 2.0		< 9.7		TO-15	03/12/13	10
Chloromethane	74-87-3	50.5	2.00	4.10	< 2.0		< 4.1		TO-15	03/12/13	10
1,2-Dibromoethane	106-93-4	188	2.00	15.0	< 2.0		< 15.		TO-15	03/12/13	10
1,2-Dichlorobenzene	95-50-1	147	2.00	12.0	< 2.0		< 12.		TO-15	03/12/13	10
1,3-Dichlorobenzene	541-73-1	147	2.00	12.0	< 2.0		< 12.		TO-15	03/12/13	10
1,4-Dichlorobenzene	106-46-7	147	2.00	12.0	< 2.0		< 12.		TO-15	03/12/13	10
1,2-Dichloroethane	107-06-2	99	2.00	8.10	< 2.0		< 8.1		TO-15	03/12/13	10
1,1-Dichloroethane	75-34-3	98	2.00	8.00	< 2.0		< 8.0		TO-15	03/12/13	10
1,1-Dichloroethene	75-35-4	96.9	2.00	7.90	< 2.0		< 7.9		TO-15	03/12/13	10
cis-1,2-Dichloroethene	156-59-2	96.9	2.00	7.90	< 2.0		< 7.9		TO-15	03/12/13	10
trans-1,2-Dichloroethene	156-60-5	96.9	2.00	7.90	< 2.0		< 7.9		TO-15	03/12/13	10
1,2-Dichloropropane	78-87-5	113	2.00	9.20	< 2.0		< 9.2		TO-15	03/12/13	10
cis-1,3-Dichloropropene	10061-01-5	111	2.00	9.10	< 2.0		< 9.1		TO-15	03/12/13	10
trans-1,3-Dichloropropene	10061-02-6	111	2.00	9.10	< 2.0		< 9.1		TO-15	03/12/13	10
Ethylbenzene	100-41-4	106	2.00	8.70	< 2.0		< 8.7		TO-15	03/12/13	10
1,1,2-Trichlorotrifluoroethane	76-13-1	187.4	2.00	15.0	< 2.0		< 15.		TO-15	03/12/13	10
Trichlorofluoromethane	75-69-4	137.4	2.00	11.0	< 2.0		< 11.		TO-15	03/12/13	10
Dichlorodifluoromethane	75-71-8	120.92	2.00	9.90	< 2.0		< 9.9		TO-15	03/12/13	10
1,2-Dichlorotetrafluoroethane	76-14-2	171	2.00	14.0	< 2.0		< 14.		TO-15	03/12/13	10
Hexachloro-1,3-butadiene	87-68-3	261	6.30	67.0	< 6.3		< 67.		TO-15	03/12/13	10
Methylene Chloride	75-09-2	84.9	2.00	6.90	< 2.0		< 6.9		TO-15	03/12/13	10
2-Propanol	67-63-0	60.1	2000	4900	5400		13000		TO-15	03/13/13	1600
Styrene	100-42-5	104	2.00	8.50	< 2.0	J-	< 8.5	J-	TO-15	03/12/13	10
1,1,2,2-Tetrachloroethane	79-34-5	168	2.00	14.0	< 2.0		< 14.		TO-15	03/12/13	10
Tetrachloroethylene	127-18-4	166	2.00	14.0	< 2.0		< 14.		TO-15	03/12/13	10
Toluene	108-88-3	92.1	2.00	7.50	< 2.0		< 7.5		TO-15	03/12/13	10
1,2,4-Trichlorobenzene	120-82-1	181	6.30	47.0	< 6.3		< 47.		TO-15	03/12/13	10
1,1,1-Trichloroethane	71-55-6	133	2.00	11.0	< 2.0		< 11.		TO-15	03/12/13	10
1,1,2-Trichloroethane	79-00-5	133	2.00	11.0	< 2.0		< 11.		TO-15	03/12/13	10
Trichloroethylene	79-01-6	131	2.00	11.0	< 2.0		< 11.		TO-15	03/12/13	10
1,2,4-Trimethylbenzene	95-63-6	120	2.00	9.80	< 2.0		< 9.8		TO-15	03/12/13	10
1,3,5-Trimethylbenzene	108-67-8	120	2.00	9.80	< 2.0		< 9.8		TO-15	03/12/13	10
Vinyl chloride	75-01-4	62.5	2.00	5.10	< 2.0		< 5.1		TO-15	03/12/13	10
Xylenes, Total	1330-20-7	106.16	6.00	26.0	< 6.0		< 26.		TO-15	03/12/13	10
1,4-Bromofluorobenzene	460-00-4				95.92		% Rec.		TO-15	03/12/13	10

PGC ITSI Gilbane
04/13/2013

RDL1 = ppbv , RDL2 = ug/m3
Note:
Units are based on (STP) - Standard Temperature and Pressure
The reported analytical results relate only to the sample submitted.
This report shall not be reproduced, except in full, without the written approval from ESC.
.
Reported: 03/14/13 16:10 Printed: 03/14/13 16:10

12065 Lebanon Rd.
Mt. Juliet, TN 37122
(615) 758-5858
1-800-767-5859
Fax (615) 758-5859

Tax I.D. 62-0814289

Est. 1970

REPORT OF ANALYSIS

Alison Jones
Clear Creek Associates-Tucson
221 N. Court Ave, Ste 101
Tucson, AZ 85701

March 14, 2013

ESC Sample # : L623482-08

Site ID :

Project # : 233005

Date Received : March 06, 2013
Description : BP 200 RI

Sample ID : DP-2-200

Collected By : VH/MB
Collection Date : 03/05/13 10:29

Parameter	Cas#	Mol Wght	RDL1	RDL2	ppbv		ug/m3		Method	Date	Dil.
Volatile Organics											
Benzene	71-43-2	78.1	8.00	26.0	45.		140		TO-15	03/13/13	40
Bromomethane	74-83-9	94.9	8.00	31.0	< 8.0		< 31.		TO-15	03/13/13	40
Carbon tetrachloride	56-23-5	154	8.00	50.0	< 8.0		< 50.		TO-15	03/13/13	40
Chlorobenzene	108-90-7	113	8.00	37.0	< 8.0		< 37.		TO-15	03/13/13	40
Chloroethane	75-00-3	64.5	8.00	21.0	< 8.0		< 21.		TO-15	03/13/13	40
Chloroform	67-66-3	119	8.00	39.0	< 8.0		< 39.		TO-15	03/13/13	40
Chloromethane	74-87-3	50.5	8.00	17.0	< 8.0		< 17.		TO-15	03/13/13	40
1,2-Dibromoethane	106-93-4	188	8.00	62.0	< 8.0		< 62.		TO-15	03/13/13	40
1,2-Dichlorobenzene	95-50-1	147	8.00	48.0	< 8.0		< 48.		TO-15	03/13/13	40
1,3-Dichlorobenzene	541-73-1	147	8.00	48.0	< 8.0		< 48.		TO-15	03/13/13	40
1,4-Dichlorobenzene	106-46-7	147	8.00	48.0	15.		90.		TO-15	03/13/13	40
1,2-Dichloroethane	107-06-2	99	8.00	32.0	< 8.0		< 32.		TO-15	03/13/13	40
1,1-Dichloroethane	75-34-3	98	8.00	32.0	9.2		37.		TO-15	03/13/13	40
1,1-Dichloroethene	75-35-4	96.9	8.00	32.0	< 8.0		< 32.		TO-15	03/13/13	40
cis-1,2-Dichloroethene	156-59-2	96.9	8.00	32.0	350		1400		TO-15	03/13/13	40
trans-1,2-Dichloroethene	156-60-5	96.9	8.00	32.0	< 8.0		< 32.		TO-15	03/13/13	40
1,2-Dichloropropane	78-87-5	113	8.00	37.0	15.		69.		TO-15	03/13/13	40
cis-1,3-Dichloropropene	10061-01-5	111	8.00	36.0	< 8.0		< 36.		TO-15	03/13/13	40
trans-1,3-Dichloropropene	10061-02-6	111	8.00	36.0	< 8.0		< 36.		TO-15	03/13/13	40
Ethylbenzene	100-41-4	106	8.00	35.0	< 8.0		< 35.		TO-15	03/13/13	40
1,1,2-Trichlorotrifluoroethane	76-13-1	187.4	8.00	61.0	< 8.0		< 61.		TO-15	03/13/13	40
Trichlorofluoromethane	75-69-4	137.4	8.00	45.0	< 8.0		< 45.		TO-15	03/13/13	40
Dichlorodifluoromethane	75-71-8	120.92	8.00	40.0	790	J-	3900	J-	TO-15	03/13/13	40
1,2-Dichlorotetrafluoroethane	76-14-2	171	8.00	56.0	190		1300		TO-15	03/13/13	40
Hexachloro-1,3-butadiene	87-68-3	261	25.2	270.	< 25.		< 270		TO-15	03/13/13	40
Methylene Chloride	75-09-2	84.9	8.00	28.0	18.		63.		TO-15	03/13/13	40
2-Propanol	67-63-0	60.1	50.0	120.	< 50.		< 120		TO-15	03/13/13	40
Styrene	100-42-5	104	8.00	34.0	< 8.0		< 34.		TO-15	03/13/13	40
1,1,2,2-Tetrachloroethane	79-34-5	168	8.00	55.0	< 8.0		< 55.		TO-15	03/13/13	40
Tetrachloroethylene	127-18-4	166	8.00	54.0	22.		150		TO-15	03/13/13	40
Toluene	108-88-3	92.1	8.00	30.0	< 8.0		< 30.		TO-15	03/13/13	40
1,2,4-Trichlorobenzene	120-82-1	181	25.2	190.	< 25.		< 190		TO-15	03/13/13	40
1,1,1-Trichloroethane	71-55-6	133	8.00	44.0	< 8.0		< 44.		TO-15	03/13/13	40
1,1,2-Trichloroethane	79-00-5	133	8.00	44.0	< 8.0		< 44.		TO-15	03/13/13	40
Trichloroethylene	79-01-6	131	8.00	43.0	28.		150		TO-15	03/13/13	40
1,2,4-Trimethylbenzene	95-63-6	120	8.00	39.0	< 8.0		< 39.		TO-15	03/13/13	40
1,3,5-Trimethylbenzene	108-67-8	120	8.00	39.0	< 8.0		< 39.		TO-15	03/13/13	40
Vinyl chloride	75-01-4	62.5	8.00	20.0	43.		110		TO-15	03/13/13	40
Xylenes, Total	1330-20-7	106.16	24.0	100.	44.		190		TO-15	03/13/13	40
1,4-Bromofluorobenzene	460-00-4				122.07		% Rec.		TO-15	03/13/13	40

PGC ITSI Gilbane
04/13/2013

RDL1 = ppbv , RDL2 = ug/m3
Note:
Units are based on (STP) - Standard Temperature and Pressure
The reported analytical results relate only to the sample submitted.
This report shall not be reproduced, except in full, without the written approval from ESC.
.
Reported: 03/14/13 16:10 Printed: 03/14/13 16:10

12065 Lebanon Rd.
Mt. Juliet, TN 37122
(615) 758-5858
1-800-767-5859
Fax (615) 758-5859

Tax I.D. 62-0814289

Est. 1970

REPORT OF ANALYSIS

Alison Jones
Clear Creek Associates-Tucson
221 N. Court Ave, Ste 101
Tucson, AZ 85701

March 14, 2013

ESC Sample # : L623482-11

Site ID :

Project # : 233005

Date Received : March 06, 2013
Description : BP 200 RI

Sample ID : DP-5-100

Collected By : VH/MB
Collection Date : 03/05/13 11:20

Parameter	Cas#	Mol Wght	RDL1	RDL2	ppbv		ug/m3		Method	Date	Dil.
Volatile Organics											
Benzene	71-43-2	78.1	4.00	13.0	< 4.0		< 13.		TO-15	03/12/13	20
Bromomethane	74-83-9	94.9	4.00	16.0	< 4.0		< 16.		TO-15	03/12/13	20
Carbon tetrachloride	56-23-5	154	4.00	25.0	< 4.0		< 25.		TO-15	03/12/13	20
Chlorobenzene	108-90-7	113	4.00	18.0	< 4.0		< 18.		TO-15	03/12/13	20
Chloroethane	75-00-3	64.5	4.00	11.0	< 4.0		< 11.		TO-15	03/12/13	20
Chloroform	67-66-3	119	4.00	19.0	< 4.0		< 19.		TO-15	03/12/13	20
Chloromethane	74-87-3	50.5	4.00	8.30	< 4.0		< 8.3		TO-15	03/12/13	20
1,2-Dibromoethane	106-93-4	188	4.00	31.0	< 4.0		< 31.		TO-15	03/12/13	20
1,2-Dichlorobenzene	95-50-1	147	4.00	24.0	< 4.0		< 24.		TO-15	03/12/13	20
1,3-Dichlorobenzene	541-73-1	147	4.00	24.0	< 4.0		< 24.		TO-15	03/12/13	20
1,4-Dichlorobenzene	106-46-7	147	4.00	24.0	< 4.0		< 24.		TO-15	03/12/13	20
1,2-Dichloroethane	107-06-2	99	4.00	16.0	< 4.0		< 16.		TO-15	03/12/13	20
1,1-Dichloroethane	75-34-3	98	4.00	16.0	< 4.0		< 16.		TO-15	03/12/13	20
1,1-Dichloroethene	75-35-4	96.9	4.00	16.0	< 4.0		< 16.		TO-15	03/12/13	20
cis-1,2-Dichloroethene	156-59-2	96.9	4.00	16.0	< 4.0		< 16.		TO-15	03/12/13	20
trans-1,2-Dichloroethene	156-60-5	96.9	4.00	16.0	< 4.0		< 16.		TO-15	03/12/13	20
1,2-Dichloropropane	78-87-5	113	4.00	18.0	< 4.0		< 18.		TO-15	03/12/13	20
cis-1,3-Dichloropropene	10061-01-5	111	4.00	18.0	< 4.0		< 18.		TO-15	03/12/13	20
trans-1,3-Dichloropropene	10061-02-6	111	4.00	18.0	< 4.0		< 18.		TO-15	03/12/13	20
Ethylbenzene	100-41-4	106	4.00	17.0	< 4.0		< 17.		TO-15	03/12/13	20
1,1,2-Trichlorotrifluoroethane	76-13-1	187.4	4.00	31.0	< 4.0		< 31.		TO-15	03/12/13	20
Trichlorofluoromethane	75-69-4	137.4	4.00	22.0	17.		96.		TO-15	03/12/13	20
Dichlorodifluoromethane	75-71-8	120.92	16.0	79.0	120	J-	590	J-	TO-15	03/13/13	80
1,2-Dichlorotetrafluoroethane	76-14-2	171	4.00	28.0	38.		270		TO-15	03/12/13	20
Hexachloro-1,3-butadiene	87-68-3	261	12.6	130.	< 13.		< 130		TO-15	03/12/13	20
Methylene Chloride	75-09-2	84.9	4.00	14.0	< 4.0		< 14.		TO-15	03/12/13	20
2-Propanol	67-63-0	60.1	25.0	61.0	41.		100		TO-15	03/12/13	20
Styrene	100-42-5	104	4.00	17.0	< 4.0		< 17.		TO-15	03/12/13	20
1,1,2,2-Tetrachloroethane	79-34-5	168	4.00	27.0	< 4.0		< 27.		TO-15	03/12/13	20
Tetrachloroethylene	127-18-4	166	4.00	27.0	100		680		TO-15	03/12/13	20
Toluene	108-88-3	92.1	4.00	15.0	< 4.0		< 15.		TO-15	03/12/13	20
1,2,4-Trichlorobenzene	120-82-1	181	12.6	93.0	< 13.		< 93.		TO-15	03/12/13	20
1,1,1-Trichloroethane	71-55-6	133	4.00	22.0	< 4.0		< 22.		TO-15	03/12/13	20
1,1,2-Trichloroethane	79-00-5	133	4.00	22.0	< 4.0		< 22.		TO-15	03/12/13	20
Trichloroethylene	79-01-6	131	4.00	21.0	< 4.0		< 21.		TO-15	03/12/13	20
1,2,4-Trimethylbenzene	95-63-6	120	4.00	20.0	< 4.0		< 20.		TO-15	03/12/13	20
1,3,5-Trimethylbenzene	108-67-8	120	4.00	20.0	< 4.0		< 20.		TO-15	03/12/13	20
Vinyl chloride	75-01-4	62.5	4.00	10.0	< 4.0		< 10.		TO-15	03/12/13	20
Xylenes, Total	1330-20-7	106.16	12.0	52.0	< 12.		< 52.		TO-15	03/12/13	20
1,4-Bromofluorobenzene	460-00-4				93.16		% Rec.		TO-15	03/12/13	20

PGC ITSI Gilbane
04/13/2013

RDL1 = ppbv , RDL2 = ug/m3
Note:
Units are based on (STP) - Standard Temperature and Pressure
The reported analytical results relate only to the sample submitted.
This report shall not be reproduced, except in full, without the written approval from ESC.
.
Reported: 03/14/13 16:10 Printed: 03/14/13 16:10

12065 Lebanon Rd.
Mt. Juliet, TN 37122
(615) 758-5858
1-800-767-5859
Fax (615) 758-5859

Tax I.D. 62-0814289

Est. 1970

REPORT OF ANALYSIS

Alison Jones
Clear Creek Associates-Tucson
221 N. Court Ave, Ste 101
Tucson, AZ 85701

March 14, 2013

ESC Sample # : L623482-12

Site ID :

Project # : 233005

Date Received : March 06, 2013
Description : BP 200 RI

Sample ID : DP-5-150

Collected By : VH/MB
Collection Date : 03/05/13 11:37

Parameter	Cas#	Mol Wght	RDL1	RDL2	ppbv	ug/m3	Method	Date	Dil.
Volatile Organics									
Benzene	71-43-2	78.1	2.00	6.40	< 2.0	< 6.4	TO-15	03/12/13	10
Bromomethane	74-83-9	94.9	2.00	7.80	< 2.0	< 7.8	TO-15	03/12/13	10
Carbon tetrachloride	56-23-5	154	2.00	13.0	< 2.0	< 13.	TO-15	03/12/13	10
Chlorobenzene	108-90-7	113	2.00	9.20	< 2.0	< 9.2	TO-15	03/12/13	10
Chloroethane	75-00-3	64.5	2.00	5.30	< 2.0	< 5.3	TO-15	03/12/13	10
Chloroform	67-66-3	119	2.00	9.70	< 2.0	< 9.7	TO-15	03/12/13	10
Chloromethane	74-87-3	50.5	2.00	4.10	< 2.0	< 4.1	TO-15	03/12/13	10
1,2-Dibromoethane	106-93-4	188	2.00	15.0	< 2.0	< 15.	TO-15	03/12/13	10
1,2-Dichlorobenzene	95-50-1	147	2.00	12.0	< 2.0	< 12.	TO-15	03/12/13	10
1,3-Dichlorobenzene	541-73-1	147	2.00	12.0	< 2.0	< 12.	TO-15	03/12/13	10
1,4-Dichlorobenzene	106-46-7	147	2.00	12.0	< 2.0	< 12.	TO-15	03/12/13	10
1,2-Dichloroethane	107-06-2	99	2.00	8.10	< 2.0	< 8.1	TO-15	03/12/13	10
1,1-Dichloroethane	75-34-3	98	2.00	8.00	< 2.0	< 8.0	TO-15	03/12/13	10
1,1-Dichloroethene	75-35-4	96.9	2.00	7.90	< 2.0	< 7.9	TO-15	03/12/13	10
cis-1,2-Dichloroethene	156-59-2	96.9	2.00	7.90	< 2.0	< 7.9	TO-15	03/12/13	10
trans-1,2-Dichloroethene	156-60-5	96.9	2.00	7.90	< 2.0	< 7.9	TO-15	03/12/13	10
1,2-Dichloropropane	78-87-5	113	2.00	9.20	< 2.0	< 9.2	TO-15	03/12/13	10
cis-1,3-Dichloropropene	10061-01-5	111	2.00	9.10	< 2.0	< 9.1	TO-15	03/12/13	10
trans-1,3-Dichloropropene	10061-02-6	111	2.00	9.10	< 2.0	< 9.1	TO-15	03/12/13	10
Ethylbenzene	100-41-4	106	2.00	8.70	< 2.0	< 8.7	TO-15	03/12/13	10
1,1,2-Trichlorotrifluoroethane	76-13-1	187.4	2.00	15.0	< 2.0	< 15.	TO-15	03/12/13	10
Trichlorofluoromethane	75-69-4	137.4	2.00	11.0	17.	96.	TO-15	03/12/13	10
Dichlorodifluoromethane	75-71-8	120.92	16.0	79.0	160 J-	790 J-	TO-15	03/13/13	80
1,2-Dichlorotetrafluoroethane	76-14-2	171	2.00	14.0	36.	250	TO-15	03/12/13	10
Hexachloro-1,3-butadiene	87-68-3	261	6.30	67.0	< 6.3	< 67.	TO-15	03/12/13	10
Methylene Chloride	75-09-2	84.9	2.00	6.90	4.1	14.	TO-15	03/12/13	10
2-Propanol	67-63-0	60.1	12.5	31.0	16.	39.	TO-15	03/12/13	10
Styrene	100-42-5	104	2.00	8.50	< 2.0	< 8.5	TO-15	03/12/13	10
1,1,2,2-Tetrachloroethane	79-34-5	168	2.00	14.0	< 2.0	< 14.	TO-15	03/12/13	10
Tetrachloroethylene	127-18-4	166	16.0	110.	34.	230	TO-15	03/13/13	80
Toluene	108-88-3	92.1	2.00	7.50	< 2.0	< 7.5	TO-15	03/12/13	10
1,2,4-Trichlorobenzene	120-82-1	181	6.30	47.0	< 6.3	< 47.	TO-15	03/12/13	10
1,1,1-Trichloroethane	71-55-6	133	2.00	11.0	< 2.0	< 11.	TO-15	03/12/13	10
1,1,2-Trichloroethane	79-00-5	133	2.00	11.0	< 2.0	< 11.	TO-15	03/12/13	10
Trichloroethylene	79-01-6	131	2.00	11.0	4.8	26.	TO-15	03/12/13	10
1,2,4-Trimethylbenzene	95-63-6	120	2.00	9.80	< 2.0	< 9.8	TO-15	03/12/13	10
1,3,5-Trimethylbenzene	108-67-8	120	2.00	9.80	< 2.0	< 9.8	TO-15	03/12/13	10
Vinyl chloride	75-01-4	62.5	2.00	5.10	< 2.0	< 5.1	TO-15	03/12/13	10
Xylenes, Total	1330-20-7	106.16	6.00	26.0	< 6.0	< 26.	TO-15	03/12/13	10
1,4-Bromofluorobenzene	460-00-4				95.89	% Rec.	TO-15	03/12/13	10

PGC ITSI Gilbane
04/13/2013

RDL1 = ppbv , RDL2 = ug/m3
Note:
Units are based on (STP) - Standard Temperature and Pressure
The reported analytical results relate only to the sample submitted.
This report shall not be reproduced, except in full, without the written approval from ESC.
.
Reported: 03/14/13 16:10 Printed: 03/14/13 16:10

12065 Lebanon Rd.
Mt. Juliet, TN 37122
(615) 758-5858
1-800-767-5859
Fax (615) 758-5859

Tax I.D. 62-0814289

Est. 1970

REPORT OF ANALYSIS

Alison Jones
Clear Creek Associates-Tucson
221 N. Court Ave, Ste 101
Tucson, AZ 85701

March 14, 2013

ESC Sample # : L623482-16

Site ID :

Project # : 233005

Date Received : March 06, 2013
Description : BP 200 RI

Sample ID : DP-4-50

Collected By : VH/MB
Collection Date : 03/05/13 13:30

Parameter	Cas#	Mol Wght	RDL1	RDL2	ppbv	ug/m3	Method	Date	Dil.
Volatile Organics									
Benzene	71-43-2	78.1	4.00	13.0	9.3	30.	TO-15	03/12/13	20
Bromomethane	74-83-9	94.9	4.00	16.0	< 4.0	< 16.	TO-15	03/12/13	20
Carbon tetrachloride	56-23-5	154	4.00	25.0	< 4.0	< 25.	TO-15	03/12/13	20
Chlorobenzene	108-90-7	113	4.00	18.0	< 4.0	< 18.	TO-15	03/12/13	20
Chloroethane	75-00-3	64.5	4.00	11.0	< 4.0	< 11.	TO-15	03/12/13	20
Chloroform	67-66-3	119	4.00	19.0	< 4.0	< 19.	TO-15	03/12/13	20
Chloromethane	74-87-3	50.5	4.00	8.30	< 4.0	< 8.3	TO-15	03/12/13	20
1,2-Dibromoethane	106-93-4	188	4.00	31.0	< 4.0	< 31.	TO-15	03/12/13	20
1,2-Dichlorobenzene	95-50-1	147	4.00	24.0	< 4.0	< 24.	TO-15	03/12/13	20
1,3-Dichlorobenzene	541-73-1	147	4.00	24.0	< 4.0	< 24.	TO-15	03/12/13	20
1,4-Dichlorobenzene	106-46-7	147	4.00	24.0	220 J	1300 J	TO-15	03/12/13	20
1,2-Dichloroethane	107-06-2	99	4.00	16.0	< 4.0	< 16.	TO-15	03/12/13	20
1,1-Dichloroethane	75-34-3	98	4.00	16.0	< 4.0	< 16.	TO-15	03/12/13	20
1,1-Dichloroethene	75-35-4	96.9	4.00	16.0	< 4.0	< 16.	TO-15	03/12/13	20
cis-1,2-Dichloroethene	156-59-2	96.9	4.00	16.0	62.	250	TO-15	03/12/13	20
trans-1,2-Dichloroethene	156-60-5	96.9	4.00	16.0	< 4.0	< 16.	TO-15	03/12/13	20
1,2-Dichloropropane	78-87-5	113	4.00	18.0	< 4.0	< 18.	TO-15	03/12/13	20
cis-1,3-Dichloropropene	10061-01-5	111	4.00	18.0	< 4.0	< 18.	TO-15	03/12/13	20
trans-1,3-Dichloropropene	10061-02-6	111	4.00	18.0	< 4.0	< 18.	TO-15	03/12/13	20
Ethylbenzene	100-41-4	106	4.00	17.0	< 4.0	< 17.	TO-15	03/12/13	20
1,1,2-Trichlorotrifluoroethane	76-13-1	187.4	4.00	31.0	< 4.0	< 31.	TO-15	03/12/13	20
Trichlorofluoromethane	75-69-4	137.4	4.00	22.0	< 4.0	< 22.	TO-15	03/12/13	20
Dichlorodifluoromethane	75-71-8	120.92	4.00	20.0	54.	270	TO-15	03/12/13	20
1,2-Dichlorotetrafluoroethane	76-14-2	171	4.00	28.0	74.	520	TO-15	03/12/13	20
Hexachloro-1,3-butadiene	87-68-3	261	12.6	130.	< 13.	< 130	TO-15	03/12/13	20
Methylene Chloride	75-09-2	84.9	4.00	14.0	< 4.0	< 14.	TO-15	03/12/13	20
2-Propanol	67-63-0	60.1	25.0	61.0	< 25.	< 61.	TO-15	03/12/13	20
Styrene	100-42-5	104	4.00	17.0	< 4.0	< 17.	TO-15	03/12/13	20
1,1,2,2-Tetrachloroethane	79-34-5	168	4.00	27.0	< 4.0	< 27.	TO-15	03/12/13	20
Tetrachloroethylene	127-18-4	166	4.00	27.0	< 4.0	< 27.	TO-15	03/12/13	20
Toluene	108-88-3	92.1	4.00	15.0	4.3	16.	TO-15	03/12/13	20
1,2,4-Trichlorobenzene	120-82-1	181	12.6	93.0	< 13.	< 93.	TO-15	03/12/13	20
1,1,1-Trichloroethane	71-55-6	133	4.00	22.0	< 4.0	< 22.	TO-15	03/12/13	20
1,1,2-Trichloroethane	79-00-5	133	4.00	22.0	< 4.0	< 22.	TO-15	03/12/13	20
Trichloroethylene	79-01-6	131	4.00	21.0	4.7	25.	TO-15	03/12/13	20
1,2,4-Trimethylbenzene	95-63-6	120	4.00	20.0	4.4	22.	TO-15	03/12/13	20
1,3,5-Trimethylbenzene	108-67-8	120	4.00	20.0	< 4.0	< 20.	TO-15	03/12/13	20
Vinyl chloride	75-01-4	62.5	4.00	10.0	28.	72.	TO-15	03/12/13	20
Xylenes, Total	1330-20-7	106.16	12.0	52.0	< 12.	< 52.	TO-15	03/12/13	20
1,4-Bromofluorobenzene	460-00-4				113.59	% Rec.	TO-15	03/12/13	20

PGC ITSI Gilbane
04/13/2013

RDL1 = ppbv , RDL2 = ug/m3
Note:
Units are based on (STP) - Standard Temperature and Pressure
The reported analytical results relate only to the sample submitted.
This report shall not be reproduced, except in full, without the written approval from ESC.
.
Reported: 03/14/13 16:10 Printed: 03/14/13 16:11
L623482-16 (TO-15) - Cannot run lower due to matrix.

12065 Lebanon Rd.
Mt. Juliet, TN 37122
(615) 758-5858
1-800-767-5859
Fax (615) 758-5859

Tax I.D. 62-0814289

Est. 1970

REPORT OF ANALYSIS

Alison Jones
Clear Creek Associates-Tucson
221 N. Court Ave, Ste 101
Tucson, AZ 85701

March 14, 2013

ESC Sample # : L623482-18

Site ID :

Project # : 233005

Date Received : March 06, 2013
Description : BP 200 RI

Sample ID : DP-4-100

Collected By : VH/MB
Collection Date : 03/05/13 14:08

Parameter	Cas#	Mol Wght	RDL1	RDL2	ppbv		ug/m3		Method	Date	Dil.
Volatile Organics											
Benzene	71-43-2	78.1	16.0	51.0	< 16.		< 51.		TO-15	03/13/13	80
Bromomethane	74-83-9	94.9	16.0	62.0	< 16.		< 62.		TO-15	03/13/13	80
Carbon tetrachloride	56-23-5	154	16.0	100.	< 16.		< 100		TO-15	03/13/13	80
Chlorobenzene	108-90-7	113	16.0	74.0	< 16.		< 74.		TO-15	03/13/13	80
Chloroethane	75-00-3	64.5	16.0	42.0	< 16.		< 42.		TO-15	03/13/13	80
Chloroform	67-66-3	119	16.0	78.0	< 16.		< 78.		TO-15	03/13/13	80
Chloromethane	74-87-3	50.5	16.0	33.0	< 16.		< 33.		TO-15	03/13/13	80
1,2-Dibromoethane	106-93-4	188	16.0	120.	< 16.		< 120		TO-15	03/13/13	80
1,2-Dichlorobenzene	95-50-1	147	16.0	96.0	< 16.		< 96.		TO-15	03/13/13	80
1,3-Dichlorobenzene	541-73-1	147	16.0	96.0	< 16.		< 96.		TO-15	03/13/13	80
1,4-Dichlorobenzene	106-46-7	147	16.0	96.0	< 16.		< 96.		TO-15	03/13/13	80
1,2-Dichloroethane	107-06-2	99	16.0	65.0	< 16.		< 65.		TO-15	03/13/13	80
1,1-Dichloroethane	75-34-3	98	16.0	64.0	< 16.		< 64.		TO-15	03/13/13	80
1,1-Dichloroethene	75-35-4	96.9	16.0	63.0	< 16.		< 63.		TO-15	03/13/13	80
cis-1,2-Dichloroethene	156-59-2	96.9	16.0	63.0	23.		91.		TO-15	03/13/13	80
trans-1,2-Dichloroethene	156-60-5	96.9	16.0	63.0	< 16.		< 63.		TO-15	03/13/13	80
1,2-Dichloropropane	78-87-5	113	16.0	74.0	< 16.		< 74.		TO-15	03/13/13	80
cis-1,3-Dichloropropene	10061-01-5	111	16.0	73.0	< 16.		< 73.		TO-15	03/13/13	80
trans-1,3-Dichloropropene	10061-02-6	111	16.0	73.0	< 16.		< 73.		TO-15	03/13/13	80
Ethylbenzene	100-41-4	106	16.0	69.0	< 16.		< 69.		TO-15	03/13/13	80
1,1,2-Trichlorotrifluoroethane	76-13-1	187.4	16.0	120.	< 16.		< 120		TO-15	03/13/13	80
Trichlorofluoromethane	75-69-4	137.4	16.0	90.0	< 16.		< 90.		TO-15	03/13/13	80
Dichlorodifluoromethane	75-71-8	120.92	16.0	79.0	29.	J-	140	J-	TO-15	03/13/13	80
1,2-Dichlorotetrafluoroethane	76-14-2	171	16.0	110.	< 16.		< 110		TO-15	03/13/13	80
Hexachloro-1,3-butadiene	87-68-3	261	50.4	540.	< 50.		< 540		TO-15	03/13/13	80
Methylene Chloride	75-09-2	84.9	16.0	56.0	27.		94.		TO-15	03/13/13	80
2-Propanol	67-63-0	60.1	100.	250.	< 100		< 250		TO-15	03/13/13	80
Styrene	100-42-5	104	16.0	68.0	< 16.		< 68.		TO-15	03/13/13	80
1,1,2,2-Tetrachloroethane	79-34-5	168	16.0	110.	< 16.		< 110		TO-15	03/13/13	80
Tetrachloroethylene	127-18-4	166	16.0	110.	< 16.		< 110		TO-15	03/13/13	80
Toluene	108-88-3	92.1	16.0	60.0	< 16.		< 60.		TO-15	03/13/13	80
1,2,4-Trichlorobenzene	120-82-1	181	50.4	370.	< 50.		< 370		TO-15	03/13/13	80
1,1,1-Trichloroethane	71-55-6	133	16.0	87.0	< 16.		< 87.		TO-15	03/13/13	80
1,1,2-Trichloroethane	79-00-5	133	16.0	87.0	< 16.		< 87.		TO-15	03/13/13	80
Trichloroethylene	79-01-6	131	16.0	86.0	< 16.		< 86.		TO-15	03/13/13	80
1,2,4-Trimethylbenzene	95-63-6	120	16.0	79.0	< 16.		< 79.		TO-15	03/13/13	80
1,3,5-Trimethylbenzene	108-67-8	120	16.0	79.0	< 16.		< 79.		TO-15	03/13/13	80
Vinyl chloride	75-01-4	62.5	16.0	41.0	< 16.		< 41.		TO-15	03/13/13	80
Xylenes, Total	1330-20-7	106.16	48.0	210.	< 48.		< 210		TO-15	03/13/13	80
1,4-Bromofluorobenzene	460-00-4				101.4		% Rec.		TO-15	03/13/13	80

PGC ITSI Gilbane
04/13/2013

RDL1 = ppbv , RDL2 = ug/m3
Note:
Units are based on (STP) - Standard Temperature and Pressure
The reported analytical results relate only to the sample submitted.
This report shall not be reproduced, except in full, without the written approval from ESC.
.
Reported: 03/14/13 16:10 Printed: 03/14/13 16:11
L623482-18 (TO-15) - SURR failed on lower dilution.

12065 Lebanon Rd.
Mt. Juliet, TN 37122
(615) 758-5858
1-800-767-5859
Fax (615) 758-5859

Tax I.D. 62-0814289

Est. 1970

REPORT OF ANALYSIS

Alison Jones
Clear Creek Associates-Tucson
221 N. Court Ave, Ste 101
Tucson, AZ 85701

March 14, 2013

ESC Sample # : L623482-22

Site ID :

Project # : 233005

Date Received : March 06, 2013
Description : BP 200 RI

Sample ID : DP-4-500

Collected By : VH/MB
Collection Date : 03/05/13 13:45

Parameter	Cas#	Mol Wght	RDL1	RDL2	ppbv		ug/m3		Method	Date	Dil.
Volatile Organics											
Benzene	71-43-2	78.1	4.00	13.0	6.8		22.		TO-15	03/13/13	20
Bromomethane	74-83-9	94.9	4.00	16.0	< 4.0		< 16.		TO-15	03/13/13	20
Carbon tetrachloride	56-23-5	154	4.00	25.0	< 4.0		< 25.		TO-15	03/13/13	20
Chlorobenzene	108-90-7	113	4.00	18.0	< 4.0		< 18.		TO-15	03/13/13	20
Chloroethane	75-00-3	64.5	4.00	11.0	< 4.0		< 11.		TO-15	03/13/13	20
Chloroform	67-66-3	119	4.00	19.0	< 4.0		< 19.		TO-15	03/13/13	20
Chloromethane	74-87-3	50.5	4.00	8.30	< 4.0		< 8.3		TO-15	03/13/13	20
1,2-Dibromoethane	106-93-4	188	4.00	31.0	< 4.0		< 31.		TO-15	03/13/13	20
1,2-Dichlorobenzene	95-50-1	147	4.00	24.0	< 4.0		< 24.		TO-15	03/13/13	20
1,3-Dichlorobenzene	541-73-1	147	4.00	24.0	< 4.0		< 24.		TO-15	03/13/13	20
1,4-Dichlorobenzene	106-46-7	147	4.00	24.0	100	J	600	J	TO-15	03/13/13	20
1,2-Dichloroethane	107-06-2	99	4.00	16.0	< 4.0		< 16.		TO-15	03/13/13	20
1,1-Dichloroethane	75-34-3	98	4.00	16.0	< 4.0		< 16.		TO-15	03/13/13	20
1,1-Dichloroethene	75-35-4	96.9	4.00	16.0	< 4.0		< 16.		TO-15	03/13/13	20
cis-1,2-Dichloroethene	156-59-2	96.9	4.00	16.0	45.		180		TO-15	03/13/13	20
trans-1,2-Dichloroethene	156-60-5	96.9	4.00	16.0	< 4.0		< 16.		TO-15	03/13/13	20
1,2-Dichloropropane	78-87-5	113	4.00	18.0	< 4.0		< 18.		TO-15	03/13/13	20
cis-1,3-Dichloropropene	10061-01-5	111	4.00	18.0	< 4.0		< 18.		TO-15	03/13/13	20
trans-1,3-Dichloropropene	10061-02-6	111	4.00	18.0	< 4.0		< 18.		TO-15	03/13/13	20
Ethylbenzene	100-41-4	106	4.00	17.0	< 4.0		< 17.		TO-15	03/13/13	20
1,1,2-Trichlorotrifluoroethane	76-13-1	187.4	4.00	31.0	< 4.0		< 31.		TO-15	03/13/13	20
Trichlorofluoromethane	75-69-4	137.4	4.00	22.0	< 4.0		< 22.		TO-15	03/13/13	20
Dichlorodifluoromethane	75-71-8	120.92	4.00	20.0	39.		190		TO-15	03/13/13	20
1,2-Dichlorotetrafluoroethane	76-14-2	171	4.00	28.0	52.		360		TO-15	03/13/13	20
Hexachloro-1,3-butadiene	87-68-3	261	12.6	130.	< 13.		< 130		TO-15	03/13/13	20
Methylene Chloride	75-09-2	84.9	4.00	14.0	< 4.0		< 14.		TO-15	03/13/13	20
2-Propanol	67-63-0	60.1	25.0	61.0	< 25.		< 61.		TO-15	03/13/13	20
Styrene	100-42-5	104	4.00	17.0	< 4.0		< 17.		TO-15	03/13/13	20
1,1,2,2-Tetrachloroethane	79-34-5	168	4.00	27.0	< 4.0		< 27.		TO-15	03/13/13	20
Tetrachloroethylene	127-18-4	166	4.00	27.0	< 4.0		< 27.		TO-15	03/13/13	20
Toluene	108-88-3	92.1	4.00	15.0	< 4.0		< 15.		TO-15	03/13/13	20
1,2,4-Trichlorobenzene	120-82-1	181	12.6	93.0	< 13.		< 93.		TO-15	03/13/13	20
1,1,1-Trichloroethane	71-55-6	133	4.00	22.0	< 4.0		< 22.		TO-15	03/13/13	20
1,1,2-Trichloroethane	79-00-5	133	4.00	22.0	< 4.0		< 22.		TO-15	03/13/13	20
Trichloroethylene	79-01-6	131	4.00	21.0	< 4.0		< 21.		TO-15	03/13/13	20
1,2,4-Trimethylbenzene	95-63-6	120	4.00	20.0	< 4.0		< 20.		TO-15	03/13/13	20
1,3,5-Trimethylbenzene	108-67-8	120	4.00	20.0	< 4.0		< 20.		TO-15	03/13/13	20
Vinyl chloride	75-01-4	62.5	4.00	10.0	19.		49.		TO-15	03/13/13	20
Xylenes, Total	1330-20-7	106.16	12.0	52.0	< 12.		< 52.		TO-15	03/13/13	20
1,4-Bromofluorobenzene	460-00-4				107.23		% Rec.		TO-15	03/13/13	20

PGC ITSI Gilbane
04/13/2013

RDL1 = ppbv , RDL2 = ug/m3
Note:
Units are based on (STP) - Standard Temperature and Pressure
The reported analytical results relate only to the sample submitted.
This report shall not be reproduced, except in full, without the written approval from ESC.
.
Reported: 03/14/13 16:10 Printed: 03/14/13 16:11

12065 Lebanon Rd.
Mt. Juliet, TN 37122
(615) 758-5858
1-800-767-5859
Fax (615) 758-5859

Tax I.D. 62-0814289

Est. 1970

REPORT OF ANALYSIS

Alison Jones
Clear Creek Associates-Tucson
221 N. Court Ave, Ste 101
Tucson, AZ 85701

March 22, 2013

ESC Sample # : L624720-01

Site ID :

Project # : 233005

Date Received : March 13, 2013
Description : BP LOU RI

Sample ID : WR-273A-50

Collected By : VH/MB
Collection Date : 03/12/13 08:22

Parameter	Cas#	Mol Wght	RDL1	RDL2	ppbv		ug/m3		Method	Date	Dil.
Volatile Organics											
Benzene	71-43-2	78.1	0.400	1.30	< 0.40	J-	< 1.3	J-	TO-15	03/19/13	2
Bromomethane	74-83-9	94.9	0.400	1.60	< 0.40		< 1.6		TO-15	03/19/13	2
Carbon tetrachloride	56-23-5	154	0.400	2.50	< 0.40		< 2.5		TO-15	03/19/13	2
Chlorobenzene	108-90-7	113	0.400	1.80	< 0.40		< 1.8		TO-15	03/19/13	2
Chloroethane	75-00-3	64.5	0.400	1.10	< 0.40		< 1.1		TO-15	03/19/13	2
Chloroform	67-66-3	119	0.400	1.90	< 0.40		< 1.9		TO-15	03/19/13	2
Chloromethane	74-87-3	50.5	0.400	0.830	< 0.40		< 0.83		TO-15	03/19/13	2
1,2-Dibromoethane	106-93-4	188	0.400	3.10	< 0.40		< 3.1		TO-15	03/19/13	2
1,2-Dichlorobenzene	95-50-1	147	0.400	2.40	< 0.40		< 2.4		TO-15	03/19/13	2
1,3-Dichlorobenzene	541-73-1	147	0.400	2.40	< 0.40		< 2.4		TO-15	03/19/13	2
1,4-Dichlorobenzene	106-46-7	147	0.400	2.40	< 0.40		< 2.4		TO-15	03/19/13	2
1,2-Dichloroethane	107-06-2	99	0.400	1.60	< 0.40		< 1.6		TO-15	03/19/13	2
1,1-Dichloroethane	75-34-3	98	0.400	1.60	< 0.40		< 1.6		TO-15	03/19/13	2
1,1-Dichloroethene	75-35-4	96.9	0.400	1.60	< 0.40		< 1.6		TO-15	03/19/13	2
cis-1,2-Dichloroethene	156-59-2	96.9	0.400	1.60	< 0.40		< 1.6		TO-15	03/19/13	2
trans-1,2-Dichloroethene	156-60-5	96.9	0.400	1.60	< 0.40		< 1.6		TO-15	03/19/13	2
1,2-Dichloropropane	78-87-5	113	0.400	1.80	< 0.40		< 1.8		TO-15	03/19/13	2
cis-1,3-Dichloropropene	10061-01-5	111	0.400	1.80	< 0.40		< 1.8		TO-15	03/19/13	2
trans-1,3-Dichloropropene	10061-02-6	111	0.400	1.80	< 0.40		< 1.8		TO-15	03/19/13	2
Ethylbenzene	100-41-4	106	0.400	1.70	< 0.40		< 1.7		TO-15	03/19/13	2
1,1,2-Trichlorotrifluoroethane	76-13-1	187.4	0.400	3.10	< 0.40		< 3.1		TO-15	03/19/13	2
Trichlorofluoromethane	75-69-4	137.4	0.400	2.20	14.		79.		TO-15	03/19/13	2
Dichlorodifluoromethane	75-71-8	120.92	8.00	40.0	720		3600		TO-15	03/20/13	40
1,2-Dichlorotetrafluoroethane	76-14-2	171	0.400	2.80	16.		110		TO-15	03/19/13	2
Hexachloro-1,3-butadiene	87-68-3	261	1.26	13.0	< 1.3		< 13.		TO-15	03/19/13	2
Methylene Chloride	75-09-2	84.9	0.400	1.40	< 0.40		< 1.4		TO-15	03/19/13	2
2-Propanol	67-63-0	60.1	2.50	6.10	9.7		24.		TO-15	03/19/13	2
Styrene	100-42-5	104	0.400	1.70	0.45	J-	1.9	J-	TO-15	03/19/13	2
1,1,2,2-Tetrachloroethane	79-34-5	168	0.400	2.70	< 0.40		< 2.7		TO-15	03/19/13	2
Tetrachloroethylene	127-18-4	166	8.00	54.0	72.		490		TO-15	03/20/13	40
Toluene	108-88-3	92.1	0.400	1.50	0.58		2.2		TO-15	03/19/13	2
1,2,4-Trichlorobenzene	120-82-1	181	1.26	9.30	< 1.3		< 9.3		TO-15	03/19/13	2
1,1,1-Trichloroethane	71-55-6	133	0.400	2.20	< 0.40		< 2.2		TO-15	03/19/13	2
1,1,2-Trichloroethane	79-00-5	133	0.400	2.20	< 0.40		< 2.2		TO-15	03/19/13	2
Trichloroethylene	79-01-6	131	0.400	2.10	< 0.40		< 2.1		TO-15	03/19/13	2
1,2,4-Trimethylbenzene	95-63-6	120	0.400	2.00	< 0.40		< 2.0		TO-15	03/19/13	2
1,3,5-Trimethylbenzene	108-67-8	120	0.400	2.00	< 0.40		< 2.0		TO-15	03/19/13	2
Vinyl chloride	75-01-4	62.5	0.400	1.00	< 0.40		< 1.0		TO-15	03/19/13	2
Xylenes, Total	1330-20-7	106.16	1.20	5.20	< 1.2		< 5.2		TO-15	03/19/13	2
1,4-Bromofluorobenzene	460-00-4				92.46		% Rec.		TO-15	03/19/13	2

PGC ITSI Gilbane
04/14/2013

RDL1 = ppbv , RDL2 = ug/m3
Note:
Units are based on (STP) - Standard Temperature and Pressure
The reported analytical results relate only to the sample submitted.
This report shall not be reproduced, except in full, without the written approval from ESC.
.
Reported: 03/22/13 11:04 Printed: 03/22/13 11:04

12065 Lebanon Rd.
Mt. Juliet, TN 37122
(615) 758-5858
1-800-767-5859
Fax (615) 758-5859

Tax I.D. 62-0814289

Est. 1970

REPORT OF ANALYSIS

Alison Jones
Clear Creek Associates-Tucson
221 N. Court Ave, Ste 101
Tucson, AZ 85701

March 22, 2013

ESC Sample # : L624720-02

Site ID :

Project # : 233005

Date Received : March 13, 2013
Description : BP LOU RI

Sample ID : WR-273A-135

Collected By : VH/MB
Collection Date : 03/12/13 08:37

Parameter	Cas#	Mol Wght	RDL1	RDL2	ppbv		ug/m3		Method	Date	Dil.
Volatile Organics											
Benzene	71-43-2	78.1	0.400	1.30	< 0.40	J-	< 1.3	J-	TO-15	03/19/13	2
Bromomethane	74-83-9	94.9	0.400	1.60	< 0.40		< 1.6		TO-15	03/19/13	2
Carbon tetrachloride	56-23-5	154	0.400	2.50	< 0.40		< 2.5		TO-15	03/19/13	2
Chlorobenzene	108-90-7	113	0.400	1.80	< 0.40		< 1.8		TO-15	03/19/13	2
Chloroethane	75-00-3	64.5	0.400	1.10	< 0.40		< 1.1		TO-15	03/19/13	2
Chloroform	67-66-3	119	0.400	1.90	0.75		3.7		TO-15	03/19/13	2
Chloromethane	74-87-3	50.5	0.400	0.830	< 0.40		< 0.83		TO-15	03/19/13	2
1,2-Dibromoethane	106-93-4	188	0.400	3.10	< 0.40		< 3.1		TO-15	03/19/13	2
1,2-Dichlorobenzene	95-50-1	147	0.400	2.40	< 0.40		< 2.4		TO-15	03/19/13	2
1,3-Dichlorobenzene	541-73-1	147	0.400	2.40	< 0.40		< 2.4		TO-15	03/19/13	2
1,4-Dichlorobenzene	106-46-7	147	0.400	2.40	< 0.40		< 2.4		TO-15	03/19/13	2
1,2-Dichloroethane	107-06-2	99	0.400	1.60	< 0.40		< 1.6		TO-15	03/19/13	2
1,1-Dichloroethane	75-34-3	98	0.400	1.60	0.60		2.4		TO-15	03/19/13	2
1,1-Dichloroethene	75-35-4	96.9	0.400	1.60	< 0.40		< 1.6		TO-15	03/19/13	2
cis-1,2-Dichloroethene	156-59-2	96.9	0.400	1.60	< 0.40		< 1.6		TO-15	03/19/13	2
trans-1,2-Dichloroethene	156-60-5	96.9	0.400	1.60	< 0.40		< 1.6		TO-15	03/19/13	2
1,2-Dichloropropane	78-87-5	113	0.400	1.80	< 0.40		< 1.8		TO-15	03/19/13	2
cis-1,3-Dichloropropene	10061-01-5	111	0.400	1.80	< 0.40		< 1.8		TO-15	03/19/13	2
trans-1,3-Dichloropropene	10061-02-6	111	0.400	1.80	< 0.40		< 1.8		TO-15	03/19/13	2
Ethylbenzene	100-41-4	106	0.400	1.70	< 0.40		< 1.7		TO-15	03/19/13	2
1,1,2-Trichlorotrifluoroethane	76-13-1	187.4	0.400	3.10	0.85		6.5		TO-15	03/19/13	2
Trichlorofluoromethane	75-69-4	137.4	4.00	22.0	67.		380		TO-15	03/20/13	20
Dichlorodifluoromethane	75-71-8	120.92	40.0	200.	490		2400		TO-15	03/20/13	200
1,2-Dichlorotetrafluoroethane	76-14-2	171	4.00	28.0	71.		500		TO-15	03/20/13	20
Hexachloro-1,3-butadiene	87-68-3	261	1.26	13.0	< 1.3		< 13.		TO-15	03/19/13	2
Methylene Chloride	75-09-2	84.9	0.400	1.40	< 0.40		< 1.4		TO-15	03/19/13	2
2-Propanol	67-63-0	60.1	25.0	61.0	110		270		TO-15	03/20/13	20
Styrene	100-42-5	104	0.400	1.70	< 0.40	J-	< 1.7	J-	TO-15	03/19/13	2
1,1,2,2-Tetrachloroethane	79-34-5	168	0.400	2.70	< 0.40		< 2.7		TO-15	03/19/13	2
Tetrachloroethylene	127-18-4	166	40.0	270.	130		880		TO-15	03/20/13	200
Toluene	108-88-3	92.1	0.400	1.50	< 0.40		< 1.5		TO-15	03/19/13	2
1,2,4-Trichlorobenzene	120-82-1	181	1.26	9.30	< 1.3		< 9.3		TO-15	03/19/13	2
1,1,1-Trichloroethane	71-55-6	133	0.400	2.20	< 0.40		< 2.2		TO-15	03/19/13	2
1,1,2-Trichloroethane	79-00-5	133	0.400	2.20	< 0.40		< 2.2		TO-15	03/19/13	2
Trichloroethylene	79-01-6	131	0.400	2.10	9.2		49.		TO-15	03/19/13	2
1,2,4-Trimethylbenzene	95-63-6	120	0.400	2.00	< 0.40		< 2.0		TO-15	03/19/13	2
1,3,5-Trimethylbenzene	108-67-8	120	0.400	2.00	< 0.40		< 2.0		TO-15	03/19/13	2
Vinyl chloride	75-01-4	62.5	0.400	1.00	< 0.40		< 1.0		TO-15	03/19/13	2
Xylenes, Total	1330-20-7	106.16	1.20	5.20	< 1.2		< 5.2		TO-15	03/19/13	2
1,4-Bromofluorobenzene	460-00-4				93.41		% Rec.		TO-15	03/19/13	2

PGC ITSI Gilbane
04/14/2013

RDL1 = ppbv , RDL2 = ug/m3
Note:
Units are based on (STP) - Standard Temperature and Pressure
The reported analytical results relate only to the sample submitted.
This report shall not be reproduced, except in full, without the written approval from ESC.
.
Reported: 03/22/13 11:04 Printed: 03/22/13 11:04

12065 Lebanon Rd.
Mt. Juliet, TN 37122
(615) 758-5858
1-800-767-5859
Fax (615) 758-5859

Tax I.D. 62-0814289

Est. 1970

REPORT OF ANALYSIS

Alison Jones
Clear Creek Associates-Tucson
221 N. Court Ave, Ste 101
Tucson, AZ 85701

March 22, 2013

ESC Sample # : L624720-03

Site ID :

Project # : 233005

Date Received : March 13, 2013
Description : BP LOU RI

Sample ID : WR-273A-1350

Collected By : VH/MB
Collection Date : 03/12/13 09:00

Parameter	Cas#	Mol Wght	RDL1	RDL2	ppbv		ug/m3		Method	Date	Dil.
Volatile Organics											
Benzene	71-43-2	78.1	0.400	1.30	< 0.40	J-	< 1.3	J-	TO-15	03/20/13	2
Bromomethane	74-83-9	94.9	0.400	1.60	< 0.40		< 1.6		TO-15	03/20/13	2
Carbon tetrachloride	56-23-5	154	0.400	2.50	< 0.40		< 2.5		TO-15	03/20/13	2
Chlorobenzene	108-90-7	113	0.400	1.80	< 0.40		< 1.8		TO-15	03/20/13	2
Chloroethane	75-00-3	64.5	0.400	1.10	< 0.40		< 1.1		TO-15	03/20/13	2
Chloroform	67-66-3	119	0.400	1.90	0.80		3.9		TO-15	03/20/13	2
Chloromethane	74-87-3	50.5	0.400	0.830	< 0.40		< 0.83		TO-15	03/20/13	2
1,2-Dibromoethane	106-93-4	188	0.400	3.10	< 0.40		< 3.1		TO-15	03/20/13	2
1,2-Dichlorobenzene	95-50-1	147	0.400	2.40	< 0.40		< 2.4		TO-15	03/20/13	2
1,3-Dichlorobenzene	541-73-1	147	0.400	2.40	< 0.40		< 2.4		TO-15	03/20/13	2
1,4-Dichlorobenzene	106-46-7	147	0.400	2.40	< 0.40		< 2.4		TO-15	03/20/13	2
1,2-Dichloroethane	107-06-2	99	0.400	1.60	< 0.40		< 1.6		TO-15	03/20/13	2
1,1-Dichloroethane	75-34-3	98	0.400	1.60	0.62		2.5		TO-15	03/20/13	2
1,1-Dichloroethene	75-35-4	96.9	0.400	1.60	< 0.40		< 1.6		TO-15	03/20/13	2
cis-1,2-Dichloroethene	156-59-2	96.9	0.400	1.60	< 0.40		< 1.6		TO-15	03/20/13	2
trans-1,2-Dichloroethene	156-60-5	96.9	0.400	1.60	< 0.40		< 1.6		TO-15	03/20/13	2
1,2-Dichloropropane	78-87-5	113	0.400	1.80	< 0.40		< 1.8		TO-15	03/20/13	2
cis-1,3-Dichloropropene	10061-01-5	111	0.400	1.80	< 0.40		< 1.8		TO-15	03/20/13	2
trans-1,3-Dichloropropene	10061-02-6	111	0.400	1.80	< 0.40		< 1.8		TO-15	03/20/13	2
Ethylbenzene	100-41-4	106	0.400	1.70	< 0.40		< 1.7		TO-15	03/20/13	2
1,1,2-Trichlorotrifluoroethane	76-13-1	187.4	0.400	3.10	0.84		6.4		TO-15	03/20/13	2
Trichlorofluoromethane	75-69-4	137.4	4.00	22.0	71.		400		TO-15	03/20/13	20
Dichlorodifluoromethane	75-71-8	120.92	40.0	200.	510		2500		TO-15	03/20/13	200
1,2-Dichlorotetrafluoroethane	76-14-2	171	4.00	28.0	74.		520		TO-15	03/20/13	20
Hexachloro-1,3-butadiene	87-68-3	261	1.26	13.0	< 1.3		< 13.		TO-15	03/20/13	2
Methylene Chloride	75-09-2	84.9	0.400	1.40	< 0.40		< 1.4		TO-15	03/20/13	2
2-Propanol	67-63-0	60.1	25.0	61.0	160		390		TO-15	03/20/13	20
Styrene	100-42-5	104	0.400	1.70	< 0.40	J-	< 1.7	J-	TO-15	03/20/13	2
1,1,2,2-Tetrachloroethane	79-34-5	168	0.400	2.70	< 0.40		< 2.7		TO-15	03/20/13	2
Tetrachloroethylene	127-18-4	166	40.0	270.	140		950		TO-15	03/20/13	200
Toluene	108-88-3	92.1	0.400	1.50	< 0.40		< 1.5		TO-15	03/20/13	2
1,2,4-Trichlorobenzene	120-82-1	181	1.26	9.30	< 1.3		< 9.3		TO-15	03/20/13	2
1,1,1-Trichloroethane	71-55-6	133	0.400	2.20	< 0.40		< 2.2		TO-15	03/20/13	2
1,1,2-Trichloroethane	79-00-5	133	0.400	2.20	< 0.40		< 2.2		TO-15	03/20/13	2
Trichloroethylene	79-01-6	131	0.400	2.10	9.6		51.		TO-15	03/20/13	2
1,2,4-Trimethylbenzene	95-63-6	120	0.400	2.00	< 0.40		< 2.0		TO-15	03/20/13	2
1,3,5-Trimethylbenzene	108-67-8	120	0.400	2.00	< 0.40		< 2.0		TO-15	03/20/13	2
Vinyl chloride	75-01-4	62.5	0.400	1.00	< 0.40		< 1.0		TO-15	03/20/13	2
Xylenes, Total	1330-20-7	106.16	1.20	5.20	< 1.2		< 5.2		TO-15	03/20/13	2
1,4-Bromofluorobenzene	460-00-4				93.95		% Rec.		TO-15	03/20/13	2

PGC ITSI Gilbane
04/14/2013

RDL1 = ppbv , RDL2 = ug/m3
Note:
Units are based on (STP) - Standard Temperature and Pressure
The reported analytical results relate only to the sample submitted.
This report shall not be reproduced, except in full, without the written approval from ESC.
.
Reported: 03/22/13 11:04 Printed: 03/22/13 11:04

12065 Lebanon Rd.
Mt. Juliet, TN 37122
(615) 758-5858
1-800-767-5859
Fax (615) 758-5859

Tax I.D. 62-0814289

Est. 1970

REPORT OF ANALYSIS

Alison Jones
Clear Creek Associates-Tucson
221 N. Court Ave, Ste 101
Tucson, AZ 85701

March 22, 2013

ESC Sample # : L624720-04

Site ID :

Project # : 233005

Date Received : March 13, 2013
Description : BP LOU RI

Sample ID : WR-273A-220

Collected By : VH/MB
Collection Date : 03/12/13 09:00

Parameter	Cas#	Mol Wght	RDL1	RDL2	ppbv		ug/m3		Method	Date	Dil.
Volatile Organics											
Benzene	71-43-2	78.1	0.400	1.30	6.0	J-	19.	J-	TO-15	03/20/13	2
Bromomethane	74-83-9	94.9	0.400	1.60	< 0.40		< 1.6		TO-15	03/20/13	2
Carbon tetrachloride	56-23-5	154	0.400	2.50	< 0.40		< 2.5		TO-15	03/20/13	2
Chlorobenzene	108-90-7	113	0.400	1.80	< 0.40		< 1.8		TO-15	03/20/13	2
Chloroethane	75-00-3	64.5	0.400	1.10	< 0.40		< 1.1		TO-15	03/20/13	2
Chloroform	67-66-3	119	0.400	1.90	5.5		27.		TO-15	03/20/13	2
Chloromethane	74-87-3	50.5	0.400	0.830	< 0.40		< 0.83		TO-15	03/20/13	2
1,2-Dibromoethane	106-93-4	188	0.400	3.10	< 0.40		< 3.1		TO-15	03/20/13	2
1,2-Dichlorobenzene	95-50-1	147	0.400	2.40	< 0.40		< 2.4		TO-15	03/20/13	2
1,3-Dichlorobenzene	541-73-1	147	0.400	2.40	< 0.40		< 2.4		TO-15	03/20/13	2
1,4-Dichlorobenzene	106-46-7	147	0.400	2.40	< 0.40		< 2.4		TO-15	03/20/13	2
1,2-Dichloroethane	107-06-2	99	0.400	1.60	< 0.40		< 1.6		TO-15	03/20/13	2
1,1-Dichloroethane	75-34-3	98	0.400	1.60	11.		44.		TO-15	03/20/13	2
1,1-Dichloroethene	75-35-4	96.9	0.400	1.60	< 0.40		< 1.6		TO-15	03/20/13	2
cis-1,2-Dichloroethene	156-59-2	96.9	0.400	1.60	1.7		6.7		TO-15	03/20/13	2
trans-1,2-Dichloroethene	156-60-5	96.9	0.400	1.60	< 0.40		< 1.6		TO-15	03/20/13	2
1,2-Dichloropropane	78-87-5	113	0.400	1.80	< 0.40		< 1.8		TO-15	03/20/13	2
cis-1,3-Dichloropropene	10061-01-5	111	0.400	1.80	< 0.40		< 1.8		TO-15	03/20/13	2
trans-1,3-Dichloropropene	10061-02-6	111	0.400	1.80	< 0.40		< 1.8		TO-15	03/20/13	2
Ethylbenzene	100-41-4	106	0.400	1.70	< 0.40		< 1.7		TO-15	03/20/13	2
1,1,2-Trichlorotrifluoroethane	76-13-1	187.4	0.400	3.10	1.8		14.		TO-15	03/20/13	2
Trichlorofluoromethane	75-69-4	137.4	16.0	90.0	28.		160		TO-15	03/20/13	80
Dichlorodifluoromethane	75-71-8	120.92	16.0	79.0	650		3200		TO-15	03/20/13	80
1,2-Dichlorotetrafluoroethane	76-14-2	171	16.0	110.	28.		200		TO-15	03/20/13	80
Hexachloro-1,3-butadiene	87-68-3	261	1.26	13.0	< 1.3		< 13.		TO-15	03/20/13	2
Methylene Chloride	75-09-2	84.9	0.400	1.40	< 0.40		< 1.4		TO-15	03/20/13	2
2-Propanol	67-63-0	60.1	100.	250.	490		1200		TO-15	03/20/13	80
Styrene	100-42-5	104	0.400	1.70	0.47	J-	2.0	J-	TO-15	03/20/13	2
1,1,2,2-Tetrachloroethane	79-34-5	168	0.400	2.70	< 0.40		< 2.7		TO-15	03/20/13	2
Tetrachloroethylene	127-18-4	166	16.0	110.	330		2200		TO-15	03/20/13	80
Toluene	108-88-3	92.1	0.400	1.50	0.66		2.5		TO-15	03/20/13	2
1,2,4-Trichlorobenzene	120-82-1	181	1.26	9.30	< 1.3		< 9.3		TO-15	03/20/13	2
1,1,1-Trichloroethane	71-55-6	133	0.400	2.20	< 0.40		< 2.2		TO-15	03/20/13	2
1,1,2-Trichloroethane	79-00-5	133	0.400	2.20	< 0.40		< 2.2		TO-15	03/20/13	2
Trichloroethylene	79-01-6	131	16.0	86.0	27.		140		TO-15	03/20/13	80
1,2,4-Trimethylbenzene	95-63-6	120	0.400	2.00	< 0.40		< 2.0		TO-15	03/20/13	2
1,3,5-Trimethylbenzene	108-67-8	120	0.400	2.00	< 0.40		< 2.0		TO-15	03/20/13	2
Vinyl chloride	75-01-4	62.5	0.400	1.00	< 0.40		< 1.0		TO-15	03/20/13	2
Xylenes, Total	1330-20-7	106.16	1.20	5.20	< 1.2		< 5.2		TO-15	03/20/13	2
1,4-Bromofluorobenzene	460-00-4				96.68		% Rec.		TO-15	03/20/13	2

PGC ITSI Gilbane
04/14/2013

RDL1 = ppbv , RDL2 = ug/m3
Note:
Units are based on (STP) - Standard Temperature and Pressure
The reported analytical results relate only to the sample submitted.
This report shall not be reproduced, except in full, without the written approval from ESC.
.
Reported: 03/22/13 11:04 Printed: 03/22/13 11:04

12065 Lebanon Rd.
Mt. Juliet, TN 37122
(615) 758-5858
1-800-767-5859
Fax (615) 758-5859

Tax I.D. 62-0814289

Est. 1970

REPORT OF ANALYSIS

Alison Jones
Clear Creek Associates-Tucson
221 N. Court Ave, Ste 101
Tucson, AZ 85701

March 22, 2013

ESC Sample # : L624720-08

Site ID :

Project # : 233005

Date Received : March 13, 2013
Description : BP LOU RI

Sample ID : WR-275A-130

Collected By : VH/MB
Collection Date : 03/12/13 13:24

Parameter	Cas#	Mol Wght	RDL1	RDL2	ppbv		ug/m3		Method	Date	Dil.
Volatile Organics											
Benzene	71-43-2	78.1	8.00	26.0	27.	J+	86.	J+	TO-15	03/20/13	40
Bromomethane	74-83-9	94.9	8.00	31.0	< 8.0		< 31.		TO-15	03/20/13	40
Carbon tetrachloride	56-23-5	154	8.00	50.0	< 8.0		< 50.		TO-15	03/20/13	40
Chlorobenzene	108-90-7	113	8.00	37.0	84.	J+	390	J+	TO-15	03/20/13	40
Chloroethane	75-00-3	64.5	8.00	21.0	< 8.0		< 21.		TO-15	03/20/13	40
Chloroform	67-66-3	119	8.00	39.0	< 8.0		< 39.		TO-15	03/20/13	40
Chloromethane	74-87-3	50.5	8.00	17.0	< 8.0		< 17.		TO-15	03/20/13	40
1,2-Dibromoethane	106-93-4	188	8.00	62.0	< 8.0		< 62.		TO-15	03/20/13	40
1,2-Dichlorobenzene	95-50-1	147	8.00	48.0	11.	J+	66.	J+	TO-15	03/20/13	40
1,3-Dichlorobenzene	541-73-1	147	8.00	48.0	< 8.0		< 48.		TO-15	03/20/13	40
1,4-Dichlorobenzene	106-46-7	147	8.00	48.0	160	J+	960	J+	TO-15	03/20/13	40
1,2-Dichloroethane	107-06-2	99	8.00	32.0	< 8.0		< 32.		TO-15	03/20/13	40
1,1-Dichloroethane	75-34-3	98	8.00	32.0	< 8.0		< 32.		TO-15	03/20/13	40
1,1-Dichloroethene	75-35-4	96.9	8.00	32.0	< 8.0		< 32.		TO-15	03/20/13	40
cis-1,2-Dichloroethene	156-59-2	96.9	8.00	32.0	170	J+	670	J+	TO-15	03/20/13	40
trans-1,2-Dichloroethene	156-60-5	96.9	8.00	32.0	< 8.0		< 32.		TO-15	03/20/13	40
1,2-Dichloropropane	78-87-5	113	8.00	37.0	< 8.0		< 37.		TO-15	03/20/13	40
cis-1,3-Dichloropropene	10061-01-5	111	8.00	36.0	< 8.0		< 36.		TO-15	03/20/13	40
trans-1,3-Dichloropropene	10061-02-6	111	8.00	36.0	< 8.0		< 36.		TO-15	03/20/13	40
Ethylbenzene	100-41-4	106	8.00	35.0	< 8.0		< 35.		TO-15	03/20/13	40
1,1,2-Trichlorotrifluoroethane	76-13-1	187.4	8.00	61.0	< 8.0		< 61.		TO-15	03/20/13	40
Trichlorofluoromethane	75-69-4	137.4	8.00	45.0	< 8.0		< 45.		TO-15	03/20/13	40
Dichlorodifluoromethane	75-71-8	120.92	8.00	40.0	230	J+	1100	J+	TO-15	03/20/13	40
1,2-Dichlorotetrafluoroethane	76-14-2	171	8.00	56.0	230	J+	1600	J+	TO-15	03/20/13	40
Hexachloro-1,3-butadiene	87-68-3	261	25.2	270.	< 25.		< 270		TO-15	03/20/13	40
Methylene Chloride	75-09-2	84.9	8.00	28.0	11.	J+	38.	J+	TO-15	03/20/13	40
2-Propanol	67-63-0	60.1	50.0	120.	< 50.		< 120		TO-15	03/20/13	40
Styrene	100-42-5	104	8.00	34.0	< 8.0		< 34.		TO-15	03/20/13	40
1,1,2,2-Tetrachloroethane	79-34-5	168	8.00	55.0	< 8.0		< 55.		TO-15	03/20/13	40
Tetrachloroethylene	127-18-4	166	8.00	54.0	51.	J+	350	J+	TO-15	03/20/13	40
Toluene	108-88-3	92.1	8.00	30.0	< 8.0		< 30.		TO-15	03/20/13	40
1,2,4-Trichlorobenzene	120-82-1	181	25.2	190.	< 25.		< 190		TO-15	03/20/13	40
1,1,1-Trichloroethane	71-55-6	133	8.00	44.0	< 8.0		< 44.		TO-15	03/20/13	40
1,1,2-Trichloroethane	79-00-5	133	8.00	44.0	< 8.0		< 44.		TO-15	03/20/13	40
Trichloroethylene	79-01-6	131	8.00	43.0	29.	J+	160	J+	TO-15	03/20/13	40
1,2,4-Trimethylbenzene	95-63-6	120	8.00	39.0	< 8.0		< 39.		TO-15	03/20/13	40
1,3,5-Trimethylbenzene	108-67-8	120	8.00	39.0	< 8.0		< 39.		TO-15	03/20/13	40
Vinyl chloride	75-01-4	62.5	8.00	20.0	82.	J+	210	J+	TO-15	03/20/13	40
Xylenes, Total	1330-20-7	106.16	24.0	100.	< 24.		< 100		TO-15	03/20/13	40
1,4-Bromofluorobenzene	460-00-4				133.46		% Rec.		TO-15	03/20/13	40

PGC ITSI Gilbane
04/14/2013

RDL1 = ppbv , RDL2 = ug/m3
Note:
Units are based on (STP) - Standard Temperature and Pressure
The reported analytical results relate only to the sample submitted.
This report shall not be reproduced, except in full, without the written approval from ESC.
.
Reported: 03/22/13 11:04 Printed: 03/22/13 11:05
L624720-08 (TO-15) - IS/SURR failed on lower dilution.

12065 Lebanon Rd.
Mt. Juliet, TN 37122
(615) 758-5858
1-800-767-5859
Fax (615) 758-5859

Tax I.D. 62-0814289

Est. 1970

REPORT OF ANALYSIS

March 27, 2013

,

ESC Sample # : L625064-05

Date Received : March 14, 2013
Description : Broadway Pantano Project

Site ID :

Sample ID : R-070A-W4

Project # : 233005

Collected By : VH/MB
Collection Date : 03/13/13 12:14

Parameter	Cas#	Mol Wght	RDL1	RDL2	ppbv		ug/m3		Method	Date	Dil.
Volatile Organics											
Benzene	71-43-2	78.1	4.00	13.0	44.		140		TO-15	03/24/13	20
Bromomethane	74-83-9	94.9	4.00	16.0	< 4.0		< 16.		TO-15	03/24/13	20
Carbon tetrachloride	56-23-5	154	4.00	25.0	< 4.0		< 25.		TO-15	03/24/13	20
Chlorobenzene	108-90-7	113	4.00	18.0	< 4.0		< 18.		TO-15	03/24/13	20
Chloroethane	75-00-3	64.5	4.00	11.0	< 4.0		< 11.		TO-15	03/24/13	20
Chloroform	67-66-3	119	4.00	19.0	< 4.0		< 19.		TO-15	03/24/13	20
Chloromethane	74-87-3	50.5	4.00	8.30	< 4.0		< 8.3		TO-15	03/24/13	20
1,2-Dibromoethane	106-93-4	188	4.00	31.0	< 4.0		< 31.		TO-15	03/24/13	20
1,2-Dichlorobenzene	95-50-1	147	4.00	24.0	< 4.0		< 24.		TO-15	03/24/13	20
1,3-Dichlorobenzene	541-73-1	147	4.00	24.0	< 4.0		< 24.		TO-15	03/24/13	20
1,4-Dichlorobenzene	106-46-7	147	4.00	24.0	110		660		TO-15	03/24/13	20
1,2-Dichloroethane	107-06-2	99	4.00	16.0	11.		45.		TO-15	03/24/13	20
1,1-Dichloroethane	75-34-3	98	4.00	16.0	< 4.0		< 16.		TO-15	03/24/13	20
1,1-Dichloroethene	75-35-4	96.9	4.00	16.0	< 4.0		< 16.		TO-15	03/24/13	20
cis-1,2-Dichloroethene	156-59-2	96.9	4.00	16.0	320		1300		TO-15	03/24/13	20
trans-1,2-Dichloroethene	156-60-5	96.9	4.00	16.0	< 4.0		< 16.		TO-15	03/24/13	20
1,2-Dichloropropane	78-87-5	113	4.00	18.0	< 4.0		< 18.		TO-15	03/24/13	20
cis-1,3-Dichloropropene	10061-01-5	111	4.00	18.0	< 4.0		< 18.		TO-15	03/24/13	20
trans-1,3-Dichloropropene	10061-02-6	111	4.00	18.0	< 4.0		< 18.		TO-15	03/24/13	20
Ethylbenzene	100-41-4	106	4.00	17.0	11.		48.		TO-15	03/24/13	20
1,1,2-Trichlorotrifluoroethane	76-13-1	187.4	4.00	31.0	< 4.0		< 31.		TO-15	03/24/13	20
Trichlorofluoromethane	75-69-4	137.4	4.00	22.0	120		670		TO-15	03/24/13	20
Dichlorodifluoromethane	75-71-8	120.92	20.0	99.0	280		1400		TO-15	03/25/13	100
1,2-Dichlorotetrafluoroethane	76-14-2	171	4.00	28.0	130		910		TO-15	03/24/13	20
Hexachloro-1,3-butadiene	87-68-3	261	12.6	130.	< 13.	J-	< 130	J-	TO-15	03/24/13	20
Methylene Chloride	75-09-2	84.9	4.00	14.0	27.		94.		TO-15	03/24/13	20
2-Propanol	67-63-0	60.1	50.0	120.	290		710		TO-15	03/26/13	40
Styrene	100-42-5	104	4.00	17.0	< 4.0		< 17.		TO-15	03/24/13	20
1,1,2,2-Tetrachloroethane	79-34-5	168	4.00	27.0	< 4.0		< 27.		TO-15	03/24/13	20
Tetrachloroethylene	127-18-4	166	4.00	27.0	93.		630		TO-15	03/24/13	20
Toluene	108-88-3	92.1	4.00	15.0	8.3		31.		TO-15	03/24/13	20
1,2,4-Trichlorobenzene	120-82-1	181	12.6	93.0	< 13.	J-	< 93.	J-	TO-15	03/24/13	20
1,1,1-Trichloroethane	71-55-6	133	4.00	22.0	< 4.0		< 22.		TO-15	03/24/13	20
1,1,2-Trichloroethane	79-00-5	133	4.00	22.0	< 4.0		< 22.		TO-15	03/24/13	20
Trichloroethylene	79-01-6	131	4.00	21.0	40.		210		TO-15	03/24/13	20
1,2,4-Trimethylbenzene	95-63-6	120	4.00	20.0	39.		190		TO-15	03/24/13	20
1,3,5-Trimethylbenzene	108-67-8	120	4.00	20.0	59.		290		TO-15	03/24/13	20
Vinyl chloride	75-01-4	62.5	4.00	10.0	65.		170		TO-15	03/24/13	20
Xylenes, Total	1330-20-7	106.16	12.0	52.0	83.		360		TO-15	03/24/13	20
1,4-Bromofluorobenzene	460-00-4				114.86		% Rec.		TO-15	03/24/13	20

PGC ITSI Gilbane
04/06/2013

RDL1 = ppbv , RDL2 = ug/m3
Note:
Units are based on (STP) - Standard Temperature and Pressure
The reported analytical results relate only to the sample submitted.
This report shall not be reproduced, except in full, without the written approval from ESC.
.
Reported: 03/27/13 10:42 Printed: 03/27/13 10:42

12065 Lebanon Rd.
Mt. Juliet, TN 37122
(615) 758-5858
1-800-767-5859
Fax (615) 758-5859

Tax I.D. 62-0814289

Est. 1970

REPORT OF ANALYSIS

March 27, 2013

,

ESC Sample # : L625064-07

Date Received : March 14, 2013
Description : Broadway Pantano Project

Site ID :

Sample ID : WR-274A-50

Project # : 233005

Collected By : VH/MB
Collection Date : 03/13/13 14:50

Parameter	Cas#	Mol Wght	RDL1	RDL2	ppbv		ug/m3		Method	Date	Dil.
Volatile Organics											
Benzene	71-43-2	78.1	1.60	5.10	< 1.6		< 5.1		TO-15	03/24/13	8
Bromomethane	74-83-9	94.9	1.60	6.20	< 1.6		< 6.2		TO-15	03/24/13	8
Carbon tetrachloride	56-23-5	154	1.60	10.0	< 1.6		< 10.		TO-15	03/24/13	8
Chlorobenzene	108-90-7	113	1.60	7.40	< 1.6		< 7.4		TO-15	03/24/13	8
Chloroethane	75-00-3	64.5	1.60	4.20	< 1.6		< 4.2		TO-15	03/24/13	8
Chloroform	67-66-3	119	1.60	7.80	< 1.6		< 7.8		TO-15	03/24/13	8
Chloromethane	74-87-3	50.5	1.60	3.30	< 1.6		< 3.3		TO-15	03/24/13	8
1,2-Dibromoethane	106-93-4	188	1.60	12.0	< 1.6		< 12.		TO-15	03/24/13	8
1,2-Dichlorobenzene	95-50-1	147	1.60	9.60	< 1.6		< 9.6		TO-15	03/24/13	8
1,3-Dichlorobenzene	541-73-1	147	1.60	9.60	< 1.6		< 9.6		TO-15	03/24/13	8
1,4-Dichlorobenzene	106-46-7	147	1.60	9.60	< 1.6		< 9.6		TO-15	03/24/13	8
1,2-Dichloroethane	107-06-2	99	1.60	6.50	< 1.6		< 6.5		TO-15	03/24/13	8
1,1-Dichloroethane	75-34-3	98	1.60	6.40	< 1.6		< 6.4		TO-15	03/24/13	8
1,1-Dichloroethene	75-35-4	96.9	1.60	6.30	< 1.6		< 6.3		TO-15	03/24/13	8
cis-1,2-Dichloroethene	156-59-2	96.9	1.60	6.30	< 1.6		< 6.3		TO-15	03/24/13	8
trans-1,2-Dichloroethene	156-60-5	96.9	1.60	6.30	< 1.6		< 6.3		TO-15	03/24/13	8
1,2-Dichloropropane	78-87-5	113	1.60	7.40	< 1.6		< 7.4		TO-15	03/24/13	8
cis-1,3-Dichloropropene	10061-01-5	111	1.60	7.30	< 1.6		< 7.3		TO-15	03/24/13	8
trans-1,3-Dichloropropene	10061-02-6	111	1.60	7.30	< 1.6		< 7.3		TO-15	03/24/13	8
Ethylbenzene	100-41-4	106	1.60	6.90	< 1.6		< 6.9		TO-15	03/24/13	8
1,1,2-Trichlorotrifluoroethane	76-13-1	187.4	1.60	12.0	< 1.6		< 12.		TO-15	03/24/13	8
Trichlorofluoromethane	75-69-4	137.4	1.60	9.00	< 1.6		< 9.0		TO-15	03/24/13	8
Dichlorodifluoromethane	75-71-8	120.92	8.00	40.0	270		1300		TO-15	03/25/13	40
1,2-Dichlorotetrafluoroethane	76-14-2	171	1.60	11.0	71.		500		TO-15	03/24/13	8
Hexachloro-1,3-butadiene	87-68-3	261	5.04	54.0	< 5.0	J-	< 54.	J-	TO-15	03/24/13	8
Methylene Chloride	75-09-2	84.9	1.60	5.60	< 1.6		< 5.6		TO-15	03/24/13	8
2-Propanol	67-63-0	60.1	10.0	25.0	16.		39.		TO-15	03/24/13	8
Styrene	100-42-5	104	1.60	6.80	2.7		11.		TO-15	03/24/13	8
1,1,2,2-Tetrachloroethane	79-34-5	168	1.60	11.0	< 1.6		< 11.		TO-15	03/24/13	8
Tetrachloroethylene	127-18-4	166	1.60	11.0	3.6		24.		TO-15	03/24/13	8
Toluene	108-88-3	92.1	1.60	6.00	6.0		23.		TO-15	03/24/13	8
1,2,4-Trichlorobenzene	120-82-1	181	5.04	37.0	< 5.0	J-	< 37.	J-	TO-15	03/24/13	8
1,1,1-Trichloroethane	71-55-6	133	1.60	8.70	< 1.6		< 8.7		TO-15	03/24/13	8
1,1,2-Trichloroethane	79-00-5	133	1.60	8.70	< 1.6		< 8.7		TO-15	03/24/13	8
Trichloroethylene	79-01-6	131	1.60	8.60	< 1.6		< 8.6		TO-15	03/24/13	8
1,2,4-Trimethylbenzene	95-63-6	120	1.60	7.90	< 1.6		< 7.9		TO-15	03/24/13	8
1,3,5-Trimethylbenzene	108-67-8	120	1.60	7.90	< 1.6		< 7.9		TO-15	03/24/13	8
Vinyl chloride	75-01-4	62.5	1.60	4.10	< 1.6		< 4.1		TO-15	03/24/13	8
Xylenes, Total	1330-20-7	106.16	4.80	21.0	< 4.8		< 21.		TO-15	03/24/13	8
1,4-Bromofluorobenzene	460-00-4				102.38		% Rec.		TO-15	03/24/13	8

PGC ITSI Gilbane
04/06/2013

RDL1 = ppbv , RDL2 = ug/m3
Note:
Units are based on (STP) - Standard Temperature and Pressure
The reported analytical results relate only to the sample submitted.
This report shall not be reproduced, except in full, without the written approval from ESC.
.
Reported: 03/27/13 10:42 Printed: 03/27/13 10:42

12065 Lebanon Rd.
Mt. Juliet, TN 37122
(615) 758-5858
1-800-767-5859
Fax (615) 758-5859

Tax I.D. 62-0814289

Est. 1970

REPORT OF ANALYSIS

March 28, 2013

,

ESC Sample # : L625295-05

Date Received : March 15, 2013
Description : BP LOU RI

Site ID :

Sample ID : R-073A-50

Project # : 233005

Collected By : VH/MB
Collection Date : 03/14/13 08:59

Parameter	Cas#	Mol Wght	RDL1	RDL2	ppbv		ug/m3		Method	Date	Dil.
Volatile Organics											
Benzene	71-43-2	78.1	5.00	16.0	25.	J+	80.	J+	TO-15	03/26/13	25
Bromomethane	74-83-9	94.9	5.00	19.0	< 5.0		< 19.		TO-15	03/26/13	25
Carbon tetrachloride	56-23-5	154	5.00	31.0	< 5.0		< 31.		TO-15	03/26/13	25
Chlorobenzene	108-90-7	113	5.00	23.0	< 5.0		< 23.		TO-15	03/26/13	25
Chloroethane	75-00-3	64.5	5.00	13.0	< 5.0		< 13.		TO-15	03/26/13	25
Chloroform	67-66-3	119	5.00	24.0	< 5.0		< 24.		TO-15	03/26/13	25
Chloromethane	74-87-3	50.5	5.00	10.0	< 5.0		< 10.		TO-15	03/26/13	25
1,2-Dibromoethane	106-93-4	188	5.00	38.0	< 5.0		< 38.		TO-15	03/26/13	25
1,2-Dichlorobenzene	95-50-1	147	5.00	30.0	5.7	J+	34.	J+	TO-15	03/26/13	25
1,3-Dichlorobenzene	541-73-1	147	5.00	30.0	< 5.0		< 30.		TO-15	03/26/13	25
1,4-Dichlorobenzene	106-46-7	147	5.00	30.0	180	J+	1100	J+	TO-15	03/26/13	25
1,2-Dichloroethane	107-06-2	99	5.00	20.0	5.4	J+	22.	J+	TO-15	03/26/13	25
1,1-Dichloroethane	75-34-3	98	5.00	20.0	< 5.0		< 20.		TO-15	03/26/13	25
1,1-Dichloroethene	75-35-4	96.9	5.00	20.0	< 5.0		< 20.		TO-15	03/26/13	25
cis-1,2-Dichloroethene	156-59-2	96.9	5.00	20.0	150	J+	590	J+	TO-15	03/26/13	25
trans-1,2-Dichloroethene	156-60-5	96.9	5.00	20.0	< 5.0		< 20.		TO-15	03/26/13	25
1,2-Dichloropropane	78-87-5	113	5.00	23.0	< 5.0		< 23.		TO-15	03/26/13	25
cis-1,3-Dichloropropene	10061-01-5	111	5.00	23.0	< 5.0		< 23.		TO-15	03/26/13	25
trans-1,3-Dichloropropene	10061-02-6	111	5.00	23.0	< 5.0		< 23.		TO-15	03/26/13	25
Ethylbenzene	100-41-4	106	5.00	22.0	7.8	J+	34.	J+	TO-15	03/26/13	25
1,1,2-Trichlorotrifluoroethane	76-13-1	187.4	5.00	38.0	< 5.0		< 38.		TO-15	03/26/13	25
Trichlorofluoromethane	75-69-4	137.4	5.00	28.0	< 5.0		< 28.		TO-15	03/26/13	25
Dichlorodifluoromethane	75-71-8	120.92	16.0	79.0	140	J+	690	J+	TO-15	03/27/13	80
1,2-Dichlorotetrafluoroethane	76-14-2	171	5.00	35.0	220	J+	1500	J+	TO-15	03/26/13	25
Hexachloro-1,3-butadiene	87-68-3	261	15.8	170.	< 16.		< 170		TO-15	03/26/13	25
Methylene Chloride	75-09-2	84.9	5.00	17.0	13.	J+	45.	J+	TO-15	03/26/13	25
2-Propanol	67-63-0	60.1	31.2	77.0	150		370		TO-15	03/26/13	25
Styrene	100-42-5	104	5.00	21.0	< 5.0		< 21.		TO-15	03/26/13	25
1,1,2,2-Tetrachloroethane	79-34-5	168	5.00	34.0	< 5.0		< 34.		TO-15	03/26/13	25
Tetrachloroethylene	127-18-4	166	5.00	34.0	15.	J+	100	J+	TO-15	03/26/13	25
Toluene	108-88-3	92.1	5.00	19.0	11.	J+	41.	J+	TO-15	03/26/13	25
1,2,4-Trichlorobenzene	120-82-1	181	15.8	120.	< 16.		< 120		TO-15	03/26/13	25
1,1,1-Trichloroethane	71-55-6	133	5.00	27.0	< 5.0		< 27.		TO-15	03/26/13	25
1,1,2-Trichloroethane	79-00-5	133	5.00	27.0	< 5.0		< 27.		TO-15	03/26/13	25
Trichloroethylene	79-01-6	131	5.00	27.0	14.	J+	75.	J+	TO-15	03/26/13	25
1,2,4-Trimethylbenzene	95-63-6	120	5.00	25.0	14.	J+	69.	J+	TO-15	03/26/13	25
1,3,5-Trimethylbenzene	108-67-8	120	5.00	25.0	5.4	J+	27.	J+	TO-15	03/26/13	25
Vinyl chloride	75-01-4	62.5	5.00	13.0	54.	J+	140	J+	TO-15	03/26/13	25
Xylenes, Total	1330-20-7	106.16	15.0	65.0	< 15.		< 65.		TO-15	03/26/13	25
1,4-Bromofluorobenzene	460-00-4				136.41		% Rec.		TO-15	03/26/13	25

PGC ITSI Gilbane
04/06/2013

RDL1 = ppbv , RDL2 = ug/m3
Note:
Units are based on (STP) - Standard Temperature and Pressure
The reported analytical results relate only to the sample submitted.
This report shall not be reproduced, except in full, without the written approval from ESC.
.
Reported: 03/28/13 11:53 Printed: 03/28/13 11:54

12065 Lebanon Rd.
Mt. Juliet, TN 37122
(615) 758-5858
1-800-767-5859
Fax (615) 758-5859

Tax I.D. 62-0814289

Est. 1970

REPORT OF ANALYSIS

March 28, 2013

,

ESC Sample # : L625295-10

Date Received : March 15, 2013
Description : BP LOU RI

Site ID :

Sample ID : R-072A-50

Project # : 233005

Collected By : VH/MB
Collection Date : 03/14/13 12:44

Parameter	Cas#	Mol Wght	RDL1	RDL2	ppbv		ug/m3		Method	Date	Dil.
Volatile Organics											
Benzene	71-43-2	78.1	1.60	5.10	< 1.6		< 5.1		TO-15	03/26/13	8
Bromomethane	74-83-9	94.9	1.60	6.20	< 1.6		< 6.2		TO-15	03/26/13	8
Carbon tetrachloride	56-23-5	154	1.60	10.0	< 1.6		< 10.		TO-15	03/26/13	8
Chlorobenzene	108-90-7	113	1.60	7.40	< 1.6		< 7.4		TO-15	03/26/13	8
Chloroethane	75-00-3	64.5	1.60	4.20	< 1.6		< 4.2		TO-15	03/26/13	8
Chloroform	67-66-3	119	1.60	7.80	< 1.6		< 7.8		TO-15	03/26/13	8
Chloromethane	74-87-3	50.5	1.60	3.30	< 1.6		< 3.3		TO-15	03/26/13	8
1,2-Dibromoethane	106-93-4	188	1.60	12.0	< 1.6		< 12.		TO-15	03/26/13	8
1,2-Dichlorobenzene	95-50-1	147	1.60	9.60	< 1.6		< 9.6		TO-15	03/26/13	8
1,3-Dichlorobenzene	541-73-1	147	1.60	9.60	< 1.6		< 9.6		TO-15	03/26/13	8
1,4-Dichlorobenzene	106-46-7	147	1.60	9.60	60.		360		TO-15	03/26/13	8
1,2-Dichloroethane	107-06-2	99	1.60	6.50	< 1.6		< 6.5		TO-15	03/26/13	8
1,1-Dichloroethane	75-34-3	98	1.60	6.40	< 1.6		< 6.4		TO-15	03/26/13	8
1,1-Dichloroethene	75-35-4	96.9	1.60	6.30	< 1.6		< 6.3		TO-15	03/26/13	8
cis-1,2-Dichloroethene	156-59-2	96.9	1.60	6.30	< 1.6		< 6.3		TO-15	03/26/13	8
trans-1,2-Dichloroethene	156-60-5	96.9	1.60	6.30	< 1.6		< 6.3		TO-15	03/26/13	8
1,2-Dichloropropane	78-87-5	113	1.60	7.40	< 1.6		< 7.4		TO-15	03/26/13	8
cis-1,3-Dichloropropene	10061-01-5	111	1.60	7.30	< 1.6		< 7.3		TO-15	03/26/13	8
trans-1,3-Dichloropropene	10061-02-6	111	1.60	7.30	< 1.6		< 7.3		TO-15	03/26/13	8
Ethylbenzene	100-41-4	106	1.60	6.90	< 1.6		< 6.9		TO-15	03/26/13	8
1,1,2-Trichlorotrifluoroethane	76-13-1	187.4	1.60	12.0	< 1.6		< 12.		TO-15	03/26/13	8
Trichlorofluoromethane	75-69-4	137.4	1.60	9.00	< 1.6		< 9.0		TO-15	03/26/13	8
Dichlorodifluoromethane	75-71-8	120.92	1.60	7.90	82.		410		TO-15	03/26/13	8
1,2-Dichlorotetrafluoroethane	76-14-2	171	1.60	11.0	72.		500		TO-15	03/26/13	8
Hexachloro-1,3-butadiene	87-68-3	261	5.04	54.0	< 5.0		< 54.		TO-15	03/26/13	8
Methylene Chloride	75-09-2	84.9	1.60	5.60	15.	J	52.	J	TO-15	03/26/13	8
2-Propanol	67-63-0	60.1	25.0	61.0	380		930		TO-15	03/27/13	20
Styrene	100-42-5	104	1.60	6.80	1.8		7.7		TO-15	03/26/13	8
1,1,2,2-Tetrachloroethane	79-34-5	168	1.60	11.0	< 1.6		< 11.		TO-15	03/26/13	8
Tetrachloroethylene	127-18-4	166	1.60	11.0	6.6		45.		TO-15	03/26/13	8
Toluene	108-88-3	92.1	1.60	6.00	2.8		11.		TO-15	03/26/13	8
1,2,4-Trichlorobenzene	120-82-1	181	5.04	37.0	< 5.0		< 37.		TO-15	03/26/13	8
1,1,1-Trichloroethane	71-55-6	133	1.60	8.70	< 1.6		< 8.7		TO-15	03/26/13	8
1,1,2-Trichloroethane	79-00-5	133	1.60	8.70	< 1.6		< 8.7		TO-15	03/26/13	8
Trichloroethylene	79-01-6	131	1.60	8.60	< 1.6		< 8.6		TO-15	03/26/13	8
1,2,4-Trimethylbenzene	95-63-6	120	1.60	7.90	< 1.6		< 7.9		TO-15	03/26/13	8
1,3,5-Trimethylbenzene	108-67-8	120	1.60	7.90	< 1.6		< 7.9		TO-15	03/26/13	8
Vinyl chloride	75-01-4	62.5	1.60	4.10	< 1.6		< 4.1		TO-15	03/26/13	8
Xylenes, Total	1330-20-7	106.16	4.80	21.0	< 4.8		< 21.		TO-15	03/26/13	8
1,4-Bromofluorobenzene	460-00-4				104.38		% Rec.		TO-15	03/26/13	8

PGC ITSI Gilbane
04/14/2013

RDL1 = ppbv , RDL2 = ug/m3
Note:
Units are based on (STP) - Standard Temperature and Pressure
The reported analytical results relate only to the sample submitted.
This report shall not be reproduced, except in full, without the written approval from ESC.
.
Reported: 03/28/13 11:53 Printed: 03/28/13 11:54

12065 Lebanon Rd.
Mt. Juliet, TN 37122
(615) 758-5858
1-800-767-5859
Fax (615) 758-5859

Tax I.D. 62-0814289

Est. 1970

REPORT OF ANALYSIS

March 28, 2013

,

ESC Sample # : L625295-12

Date Received : March 15, 2013
Description : BP LOU RI

Site ID :

Sample ID : R-072A-500

Project # : 233005

Collected By : VH/MB
Collection Date : 03/14/13 13:00

Parameter	Cas#	Mol Wght	RDL1	RDL2	ppbv		ug/m3		Method	Date	Dil.
Volatile Organics											
Benzene	71-43-2	78.1	1.60	5.10	< 1.6		< 5.1		TO-15	03/26/13	8
Bromomethane	74-83-9	94.9	1.60	6.20	< 1.6		< 6.2		TO-15	03/26/13	8
Carbon tetrachloride	56-23-5	154	1.60	10.0	< 1.6		< 10.		TO-15	03/26/13	8
Chlorobenzene	108-90-7	113	1.60	7.40	2.4		11.		TO-15	03/26/13	8
Chloroethane	75-00-3	64.5	1.60	4.20	< 1.6		< 4.2		TO-15	03/26/13	8
Chloroform	67-66-3	119	1.60	7.80	2.4		12.		TO-15	03/26/13	8
Chloromethane	74-87-3	50.5	1.60	3.30	< 1.6		< 3.3		TO-15	03/26/13	8
1,2-Dibromoethane	106-93-4	188	1.60	12.0	< 1.6		< 12.		TO-15	03/26/13	8
1,2-Dichlorobenzene	95-50-1	147	1.60	9.60	2.1		13.		TO-15	03/26/13	8
1,3-Dichlorobenzene	541-73-1	147	1.60	9.60	< 1.6		< 9.6		TO-15	03/26/13	8
1,4-Dichlorobenzene	106-46-7	147	1.60	9.60	98.		590		TO-15	03/26/13	8
1,2-Dichloroethane	107-06-2	99	1.60	6.50	< 1.6		< 6.5		TO-15	03/26/13	8
1,1-Dichloroethane	75-34-3	98	1.60	6.40	< 1.6		< 6.4		TO-15	03/26/13	8
1,1-Dichloroethene	75-35-4	96.9	1.60	6.30	< 1.6		< 6.3		TO-15	03/26/13	8
cis-1,2-Dichloroethene	156-59-2	96.9	1.60	6.30	< 1.6		< 6.3		TO-15	03/26/13	8
trans-1,2-Dichloroethene	156-60-5	96.9	1.60	6.30	< 1.6		< 6.3		TO-15	03/26/13	8
1,2-Dichloropropane	78-87-5	113	1.60	7.40	< 1.6		< 7.4		TO-15	03/26/13	8
cis-1,3-Dichloropropene	10061-01-5	111	1.60	7.30	< 1.6		< 7.3		TO-15	03/26/13	8
trans-1,3-Dichloropropene	10061-02-6	111	1.60	7.30	< 1.6		< 7.3		TO-15	03/26/13	8
Ethylbenzene	100-41-4	106	1.60	6.90	2.2		9.5		TO-15	03/26/13	8
1,1,2-Trichlorotrifluoroethane	76-13-1	187.4	1.60	12.0	< 1.6		< 12.		TO-15	03/26/13	8
Trichlorofluoromethane	75-69-4	137.4	1.60	9.00	< 1.6		< 9.0		TO-15	03/26/13	8
Dichlorodifluoromethane	75-71-8	120.92	1.60	7.90	130		640		TO-15	03/26/13	8
1,2-Dichlorotetrafluoroethane	76-14-2	171	1.60	11.0	110		770		TO-15	03/26/13	8
Hexachloro-1,3-butadiene	87-68-3	261	5.04	54.0	< 5.0		< 54.		TO-15	03/26/13	8
Methylene Chloride	75-09-2	84.9	1.60	5.60	1.8	J	6.3	J	TO-15	03/26/13	8
2-Propanol	67-63-0	60.1	10.0	25.0	27.		66.		TO-15	03/26/13	8
Styrene	100-42-5	104	1.60	6.80	3.6		15.		TO-15	03/26/13	8
1,1,2,2-Tetrachloroethane	79-34-5	168	1.60	11.0	< 1.6		< 11.		TO-15	03/26/13	8
Tetrachloroethylene	127-18-4	166	1.60	11.0	11.		75.		TO-15	03/26/13	8
Toluene	108-88-3	92.1	1.60	6.00	4.5		17.		TO-15	03/26/13	8
1,2,4-Trichlorobenzene	120-82-1	181	5.04	37.0	< 5.0		< 37.		TO-15	03/26/13	8
1,1,1-Trichloroethane	71-55-6	133	1.60	8.70	< 1.6		< 8.7		TO-15	03/26/13	8
1,1,2-Trichloroethane	79-00-5	133	1.60	8.70	< 1.6		< 8.7		TO-15	03/26/13	8
Trichloroethylene	79-01-6	131	1.60	8.60	< 1.6		< 8.6		TO-15	03/26/13	8
1,2,4-Trimethylbenzene	95-63-6	120	1.60	7.90	< 1.6		< 7.9		TO-15	03/26/13	8
1,3,5-Trimethylbenzene	108-67-8	120	1.60	7.90	< 1.6		< 7.9		TO-15	03/26/13	8
Vinyl chloride	75-01-4	62.5	1.60	4.10	< 1.6		< 4.1		TO-15	03/26/13	8
Xylenes, Total	1330-20-7	106.16	4.80	21.0	5.8		25.		TO-15	03/26/13	8
1,4-Bromofluorobenzene	460-00-4				110.82		% Rec.		TO-15	03/26/13	8

PGC ITSI Gilbane
04/14/2013

RDL1 = ppbv , RDL2 = ug/m3
Note:
Units are based on (STP) - Standard Temperature and Pressure
The reported analytical results relate only to the sample submitted.
This report shall not be reproduced, except in full, without the written approval from ESC.
.
Reported: 03/28/13 11:53 Printed: 03/28/13 11:54

12065 Lebanon Rd.
Mt. Juliet, TN 37122
(615) 758-5858
1-800-767-5859
Fax (615) 758-5859

Tax I.D. 62-0814289

Est. 1970

REPORT OF ANALYSIS

March 28, 2013

,

ESC Sample # : L625295-15

Date Received : March 15, 2013
Description : BP LOU RI

Site ID :

Sample ID : R-068A-100

Project # : 233005

Collected By : VH/MB
Collection Date : 03/14/13 14:31

Parameter	Cas#	Mol Wght	RDL1	RDL2	ppbv		ug/m3		Method	Date	Dil.
Volatile Organics											
Benzene	71-43-2	78.1	8.00	26.0	39.	J+	120	J+	TO-15	03/27/13	40
Bromomethane	74-83-9	94.9	8.00	31.0	< 8.0		< 31.		TO-15	03/27/13	40
Carbon tetrachloride	56-23-5	154	8.00	50.0	< 8.0		< 50.		TO-15	03/27/13	40
Chlorobenzene	108-90-7	113	8.00	37.0	32.	J+	150	J+	TO-15	03/27/13	40
Chloroethane	75-00-3	64.5	8.00	21.0	< 8.0		< 21.		TO-15	03/27/13	40
Chloroform	67-66-3	119	8.00	39.0	< 8.0		< 39.		TO-15	03/27/13	40
Chloromethane	74-87-3	50.5	8.00	17.0	65.	J+	130	J+	TO-15	03/27/13	40
1,2-Dibromoethane	106-93-4	188	8.00	62.0	< 8.0		< 62.		TO-15	03/27/13	40
1,2-Dichlorobenzene	95-50-1	147	8.00	48.0	10.	J+	60.	J+	TO-15	03/27/13	40
1,3-Dichlorobenzene	541-73-1	147	8.00	48.0	< 8.0		< 48.		TO-15	03/27/13	40
1,4-Dichlorobenzene	106-46-7	147	8.00	48.0	220	J+	1300	J+	TO-15	03/27/13	40
1,2-Dichloroethane	107-06-2	99	8.00	32.0	< 8.0		< 32.		TO-15	03/27/13	40
1,1-Dichloroethane	75-34-3	98	8.00	32.0	< 8.0		< 32.		TO-15	03/27/13	40
1,1-Dichloroethene	75-35-4	96.9	8.00	32.0	< 8.0		< 32.		TO-15	03/27/13	40
cis-1,2-Dichloroethene	156-59-2	96.9	8.00	32.0	510	J+	2000	J+	TO-15	03/27/13	40
trans-1,2-Dichloroethene	156-60-5	96.9	8.00	32.0	< 8.0		< 32.		TO-15	03/27/13	40
1,2-Dichloropropane	78-87-5	113	8.00	37.0	47.	J+	220	J+	TO-15	03/27/13	40
cis-1,3-Dichloropropene	10061-01-5	111	8.00	36.0	< 8.0		< 36.		TO-15	03/27/13	40
trans-1,3-Dichloropropene	10061-02-6	111	8.00	36.0	< 8.0		< 36.		TO-15	03/27/13	40
Ethylbenzene	100-41-4	106	8.00	35.0	< 8.0		< 35.		TO-15	03/27/13	40
1,1,2-Trichlorotrifluoroethane	76-13-1	187.4	8.00	61.0	< 8.0		< 61.		TO-15	03/27/13	40
Trichlorofluoromethane	75-69-4	137.4	8.00	45.0	< 8.0		< 45.		TO-15	03/27/13	40
Dichlorodifluoromethane	75-71-8	120.92	8.00	40.0	140	J+	690	J+	TO-15	03/27/13	40
1,2-Dichlorotetrafluoroethane	76-14-2	171	8.00	56.0	160	J+	1100	J+	TO-15	03/27/13	40
Hexachloro-1,3-butadiene	87-68-3	261	25.2	270.	< 25.		< 270		TO-15	03/27/13	40
Methylene Chloride	75-09-2	84.9	8.00	28.0	27.	J+	94.	J+	TO-15	03/27/13	40
2-Propanol	67-63-0	60.1	50.0	120.	240		590		TO-15	03/27/13	40
Styrene	100-42-5	104	8.00	34.0	< 8.0		< 34.		TO-15	03/27/13	40
1,1,2,2-Tetrachloroethane	79-34-5	168	8.00	55.0	< 8.0		< 55.		TO-15	03/27/13	40
Tetrachloroethylene	127-18-4	166	8.00	54.0	18.	J+	120	J+	TO-15	03/27/13	40
Toluene	108-88-3	92.1	8.00	30.0	16.	J+	60.	J+	TO-15	03/27/13	40
1,2,4-Trichlorobenzene	120-82-1	181	25.2	190.	< 25.		< 190		TO-15	03/27/13	40
1,1,1-Trichloroethane	71-55-6	133	8.00	44.0	< 8.0		< 44.		TO-15	03/27/13	40
1,1,2-Trichloroethane	79-00-5	133	8.00	44.0	< 8.0		< 44.		TO-15	03/27/13	40
Trichloroethylene	79-01-6	131	8.00	43.0	8.9	J+	48.	J+	TO-15	03/27/13	40
1,2,4-Trimethylbenzene	95-63-6	120	8.00	39.0	< 8.0		< 39.		TO-15	03/27/13	40
1,3,5-Trimethylbenzene	108-67-8	120	8.00	39.0	< 8.0		< 39.		TO-15	03/27/13	40
Vinyl chloride	75-01-4	62.5	8.00	20.0	32.	J+	82.	J+	TO-15	03/27/13	40
Xylenes, Total	1330-20-7	106.16	24.0	100.	< 24.		< 100		TO-15	03/27/13	40
1,4-Bromofluorobenzene	460-00-4				136.74		% Rec.		TO-15	03/27/13	40

PGC ITSI Gilbane
04/06/2013

RDL1 = ppbv , RDL2 = ug/m3
Note:
Units are based on (STP) - Standard Temperature and Pressure
The reported analytical results relate only to the sample submitted.
This report shall not be reproduced, except in full, without the written approval from ESC.
.
Reported: 03/28/13 11:53 Printed: 03/28/13 11:54

12065 Lebanon Rd.
Mt. Juliet, TN 37122
(615) 758-5858
1-800-767-5859
Fax (615) 758-5859

Tax I.D. 62-0814289

Est. 1970

REPORT OF ANALYSIS

Alison Jones
Clear Creek Associates-Tucson
221 N. Court Ave, Ste 101
Tucson, AZ 85701

April 01, 2013

ESC Sample # : L625531-01

Site ID :

Project # : 233005

Date Received : March 18, 2013
Description : BP LOU RI

Sample ID : R-074A-50

Collected By : VH/MB
Collection Date : 03/15/13 07:48

Parameter	Cas#	Mol Wght	RDL1	RDL2	ppbv		ug/m3		Method	Date	Dil.
Volatile Organics											
Benzene	71-43-2	78.1	1.60	5.10	< 1.6	J-	< 5.1	J-	TO-15	03/29/13	8
Bromomethane	74-83-9	94.9	1.60	6.20	< 1.6		< 6.2		TO-15	03/29/13	8
Carbon tetrachloride	56-23-5	154	1.60	10.0	< 1.6		< 10.		TO-15	03/29/13	8
Chlorobenzene	108-90-7	113	1.60	7.40	< 1.6		< 7.4		TO-15	03/29/13	8
Chloroethane	75-00-3	64.5	1.60	4.20	< 1.6		< 4.2		TO-15	03/29/13	8
Chloroform	67-66-3	119	1.60	7.80	< 1.6		< 7.8		TO-15	03/29/13	8
Chloromethane	74-87-3	50.5	1.60	3.30	3.2		6.6		TO-15	03/29/13	8
1,2-Dibromoethane	106-93-4	188	1.60	12.0	< 1.6		< 12.		TO-15	03/29/13	8
1,2-Dichlorobenzene	95-50-1	147	1.60	9.60	< 1.6		< 9.6		TO-15	03/29/13	8
1,3-Dichlorobenzene	541-73-1	147	1.60	9.60	< 1.6		< 9.6		TO-15	03/29/13	8
1,4-Dichlorobenzene	106-46-7	147	1.60	9.60	< 1.6		< 9.6		TO-15	03/29/13	8
1,2-Dichloroethane	107-06-2	99	1.60	6.50	< 1.6		< 6.5		TO-15	03/29/13	8
1,1-Dichloroethane	75-34-3	98	1.60	6.40	< 1.6		< 6.4		TO-15	03/29/13	8
1,1-Dichloroethene	75-35-4	96.9	1.60	6.30	< 1.6		< 6.3		TO-15	03/29/13	8
cis-1,2-Dichloroethene	156-59-2	96.9	1.60	6.30	< 1.6		< 6.3		TO-15	03/29/13	8
trans-1,2-Dichloroethene	156-60-5	96.9	1.60	6.30	< 1.6		< 6.3		TO-15	03/29/13	8
1,2-Dichloropropane	78-87-5	113	1.60	7.40	< 1.6		< 7.4		TO-15	03/29/13	8
cis-1,3-Dichloropropene	10061-01-5	111	1.60	7.30	< 1.6		< 7.3		TO-15	03/29/13	8
trans-1,3-Dichloropropene	10061-02-6	111	1.60	7.30	< 1.6		< 7.3		TO-15	03/29/13	8
Ethylbenzene	100-41-4	106	1.60	6.90	< 1.6		< 6.9		TO-15	03/29/13	8
1,1,2-Trichlorotrifluoroethane	76-13-1	187.4	1.60	12.0	< 1.6		< 12.		TO-15	03/29/13	8
Trichlorofluoromethane	75-69-4	137.4	1.60	9.00	< 1.6		< 9.0		TO-15	03/29/13	8
Dichlorodifluoromethane	75-71-8	120.92	1.60	7.90	160		790		TO-15	03/29/13	8
1,2-Dichlorotetrafluoroethane	76-14-2	171	1.60	11.0	32.		220		TO-15	03/29/13	8
Hexachloro-1,3-butadiene	87-68-3	261	5.04	54.0	< 5.0		< 54.		TO-15	03/29/13	8
Methylene Chloride	75-09-2	84.9	1.60	5.60	< 1.6		< 5.6		TO-15	03/29/13	8
2-Propanol	67-63-0	60.1	10.0	25.0	41.		100		TO-15	03/29/13	8
Styrene	100-42-5	104	1.60	6.80	< 1.6	J-	< 6.8	J-	TO-15	03/29/13	8
1,1,2,2-Tetrachloroethane	79-34-5	168	1.60	11.0	< 1.6		< 11.		TO-15	03/29/13	8
Tetrachloroethylene	127-18-4	166	1.60	11.0	3.5		24.		TO-15	03/29/13	8
Toluene	108-88-3	92.1	1.60	6.00	10.		38.		TO-15	03/29/13	8
1,2,4-Trichlorobenzene	120-82-1	181	5.04	37.0	< 5.0		< 37.		TO-15	03/29/13	8
1,1,1-Trichloroethane	71-55-6	133	1.60	8.70	< 1.6		< 8.7		TO-15	03/29/13	8
1,1,2-Trichloroethane	79-00-5	133	1.60	8.70	< 1.6		< 8.7		TO-15	03/29/13	8
Trichloroethylene	79-01-6	131	1.60	8.60	< 1.6		< 8.6		TO-15	03/29/13	8
1,2,4-Trimethylbenzene	95-63-6	120	1.60	7.90	< 1.6		< 7.9		TO-15	03/29/13	8
1,3,5-Trimethylbenzene	108-67-8	120	1.60	7.90	< 1.6		< 7.9		TO-15	03/29/13	8
Vinyl chloride	75-01-4	62.5	1.60	4.10	< 1.6		< 4.1		TO-15	03/29/13	8
Xylenes, Total	1330-20-7	106.16	4.80	21.0	< 4.8		< 21.		TO-15	03/29/13	8
1,4-Bromofluorobenzene	460-00-4				94.06		% Rec.		TO-15	03/29/13	8

PGC ITSI Gilbane
04/14/2013

RDL1 = ppbv , RDL2 = ug/m3
Note:
Units are based on (STP) - Standard Temperature and Pressure
The reported analytical results relate only to the sample submitted.
This report shall not be reproduced, except in full, without the written approval from ESC.
.
Reported: 04/01/13 10:32 Printed: 04/01/13 11:03

12065 Lebanon Rd.
Mt. Juliet, TN 37122
(615) 758-5858
1-800-767-5859
Fax (615) 758-5859

Tax I.D. 62-0814289

Est. 1970

REPORT OF ANALYSIS

Alison Jones
Clear Creek Associates-Tucson
221 N. Court Ave, Ste 101
Tucson, AZ 85701

April 01, 2013

ESC Sample # : L625531-02

Site ID :

Project # : 233005

Date Received : March 18, 2013
Description : BP LOU RI

Sample ID : R-074A-100

Collected By : VH/MB
Collection Date : 03/15/13 08:14

Parameter	Cas#	Mol Wght	RDL1	RDL2	ppbv		ug/m3		Method	Date	Dil.
Volatile Organics											
Benzene	71-43-2	78.1	1.60	5.10	< 1.6	J-	< 5.1	J-	TO-15	03/29/13	8
Bromomethane	74-83-9	94.9	1.60	6.20	< 1.6		< 6.2		TO-15	03/29/13	8
Carbon tetrachloride	56-23-5	154	1.60	10.0	< 1.6		< 10.		TO-15	03/29/13	8
Chlorobenzene	108-90-7	113	1.60	7.40	< 1.6		< 7.4		TO-15	03/29/13	8
Chloroethane	75-00-3	64.5	1.60	4.20	< 1.6		< 4.2		TO-15	03/29/13	8
Chloroform	67-66-3	119	1.60	7.80	< 1.6		< 7.8		TO-15	03/29/13	8
Chloromethane	74-87-3	50.5	1.60	3.30	32.		66.		TO-15	03/29/13	8
1,2-Dibromoethane	106-93-4	188	1.60	12.0	< 1.6		< 12.		TO-15	03/29/13	8
1,2-Dichlorobenzene	95-50-1	147	1.60	9.60	< 1.6		< 9.6		TO-15	03/29/13	8
1,3-Dichlorobenzene	541-73-1	147	1.60	9.60	< 1.6		< 9.6		TO-15	03/29/13	8
1,4-Dichlorobenzene	106-46-7	147	1.60	9.60	4.8		29.		TO-15	03/29/13	8
1,2-Dichloroethane	107-06-2	99	1.60	6.50	< 1.6		< 6.5		TO-15	03/29/13	8
1,1-Dichloroethane	75-34-3	98	1.60	6.40	< 1.6		< 6.4		TO-15	03/29/13	8
1,1-Dichloroethene	75-35-4	96.9	1.60	6.30	< 1.6		< 6.3		TO-15	03/29/13	8
cis-1,2-Dichloroethene	156-59-2	96.9	1.60	6.30	< 1.6		< 6.3		TO-15	03/29/13	8
trans-1,2-Dichloroethene	156-60-5	96.9	1.60	6.30	< 1.6		< 6.3		TO-15	03/29/13	8
1,2-Dichloropropane	78-87-5	113	1.60	7.40	< 1.6		< 7.4		TO-15	03/29/13	8
cis-1,3-Dichloropropene	10061-01-5	111	1.60	7.30	< 1.6		< 7.3		TO-15	03/29/13	8
trans-1,3-Dichloropropene	10061-02-6	111	1.60	7.30	< 1.6		< 7.3		TO-15	03/29/13	8
Ethylbenzene	100-41-4	106	1.60	6.90	< 1.6		< 6.9		TO-15	03/29/13	8
1,1,2-Trichlorotrifluoroethane	76-13-1	187.4	1.60	12.0	< 1.6		< 12.		TO-15	03/29/13	8
Trichlorofluoromethane	75-69-4	137.4	1.60	9.00	2.3		13.		TO-15	03/29/13	8
Dichlorodifluoromethane	75-71-8	120.92	16.0	79.0	160		790		TO-15	03/30/13	80
1,2-Dichlorotetrafluoroethane	76-14-2	171	1.60	11.0	81.		570		TO-15	03/29/13	8
Hexachloro-1,3-butadiene	87-68-3	261	5.04	54.0	< 5.0		< 54.		TO-15	03/29/13	8
Methylene Chloride	75-09-2	84.9	1.60	5.60	1.7		5.9		TO-15	03/29/13	8
2-Propanol	67-63-0	60.1	10.0	25.0	19.		47.		TO-15	03/29/13	8
Styrene	100-42-5	104	1.60	6.80	< 1.6	J-	< 6.8	J-	TO-15	03/29/13	8
1,1,2,2-Tetrachloroethane	79-34-5	168	1.60	11.0	< 1.6		< 11.		TO-15	03/29/13	8
Tetrachloroethylene	127-18-4	166	1.60	11.0	7.9		54.		TO-15	03/29/13	8
Toluene	108-88-3	92.1	1.60	6.00	4.9		18.		TO-15	03/29/13	8
1,2,4-Trichlorobenzene	120-82-1	181	5.04	37.0	< 5.0		< 37.		TO-15	03/29/13	8
1,1,1-Trichloroethane	71-55-6	133	1.60	8.70	< 1.6		< 8.7		TO-15	03/29/13	8
1,1,2-Trichloroethane	79-00-5	133	1.60	8.70	< 1.6		< 8.7		TO-15	03/29/13	8
Trichloroethylene	79-01-6	131	1.60	8.60	< 1.6		< 8.6		TO-15	03/29/13	8
1,2,4-Trimethylbenzene	95-63-6	120	1.60	7.90	< 1.6		< 7.9		TO-15	03/29/13	8
1,3,5-Trimethylbenzene	108-67-8	120	1.60	7.90	< 1.6		< 7.9		TO-15	03/29/13	8
Vinyl chloride	75-01-4	62.5	1.60	4.10	< 1.6		< 4.1		TO-15	03/29/13	8
Xylenes, Total	1330-20-7	106.16	4.80	21.0	< 4.8		< 21.		TO-15	03/29/13	8
1,4-Bromofluorobenzene	460-00-4				94.18		% Rec.		TO-15	03/29/13	8

PGC ITSI Gilbane
04/14/2013

RDL1 = ppbv , RDL2 = ug/m3
Note:
Units are based on (STP) - Standard Temperature and Pressure
The reported analytical results relate only to the sample submitted.
This report shall not be reproduced, except in full, without the written approval from ESC.
.
Reported: 04/01/13 10:32 Printed: 04/01/13 11:03

APPENDIX I4

QUALIFIED RESULTS TABLES

Broadway & Pantano Air Sampling Event

Qualified Results Table

Lab Sample ID	Sample ID	Sample Collection Date	Type	Method	Parameter	Original Value	Qualifier	New Value	Bias	MDL	RL	Units	Reason
L621182-06	PRUD-1	2/19/2013	GS-N	TO15	Benzene	ND	UJ	ND UJ	-	0.11	0.40	PPBV	P
L621182-06	PRUD-1	2/19/2013	GS-N	TO15	Bromomethane	ND	UJ	ND UJ	-	0.076	0.40	PPBV	P
L621182-06	PRUD-1	2/19/2013	GS-N	TO15	Carbon Tetrachloride	ND	UJ	ND UJ	-	0.087	0.40	PPBV	P
L621182-06	PRUD-1	2/19/2013	GS-N	TO15	Chlorobenzene	ND	UJ	ND UJ	-	0.15	0.40	PPBV	P
L621182-06	PRUD-1	2/19/2013	GS-N	TO15	Chloroethane	ND	UJ	ND UJ	-	0.10	0.40	PPBV	P
L621182-06	PRUD-1	2/19/2013	GS-N	TO15	Chloroform	0.75	J	0.75 J	-	0.10	0.40	PPBV	P
L621182-06	PRUD-1	2/19/2013	GS-N	TO15	Chloromethane	ND	UJ	ND UJ	-	0.055	0.40	PPBV	P
L621182-06	PRUD-1	2/19/2013	GS-N	TO15	1,2-Dibromoethane (EDB)	ND	UJ	ND UJ	-	0.16	0.40	PPBV	P
L621182-06	PRUD-1	2/19/2013	GS-N	TO15	1,3-Dichlorobenzene	ND	UJ	ND UJ	-	0.16	0.40	PPBV	P
L621182-06	PRUD-1	2/19/2013	GS-N	TO15	1,4-Dichlorobenzene	ND	UJ	ND UJ	-	0.15	0.40	PPBV	P
L621182-06	PRUD-1	2/19/2013	GS-N	TO15	1,2-Dichloroethane	ND	UJ	ND UJ	-	0.12	0.40	PPBV	P
L621182-06	PRUD-1	2/19/2013	GS-N	TO15	1,1-Dichloroethane	ND	UJ	ND UJ	-	0.10	0.40	PPBV	P
L621182-06	PRUD-1	2/19/2013	GS-N	TO15	1,1-Dichloroethene	ND	UJ	ND UJ	-	0.077	0.40	PPBV	P
L621182-06	PRUD-1	2/19/2013	GS-N	TO15	cis-1,2-Dichloroethylene	ND	UJ	ND UJ	-	0.095	0.40	PPBV	P
L621182-06	PRUD-1	2/19/2013	GS-N	TO15	trans-1,2-Dichloroethene	ND	UJ	ND UJ	-	0.088	0.40	PPBV	P
L621182-06	PRUD-1	2/19/2013	GS-N	TO15	1,2-Dichloropropane	ND	UJ	ND UJ	-	0.14	0.40	PPBV	P
L621182-06	PRUD-1	2/19/2013	GS-N	TO15	cis-1,3-Dichloropropene	ND	UJ	ND UJ	-	0.16	0.40	PPBV	P
L621182-06	PRUD-1	2/19/2013	GS-N	TO15	trans-1,3-Dichloropropene	ND	UJ	ND UJ	-	0.20	0.40	PPBV	P
L621182-06	PRUD-1	2/19/2013	GS-N	TO15	1,1,2-Trichloro-1,2,2-trifluoroethane	ND	UJ	ND UJ	-	0.077	0.40	PPBV	P
L621182-06	PRUD-1	2/19/2013	GS-N	TO15	Trichlorofluoromethane	ND	UJ	ND UJ	-	0.071	0.40	PPBV	P
L621182-06	PRUD-1	2/19/2013	GS-N	TO15	Dichlorodifluoromethane	2.6	J	2.6 J	-	0.067	0.40	PPBV	P
L621182-06	PRUD-1	2/19/2013	GS-N	TO15	1,2-Dichlorotetrafluoroethane	ND	UJ	ND UJ	-	0.055	0.40	PPBV	P
L621182-06	PRUD-1	2/19/2013	GS-N	TO15	Hexachlorobutadiene	ND	UJ	ND UJ	-	0.15	1.3	PPBV	P
L621182-06	PRUD-1	2/19/2013	GS-N	TO15	Methylene Chloride	ND	UJ	ND UJ	-	0.087	0.40	PPBV	P
L621182-06	PRUD-1	2/19/2013	GS-N	TO15	Styrene	2.0	J	2.0 J	-	0.15	0.40	PPBV	P
L621182-06	PRUD-1	2/19/2013	GS-N	TO15	1,1,2,2-Tetrachloroethane	ND	UJ	ND UJ	-	0.16	0.40	PPBV	P
L621182-06	PRUD-1	2/19/2013	GS-N	TO15	Tetrachloroethene (PCE)	6.1	J	6.1 J	-	0.10	0.40	PPBV	P
L621182-06	PRUD-1	2/19/2013	GS-N	TO15	1,2,4-Trichlorobenzene	ND	UJ	ND UJ	-	0.10	1.3	PPBV	P
L621182-06	PRUD-1	2/19/2013	GS-N	TO15	1,1,1-Trichloroethane	ND	UJ	ND UJ	-	0.10	0.40	PPBV	P
L621182-06	PRUD-1	2/19/2013	GS-N	TO15	1,1,2-Trichloroethane	ND	UJ	ND UJ	-	0.15	0.40	PPBV	P
L621182-06	PRUD-1	2/19/2013	GS-N	TO15	Trichloroethene (TCE)	ND	UJ	ND UJ	-	0.12	0.40	PPBV	P
L621182-06	PRUD-1	2/19/2013	GS-N	TO15	1,2,4-Trimethylbenzene	1.2	J	1.2 J	-	0.16	0.40	PPBV	P
L621182-06	PRUD-1	2/19/2013	GS-N	TO15	1,3,5-Trimethylbenzene	ND	UJ	ND UJ	-	0.14	0.40	PPBV	P
L621182-06	PRUD-1	2/19/2013	GS-N	TO15	Vinyl Chloride	ND	UJ	ND UJ	-	0.062	0.40	PPBV	P
L621182-06	PRUD-1	2/19/2013	GS-N	TO15	Xylenes, Total	5.2	J	5.2 J	-	0.30	1.2	PPBV	P
L621182-06	PRUD-1	2/19/2013	GS-N	TO15	1,2-Dichlorobenzene	ND	UJ	ND UJ	-	0.16	0.40	PPBV	P
L621182-06	PRUD-1	2/19/2013	GS-N	TO15	Ethylbenzene	1.1	J	1.1 J	-	0.16	0.40	PPBV	P
L621182-06	PRUD-1	2/19/2013	GS-N	TO15	Toluene	2.3	J	2.3 J	-	0.14	0.40	PPBV	P

Broadway & Pantano Air Sampling Event

Qualified Results Table

Matrix / Sample Type

Matrix	Matrix Description	Sample Code	Sample Code Description
GS	SOIL GAS	N	Normal Environmental Sample

Data Qualifier Definitions

Flag	Description
UJ	The analyte was not detected; however, the result is estimated due to discrepancies in meeting certain analyte-specific quality control criteria.
J	Estimated: The analyte was positively identified, the quantitation is an estimation due to discrepancies in meeting certain analyte-specific quality control criteria.

Reason and Comment Code Definitions

Code	Description
P	Sample preservation/collection requirement not met.

Broadway & Pantano Air Sampling Event

Qualified Results Table

Lab Sample ID	Sample ID	Sample Collection Date	Type	Method	Parameter	Original Value	Qualifier	New Value	Bias	MDL	RL	Units	Reason
L621695-05	MW-5	2/21/2013	GS-N	TO15	Bromomethane	ND	UJ	ND UJ	-	0.38	2.0	PPBV	P
L621695-05	MW-5	2/21/2013	GS-N	TO15	Benzene	5.4	J	5.4 J	-	0.57	2.0	PPBV	P
L621695-05	MW-5	2/21/2013	GS-N	TO15	Toluene	ND	UJ	ND UJ	-	0.70	2.0	PPBV	P
L621695-05	MW-5	2/21/2013	GS-N	TO15	Chlorobenzene	ND	UJ	ND UJ	-	0.75	2.0	PPBV	P
L621695-05	MW-5	2/21/2013	GS-N	TO15	Chloroethane	ND	UJ	ND UJ	-	0.50	2.0	PPBV	P
L621695-05	MW-5	2/21/2013	GS-N	TO15	Chloromethane	ND	UJ	ND UJ	-	0.27	2.0	PPBV	P
L621695-05	MW-5	2/21/2013	GS-N	TO15	Carbon Tetrachloride	ND	UJ	ND UJ	-	0.43	2.0	PPBV	P
L621695-05	MW-5	2/21/2013	GS-N	TO15	1,1-Dichloroethane	ND	UJ	ND UJ	-	0.51	2.0	PPBV	P
L621695-05	MW-5	2/21/2013	GS-N	TO15	1,2-Dichloroethane	ND	UJ	ND UJ	-	0.62	2.0	PPBV	L/P
L621695-05	MW-5	2/21/2013	GS-N	TO15	1,2-Dichlorobenzene	ND	UJ	ND UJ	-	0.78	2.0	PPBV	P
L621695-05	MW-5	2/21/2013	GS-N	TO15	1,3-Dichlorobenzene	ND	UJ	ND UJ	-	0.80	2.0	PPBV	P
L621695-05	MW-5	2/21/2013	GS-N	TO15	1,4-Dichlorobenzene	ND	UJ	ND UJ	-	0.76	2.0	PPBV	P
L621695-05	MW-5	2/21/2013	GS-N	TO15	1,1-Dichloroethene	ND	UJ	ND UJ	-	0.38	2.0	PPBV	P
L621695-05	MW-5	2/21/2013	GS-N	TO15	cis-1,2-Dichloroethylene	ND	UJ	ND UJ	-	0.48	2.0	PPBV	P
L621695-05	MW-5	2/21/2013	GS-N	TO15	trans-1,2-Dichloroethene	ND	UJ	ND UJ	-	0.44	2.0	PPBV	P
L621695-05	MW-5	2/21/2013	GS-N	TO15	cis-1,3-Dichloropropene	ND	UJ	ND UJ	-	0.80	2.0	PPBV	P
L621695-05	MW-5	2/21/2013	GS-N	TO15	trans-1,3-Dichloropropene	ND	UJ	ND UJ	-	1.0	2.0	PPBV	P
L621695-05	MW-5	2/21/2013	GS-N	TO15	1,2-Dichloropropane	ND	UJ	ND UJ	-	0.68	2.0	PPBV	P
L621695-05	MW-5	2/21/2013	GS-N	TO15	1,2-Dichlorotetrafluoroethane	16.0	J	16.0 J	-	0.27	2.0	PPBV	P
L621695-05	MW-5	2/21/2013	GS-N	TO15	Ethylbenzene	2.4	J	2.4 J	-	0.79	2.0	PPBV	P
L621695-05	MW-5	2/21/2013	GS-N	TO15	1,2-Dibromoethane (EDB)	ND	UJ	ND UJ	-	0.80	2.0	PPBV	P
L621695-05	MW-5	2/21/2013	GS-N	TO15	Trichlorofluoromethane	ND	UJ	ND UJ	-	0.36	2.0	PPBV	L/P
L621695-05	MW-5	2/21/2013	GS-N	TO15	1,1,2-Trichloro-1,2,2-trifluoroethane	ND	UJ	ND UJ	-	0.39	2.0	PPBV	P
L621695-05	MW-5	2/21/2013	GS-N	TO15	Dichlorodifluoromethane	4.0	J	4.0 J	-	0.34	2.0	PPBV	P
L621695-05	MW-5	2/21/2013	GS-N	TO15	Hexachlorobutadiene	ND	UJ	ND UJ	-	0.76	6.3	PPBV	P
L621695-05	MW-5	2/21/2013	GS-N	TO15	Methylene Chloride	ND	UJ	ND UJ	-	0.44	2.0	PPBV	P
L621695-05	MW-5	2/21/2013	GS-N	TO15	1,1,2,2-Tetrachloroethane	ND	UJ	ND UJ	-	0.79	2.0	PPBV	P
L621695-05	MW-5	2/21/2013	GS-N	TO15	Tetrachloroethene (PCE)	4.6	J	4.6 J	-	0.51	2.0	PPBV	P
L621695-05	MW-5	2/21/2013	GS-N	TO15	Styrene	ND	UJ	ND UJ	-	0.76	2.0	PPBV	P
L621695-05	MW-5	2/21/2013	GS-N	TO15	1,1,1-Trichloroethane	ND	UJ	ND UJ	-	0.51	2.0	PPBV	P
L621695-05	MW-5	2/21/2013	GS-N	TO15	1,1,2-Trichloroethane	ND	UJ	ND UJ	-	0.74	2.0	PPBV	P
L621695-05	MW-5	2/21/2013	GS-N	TO15	1,2,4-Trichlorobenzene	ND	UJ	ND UJ	-	0.52	6.3	PPBV	P
L621695-05	MW-5	2/21/2013	GS-N	TO15	Trichloroethene (TCE)	ND	UJ	ND UJ	-	0.59	2.0	PPBV	P
L621695-05	MW-5	2/21/2013	GS-N	TO15	Chloroform	ND	UJ	ND UJ	-	0.51	2.0	PPBV	P
L621695-05	MW-5	2/21/2013	GS-N	TO15	1,2,4-Trimethylbenzene	ND	UJ	ND UJ	-	0.83	2.0	PPBV	P
L621695-05	MW-5	2/21/2013	GS-N	TO15	1,3,5-Trimethylbenzene	ND	UJ	ND UJ	-	0.72	2.0	PPBV	P
L621695-05	MW-5	2/21/2013	GS-N	TO15	Vinyl Chloride	ND	UJ	ND UJ	-	0.31	2.0	PPBV	P

Broadway & Pantano Air Sampling Event

Qualified Results Table

Lab Sample ID	Sample ID	Sample Collection Date	Type	Method	Parameter	Original Value	Qualifier	New Value	Bias	MDL	RL	Units	Reason
L621695-05	MW-5	2/21/2013	GS-N	TO15	Xylenes, Total	ND	UJ	ND UJ	-	1.5	6.0	PPBV	P
L621695-06	MW-6	2/21/2013	GS-N	TO15	Bromomethane	ND	UJ	ND UJ	-	0.076	0.40	PPBV	P
L621695-06	MW-6	2/21/2013	GS-N	TO15	Benzene	ND	UJ	ND UJ	-	0.11	0.40	PPBV	P
L621695-06	MW-6	2/21/2013	GS-N	TO15	Toluene	0.48	J	0.48 J	-	0.14	0.40	PPBV	P
L621695-06	MW-6	2/21/2013	GS-N	TO15	Chlorobenzene	ND	UJ	ND UJ	-	0.15	0.40	PPBV	P
L621695-06	MW-6	2/21/2013	GS-N	TO15	Chloroethane	ND	UJ	ND UJ	-	0.10	0.40	PPBV	P
L621695-06	MW-6	2/21/2013	GS-N	TO15	Chloromethane	ND	UJ	ND UJ	-	0.055	0.40	PPBV	P
L621695-06	MW-6	2/21/2013	GS-N	TO15	Carbon Tetrachloride	ND	UJ	ND UJ	-	0.087	0.40	PPBV	P
L621695-06	MW-6	2/21/2013	GS-N	TO15	1,1-Dichloroethane	ND	UJ	ND UJ	-	0.10	0.40	PPBV	P
L621695-06	MW-6	2/21/2013	GS-N	TO15	1,2-Dichloroethane	ND	UJ	ND UJ	-	0.12	0.40	PPBV	L/P
L621695-06	MW-6	2/21/2013	GS-N	TO15	1,2-Dichlorobenzene	ND	UJ	ND UJ	-	0.16	0.40	PPBV	P
L621695-06	MW-6	2/21/2013	GS-N	TO15	1,3-Dichlorobenzene	ND	UJ	ND UJ	-	0.16	0.40	PPBV	P
L621695-06	MW-6	2/21/2013	GS-N	TO15	1,4-Dichlorobenzene	ND	UJ	ND UJ	-	0.15	0.40	PPBV	P
L621695-06	MW-6	2/21/2013	GS-N	TO15	1,1-Dichloroethene	ND	UJ	ND UJ	-	0.077	0.40	PPBV	P
L621695-06	MW-6	2/21/2013	GS-N	TO15	cis-1,2-Dichloroethylene	ND	UJ	ND UJ	-	0.095	0.40	PPBV	P
L621695-06	MW-6	2/21/2013	GS-N	TO15	trans-1,2-Dichloroethene	ND	UJ	ND UJ	-	0.088	0.40	PPBV	P
L621695-06	MW-6	2/21/2013	GS-N	TO15	cis-1,3-Dichloropropene	ND	UJ	ND UJ	-	0.16	0.40	PPBV	P
L621695-06	MW-6	2/21/2013	GS-N	TO15	trans-1,3-Dichloropropene	ND	UJ	ND UJ	-	0.20	0.40	PPBV	P
L621695-06	MW-6	2/21/2013	GS-N	TO15	1,2-Dichloropropane	ND	UJ	ND UJ	-	0.14	0.40	PPBV	P
L621695-06	MW-6	2/21/2013	GS-N	TO15	1,2-Dichlorotetrafluoroethane	ND	UJ	ND UJ	-	0.055	0.40	PPBV	P
L621695-06	MW-6	2/21/2013	GS-N	TO15	Ethylbenzene	ND	UJ	ND UJ	-	0.16	0.40	PPBV	P
L621695-06	MW-6	2/21/2013	GS-N	TO15	1,2-Dibromoethane (EDB)	ND	UJ	ND UJ	-	0.16	0.40	PPBV	P
L621695-06	MW-6	2/21/2013	GS-N	TO15	Trichlorofluoromethane	ND	UJ	ND UJ	-	0.071	0.40	PPBV	L/P
L621695-06	MW-6	2/21/2013	GS-N	TO15	1,1,2-Trichloro-1,2,2-trifluoroethane	ND	UJ	ND UJ	-	0.077	0.40	PPBV	P
L621695-06	MW-6	2/21/2013	GS-N	TO15	Dichlorodifluoromethane	ND	UJ	ND UJ	-	0.067	0.40	PPBV	P
L621695-06	MW-6	2/21/2013	GS-N	TO15	Hexachlorobutadiene	ND	UJ	ND UJ	-	0.15	1.3	PPBV	P
L621695-06	MW-6	2/21/2013	GS-N	TO15	Methylene Chloride	1.2	J	1.2 J	-	0.087	0.40	PPBV	P
L621695-06	MW-6	2/21/2013	GS-N	TO15	1,1,2,2-Tetrachloroethane	ND	UJ	ND UJ	-	0.16	0.40	PPBV	P
L621695-06	MW-6	2/21/2013	GS-N	TO15	Tetrachloroethene (PCE)	ND	UJ	ND UJ	-	0.10	0.40	PPBV	P
L621695-06	MW-6	2/21/2013	GS-N	TO15	Styrene	ND	UJ	ND UJ	-	0.15	0.40	PPBV	P
L621695-06	MW-6	2/21/2013	GS-N	TO15	1,1,1-Trichloroethane	ND	UJ	ND UJ	-	0.10	0.40	PPBV	P
L621695-06	MW-6	2/21/2013	GS-N	TO15	1,1,2-Trichloroethane	ND	UJ	ND UJ	-	0.15	0.40	PPBV	P
L621695-06	MW-6	2/21/2013	GS-N	TO15	1,2,4-Trichlorobenzene	ND	UJ	ND UJ	-	0.10	1.3	PPBV	P
L621695-06	MW-6	2/21/2013	GS-N	TO15	Trichloroethene (TCE)	ND	UJ	ND UJ	-	0.12	0.40	PPBV	P
L621695-06	MW-6	2/21/2013	GS-N	TO15	Chloroform	0.46	J	0.46 J	-	0.10	0.40	PPBV	P
L621695-06	MW-6	2/21/2013	GS-N	TO15	1,2,4-Trimethylbenzene	ND	UJ	ND UJ	-	0.16	0.40	PPBV	P
L621695-06	MW-6	2/21/2013	GS-N	TO15	1,3,5-Trimethylbenzene	ND	UJ	ND UJ	-	0.14	0.40	PPBV	P

Broadway & Pantano Air Sampling Event

Qualified Results Table

Lab Sample ID	Sample ID	Sample Collection Date	Type	Method	Parameter	Original Value	Qualifier	New Value	Bias	MDL	RL	Units	Reason
L621695-06	MW-6	2/21/2013	GS-N	TO15	Vinyl Chloride	ND	UJ	ND UJ	-	0.062	0.40	PPBV	P
L621695-06	MW-6	2/21/2013	GS-N	TO15	Xylenes, Total	ND	UJ	ND UJ	-	0.30	1.2	PPBV	P
L621695-04	WR-434A-A 350FT	2/21/2013	GS-N	TO15	Bromomethane	ND	UJ	ND UJ	-	0.076	0.40	PPBV	P
L621695-04	WR-434A-A 350FT	2/21/2013	GS-N	TO15	Benzene	1.8	J	1.8 J	-	0.11	0.40	PPBV	P
L621695-04	WR-434A-A 350FT	2/21/2013	GS-N	TO15	Toluene	2.5	J	2.5 J	-	0.14	0.40	PPBV	P
L621695-04	WR-434A-A 350FT	2/21/2013	GS-N	TO15	Chlorobenzene	ND	UJ	ND UJ	-	0.15	0.40	PPBV	P
L621695-04	WR-434A-A 350FT	2/21/2013	GS-N	TO15	Chloroethane	ND	UJ	ND UJ	-	0.10	0.40	PPBV	P
L621695-04	WR-434A-A 350FT	2/21/2013	GS-N	TO15	Chloromethane	ND	UJ	ND UJ	-	0.055	0.40	PPBV	P
L621695-04	WR-434A-A 350FT	2/21/2013	GS-N	TO15	Carbon Tetrachloride	ND	UJ	ND UJ	-	0.087	0.40	PPBV	P
L621695-04	WR-434A-A 350FT	2/21/2013	GS-N	TO15	1,1-Dichloroethane	1.6	J	1.6 J	-	0.10	0.40	PPBV	P
L621695-04	WR-434A-A 350FT	2/21/2013	GS-N	TO15	1,2-Dichloroethane	ND	UJ	ND UJ	-	0.12	0.40	PPBV	P
L621695-04	WR-434A-A 350FT	2/21/2013	GS-N	TO15	1,2-Dichlorobenzene	ND	UJ	ND UJ	-	0.16	0.40	PPBV	P
L621695-04	WR-434A-A 350FT	2/21/2013	GS-N	TO15	1,3-Dichlorobenzene	ND	UJ	ND UJ	-	0.16	0.40	PPBV	P
L621695-04	WR-434A-A 350FT	2/21/2013	GS-N	TO15	1,4-Dichlorobenzene	1.5	J	1.5 J	-	0.15	0.40	PPBV	P
L621695-04	WR-434A-A 350FT	2/21/2013	GS-N	TO15	1,1-Dichloroethene	ND	UJ	ND UJ	-	0.077	0.40	PPBV	P
L621695-04	WR-434A-A 350FT	2/21/2013	GS-N	TO15	cis-1,2-Dichloroethylene	19.0	J	19.0 J	-	0.095	0.40	PPBV	P
L621695-04	WR-434A-A 350FT	2/21/2013	GS-N	TO15	trans-1,2-Dichloroethene	7.8	J	7.8 J	-	0.088	0.40	PPBV	P
L621695-04	WR-434A-A 350FT	2/21/2013	GS-N	TO15	cis-1,3-Dichloropropene	ND	UJ	ND UJ	-	0.16	0.40	PPBV	P
L621695-04	WR-434A-A 350FT	2/21/2013	GS-N	TO15	trans-1,3-Dichloropropene	ND	UJ	ND UJ	-	0.20	0.40	PPBV	P
L621695-04	WR-434A-A 350FT	2/21/2013	GS-N	TO15	1,2-Dichloropropane	0.95	J	0.95 J	-	0.14	0.40	PPBV	P
L621695-04	WR-434A-A 350FT	2/21/2013	GS-N	TO15	1,2-Dichlorotetrafluoroethane	100	J	100 J	-	5.5	40	PPBV	P
L621695-04	WR-434A-A 350FT	2/21/2013	GS-N	TO15	Ethylbenzene	ND	UJ	ND UJ	-	0.16	0.40	PPBV	P
L621695-04	WR-434A-A 350FT	2/21/2013	GS-N	TO15	1,2-Dibromoethane (EDB)	ND	UJ	ND UJ	-	0.16	0.40	PPBV	P
L621695-04	WR-434A-A 350FT	2/21/2013	GS-N	TO15	Trichlorofluoromethane	170	J	170 J	-	0.071	0.40	PPBV	D6/L/P
L621695-04	WR-434A-A 350FT	2/21/2013	GS-N	TO15	1,1,2-Trichloro-1,2,2-trifluoroethane	ND	UJ	ND UJ	-	0.077	0.40	PPBV	P
L621695-04	WR-434A-A 350FT	2/21/2013	GS-N	TO15	Dichlorodifluoromethane	2000	J	2000 J	-	6.7	40	PPBV	P
L621695-04	WR-434A-A 350FT	2/21/2013	GS-N	TO15	Hexachlorobutadiene	ND	UJ	ND UJ	-	0.15	1.3	PPBV	P
L621695-04	WR-434A-A 350FT	2/21/2013	GS-N	TO15	Methylene Chloride	8.9	J	8.9 J	-	0.087	0.40	PPBV	P
L621695-04	WR-434A-A 350FT	2/21/2013	GS-N	TO15	1,1,2,2-Tetrachloroethane	ND	UJ	ND UJ	-	0.16	0.40	PPBV	P
L621695-04	WR-434A-A 350FT	2/21/2013	GS-N	TO15	Tetrachloroethene (PCE)	1200	J	1200 J	-	10	40	PPBV	P
L621695-04	WR-434A-A 350FT	2/21/2013	GS-N	TO15	Styrene	0.41	J	0.41 J	-	0.15	0.40	PPBV	P
L621695-04	WR-434A-A 350FT	2/21/2013	GS-N	TO15	1,1,1-Trichloroethane	ND	UJ	ND UJ	-	0.10	0.40	PPBV	P
L621695-04	WR-434A-A 350FT	2/21/2013	GS-N	TO15	1,1,2-Trichloroethane	ND	UJ	ND UJ	-	0.15	0.40	PPBV	P
L621695-04	WR-434A-A 350FT	2/21/2013	GS-N	TO15	1,2,4-Trichlorobenzene	ND	UJ	ND UJ	-	0.10	1.3	PPBV	P
L621695-04	WR-434A-A 350FT	2/21/2013	GS-N	TO15	Trichloroethene (TCE)	100	J	100 J	-	12	40	PPBV	P
L621695-04	WR-434A-A 350FT	2/21/2013	GS-N	TO15	Chloroform	11.0	J	11.0 J	-	0.10	0.40	PPBV	P
L621695-04	WR-434A-A 350FT	2/21/2013	GS-N	TO15	1,2,4-Trimethylbenzene	ND	UJ	ND UJ	-	0.16	0.40	PPBV	P

Broadway & Pantano Air Sampling Event

Qualified Results Table

Lab Sample ID	Sample ID	Sample Collection Date	Type	Method	Parameter	Original Value	Qualifier	New Value	Bias	MDL	RL	Units	Reason
L621695-04	WR-434A-A 350FT	2/21/2013	GS-N	TO15	1,3,5-Trimethylbenzene	ND	UJ	ND UJ	-	0.14	0.40	PPBV	P
L621695-04	WR-434A-A 350FT	2/21/2013	GS-N	TO15	Vinyl Chloride	1.3	J	1.3 J	-	0.062	0.40	PPBV	P
L621695-04	WR-434A-A 350FT	2/21/2013	GS-N	TO15	Xylenes, Total	ND	UJ	ND UJ	-	0.30	1.2	PPBV	P
L621695-03	WR-434A-B 250FT	2/21/2013	GS-N	TO15	Bromomethane	ND	UJ	ND UJ	-	0.76	4.0	PPBV	P
L621695-03	WR-434A-B 250FT	2/21/2013	GS-N	TO15	Benzene	15.0	J	15.0 J	-	1.1	4.0	PPBV	P
L621695-03	WR-434A-B 250FT	2/21/2013	GS-N	TO15	Toluene	4.2	J	4.2 J	-	1.4	4.0	PPBV	P
L621695-03	WR-434A-B 250FT	2/21/2013	GS-N	TO15	Chlorobenzene	ND	UJ	ND UJ	-	1.5	4.0	PPBV	P
L621695-03	WR-434A-B 250FT	2/21/2013	GS-N	TO15	Chloroethane	ND	UJ	ND UJ	-	1.0	4.0	PPBV	P
L621695-03	WR-434A-B 250FT	2/21/2013	GS-N	TO15	Chloromethane	ND	UJ	ND UJ	-	0.55	4.0	PPBV	P
L621695-03	WR-434A-B 250FT	2/21/2013	GS-N	TO15	Carbon Tetrachloride	ND	UJ	ND UJ	-	0.87	4.0	PPBV	P
L621695-03	WR-434A-B 250FT	2/21/2013	GS-N	TO15	1,1-Dichloroethane	ND	UJ	ND UJ	-	1.0	4.0	PPBV	P
L621695-03	WR-434A-B 250FT	2/21/2013	GS-N	TO15	1,2-Dichloroethane	ND	UJ	ND UJ	-	1.2	4.0	PPBV	L/P
L621695-03	WR-434A-B 250FT	2/21/2013	GS-N	TO15	1,2-Dichlorobenzene	ND	UJ	ND UJ	-	1.6	4.0	PPBV	P
L621695-03	WR-434A-B 250FT	2/21/2013	GS-N	TO15	1,3-Dichlorobenzene	ND	UJ	ND UJ	-	1.6	4.0	PPBV	P
L621695-03	WR-434A-B 250FT	2/21/2013	GS-N	TO15	1,4-Dichlorobenzene	27.0	J	27.0 J	-	1.5	4.0	PPBV	P
L621695-03	WR-434A-B 250FT	2/21/2013	GS-N	TO15	1,1-Dichloroethene	ND	UJ	ND UJ	-	0.77	4.0	PPBV	P
L621695-03	WR-434A-B 250FT	2/21/2013	GS-N	TO15	trans-1,2-Dichloroethene	4.3	J	4.3 J	-	0.88	4.0	PPBV	P
L621695-03	WR-434A-B 250FT	2/21/2013	GS-N	TO15	cis-1,3-Dichloropropene	ND	UJ	ND UJ	-	1.6	4.0	PPBV	P
L621695-03	WR-434A-B 250FT	2/21/2013	GS-N	TO15	trans-1,3-Dichloropropene	ND	UJ	ND UJ	-	2.0	4.0	PPBV	P
L621695-03	WR-434A-B 250FT	2/21/2013	GS-N	TO15	1,2-Dichloropropane	ND	UJ	ND UJ	-	1.4	4.0	PPBV	P
L621695-03	WR-434A-B 250FT	2/21/2013	GS-N	TO15	1,2-Dichlorotetrafluoroethane	61.0	J	61.0 J	-	0.55	4.0	PPBV	P
L621695-03	WR-434A-B 250FT	2/21/2013	GS-N	TO15	Ethylbenzene	ND	UJ	ND UJ	-	1.6	4.0	PPBV	P
L621695-03	WR-434A-B 250FT	2/21/2013	GS-N	TO15	1,2-Dibromoethane (EDB)	ND	UJ	ND UJ	-	1.6	4.0	PPBV	P
L621695-03	WR-434A-B 250FT	2/21/2013	GS-N	TO15	Trichlorofluoromethane	11.0	J	11.0 J	-	0.71	4.0	PPBV	D6/L/P
L621695-03	WR-434A-B 250FT	2/21/2013	GS-N	TO15	1,1,2-Trichloro-1,2,2-trifluoroethane	ND	UJ	ND UJ	-	0.77	4.0	PPBV	P
L621695-03	WR-434A-B 250FT	2/21/2013	GS-N	TO15	Dichlorodifluoromethane	ND	UJ	ND UJ	-	0.67	4.0	PPBV	P
L621695-03	WR-434A-B 250FT	2/21/2013	GS-N	TO15	Hexachlorobutadiene	ND	UJ	ND UJ	-	1.5	13	PPBV	P
L621695-03	WR-434A-B 250FT	2/21/2013	GS-N	TO15	Methylene Chloride	21.0	J	21.0 J	-	0.87	4.0	PPBV	P
L621695-03	WR-434A-B 250FT	2/21/2013	GS-N	TO15	1,1,2,2-Tetrachloroethane	ND	UJ	ND UJ	-	1.6	4.0	PPBV	P
L621695-03	WR-434A-B 250FT	2/21/2013	GS-N	TO15	Styrene	ND	UJ	ND UJ	-	1.5	4.0	PPBV	P
L621695-03	WR-434A-B 250FT	2/21/2013	GS-N	TO15	1,1,1-Trichloroethane	ND	UJ	ND UJ	-	1.0	4.0	PPBV	P
L621695-03	WR-434A-B 250FT	2/21/2013	GS-N	TO15	1,1,2-Trichloroethane	ND	UJ	ND UJ	-	1.5	4.0	PPBV	P
L621695-03	WR-434A-B 250FT	2/21/2013	GS-N	TO15	1,2,4-Trichlorobenzene	ND	UJ	ND UJ	-	1.0	13	PPBV	P
L621695-03	WR-434A-B 250FT	2/21/2013	GS-N	TO15	Trichloroethene (TCE)	230	J	230 J	-	1.2	4.0	PPBV	P
L621695-03	WR-434A-B 250FT	2/21/2013	GS-N	TO15	Chloroform	ND	UJ	ND UJ	-	1.0	4.0	PPBV	P
L621695-03	WR-434A-B 250FT	2/21/2013	GS-N	TO15	1,2,4-Trimethylbenzene	ND	UJ	ND UJ	-	1.6	4.0	PPBV	P
L621695-03	WR-434A-B 250FT	2/21/2013	GS-N	TO15	1,3,5-Trimethylbenzene	ND	UJ	ND UJ	-	1.4	4.0	PPBV	P

Broadway & Pantano Air Sampling Event

Qualified Results Table

Lab Sample ID	Sample ID	Sample Collection Date	Type	Method	Parameter	Original Value	Qualifier	New Value	Bias	MDL	RL	Units	Reason
L621695-03	WR-434A-B 250FT	2/21/2013	GS-N	TO15	Vinyl Chloride	ND	UJ	ND UJ	-	0.62	4.0	PPBV	P
L621695-03	WR-434A-B 250FT	2/21/2013	GS-N	TO15	Xylenes, Total	ND	UJ	ND UJ	-	3.0	12	PPBV	P
L621695-03	WR-434A-B 250FT	2/21/2013	GS-N	TO15	cis-1,2-Dichloroethylene	410	J	410 J	-	9.5	40	PPBV	P
L621695-03	WR-434A-B 250FT	2/21/2013	GS-N	TO15	Tetrachloroethene (PCE)	600	J	600 J	-	10	40	PPBV	P
L621695-02	WR-434A-C 150FT	2/21/2013	GS-N	TO15	Bromomethane	ND	UJ	ND UJ	-	0.38	2.0	PPBV	P
L621695-02	WR-434A-C 150FT	2/21/2013	GS-N	TO15	Benzene	3.4	J	3.4 J	-	0.57	2.0	PPBV	P
L621695-02	WR-434A-C 150FT	2/21/2013	GS-N	TO15	Toluene	ND	UJ	ND UJ	-	0.70	2.0	PPBV	P
L621695-02	WR-434A-C 150FT	2/21/2013	GS-N	TO15	Chlorobenzene	2.2	J	2.2 J	-	0.75	2.0	PPBV	P
L621695-02	WR-434A-C 150FT	2/21/2013	GS-N	TO15	Chloroethane	ND	UJ	ND UJ	-	0.50	2.0	PPBV	P
L621695-02	WR-434A-C 150FT	2/21/2013	GS-N	TO15	Chloromethane	ND	UJ	ND UJ	-	0.27	2.0	PPBV	P
L621695-02	WR-434A-C 150FT	2/21/2013	GS-N	TO15	Carbon Tetrachloride	ND	UJ	ND UJ	-	0.43	2.0	PPBV	P
L621695-02	WR-434A-C 150FT	2/21/2013	GS-N	TO15	1,1-Dichloroethane	ND	UJ	ND UJ	-	0.51	2.0	PPBV	P
L621695-02	WR-434A-C 150FT	2/21/2013	GS-N	TO15	1,2-Dichloroethane	ND	UJ	ND UJ	-	0.62	2.0	PPBV	L/P
L621695-02	WR-434A-C 150FT	2/21/2013	GS-N	TO15	1,2-Dichlorobenzene	ND	UJ	ND UJ	-	0.78	2.0	PPBV	P
L621695-02	WR-434A-C 150FT	2/21/2013	GS-N	TO15	1,3-Dichlorobenzene	ND	UJ	ND UJ	-	0.80	2.0	PPBV	P
L621695-02	WR-434A-C 150FT	2/21/2013	GS-N	TO15	1,4-Dichlorobenzene	9.5	J	9.5 J	-	0.76	2.0	PPBV	P
L621695-02	WR-434A-C 150FT	2/21/2013	GS-N	TO15	1,1-Dichloroethene	ND	UJ	ND UJ	-	0.38	2.0	PPBV	P
L621695-02	WR-434A-C 150FT	2/21/2013	GS-N	TO15	cis-1,2-Dichloroethylene	ND	UJ	ND UJ	-	0.48	2.0	PPBV	P
L621695-02	WR-434A-C 150FT	2/21/2013	GS-N	TO15	trans-1,2-Dichloroethene	ND	UJ	ND UJ	-	0.44	2.0	PPBV	P
L621695-02	WR-434A-C 150FT	2/21/2013	GS-N	TO15	cis-1,3-Dichloropropene	ND	UJ	ND UJ	-	0.80	2.0	PPBV	P
L621695-02	WR-434A-C 150FT	2/21/2013	GS-N	TO15	trans-1,3-Dichloropropene	ND	UJ	ND UJ	-	1.0	2.0	PPBV	P
L621695-02	WR-434A-C 150FT	2/21/2013	GS-N	TO15	1,2-Dichloropropane	ND	UJ	ND UJ	-	0.68	2.0	PPBV	P
L621695-02	WR-434A-C 150FT	2/21/2013	GS-N	TO15	1,2-Dichlorotetrafluoroethane	9.4	J	9.4 J	-	0.27	2.0	PPBV	P
L621695-02	WR-434A-C 150FT	2/21/2013	GS-N	TO15	Ethylbenzene	ND	UJ	ND UJ	-	0.79	2.0	PPBV	P
L621695-02	WR-434A-C 150FT	2/21/2013	GS-N	TO15	1,2-Dibromoethane (EDB)	ND	UJ	ND UJ	-	0.80	2.0	PPBV	P
L621695-02	WR-434A-C 150FT	2/21/2013	GS-N	TO15	Trichlorofluoromethane	ND	UJ	ND UJ	-	0.36	2.0	PPBV	L/P
L621695-02	WR-434A-C 150FT	2/21/2013	GS-N	TO15	1,1,2-Trichloro-1,2,2-trifluoroethane	ND	UJ	ND UJ	-	0.39	2.0	PPBV	P
L621695-02	WR-434A-C 150FT	2/21/2013	GS-N	TO15	Dichlorodifluoromethane	ND	UJ	ND UJ	-	0.34	2.0	PPBV	P
L621695-02	WR-434A-C 150FT	2/21/2013	GS-N	TO15	Hexachlorobutadiene	ND	UJ	ND UJ	-	0.76	6.3	PPBV	P
L621695-02	WR-434A-C 150FT	2/21/2013	GS-N	TO15	Methylene Chloride	ND	UJ	ND UJ	-	0.44	2.0	PPBV	P
L621695-02	WR-434A-C 150FT	2/21/2013	GS-N	TO15	1,1,2,2-Tetrachloroethane	ND	UJ	ND UJ	-	0.79	2.0	PPBV	P
L621695-02	WR-434A-C 150FT	2/21/2013	GS-N	TO15	Tetrachloroethene (PCE)	27.0	J	27.0 J	-	0.51	2.0	PPBV	P
L621695-02	WR-434A-C 150FT	2/21/2013	GS-N	TO15	Styrene	ND	UJ	ND UJ	-	0.76	2.0	PPBV	P
L621695-02	WR-434A-C 150FT	2/21/2013	GS-N	TO15	1,1,1-Trichloroethane	ND	UJ	ND UJ	-	0.51	2.0	PPBV	P
L621695-02	WR-434A-C 150FT	2/21/2013	GS-N	TO15	1,1,2-Trichloroethane	ND	UJ	ND UJ	-	0.74	2.0	PPBV	P
L621695-02	WR-434A-C 150FT	2/21/2013	GS-N	TO15	1,2,4-Trichlorobenzene	ND	UJ	ND UJ	-	0.52	6.3	PPBV	P
L621695-02	WR-434A-C 150FT	2/21/2013	GS-N	TO15	Trichloroethene (TCE)	ND	UJ	ND UJ	-	0.59	2.0	PPBV	P

Broadway & Pantano Air Sampling Event

Qualified Results Table

Lab Sample ID	Sample ID	Sample Collection Date	Type	Method	Parameter	Original Value	Qualifier	New Value	Bias	MDL	RL	Units	Reason
L621695-02	WR-434A-C 150FT	2/21/2013	GS-N	TO15	Chloroform	ND	UJ	ND UJ	-	0.51	2.0	PPBV	P
L621695-02	WR-434A-C 150FT	2/21/2013	GS-N	TO15	1,2,4-Trimethylbenzene	ND	UJ	ND UJ	-	0.83	2.0	PPBV	P
L621695-02	WR-434A-C 150FT	2/21/2013	GS-N	TO15	1,3,5-Trimethylbenzene	ND	UJ	ND UJ	-	0.72	2.0	PPBV	P
L621695-02	WR-434A-C 150FT	2/21/2013	GS-N	TO15	Vinyl Chloride	ND	UJ	ND UJ	-	0.31	2.0	PPBV	P
L621695-02	WR-434A-C 150FT	2/21/2013	GS-N	TO15	Xylenes, Total	ND	UJ	ND UJ	-	1.5	6.0	PPBV	P
L621695-01	WR-434A-D 50FT	2/21/2013	GS-N	TO15	Bromomethane	ND	UJ	ND UJ	-	0.076	0.40	PPBV	P
L621695-01	WR-434A-D 50FT	2/21/2013	GS-N	TO15	Benzene	1.1	J	1.1 J	-	0.11	0.40	PPBV	P
L621695-01	WR-434A-D 50FT	2/21/2013	GS-N	TO15	Toluene	0.44	J	0.44 J	-	0.14	0.40	PPBV	P
L621695-01	WR-434A-D 50FT	2/21/2013	GS-N	TO15	Chlorobenzene	ND	UJ	ND UJ	-	0.15	0.40	PPBV	P
L621695-01	WR-434A-D 50FT	2/21/2013	GS-N	TO15	Chloroethane	ND	UJ	ND UJ	-	0.10	0.40	PPBV	P
L621695-01	WR-434A-D 50FT	2/21/2013	GS-N	TO15	Chloromethane	ND	UJ	ND UJ	-	0.055	0.40	PPBV	P
L621695-01	WR-434A-D 50FT	2/21/2013	GS-N	TO15	Carbon Tetrachloride	ND	UJ	ND UJ	-	0.087	0.40	PPBV	P
L621695-01	WR-434A-D 50FT	2/21/2013	GS-N	TO15	1,1-Dichloroethane	ND	UJ	ND UJ	-	0.10	0.40	PPBV	P
L621695-01	WR-434A-D 50FT	2/21/2013	GS-N	TO15	1,2-Dichloroethane	ND	UJ	ND UJ	-	0.12	0.40	PPBV	P
L621695-01	WR-434A-D 50FT	2/21/2013	GS-N	TO15	1,2-Dichlorobenzene	ND	UJ	ND UJ	-	0.16	0.40	PPBV	P
L621695-01	WR-434A-D 50FT	2/21/2013	GS-N	TO15	1,3-Dichlorobenzene	ND	UJ	ND UJ	-	0.16	0.40	PPBV	P
L621695-01	WR-434A-D 50FT	2/21/2013	GS-N	TO15	1,4-Dichlorobenzene	ND	UJ	ND UJ	-	0.15	0.40	PPBV	P
L621695-01	WR-434A-D 50FT	2/21/2013	GS-N	TO15	1,1-Dichloroethene	ND	UJ	ND UJ	-	0.077	0.40	PPBV	P
L621695-01	WR-434A-D 50FT	2/21/2013	GS-N	TO15	cis-1,2-Dichloroethylene	0.56	J	0.56 J	-	0.095	0.40	PPBV	P
L621695-01	WR-434A-D 50FT	2/21/2013	GS-N	TO15	trans-1,2-Dichloroethene	ND	UJ	ND UJ	-	0.088	0.40	PPBV	P
L621695-01	WR-434A-D 50FT	2/21/2013	GS-N	TO15	cis-1,3-Dichloropropene	ND	UJ	ND UJ	-	0.16	0.40	PPBV	P
L621695-01	WR-434A-D 50FT	2/21/2013	GS-N	TO15	trans-1,3-Dichloropropene	ND	UJ	ND UJ	-	0.20	0.40	PPBV	P
L621695-01	WR-434A-D 50FT	2/21/2013	GS-N	TO15	1,2-Dichloropropane	ND	UJ	ND UJ	-	0.14	0.40	PPBV	P
L621695-01	WR-434A-D 50FT	2/21/2013	GS-N	TO15	1,2-Dichlorotetrafluoroethane	0.68	J	0.68 J	-	0.055	0.40	PPBV	P
L621695-01	WR-434A-D 50FT	2/21/2013	GS-N	TO15	Ethylbenzene	ND	UJ	ND UJ	-	0.16	0.40	PPBV	P
L621695-01	WR-434A-D 50FT	2/21/2013	GS-N	TO15	1,2-Dibromoethane (EDB)	ND	UJ	ND UJ	-	0.16	0.40	PPBV	P
L621695-01	WR-434A-D 50FT	2/21/2013	GS-N	TO15	Trichlorofluoromethane	1.7	J	1.7 J	-	0.071	0.40	PPBV	P
L621695-01	WR-434A-D 50FT	2/21/2013	GS-N	TO15	1,1,2-Trichloro-1,2,2-trifluoroethane	ND	UJ	ND UJ	-	0.077	0.40	PPBV	P
L621695-01	WR-434A-D 50FT	2/21/2013	GS-N	TO15	Dichlorodifluoromethane	ND	UJ	ND UJ	-	0.067	0.40	PPBV	P
L621695-01	WR-434A-D 50FT	2/21/2013	GS-N	TO15	Hexachlorobutadiene	ND	UJ	ND UJ	-	0.15	1.3	PPBV	P
L621695-01	WR-434A-D 50FT	2/21/2013	GS-N	TO15	Methylene Chloride	ND	UJ	ND UJ	-	0.087	0.40	PPBV	P
L621695-01	WR-434A-D 50FT	2/21/2013	GS-N	TO15	1,1,2,2-Tetrachloroethane	ND	UJ	ND UJ	-	0.16	0.40	PPBV	P
L621695-01	WR-434A-D 50FT	2/21/2013	GS-N	TO15	Tetrachloroethene (PCE)	33.0	J	33.0 J	-	0.81	3.2	PPBV	P
L621695-01	WR-434A-D 50FT	2/21/2013	GS-N	TO15	Styrene	ND	UJ	ND UJ	-	0.15	0.40	PPBV	P
L621695-01	WR-434A-D 50FT	2/21/2013	GS-N	TO15	1,1,1-Trichloroethane	ND	UJ	ND UJ	-	0.10	0.40	PPBV	P
L621695-01	WR-434A-D 50FT	2/21/2013	GS-N	TO15	1,1,2-Trichloroethane	ND	UJ	ND UJ	-	0.15	0.40	PPBV	P
L621695-01	WR-434A-D 50FT	2/21/2013	GS-N	TO15	1,2,4-Trichlorobenzene	ND	UJ	ND UJ	-	0.10	1.3	PPBV	P

Broadway & Pantano Air Sampling Event

Qualified Results Table

Lab Sample ID	Sample ID	Sample Collection Date	Type	Method	Parameter	Original Value	Qualifier	New Value	Bias	MDL	RL	Units	Reason
L621695-01	WR-434A-D 50FT	2/21/2013	GS-N	TO15	Trichloroethene (TCE)	7.6	J	7.6 J	-	0.12	0.40	PPBV	P
L621695-01	WR-434A-D 50FT	2/21/2013	GS-N	TO15	Chloroform	1.1	J	1.1 J	-	0.10	0.40	PPBV	P
L621695-01	WR-434A-D 50FT	2/21/2013	GS-N	TO15	1,2,4-Trimethylbenzene	ND	UJ	ND UJ	-	0.16	0.40	PPBV	P
L621695-01	WR-434A-D 50FT	2/21/2013	GS-N	TO15	1,3,5-Trimethylbenzene	ND	UJ	ND UJ	-	0.14	0.40	PPBV	P
L621695-01	WR-434A-D 50FT	2/21/2013	GS-N	TO15	Vinyl Chloride	ND	UJ	ND UJ	-	0.062	0.40	PPBV	P
L621695-01	WR-434A-D 50FT	2/21/2013	GS-N	TO15	Xylenes, Total	ND	UJ	ND UJ	-	0.30	1.2	PPBV	P

Matrix / Sample Type

Matrix	Matrix Description	Sample Code	Sample Code Description
GS	SOIL GAS	N	Normal Environmental Sample

Data Qualifier Definitions

Flag	Description
U	Undetected: The analyte was analyzed for, but not detected.
UJ	The analyte was not detected; however, the result is estimated due to discrepancies in meeting certain analyte-specific quality control criteria.

Reason and Comment Code Definitions

Code	Description
D6	RPD of laboratory control sample exceeded criteria
L	Percent recovery of laboratory control sample recovery was outside established limits
P	Sample preservation/collection requirement not met.

Broadway & Pantano Air Sampling Event

Qualified Results Table

Lab Sample ID	Sample ID	Sample Collection Date	Type	Method	Parameter	Original Value	Qualifier	New Value	Bias	MDL	RL	Units	Reason
L621998-02	BP-23-200	2/25/2013	GS-N	TO15	Vinyl Chloride	ND	UJ	ND UJ	-	0.062	0.40	PPBV	P
L621998-02	BP-23-200	2/25/2013	GS-N	TO15	Xylenes, Total	1.9	J	1.9 J	-	0.30	1.2	PPBV	P
L621998-02	BP-23-200	2/25/2013	GS-N	TO15	Benzene	0.57	J	0.57 J	-	0.11	0.40	PPBV	P
L621998-02	BP-23-200	2/25/2013	GS-N	TO15	Bromomethane	ND	UJ	ND UJ	-	0.076	0.40	PPBV	P
L621998-02	BP-23-200	2/25/2013	GS-N	TO15	Carbon Tetrachloride	ND	UJ	ND UJ	-	0.087	0.40	PPBV	P
L621998-02	BP-23-200	2/25/2013	GS-N	TO15	Chloroethane	ND	UJ	ND UJ	-	0.10	0.40	PPBV	P
L621998-02	BP-23-200	2/25/2013	GS-N	TO15	Chloroform	0.54	J	0.54 J	-	0.10	0.40	PPBV	P
L621998-02	BP-23-200	2/25/2013	GS-N	TO15	Chloromethane	1.3	J	1.3 J	-	0.055	0.40	PPBV	P
L621998-02	BP-23-200	2/25/2013	GS-N	TO15	1,2-Dibromoethane (EDB)	ND	UJ	ND UJ	-	0.16	0.40	PPBV	P
L621998-02	BP-23-200	2/25/2013	GS-N	TO15	1,2-Dichlorobenzene	ND	UJ	ND UJ	-	0.16	0.40	PPBV	P
L621998-02	BP-23-200	2/25/2013	GS-N	TO15	1,3-Dichlorobenzene	ND	UJ	ND UJ	-	0.16	0.40	PPBV	P
L621998-02	BP-23-200	2/25/2013	GS-N	TO15	1,4-Dichlorobenzene	ND	UJ	ND UJ	-	0.15	0.40	PPBV	P
L621998-02	BP-23-200	2/25/2013	GS-N	TO15	1,2-Dichloroethane	ND	UJ	ND UJ	-	0.12	0.40	PPBV	P
L621998-02	BP-23-200	2/25/2013	GS-N	TO15	1,1-Dichloroethane	ND	UJ	ND UJ	-	0.10	0.40	PPBV	P
L621998-02	BP-23-200	2/25/2013	GS-N	TO15	1,1-Dichloroethene	ND	UJ	ND UJ	-	0.077	0.40	PPBV	P
L621998-02	BP-23-200	2/25/2013	GS-N	TO15	trans-1,2-Dichloroethene	ND	UJ	ND UJ	-	0.088	0.40	PPBV	P
L621998-02	BP-23-200	2/25/2013	GS-N	TO15	1,2-Dichloropropane	ND	UJ	ND UJ	-	0.14	0.40	PPBV	P
L621998-02	BP-23-200	2/25/2013	GS-N	TO15	cis-1,3-Dichloropropene	ND	UJ	ND UJ	-	0.16	0.40	PPBV	P
L621998-02	BP-23-200	2/25/2013	GS-N	TO15	trans-1,3-Dichloropropene	ND	UJ	ND UJ	-	0.20	0.40	PPBV	P
L621998-02	BP-23-200	2/25/2013	GS-N	TO15	Ethylbenzene	0.55	J	0.55 J	-	0.16	0.40	PPBV	P
L621998-02	BP-23-200	2/25/2013	GS-N	TO15	1,1,2-Trichloro-1,2,2-trifluoroethane	ND	UJ	ND UJ	-	0.077	0.40	PPBV	P
L621998-02	BP-23-200	2/25/2013	GS-N	TO15	Trichlorofluoromethane	ND	UJ	ND UJ	-	0.071	0.40	PPBV	P
L621998-02	BP-23-200	2/25/2013	GS-N	TO15	Dichlorodifluoromethane	0.60	J	0.60 J	-	0.067	0.40	PPBV	P
L621998-02	BP-23-200	2/25/2013	GS-N	TO15	1,2-Dichlorotetrafluoroethane	ND	UJ	ND UJ	-	0.055	0.40	PPBV	P
L621998-02	BP-23-200	2/25/2013	GS-N	TO15	Hexachlorobutadiene	ND	UJ	ND UJ	-	0.15	1.3	PPBV	P
L621998-02	BP-23-200	2/25/2013	GS-N	TO15	Styrene	0.70	J	0.70 J	-	0.15	0.40	PPBV	P
L621998-02	BP-23-200	2/25/2013	GS-N	TO15	1,1,2,2-Tetrachloroethane	ND	UJ	ND UJ	-	0.16	0.40	PPBV	P
L621998-02	BP-23-200	2/25/2013	GS-N	TO15	Tetrachloroethene (PCE)	0.55	J	0.55 J	-	0.10	0.40	PPBV	P
L621998-02	BP-23-200	2/25/2013	GS-N	TO15	Toluene	1.4	J	1.4 J	-	0.14	0.40	PPBV	P
L621998-02	BP-23-200	2/25/2013	GS-N	TO15	1,2,4-Trichlorobenzene	ND	UJ	ND UJ	-	0.10	1.3	PPBV	P
L621998-02	BP-23-200	2/25/2013	GS-N	TO15	1,1,1-Trichloroethane	ND	UJ	ND UJ	-	0.10	0.40	PPBV	P
L621998-02	BP-23-200	2/25/2013	GS-N	TO15	1,1,2-Trichloroethane	ND	UJ	ND UJ	-	0.15	0.40	PPBV	P
L621998-02	BP-23-200	2/25/2013	GS-N	TO15	Trichloroethene (TCE)	ND	UJ	ND UJ	-	0.12	0.40	PPBV	P
L621998-02	BP-23-200	2/25/2013	GS-N	TO15	1,2,4-Trimethylbenzene	ND	UJ	ND UJ	-	0.16	0.40	PPBV	P
L621998-02	BP-23-200	2/25/2013	GS-N	TO15	Chlorobenzene	ND	UJ	ND UJ	-	0.15	0.40	PPBV	P
L621998-02	BP-23-200	2/25/2013	GS-N	TO15	cis-1,2-Dichloroethylene	ND	UJ	ND UJ	-	0.095	0.40	PPBV	P
L621998-02	BP-23-200	2/25/2013	GS-N	TO15	Methylene Chloride	0.86	J	0.86 J	-	0.087	0.40	PPBV	P

Broadway & Pantano Air Sampling Event

Qualified Results Table

Lab Sample ID	Sample ID	Sample Collection Date	Type	Method	Parameter	Original Value	Qualifier	New Value	Bias	MDL	RL	Units	Reason
L621998-02	BP-23-200	2/25/2013	GS-N	TO15	1,3,5-Trimethylbenzene	ND	UJ	ND UJ	-	0.14	0.40	PPBV	P
L621998-10	BP-23-250	2/25/2013	GS-N	TO15	Benzene	100	J	100 J	-	1.1	4.0	PPBV	P
L621998-10	BP-23-250	2/25/2013	GS-N	TO15	Bromomethane	ND	UJ	ND UJ	-	0.76	4.0	PPBV	P
L621998-10	BP-23-250	2/25/2013	GS-N	TO15	Chlorobenzene	ND	UJ	ND UJ	-	1.5	4.0	PPBV	P
L621998-10	BP-23-250	2/25/2013	GS-N	TO15	Chloroethane	ND	UJ	ND UJ	-	1.0	4.0	PPBV	P
L621998-10	BP-23-250	2/25/2013	GS-N	TO15	Chloroform	7.7	J	7.7 J	-	1.0	4.0	PPBV	P
L621998-10	BP-23-250	2/25/2013	GS-N	TO15	Chloromethane	ND	UJ	ND UJ	-	0.55	4.0	PPBV	P
L621998-10	BP-23-250	2/25/2013	GS-N	TO15	1,2-Dibromoethane (EDB)	ND	UJ	ND UJ	-	1.6	4.0	PPBV	P
L621998-10	BP-23-250	2/25/2013	GS-N	TO15	1,2-Dichlorobenzene	ND	UJ	ND UJ	-	1.6	4.0	PPBV	P
L621998-10	BP-23-250	2/25/2013	GS-N	TO15	1,3-Dichlorobenzene	ND	UJ	ND UJ	-	1.6	4.0	PPBV	P
L621998-10	BP-23-250	2/25/2013	GS-N	TO15	1,4-Dichlorobenzene	ND	UJ	ND UJ	-	1.5	4.0	PPBV	P
L621998-10	BP-23-250	2/25/2013	GS-N	TO15	1,2-Dichloroethane	ND	UJ	ND UJ	-	1.2	4.0	PPBV	P
L621998-10	BP-23-250	2/25/2013	GS-N	TO15	1,1-Dichloroethane	ND	UJ	ND UJ	-	1.0	4.0	PPBV	P
L621998-10	BP-23-250	2/25/2013	GS-N	TO15	cis-1,2-Dichloroethylene	17.0	J	17.0 J	-	0.95	4.0	PPBV	P
L621998-10	BP-23-250	2/25/2013	GS-N	TO15	trans-1,2-Dichloroethene	21.0	J	21.0 J	-	0.88	4.0	PPBV	P
L621998-10	BP-23-250	2/25/2013	GS-N	TO15	1,2-Dichloropropane	ND	UJ	ND UJ	-	1.4	4.0	PPBV	P
L621998-10	BP-23-250	2/25/2013	GS-N	TO15	cis-1,3-Dichloropropene	ND	UJ	ND UJ	-	1.6	4.0	PPBV	P
L621998-10	BP-23-250	2/25/2013	GS-N	TO15	trans-1,3-Dichloropropene	ND	UJ	ND UJ	-	2.0	4.0	PPBV	P
L621998-10	BP-23-250	2/25/2013	GS-N	TO15	Ethylbenzene	15.0	J	15.0 J	-	1.6	4.0	PPBV	P
L621998-10	BP-23-250	2/25/2013	GS-N	TO15	1,1,2-Trichloro-1,2,2-trifluoroethane	ND	UJ	ND UJ	-	0.77	4.0	PPBV	P
L621998-10	BP-23-250	2/25/2013	GS-N	TO15	Trichlorofluoromethane	90.0	J	90.0 J	-	0.71	4.0	PPBV	P
L621998-10	BP-23-250	2/25/2013	GS-N	TO15	1,2-Dichlorotetrafluoroethane	210	J	210 J	-	0.55	4.0	PPBV	P
L621998-10	BP-23-250	2/25/2013	GS-N	TO15	Hexachlorobutadiene	ND	UJ	ND UJ	-	1.5	13	PPBV	P
L621998-10	BP-23-250	2/25/2013	GS-N	TO15	Styrene	ND	UJ	ND UJ	-	1.5	4.0	PPBV	P
L621998-10	BP-23-250	2/25/2013	GS-N	TO15	1,1,2,2-Tetrachloroethane	ND	UJ	ND UJ	-	1.6	4.0	PPBV	P
L621998-10	BP-23-250	2/25/2013	GS-N	TO15	Toluene	10.0	J	10.0 J	-	1.4	4.0	PPBV	P
L621998-10	BP-23-250	2/25/2013	GS-N	TO15	1,2,4-Trichlorobenzene	ND	UJ	ND UJ	-	1.0	13	PPBV	P
L621998-10	BP-23-250	2/25/2013	GS-N	TO15	1,1,1-Trichloroethane	ND	UJ	ND UJ	-	1.0	4.0	PPBV	P
L621998-10	BP-23-250	2/25/2013	GS-N	TO15	1,1,2-Trichloroethane	ND	UJ	ND UJ	-	1.5	4.0	PPBV	P
L621998-10	BP-23-250	2/25/2013	GS-N	TO15	Trichloroethene (TCE)	320	J	320 J	-	1.2	4.0	PPBV	P
L621998-10	BP-23-250	2/25/2013	GS-N	TO15	1,2,4-Trimethylbenzene	7.1	J	7.1 J	-	1.6	4.0	PPBV	P
L621998-10	BP-23-250	2/25/2013	GS-N	TO15	1,3,5-Trimethylbenzene	4.1	J	4.1 J	-	1.4	4.0	PPBV	P
L621998-10	BP-23-250	2/25/2013	GS-N	TO15	Xylenes, Total	49.0	J	49.0 J	-	3.0	12	PPBV	P
L621998-10	BP-23-250	2/25/2013	GS-N	TO15	Dichlorodifluoromethane	7800	J	7800 J	-	13	80	PPBV	P
L621998-10	BP-23-250	2/25/2013	GS-N	TO15	Tetrachloroethene (PCE)	2700	J	2700 J	-	20	80	PPBV	P
L621998-10	BP-23-250	2/25/2013	GS-N	TO15	Carbon Tetrachloride	ND	UJ	ND UJ	-	0.87	4.0	PPBV	P
L621998-10	BP-23-250	2/25/2013	GS-N	TO15	1,1-Dichloroethene	7.3	J	7.3 J	-	0.77	4.0	PPBV	P

Broadway & Pantano Air Sampling Event

Qualified Results Table

Lab Sample ID	Sample ID	Sample Collection Date	Type	Method	Parameter	Original Value	Qualifier	New Value	Bias	MDL	RL	Units	Reason
L621998-10	BP-23-250	2/25/2013	GS-N	TO15	Methylene Chloride	28.0	J	28.0 J	-	0.87	4.0	PPBV	P
L621998-10	BP-23-250	2/25/2013	GS-N	TO15	Vinyl Chloride	11.0	J	11.0 J	-	0.62	4.0	PPBV	P
L621998-06	BP-23-300	2/25/2013	GS-N	TO15	Benzene	12.0	J	12.0 J	-	0.46	1.6	PPBV	P
L621998-06	BP-23-300	2/25/2013	GS-N	TO15	Bromomethane	ND	UJ	ND UJ	-	0.30	1.6	PPBV	P
L621998-06	BP-23-300	2/25/2013	GS-N	TO15	Carbon Tetrachloride	ND	UJ	ND UJ	-	0.35	1.6	PPBV	P
L621998-06	BP-23-300	2/25/2013	GS-N	TO15	Chlorobenzene	ND	UJ	ND UJ	-	0.60	1.6	PPBV	P
L621998-06	BP-23-300	2/25/2013	GS-N	TO15	Chloroethane	ND	UJ	ND UJ	-	0.40	1.6	PPBV	P
L621998-06	BP-23-300	2/25/2013	GS-N	TO15	Chloroform	14.0	J	14.0 J	-	0.40	1.6	PPBV	P
L621998-06	BP-23-300	2/25/2013	GS-N	TO15	Chloromethane	ND	UJ	ND UJ	-	0.22	1.6	PPBV	P
L621998-06	BP-23-300	2/25/2013	GS-N	TO15	1,2-Dibromoethane (EDB)	ND	UJ	ND UJ	-	0.64	1.6	PPBV	P
L621998-06	BP-23-300	2/25/2013	GS-N	TO15	1,3-Dichlorobenzene	ND	UJ	ND UJ	-	0.64	1.6	PPBV	P
L621998-06	BP-23-300	2/25/2013	GS-N	TO15	1,4-Dichlorobenzene	ND	UJ	ND UJ	-	0.61	1.6	PPBV	P
L621998-06	BP-23-300	2/25/2013	GS-N	TO15	1,2-Dichloroethane	ND	UJ	ND UJ	-	0.50	1.6	PPBV	P
L621998-06	BP-23-300	2/25/2013	GS-N	TO15	1,1-Dichloroethane	ND	UJ	ND UJ	-	0.40	1.6	PPBV	P
L621998-06	BP-23-300	2/25/2013	GS-N	TO15	1,1-Dichloroethene	ND	UJ	ND UJ	-	0.31	1.6	PPBV	P
L621998-06	BP-23-300	2/25/2013	GS-N	TO15	cis-1,2-Dichloroethylene	ND	UJ	ND UJ	-	0.38	1.6	PPBV	P
L621998-06	BP-23-300	2/25/2013	GS-N	TO15	trans-1,2-Dichloroethene	2.0	J	2.0 J	-	0.35	1.6	PPBV	P
L621998-06	BP-23-300	2/25/2013	GS-N	TO15	1,2-Dichloropropane	ND	UJ	ND UJ	-	0.54	1.6	PPBV	P
L621998-06	BP-23-300	2/25/2013	GS-N	TO15	cis-1,3-Dichloropropene	ND	UJ	ND UJ	-	0.64	1.6	PPBV	P
L621998-06	BP-23-300	2/25/2013	GS-N	TO15	trans-1,3-Dichloropropene	ND	UJ	ND UJ	-	0.81	1.6	PPBV	P
L621998-06	BP-23-300	2/25/2013	GS-N	TO15	1,1,2-Trichloro-1,2,2-trifluoroethane	ND	UJ	ND UJ	-	0.31	1.6	PPBV	P
L621998-06	BP-23-300	2/25/2013	GS-N	TO15	Trichlorofluoromethane	20.0	J	20.0 J	-	0.28	1.6	PPBV	P
L621998-06	BP-23-300	2/25/2013	GS-N	TO15	1,2-Dichlorotetrafluoroethane	35.0	J	35.0 J	-	0.22	1.6	PPBV	P
L621998-06	BP-23-300	2/25/2013	GS-N	TO15	Hexachlorobutadiene	ND	UJ	ND UJ	-	0.61	5.0	PPBV	P
L621998-06	BP-23-300	2/25/2013	GS-N	TO15	Methylene Chloride	ND	UJ	ND UJ	-	0.35	1.6	PPBV	P
L621998-06	BP-23-300	2/25/2013	GS-N	TO15	Styrene	1.6	J	1.6 J	-	0.60	1.6	PPBV	P
L621998-06	BP-23-300	2/25/2013	GS-N	TO15	1,1,2,2-Tetrachloroethane	ND	UJ	ND UJ	-	0.63	1.6	PPBV	P
L621998-06	BP-23-300	2/25/2013	GS-N	TO15	Toluene	9.4	J	9.4 J	-	0.56	1.6	PPBV	P
L621998-06	BP-23-300	2/25/2013	GS-N	TO15	1,2,4-Trichlorobenzene	ND	UJ	ND UJ	-	0.41	5.0	PPBV	P
L621998-06	BP-23-300	2/25/2013	GS-N	TO15	1,1,2-Trichloroethane	ND	UJ	ND UJ	-	0.59	1.6	PPBV	P
L621998-06	BP-23-300	2/25/2013	GS-N	TO15	Trichloroethene (TCE)	62.0	J	62.0 J	-	0.47	1.6	PPBV	P
L621998-06	BP-23-300	2/25/2013	GS-N	TO15	1,2,4-Trimethylbenzene	1.8	J	1.8 J	-	0.66	1.6	PPBV	P
L621998-06	BP-23-300	2/25/2013	GS-N	TO15	1,3,5-Trimethylbenzene	2.1	J	2.1 J	-	0.58	1.6	PPBV	P
L621998-06	BP-23-300	2/25/2013	GS-N	TO15	Vinyl Chloride	ND	UJ	ND UJ	-	0.25	1.6	PPBV	P
L621998-06	BP-23-300	2/25/2013	GS-N	TO15	Xylenes, Total	26.0	J	26.0 J	-	1.2	4.8	PPBV	P
L621998-06	BP-23-300	2/25/2013	GS-N	TO15	Dichlorodifluoromethane	880	J	880 J	-	2.7	16	PPBV	P
L621998-06	BP-23-300	2/25/2013	GS-N	TO15	Tetrachloroethene (PCE)	200	J	200 J	-	4.1	16	PPBV	P

Broadway & Pantano Air Sampling Event

Qualified Results Table

Lab Sample ID	Sample ID	Sample Collection Date	Type	Method	Parameter	Original Value	Qualifier	New Value	Bias	MDL	RL	Units	Reason
L621998-06	BP-23-300	2/25/2013	GS-N	TO15	1,2-Dichlorobenzene	ND	UJ	ND UJ	-	0.62	1.6	PPBV	P
L621998-06	BP-23-300	2/25/2013	GS-N	TO15	Ethylbenzene	7.3	J	7.3 J	-	0.63	1.6	PPBV	P
L621998-06	BP-23-300	2/25/2013	GS-N	TO15	1,1,1-Trichloroethane	ND	UJ	ND UJ	-	0.40	1.6	PPBV	P
L621998-04	BSDP-2-100	2/25/2013	GS-N	TO15	Bromomethane	ND	UJ	ND UJ	-	0.076	0.40	PPBV	P
L621998-04	BSDP-2-100	2/25/2013	GS-N	TO15	Carbon Tetrachloride	ND	UJ	ND UJ	-	0.087	0.40	PPBV	P
L621998-04	BSDP-2-100	2/25/2013	GS-N	TO15	Chlorobenzene	ND	UJ	ND UJ	-	0.15	0.40	PPBV	P
L621998-04	BSDP-2-100	2/25/2013	GS-N	TO15	Chloroethane	ND	UJ	ND UJ	-	0.10	0.40	PPBV	P
L621998-04	BSDP-2-100	2/25/2013	GS-N	TO15	Chloroform	ND	UJ	ND UJ	-	0.10	0.40	PPBV	P
L621998-04	BSDP-2-100	2/25/2013	GS-N	TO15	Chloromethane	1.3	J	1.3 J	-	0.055	0.40	PPBV	P
L621998-04	BSDP-2-100	2/25/2013	GS-N	TO15	1,2-Dibromoethane (EDB)	ND	UJ	ND UJ	-	0.16	0.40	PPBV	P
L621998-04	BSDP-2-100	2/25/2013	GS-N	TO15	1,2-Dichlorobenzene	ND	UJ	ND UJ	-	0.16	0.40	PPBV	P
L621998-04	BSDP-2-100	2/25/2013	GS-N	TO15	1,3-Dichlorobenzene	ND	UJ	ND UJ	-	0.16	0.40	PPBV	P
L621998-04	BSDP-2-100	2/25/2013	GS-N	TO15	1,4-Dichlorobenzene	ND	UJ	ND UJ	-	0.15	0.40	PPBV	P
L621998-04	BSDP-2-100	2/25/2013	GS-N	TO15	1,1-Dichloroethane	ND	UJ	ND UJ	-	0.10	0.40	PPBV	P
L621998-04	BSDP-2-100	2/25/2013	GS-N	TO15	1,1-Dichloroethene	ND	UJ	ND UJ	-	0.077	0.40	PPBV	P
L621998-04	BSDP-2-100	2/25/2013	GS-N	TO15	cis-1,2-Dichloroethylene	20.0	J	20.0 J	-	0.095	0.40	PPBV	P
L621998-04	BSDP-2-100	2/25/2013	GS-N	TO15	trans-1,2-Dichloroethene	1.1	J	1.1 J	-	0.088	0.40	PPBV	P
L621998-04	BSDP-2-100	2/25/2013	GS-N	TO15	1,2-Dichloropropane	0.44	J	0.44 J	-	0.14	0.40	PPBV	P
L621998-04	BSDP-2-100	2/25/2013	GS-N	TO15	cis-1,3-Dichloropropene	ND	UJ	ND UJ	-	0.16	0.40	PPBV	P
L621998-04	BSDP-2-100	2/25/2013	GS-N	TO15	trans-1,3-Dichloropropene	ND	UJ	ND UJ	-	0.20	0.40	PPBV	P
L621998-04	BSDP-2-100	2/25/2013	GS-N	TO15	Ethylbenzene	ND	UJ	ND UJ	-	0.16	0.40	PPBV	P
L621998-04	BSDP-2-100	2/25/2013	GS-N	TO15	1,1,2-Trichloro-1,2,2-trifluoroethane	ND	UJ	ND UJ	-	0.077	0.40	PPBV	P
L621998-04	BSDP-2-100	2/25/2013	GS-N	TO15	Trichlorofluoromethane	0.55	J	0.55 J	-	0.071	0.40	PPBV	P
L621998-04	BSDP-2-100	2/25/2013	GS-N	TO15	1,2-Dichlorotetrafluoroethane	3.5	J	3.5 J	-	0.055	0.40	PPBV	P
L621998-04	BSDP-2-100	2/25/2013	GS-N	TO15	Hexachlorobutadiene	ND	UJ	ND UJ	-	0.15	1.3	PPBV	P
L621998-04	BSDP-2-100	2/25/2013	GS-N	TO15	Methylene Chloride	1.8	J	1.8 J	-	0.087	0.40	PPBV	P
L621998-04	BSDP-2-100	2/25/2013	GS-N	TO15	Styrene	ND	UJ	ND UJ	-	0.15	0.40	PPBV	P
L621998-04	BSDP-2-100	2/25/2013	GS-N	TO15	1,1,2,2-Tetrachloroethane	ND	UJ	ND UJ	-	0.16	0.40	PPBV	P
L621998-04	BSDP-2-100	2/25/2013	GS-N	TO15	Tetrachloroethene (PCE)	15.0	J	15.0 J	-	0.10	0.40	PPBV	P
L621998-04	BSDP-2-100	2/25/2013	GS-N	TO15	Toluene	2.4	J	2.4 J	-	0.14	0.40	PPBV	P
L621998-04	BSDP-2-100	2/25/2013	GS-N	TO15	1,2,4-Trichlorobenzene	ND	UJ	ND UJ	-	0.10	1.3	PPBV	P
L621998-04	BSDP-2-100	2/25/2013	GS-N	TO15	1,1,1-Trichloroethane	ND	UJ	ND UJ	-	0.10	0.40	PPBV	P
L621998-04	BSDP-2-100	2/25/2013	GS-N	TO15	Trichloroethene (TCE)	8.8	J	8.8 J	-	0.12	0.40	PPBV	P
L621998-04	BSDP-2-100	2/25/2013	GS-N	TO15	1,2,4-Trimethylbenzene	ND	UJ	ND UJ	-	0.16	0.40	PPBV	P
L621998-04	BSDP-2-100	2/25/2013	GS-N	TO15	1,3,5-Trimethylbenzene	ND	UJ	ND UJ	-	0.14	0.40	PPBV	P
L621998-04	BSDP-2-100	2/25/2013	GS-N	TO15	Vinyl Chloride	1.2	J	1.2 J	-	0.062	0.40	PPBV	P
L621998-04	BSDP-2-100	2/25/2013	GS-N	TO15	Xylenes, Total	ND	UJ	ND UJ	-	0.30	1.2	PPBV	P

Broadway & Pantano Air Sampling Event

Qualified Results Table

Lab Sample ID	Sample ID	Sample Collection Date	Type	Method	Parameter	Original Value	Qualifier	New Value	Bias	MDL	RL	Units	Reason
L621998-04	BSDP-2-100	2/25/2013	GS-N	TO15	Benzene	1.9	J	1.9 J	-	0.11	0.40	PPBV	P
L621998-04	BSDP-2-100	2/25/2013	GS-N	TO15	1,2-Dichloroethane	ND	UJ	ND UJ	-	0.12	0.40	PPBV	P
L621998-04	BSDP-2-100	2/25/2013	GS-N	TO15	Dichlorodifluoromethane	15.0	J	15.0 J	-	0.067	0.40	PPBV	P
L621998-04	BSDP-2-100	2/25/2013	GS-N	TO15	1,1,2-Trichloroethane	ND	UJ	ND UJ	-	0.15	0.40	PPBV	P
L621998-13	BSDP-4-100	2/25/2013	GS-N	TO15	Benzene	17.0	J	17.0 J	-	4.6	16	PPBV	P
L621998-13	BSDP-4-100	2/25/2013	GS-N	TO15	Bromomethane	ND	UJ	ND UJ	-	3.0	16	PPBV	P
L621998-13	BSDP-4-100	2/25/2013	GS-N	TO15	Carbon Tetrachloride	ND	UJ	ND UJ	-	3.5	16	PPBV	P
L621998-13	BSDP-4-100	2/25/2013	GS-N	TO15	Chloroethane	ND	UJ	ND UJ	-	4.0	16	PPBV	P
L621998-13	BSDP-4-100	2/25/2013	GS-N	TO15	Chloroform	ND	UJ	ND UJ	-	4.0	16	PPBV	P
L621998-13	BSDP-4-100	2/25/2013	GS-N	TO15	Chloromethane	ND	UJ	ND UJ	-	2.2	16	PPBV	P
L621998-13	BSDP-4-100	2/25/2013	GS-N	TO15	1,2-Dibromoethane (EDB)	ND	UJ	ND UJ	-	6.4	16	PPBV	P
L621998-13	BSDP-4-100	2/25/2013	GS-N	TO15	1,2-Dichlorobenzene	ND	UJ	ND UJ	-	6.2	16	PPBV	P
L621998-13	BSDP-4-100	2/25/2013	GS-N	TO15	1,3-Dichlorobenzene	ND	UJ	ND UJ	-	6.4	16	PPBV	P
L621998-13	BSDP-4-100	2/25/2013	GS-N	TO15	1,4-Dichlorobenzene	ND	UJ	ND UJ	-	6.1	16	PPBV	P
L621998-13	BSDP-4-100	2/25/2013	GS-N	TO15	1,2-Dichloroethane	ND	UJ	ND UJ	-	5.0	16	PPBV	P
L621998-13	BSDP-4-100	2/25/2013	GS-N	TO15	1,1-Dichloroethane	ND	UJ	ND UJ	-	4.0	16	PPBV	P
L621998-13	BSDP-4-100	2/25/2013	GS-N	TO15	1,1-Dichloroethene	ND	UJ	ND UJ	-	3.1	16	PPBV	P
L621998-13	BSDP-4-100	2/25/2013	GS-N	TO15	Chlorobenzene	ND	UJ	ND UJ	-	6.0	16	PPBV	P
L621998-13	BSDP-4-100	2/25/2013	GS-N	TO15	cis-1,2-Dichloroethylene	55.0	J	55.0 J	-	3.8	16	PPBV	P
L621998-13	BSDP-4-100	2/25/2013	GS-N	TO15	Methylene Chloride	66.0	J	66.0 J	-	3.5	16	PPBV	P
L621998-13	BSDP-4-100	2/25/2013	GS-N	TO15	1,3,5-Trimethylbenzene	ND	UJ	ND UJ	-	5.8	16	PPBV	P
L621998-13	BSDP-4-100	2/25/2013	GS-N	TO15	Vinyl Chloride	ND	UJ	ND UJ	-	2.5	16	PPBV	P
L621998-13	BSDP-4-100	2/25/2013	GS-N	TO15	Xylenes, Total	52.0	J	52.0 J	-	12	48	PPBV	P
L621998-13	BSDP-4-100	2/25/2013	GS-N	TO15	trans-1,2-Dichloroethene	ND	UJ	ND UJ	-	3.5	16	PPBV	P
L621998-13	BSDP-4-100	2/25/2013	GS-N	TO15	1,2-Dichloropropane	ND	UJ	ND UJ	-	5.4	16	PPBV	P
L621998-13	BSDP-4-100	2/25/2013	GS-N	TO15	cis-1,3-Dichloropropene	ND	UJ	ND UJ	-	6.4	16	PPBV	P
L621998-13	BSDP-4-100	2/25/2013	GS-N	TO15	trans-1,3-Dichloropropene	ND	UJ	ND UJ	-	8.1	16	PPBV	P
L621998-13	BSDP-4-100	2/25/2013	GS-N	TO15	Ethylbenzene	ND	UJ	ND UJ	-	6.3	16	PPBV	P
L621998-13	BSDP-4-100	2/25/2013	GS-N	TO15	1,1,2-Trichloro-1,2,2-trifluoroethane	ND	UJ	ND UJ	-	3.1	16	PPBV	P
L621998-13	BSDP-4-100	2/25/2013	GS-N	TO15	Trichlorofluoromethane	32.0	J	32.0 J	-	2.8	16	PPBV	P
L621998-13	BSDP-4-100	2/25/2013	GS-N	TO15	Dichlorodifluoromethane	1400	J	1400 J	-	2.7	16	PPBV	P
L621998-13	BSDP-4-100	2/25/2013	GS-N	TO15	1,2-Dichlorotetrafluoroethane	110	J	110 J	-	2.2	16	PPBV	P
L621998-13	BSDP-4-100	2/25/2013	GS-N	TO15	Hexachlorobutadiene	ND	UJ	ND UJ	-	6.1	50	PPBV	P
L621998-13	BSDP-4-100	2/25/2013	GS-N	TO15	Styrene	ND	UJ	ND UJ	-	6.0	16	PPBV	P
L621998-13	BSDP-4-100	2/25/2013	GS-N	TO15	1,1,2,2-Tetrachloroethane	ND	UJ	ND UJ	-	6.3	16	PPBV	P
L621998-13	BSDP-4-100	2/25/2013	GS-N	TO15	Tetrachloroethene (PCE)	420	J	420 J	-	4.1	16	PPBV	P
L621998-13	BSDP-4-100	2/25/2013	GS-N	TO15	Toluene	140	J	140 J	-	5.6	16	PPBV	P

Broadway & Pantano Air Sampling Event

Qualified Results Table

Lab Sample ID	Sample ID	Sample Collection Date	Type	Method	Parameter	Original Value	Qualifier	New Value	Bias	MDL	RL	Units	Reason
L621998-13	BSDP-4-100	2/25/2013	GS-N	TO15	1,2,4-Trichlorobenzene	ND	UJ	ND UJ	-	4.1	50	PPBV	P
L621998-13	BSDP-4-100	2/25/2013	GS-N	TO15	1,1,1-Trichloroethane	ND	UJ	ND UJ	-	4.0	16	PPBV	P
L621998-13	BSDP-4-100	2/25/2013	GS-N	TO15	1,1,2-Trichloroethane	ND	UJ	ND UJ	-	5.9	16	PPBV	P
L621998-13	BSDP-4-100	2/25/2013	GS-N	TO15	Trichloroethene (TCE)	190	J	190 J	-	4.7	16	PPBV	P
L621998-13	BSDP-4-100	2/25/2013	GS-N	TO15	1,2,4-Trimethylbenzene	ND	UJ	ND UJ	-	6.6	16	PPBV	P
L621998-01	BSDP-4-150	2/25/2013	GS-N	TO15	1,4-Dichlorobenzene	ND	UJ	ND UJ	-	0.15	0.40	PPBV	P
L621998-01	BSDP-4-150	2/25/2013	GS-N	TO15	Trichlorofluoromethane	0.92	J	0.92 J	-	0.071	0.40	PPBV	P
L621998-01	BSDP-4-150	2/25/2013	GS-N	TO15	1,1,1-Trichloroethane	ND	UJ	ND UJ	-	0.10	0.40	PPBV	P
L621998-01	BSDP-4-150	2/25/2013	GS-N	TO15	1,1,2-Trichloroethane	ND	UJ	ND UJ	-	0.15	0.40	PPBV	P
L621998-01	BSDP-4-150	2/25/2013	GS-N	TO15	Trichloroethene (TCE)	3.1	J	3.1 J	-	0.12	0.40	PPBV	P
L621998-01	BSDP-4-150	2/25/2013	GS-N	TO15	1,2,4-Trimethylbenzene	0.58	J	0.58 J	-	0.16	0.40	PPBV	P
L621998-01	BSDP-4-150	2/25/2013	GS-N	TO15	1,3,5-Trimethylbenzene	ND	UJ	ND UJ	-	0.14	0.40	PPBV	P
L621998-01	BSDP-4-150	2/25/2013	GS-N	TO15	Vinyl Chloride	ND	UJ	ND UJ	-	0.062	0.40	PPBV	P
L621998-01	BSDP-4-150	2/25/2013	GS-N	TO15	Xylenes, Total	2.8	J	2.8 J	-	0.30	1.2	PPBV	P
L621998-01	BSDP-4-150	2/25/2013	GS-N	TO15	Benzene	0.68	J	0.68 J	-	0.11	0.40	PPBV	P
L621998-01	BSDP-4-150	2/25/2013	GS-N	TO15	Bromomethane	ND	UJ	ND UJ	-	0.076	0.40	PPBV	P
L621998-01	BSDP-4-150	2/25/2013	GS-N	TO15	Carbon Tetrachloride	ND	UJ	ND UJ	-	0.087	0.40	PPBV	P
L621998-01	BSDP-4-150	2/25/2013	GS-N	TO15	Chlorobenzene	ND	UJ	ND UJ	-	0.15	0.40	PPBV	P
L621998-01	BSDP-4-150	2/25/2013	GS-N	TO15	Chloroethane	ND	UJ	ND UJ	-	0.10	0.40	PPBV	P
L621998-01	BSDP-4-150	2/25/2013	GS-N	TO15	Chloroform	ND	UJ	ND UJ	-	0.10	0.40	PPBV	P
L621998-01	BSDP-4-150	2/25/2013	GS-N	TO15	Chloromethane	ND	UJ	ND UJ	-	0.055	0.40	PPBV	P
L621998-01	BSDP-4-150	2/25/2013	GS-N	TO15	1,2-Dibromoethane (EDB)	ND	UJ	ND UJ	-	0.16	0.40	PPBV	P
L621998-01	BSDP-4-150	2/25/2013	GS-N	TO15	1,2-Dichlorobenzene	ND	UJ	ND UJ	-	0.16	0.40	PPBV	P
L621998-01	BSDP-4-150	2/25/2013	GS-N	TO15	1,3-Dichlorobenzene	ND	UJ	ND UJ	-	0.16	0.40	PPBV	P
L621998-01	BSDP-4-150	2/25/2013	GS-N	TO15	1,2-Dichloroethane	ND	UJ	ND UJ	-	0.12	0.40	PPBV	P
L621998-01	BSDP-4-150	2/25/2013	GS-N	TO15	1,1-Dichloroethane	ND	UJ	ND UJ	-	0.10	0.40	PPBV	P
L621998-01	BSDP-4-150	2/25/2013	GS-N	TO15	1,1-Dichloroethene	ND	UJ	ND UJ	-	0.077	0.40	PPBV	P
L621998-01	BSDP-4-150	2/25/2013	GS-N	TO15	cis-1,2-Dichloroethylene	0.87	J	0.87 J	-	0.095	0.40	PPBV	P
L621998-01	BSDP-4-150	2/25/2013	GS-N	TO15	trans-1,2-Dichloroethene	ND	UJ	ND UJ	-	0.088	0.40	PPBV	P
L621998-01	BSDP-4-150	2/25/2013	GS-N	TO15	1,2-Dichloropropane	ND	UJ	ND UJ	-	0.14	0.40	PPBV	P
L621998-01	BSDP-4-150	2/25/2013	GS-N	TO15	cis-1,3-Dichloropropene	ND	UJ	ND UJ	-	0.16	0.40	PPBV	P
L621998-01	BSDP-4-150	2/25/2013	GS-N	TO15	trans-1,3-Dichloropropene	ND	UJ	ND UJ	-	0.20	0.40	PPBV	P
L621998-01	BSDP-4-150	2/25/2013	GS-N	TO15	Ethylbenzene	0.71	J	0.71 J	-	0.16	0.40	PPBV	P
L621998-01	BSDP-4-150	2/25/2013	GS-N	TO15	1,1,2-Trichloro-1,2,2-trifluoroethane	ND	UJ	ND UJ	-	0.077	0.40	PPBV	P
L621998-01	BSDP-4-150	2/25/2013	GS-N	TO15	Dichlorodifluoromethane	21.0	J	21.0 J	-	0.067	0.40	PPBV	P
L621998-01	BSDP-4-150	2/25/2013	GS-N	TO15	1,2-Dichlorotetrafluoroethane	1.1	J	1.1 J	-	0.055	0.40	PPBV	P
L621998-01	BSDP-4-150	2/25/2013	GS-N	TO15	Hexachlorobutadiene	ND	UJ	ND UJ	-	0.15	1.3	PPBV	P

Broadway & Pantano Air Sampling Event

Qualified Results Table

Lab Sample ID	Sample ID	Sample Collection Date	Type	Method	Parameter	Original Value	Qualifier	New Value	Bias	MDL	RL	Units	Reason
L621998-01	BSDP-4-150	2/25/2013	GS-N	TO15	Methylene Chloride	0.64	J	0.64 J	-	0.087	0.40	PPBV	P
L621998-01	BSDP-4-150	2/25/2013	GS-N	TO15	Styrene	1.1	J	1.1 J	-	0.15	0.40	PPBV	P
L621998-01	BSDP-4-150	2/25/2013	GS-N	TO15	1,1,2,2-Tetrachloroethane	ND	UJ	ND UJ	-	0.16	0.40	PPBV	P
L621998-01	BSDP-4-150	2/25/2013	GS-N	TO15	Tetrachloroethene (PCE)	15.0	J	15.0 J	-	0.10	0.40	PPBV	P
L621998-01	BSDP-4-150	2/25/2013	GS-N	TO15	Toluene	1.8	J	1.8 J	-	0.14	0.40	PPBV	P
L621998-01	BSDP-4-150	2/25/2013	GS-N	TO15	1,2,4-Trichlorobenzene	ND	UJ	ND UJ	-	0.10	1.3	PPBV	P
L621998-03	BSDP-4-50	2/25/2013	GS-N	TO15	Chloroform	1.3	J	1.3 J	-	0.10	0.40	PPBV	P
L621998-03	BSDP-4-50	2/25/2013	GS-N	TO15	1,2-Dichloropropane	2.0	J	2.0 J	-	0.14	0.40	PPBV	P
L621998-03	BSDP-4-50	2/25/2013	GS-N	TO15	1,1,2,2-Tetrachloroethane	ND	UJ	ND UJ	-	0.16	0.40	PPBV	P
L621998-03	BSDP-4-50	2/25/2013	GS-N	TO15	Dichlorodifluoromethane	79.0	J	79.0 J	-	0.67	4.0	PPBV	P
L621998-03	BSDP-4-50	2/25/2013	GS-N	TO15	Tetrachloroethene (PCE)	77.0	J	77.0 J	-	1.0	4.0	PPBV	P
L621998-03	BSDP-4-50	2/25/2013	GS-N	TO15	Benzene	4.4	J	4.4 J	-	0.11	0.40	PPBV	P
L621998-03	BSDP-4-50	2/25/2013	GS-N	TO15	Bromomethane	ND	UJ	ND UJ	-	0.076	0.40	PPBV	P
L621998-03	BSDP-4-50	2/25/2013	GS-N	TO15	Carbon Tetrachloride	ND	UJ	ND UJ	-	0.087	0.40	PPBV	P
L621998-03	BSDP-4-50	2/25/2013	GS-N	TO15	Chlorobenzene	ND	UJ	ND UJ	-	0.15	0.40	PPBV	P
L621998-03	BSDP-4-50	2/25/2013	GS-N	TO15	Chloroethane	ND	UJ	ND UJ	-	0.10	0.40	PPBV	P
L621998-03	BSDP-4-50	2/25/2013	GS-N	TO15	Chloromethane	ND	UJ	ND UJ	-	0.055	0.40	PPBV	P
L621998-03	BSDP-4-50	2/25/2013	GS-N	TO15	1,2-Dibromoethane (EDB)	ND	UJ	ND UJ	-	0.16	0.40	PPBV	P
L621998-03	BSDP-4-50	2/25/2013	GS-N	TO15	1,2-Dichlorobenzene	ND	UJ	ND UJ	-	0.16	0.40	PPBV	P
L621998-03	BSDP-4-50	2/25/2013	GS-N	TO15	1,3-Dichlorobenzene	ND	UJ	ND UJ	-	0.16	0.40	PPBV	P
L621998-03	BSDP-4-50	2/25/2013	GS-N	TO15	1,4-Dichlorobenzene	1.0	J	1.0 J	-	0.15	0.40	PPBV	P
L621998-03	BSDP-4-50	2/25/2013	GS-N	TO15	1,2-Dichloroethane	ND	UJ	ND UJ	-	0.12	0.40	PPBV	P
L621998-03	BSDP-4-50	2/25/2013	GS-N	TO15	1,1-Dichloroethane	ND	UJ	ND UJ	-	0.10	0.40	PPBV	P
L621998-03	BSDP-4-50	2/25/2013	GS-N	TO15	1,1-Dichloroethene	0.43	J	0.43 J	-	0.077	0.40	PPBV	P
L621998-03	BSDP-4-50	2/25/2013	GS-N	TO15	cis-1,2-Dichloroethylene	26.0	J	26.0 J	-	0.095	0.40	PPBV	P
L621998-03	BSDP-4-50	2/25/2013	GS-N	TO15	trans-1,2-Dichloroethene	2.5	J	2.5 J	-	0.088	0.40	PPBV	P
L621998-03	BSDP-4-50	2/25/2013	GS-N	TO15	cis-1,3-Dichloropropene	ND	UJ	ND UJ	-	0.16	0.40	PPBV	P
L621998-03	BSDP-4-50	2/25/2013	GS-N	TO15	trans-1,3-Dichloropropene	ND	UJ	ND UJ	-	0.20	0.40	PPBV	P
L621998-03	BSDP-4-50	2/25/2013	GS-N	TO15	Ethylbenzene	0.68	J	0.68 J	-	0.16	0.40	PPBV	P
L621998-03	BSDP-4-50	2/25/2013	GS-N	TO15	1,1,2-Trichloro-1,2,2-trifluoroethane	ND	UJ	ND UJ	-	0.077	0.40	PPBV	P
L621998-03	BSDP-4-50	2/25/2013	GS-N	TO15	Trichlorofluoromethane	3.0	J	3.0 J	-	0.071	0.40	PPBV	P
L621998-03	BSDP-4-50	2/25/2013	GS-N	TO15	1,2-Dichlorotetrafluoroethane	7.0	J	7.0 J	-	0.055	0.40	PPBV	P
L621998-03	BSDP-4-50	2/25/2013	GS-N	TO15	Hexachlorobutadiene	ND	UJ	ND UJ	-	0.15	1.3	PPBV	P
L621998-03	BSDP-4-50	2/25/2013	GS-N	TO15	Methylene Chloride	12.0	J	12.0 J	-	0.087	0.40	PPBV	P
L621998-03	BSDP-4-50	2/25/2013	GS-N	TO15	Styrene	0.82	J	0.82 J	-	0.15	0.40	PPBV	P
L621998-03	BSDP-4-50	2/25/2013	GS-N	TO15	Toluene	1.7	J	1.7 J	-	0.14	0.40	PPBV	P
L621998-03	BSDP-4-50	2/25/2013	GS-N	TO15	1,2,4-Trichlorobenzene	ND	UJ	ND UJ	-	0.10	1.3	PPBV	P

Broadway & Pantano Air Sampling Event

Qualified Results Table

Lab Sample ID	Sample ID	Sample Collection Date	Type	Method	Parameter	Original Value	Qualifier	New Value	Bias	MDL	RL	Units	Reason
L621998-03	BSDP-4-50	2/25/2013	GS-N	TO15	1,1,1-Trichloroethane	ND	UJ	ND UJ	-	0.10	0.40	PPBV	P
L621998-03	BSDP-4-50	2/25/2013	GS-N	TO15	1,1,2-Trichloroethane	ND	UJ	ND UJ	-	0.15	0.40	PPBV	P
L621998-03	BSDP-4-50	2/25/2013	GS-N	TO15	Trichloroethene (TCE)	32.0	J	32.0 J	-	0.12	0.40	PPBV	P
L621998-03	BSDP-4-50	2/25/2013	GS-N	TO15	1,2,4-Trimethylbenzene	1.0	J	1.0 J	-	0.16	0.40	PPBV	P
L621998-03	BSDP-4-50	2/25/2013	GS-N	TO15	1,3,5-Trimethylbenzene	0.62	J	0.62 J	-	0.14	0.40	PPBV	P
L621998-03	BSDP-4-50	2/25/2013	GS-N	TO15	Vinyl Chloride	1.8	J	1.8 J	-	0.062	0.40	PPBV	P
L621998-03	BSDP-4-50	2/25/2013	GS-N	TO15	Xylenes, Total	3.4	J	3.4 J	-	0.30	1.2	PPBV	P

Matrix / Sample Type

Matrix	Matrix Description	Sample Code	S
GS	SOIL GAS	FD	Fi
GS	SOIL GAS	N	N

Data Qualifier Definitions

Flag	Description
UJ	The analyte was not detected; however, the result is estimated due to discrepancies in meeting certain analyte-specific quality control criteria.
J	Estimated: The analyte was positively identified, the quantitation is an estimation due to discrepancies in meeting certain analyte-specific quality control criteria.

Reason and Comment Code Definitions

Code	Description
P	Sample preservation/collection requirement not met.

Broadway & Pantano Air Sampling Event

Qualified Results Table

Lab Sample ID	Sample ID	Sample Collection Date	Type	Method	Parameter	Original Value	Qualifier	New Value	Bias	MDL	RL	Units	Reason
L622459-06	BNL-2013-11	2/26/2013	GS-N	TO15	Benzene	5.3	J	5.3 J	+	0.11	0.40	PPBV	S
L622459-06	BNL-2013-11	2/26/2013	GS-N	TO15	1,4-Dichlorobenzene	0.62	J	0.62 J	+	0.15	0.40	PPBV	S
L622459-06	BNL-2013-11	2/26/2013	GS-N	TO15	1,2-Dichloroethane	1.6	J	1.6 J	+	0.12	0.40	PPBV	S
L622459-06	BNL-2013-11	2/26/2013	GS-N	TO15	cis-1,2-Dichloroethylene	3.4	J	3.4 J	+	0.095	0.40	PPBV	S
L622459-06	BNL-2013-11	2/26/2013	GS-N	TO15	Dichlorodifluoromethane	2.7	J	2.7 J	+	0.067	0.40	PPBV	S
L622459-06	BNL-2013-11	2/26/2013	GS-N	TO15	1,2-Dichlorotetrafluoroethane	31.0	J	31.0 J	+	0.055	0.40	PPBV	S
L622459-06	BNL-2013-11	2/26/2013	GS-N	TO15	Methylene Chloride	2.8	J	2.8 J	+	0.087	0.40	PPBV	S
L622459-06	BNL-2013-11	2/26/2013	GS-N	TO15	Styrene	1.2	J	1.2 J	+	0.15	0.40	PPBV	S
L622459-06	BNL-2013-11	2/26/2013	GS-N	TO15	Trichloroethene (TCE)	0.72	J	0.72 J	+	0.12	0.40	PPBV	S
L622459-06	BNL-2013-11	2/26/2013	GS-N	TO15	1,2,4-Trimethylbenzene	4.7	J	4.7 J	+	0.16	0.40	PPBV	S
L622459-06	BNL-2013-11	2/26/2013	GS-N	TO15	1,3,5-Trimethylbenzene	1.7	J	1.7 J	+	0.14	0.40	PPBV	S
L622459-06	BNL-2013-11	2/26/2013	GS-N	TO15	Xylenes, Total	9.6	J	9.6 J	+	0.30	1.2	PPBV	S
L622459-06	BNL-2013-11	2/26/2013	GS-N	TO15	Ethylbenzene	6.6	J	6.6 J	+	0.16	0.40	PPBV	S
L622459-06	BNL-2013-11	2/26/2013	GS-N	TO15	Toluene	9.2	J	9.2 J	+	0.14	0.40	PPBV	S
L622459-14	DP-7-100	2/27/2013	GS-N	TO15	Dichlorodifluoromethane	560	J	560 J	-	2.7	16	PPBV	P
L622459-14	DP-7-100	2/27/2013	GS-N	TO15	Benzene	ND	UJ	ND UJ	-	0.57	2.0	PPBV	P
L622459-14	DP-7-100	2/27/2013	GS-N	TO15	Bromomethane	ND	UJ	ND UJ	-	0.38	2.0	PPBV	P
L622459-14	DP-7-100	2/27/2013	GS-N	TO15	Chlorobenzene	ND	UJ	ND UJ	-	0.75	2.0	PPBV	P
L622459-14	DP-7-100	2/27/2013	GS-N	TO15	Chloroethane	ND	UJ	ND UJ	-	0.50	2.0	PPBV	P
L622459-14	DP-7-100	2/27/2013	GS-N	TO15	Chloroform	ND	UJ	ND UJ	-	0.51	2.0	PPBV	P
L622459-14	DP-7-100	2/27/2013	GS-N	TO15	Chloromethane	ND	UJ	ND UJ	-	0.27	2.0	PPBV	P
L622459-14	DP-7-100	2/27/2013	GS-N	TO15	1,2-Dibromoethane (EDB)	ND	UJ	ND UJ	-	0.80	2.0	PPBV	P
L622459-14	DP-7-100	2/27/2013	GS-N	TO15	1,2-Dichlorobenzene	ND	UJ	ND UJ	-	0.78	2.0	PPBV	P
L622459-14	DP-7-100	2/27/2013	GS-N	TO15	1,3-Dichlorobenzene	ND	UJ	ND UJ	-	0.80	2.0	PPBV	P
L622459-14	DP-7-100	2/27/2013	GS-N	TO15	1,4-Dichlorobenzene	ND	UJ	ND UJ	-	0.76	2.0	PPBV	P
L622459-14	DP-7-100	2/27/2013	GS-N	TO15	1,2-Dichloroethane	ND	UJ	ND UJ	-	0.62	2.0	PPBV	P
L622459-14	DP-7-100	2/27/2013	GS-N	TO15	1,1-Dichloroethane	ND	UJ	ND UJ	-	0.51	2.0	PPBV	P
L622459-14	DP-7-100	2/27/2013	GS-N	TO15	Carbon Tetrachloride	ND	UJ	ND UJ	-	0.43	2.0	PPBV	P
L622459-14	DP-7-100	2/27/2013	GS-N	TO15	1,1-Dichloroethene	ND	UJ	ND UJ	-	0.38	2.0	PPBV	P
L622459-14	DP-7-100	2/27/2013	GS-N	TO15	Methylene Chloride	ND	UJ	ND UJ	-	0.44	2.0	PPBV	P
L622459-14	DP-7-100	2/27/2013	GS-N	TO15	1,3,5-Trimethylbenzene	ND	UJ	ND UJ	-	0.72	2.0	PPBV	P
L622459-14	DP-7-100	2/27/2013	GS-N	TO15	Vinyl Chloride	ND	UJ	ND UJ	-	0.31	2.0	PPBV	P
L622459-14	DP-7-100	2/27/2013	GS-N	TO15	Xylenes, Total	ND	UJ	ND UJ	-	1.5	6.0	PPBV	P
L622459-14	DP-7-100	2/27/2013	GS-N	TO15	cis-1,2-Dichloroethylene	ND	UJ	ND UJ	-	0.48	2.0	PPBV	P
L622459-14	DP-7-100	2/27/2013	GS-N	TO15	trans-1,2-Dichloroethene	ND	UJ	ND UJ	-	0.44	2.0	PPBV	P
L622459-14	DP-7-100	2/27/2013	GS-N	TO15	1,2-Dichloropropane	ND	UJ	ND UJ	-	0.68	2.0	PPBV	P
L622459-14	DP-7-100	2/27/2013	GS-N	TO15	cis-1,3-Dichloropropene	ND	UJ	ND UJ	-	0.80	2.0	PPBV	P

Broadway & Pantano Air Sampling Event

Qualified Results Table

Lab Sample ID	Sample ID	Sample Collection Date	Type	Method	Parameter	Original Value	Qualifier	New Value	Bias	MDL	RL	Units	Reason
L622459-14	DP-7-100	2/27/2013	GS-N	TO15	trans-1,3-Dichloropropene	ND	UJ	ND UJ	-	1.0	2.0	PPBV	P
L622459-14	DP-7-100	2/27/2013	GS-N	TO15	Ethylbenzene	ND	UJ	ND UJ	-	0.79	2.0	PPBV	P
L622459-14	DP-7-100	2/27/2013	GS-N	TO15	1,1,2-Trichloro-1,2,2-trifluoroethane	ND	UJ	ND UJ	-	0.39	2.0	PPBV	P
L622459-14	DP-7-100	2/27/2013	GS-N	TO15	Trichlorofluoromethane	2.2	J	2.2 J	-	0.36	2.0	PPBV	P
L622459-14	DP-7-100	2/27/2013	GS-N	TO15	1,2-Dichlorotetrafluoroethane	110	J	110 J	-	0.27	2.0	PPBV	P
L622459-14	DP-7-100	2/27/2013	GS-N	TO15	Hexachlorobutadiene	ND	UJ	ND UJ	-	0.76	6.3	PPBV	P
L622459-14	DP-7-100	2/27/2013	GS-N	TO15	Styrene	ND	UJ	ND UJ	-	0.76	2.0	PPBV	P
L622459-14	DP-7-100	2/27/2013	GS-N	TO15	1,1,2,2-Tetrachloroethane	ND	UJ	ND UJ	-	0.79	2.0	PPBV	P
L622459-14	DP-7-100	2/27/2013	GS-N	TO15	Tetrachloroethene (PCE)	16.0	J	16.0 J	-	0.51	2.0	PPBV	P
L622459-14	DP-7-100	2/27/2013	GS-N	TO15	Toluene	5.1	J	5.1 J	-	0.70	2.0	PPBV	P
L622459-14	DP-7-100	2/27/2013	GS-N	TO15	1,2,4-Trichlorobenzene	ND	UJ	ND UJ	-	0.52	6.3	PPBV	P
L622459-14	DP-7-100	2/27/2013	GS-N	TO15	1,1,1-Trichloroethane	ND	UJ	ND UJ	-	0.51	2.0	PPBV	P
L622459-14	DP-7-100	2/27/2013	GS-N	TO15	1,1,2-Trichloroethane	ND	UJ	ND UJ	-	0.74	2.0	PPBV	P
L622459-14	DP-7-100	2/27/2013	GS-N	TO15	Trichloroethene (TCE)	ND	UJ	ND UJ	-	0.59	2.0	PPBV	P
L622459-14	DP-7-100	2/27/2013	GS-N	TO15	1,2,4-Trimethylbenzene	ND	UJ	ND UJ	-	0.83	2.0	PPBV	P
L622459-13	DP-7-50	2/27/2013	GS-N	TO15	Benzene	ND	UJ	ND UJ	-	4.6	16	PPBV	P
L622459-13	DP-7-50	2/27/2013	GS-N	TO15	Bromomethane	ND	UJ	ND UJ	-	3.0	16	PPBV	P
L622459-13	DP-7-50	2/27/2013	GS-N	TO15	Carbon Tetrachloride	ND	UJ	ND UJ	-	3.5	16	PPBV	P
L622459-13	DP-7-50	2/27/2013	GS-N	TO15	Chlorobenzene	ND	UJ	ND UJ	-	6.0	16	PPBV	P
L622459-13	DP-7-50	2/27/2013	GS-N	TO15	Chloroethane	ND	UJ	ND UJ	-	4.0	16	PPBV	P
L622459-13	DP-7-50	2/27/2013	GS-N	TO15	Chloroform	ND	UJ	ND UJ	-	4.0	16	PPBV	P
L622459-13	DP-7-50	2/27/2013	GS-N	TO15	Chloromethane	ND	UJ	ND UJ	-	2.2	16	PPBV	P
L622459-13	DP-7-50	2/27/2013	GS-N	TO15	1,2-Dibromoethane (EDB)	ND	UJ	ND UJ	-	6.4	16	PPBV	P
L622459-13	DP-7-50	2/27/2013	GS-N	TO15	1,2-Dichlorobenzene	ND	UJ	ND UJ	-	6.2	16	PPBV	P
L622459-13	DP-7-50	2/27/2013	GS-N	TO15	1,3-Dichlorobenzene	ND	UJ	ND UJ	-	6.4	16	PPBV	P
L622459-13	DP-7-50	2/27/2013	GS-N	TO15	1,2-Dichloroethane	ND	UJ	ND UJ	-	5.0	16	PPBV	P
L622459-13	DP-7-50	2/27/2013	GS-N	TO15	1,1-Dichloroethane	37.0	J	37.0 J	-	4.0	16	PPBV	P
L622459-13	DP-7-50	2/27/2013	GS-N	TO15	1,1-Dichloroethene	ND	UJ	ND UJ	-	3.1	16	PPBV	P
L622459-13	DP-7-50	2/27/2013	GS-N	TO15	cis-1,2-Dichloroethylene	260	J	260 J	-	3.8	16	PPBV	P
L622459-13	DP-7-50	2/27/2013	GS-N	TO15	trans-1,2-Dichloroethene	ND	UJ	ND UJ	-	3.5	16	PPBV	P
L622459-13	DP-7-50	2/27/2013	GS-N	TO15	1,2-Dichloropropane	ND	UJ	ND UJ	-	5.4	16	PPBV	P
L622459-13	DP-7-50	2/27/2013	GS-N	TO15	cis-1,3-Dichloropropene	ND	UJ	ND UJ	-	6.4	16	PPBV	P
L622459-13	DP-7-50	2/27/2013	GS-N	TO15	trans-1,3-Dichloropropene	ND	UJ	ND UJ	-	8.1	16	PPBV	P
L622459-13	DP-7-50	2/27/2013	GS-N	TO15	Ethylbenzene	ND	UJ	ND UJ	-	6.3	16	PPBV	P
L622459-13	DP-7-50	2/27/2013	GS-N	TO15	1,1,2-Trichloro-1,2,2-trifluoroethane	ND	UJ	ND UJ	-	3.1	16	PPBV	P
L622459-13	DP-7-50	2/27/2013	GS-N	TO15	1,4-Dichlorobenzene	ND	UJ	ND UJ	-	6.1	16	PPBV	P
L622459-13	DP-7-50	2/27/2013	GS-N	TO15	Trichlorofluoromethane	ND	UJ	ND UJ	-	2.8	16	PPBV	P

Broadway & Pantano Air Sampling Event

Qualified Results Table

Lab Sample ID	Sample ID	Sample Collection Date	Type	Method	Parameter	Original Value	Qualifier	New Value	Bias	MDL	RL	Units	Reason
L622459-13	DP-7-50	2/27/2013	GS-N	TO15	1,1,1-Trichloroethane	ND	UJ	ND UJ	-	4.0	16	PPBV	P
L622459-13	DP-7-50	2/27/2013	GS-N	TO15	Dichlorodifluoromethane	770	J	770 J	-	2.7	16	PPBV	P
L622459-13	DP-7-50	2/27/2013	GS-N	TO15	1,2-Dichlorotetrafluoroethane	220	J	220 J	-	2.2	16	PPBV	P
L622459-13	DP-7-50	2/27/2013	GS-N	TO15	Hexachlorobutadiene	ND	UJ	ND UJ	-	6.1	50	PPBV	P
L622459-13	DP-7-50	2/27/2013	GS-N	TO15	Methylene Chloride	ND	UJ	ND UJ	-	3.5	16	PPBV	P
L622459-13	DP-7-50	2/27/2013	GS-N	TO15	Styrene	ND	UJ	ND UJ	-	6.0	16	PPBV	P
L622459-13	DP-7-50	2/27/2013	GS-N	TO15	1,1,2,2-Tetrachloroethane	ND	UJ	ND UJ	-	6.3	16	PPBV	P
L622459-13	DP-7-50	2/27/2013	GS-N	TO15	Tetrachloroethene (PCE)	28.0	J	28.0 J	-	4.1	16	PPBV	P
L622459-13	DP-7-50	2/27/2013	GS-N	TO15	Toluene	53.0	J	53.0 J	-	5.6	16	PPBV	P
L622459-13	DP-7-50	2/27/2013	GS-N	TO15	1,2,4-Trichlorobenzene	ND	UJ	ND UJ	-	4.1	50	PPBV	P
L622459-13	DP-7-50	2/27/2013	GS-N	TO15	1,1,2-Trichloroethane	ND	UJ	ND UJ	-	5.9	16	PPBV	P
L622459-13	DP-7-50	2/27/2013	GS-N	TO15	Trichloroethene (TCE)	20.0	J	20.0 J	-	4.7	16	PPBV	P
L622459-13	DP-7-50	2/27/2013	GS-N	TO15	1,2,4-Trimethylbenzene	ND	UJ	ND UJ	-	6.6	16	PPBV	P
L622459-13	DP-7-50	2/27/2013	GS-N	TO15	1,3,5-Trimethylbenzene	ND	UJ	ND UJ	-	5.8	16	PPBV	P
L622459-13	DP-7-50	2/27/2013	GS-N	TO15	Vinyl Chloride	71.0	J	71.0 J	-	2.5	16	PPBV	P
L622459-13	DP-7-50	2/27/2013	GS-N	TO15	Xylenes, Total	ND	UJ	ND UJ	-	12	48	PPBV	P

Matrix / Sample Type

Matrix	Matrix Description	Sample Code	Sample Code Description
GS	SOIL GAS	N	Normal Environmental Sample

Data Qualifier Definitions

Flag	Description
UJ	The analyte was not detected; however, the result is estimated due to discrepancies in meeting certain analyte-specific quality control criteria.
J	Estimated: The analyte was positively identified, the quantitation is an estimation due to discrepancies in meeting certain analyte-specific quality control criteria.

Reason and Comment Code Definitions

Code	Description
P	Sample preservation/collection requirement not met.
S	Surrogate recovery out of criteria (upper or lower limit)

Broadway & Pantano Air Sampling Event

Qualified Results Table

Lab Sample ID	Sample ID	Sample Collection Date	Type	Method	Parameter	Original Value	Qualifier	New Value	Bias	MDL	RL	Units	Reason
L622783-11	BSDP-3-50	3/1/2013	GS-N	TO15	trans-1,2-Dichloroethene	7.6	J	7.6 J	+	0.35	1.6	PPBV	S
L622783-11	BSDP-3-50	3/1/2013	GS-N	TO15	Styrene	3.1	J	3.1 J	+	0.60	1.6	PPBV	S
L622783-11	BSDP-3-50	3/1/2013	GS-N	TO15	Benzene	20.0	J	20.0 J	+	0.46	1.6	PPBV	S
L622783-11	BSDP-3-50	3/1/2013	GS-N	TO15	1,4-Dichlorobenzene	24.0	J	24.0 J	+	0.61	1.6	PPBV	S
L622783-11	BSDP-3-50	3/1/2013	GS-N	TO15	1,1-Dichloroethene	7.4	J	7.4 J	+	0.31	1.6	PPBV	S
L622783-11	BSDP-3-50	3/1/2013	GS-N	TO15	cis-1,2-Dichloroethylene	120	J	120 J	+	0.38	1.6	PPBV	S
L622783-11	BSDP-3-50	3/1/2013	GS-N	TO15	Ethylbenzene	3.7	J	3.7 J	+	0.63	1.6	PPBV	S
L622783-11	BSDP-3-50	3/1/2013	GS-N	TO15	1,2-Dichlorotetrafluoroethane	70.0	J	70.0 J	+	0.22	1.6	PPBV	S
L622783-11	BSDP-3-50	3/1/2013	GS-N	TO15	Methylene Chloride	3.8	J	3.8 J	+	0.35	1.6	PPBV	S
L622783-11	BSDP-3-50	3/1/2013	GS-N	TO15	Tetrachloroethene (PCE)	140	J	140 J	+	0.41	1.6	PPBV	S
L622783-11	BSDP-3-50	3/1/2013	GS-N	TO15	Toluene	10.0	J	10.0 J	+	0.56	1.6	PPBV	S
L622783-11	BSDP-3-50	3/1/2013	GS-N	TO15	1,2,4-Trimethylbenzene	2.3	J	2.3 J	+	0.66	1.6	PPBV	S
L622783-11	BSDP-3-50	3/1/2013	GS-N	TO15	Vinyl Chloride	8.8	J	8.8 J	+	0.25	1.6	PPBV	S
L622783-11	BSDP-3-50	3/1/2013	GS-N	TO15	Xylenes, Total	12.0	J	12.0 J	+	1.2	4.8	PPBV	S

Matrix / Sample Type

Matrix	Matrix Description	Sample Code	Sample Code Description
GS	SOIL GAS	N	Normal Environmental Sample

Data Qualifier Definitions

Flag	Description
J	Estimated: The analyte was positively identified, the quantitation is an estimation due to discrepancies in meeting certain analyte-specific quality control criteria.

Reason and Comment Code Definitions

Code	Description
S	Surrogate recovery out of criteria (upper or lower limit)

Broadway & Pantano Air Sampling Event

Qualified Results Table

Lab Sample ID	Sample ID	Sample Collection Date	Type	Method	Parameter	Original Value	Qualifier	New Value	Bias	MDL	RL	Units	Reason
L623064-06	BSDP-02-2500	3/4/2013	GS-FD	TO15	1,2-Dichlorobenzene	ND	R	ND R		16	40	PPBV	P
L623064-06	BSDP-02-2500	3/4/2013	GS-FD	TO15	Ethylbenzene	ND	R	ND R		16	40	PPBV	P
L623064-06	BSDP-02-2500	3/4/2013	GS-FD	TO15	Toluene	70.0	R	70.0 R		14	40	PPBV	P
L623064-06	BSDP-02-2500	3/4/2013	GS-FD	TO15	Benzene	47.0	R	47.0 R		11	40	PPBV	P
L623064-06	BSDP-02-2500	3/4/2013	GS-FD	TO15	Bromomethane	ND	R	ND R		7.6	40	PPBV	P
L623064-06	BSDP-02-2500	3/4/2013	GS-FD	TO15	Carbon Tetrachloride	ND	R	ND R		8.7	40	PPBV	P
L623064-06	BSDP-02-2500	3/4/2013	GS-FD	TO15	Chlorobenzene	ND	R	ND R		15	40	PPBV	P
L623064-06	BSDP-02-2500	3/4/2013	GS-FD	TO15	Chloroethane	ND	R	ND R		10	40	PPBV	P
L623064-06	BSDP-02-2500	3/4/2013	GS-FD	TO15	Chloroform	ND	R	ND R		10	40	PPBV	P
L623064-06	BSDP-02-2500	3/4/2013	GS-FD	TO15	Chloromethane	ND	R	ND R		5.5	40	PPBV	P
L623064-06	BSDP-02-2500	3/4/2013	GS-FD	TO15	1,2-Dibromoethane (EDB)	ND	R	ND R		16	40	PPBV	P
L623064-06	BSDP-02-2500	3/4/2013	GS-FD	TO15	1,3-Dichlorobenzene	ND	R	ND R		16	40	PPBV	P
L623064-06	BSDP-02-2500	3/4/2013	GS-FD	TO15	1,4-Dichlorobenzene	ND	R	ND R		15	40	PPBV	P
L623064-06	BSDP-02-2500	3/4/2013	GS-FD	TO15	1,2-Dichloroethane	ND	R	ND R		12	40	PPBV	P
L623064-06	BSDP-02-2500	3/4/2013	GS-FD	TO15	1,1-Dichloroethane	ND	R	ND R		10	40	PPBV	P
L623064-06	BSDP-02-2500	3/4/2013	GS-FD	TO15	1,1-Dichloroethene	ND	R	ND R		7.7	40	PPBV	P
L623064-06	BSDP-02-2500	3/4/2013	GS-FD	TO15	cis-1,2-Dichloroethylene	ND	R	ND R		9.5	40	PPBV	P
L623064-06	BSDP-02-2500	3/4/2013	GS-FD	TO15	trans-1,2-Dichloroethene	ND	R	ND R		8.8	40	PPBV	P
L623064-06	BSDP-02-2500	3/4/2013	GS-FD	TO15	1,2-Dichloropropane	ND	R	ND R		14	40	PPBV	P
L623064-06	BSDP-02-2500	3/4/2013	GS-FD	TO15	cis-1,3-Dichloropropene	ND	R	ND R		16	40	PPBV	P
L623064-06	BSDP-02-2500	3/4/2013	GS-FD	TO15	trans-1,3-Dichloropropene	ND	R	ND R		20	40	PPBV	P
L623064-06	BSDP-02-2500	3/4/2013	GS-FD	TO15	1,1,2-Trichloro-1,2,2-trifluoroethane	ND	R	ND R		7.7	40	PPBV	P
L623064-06	BSDP-02-2500	3/4/2013	GS-FD	TO15	Trichlorofluoromethane	41.0	R	41.0 R		7.1	40	PPBV	P
L623064-06	BSDP-02-2500	3/4/2013	GS-FD	TO15	Dichlorodifluoromethane	1500	R	1500 R		6.7	40	PPBV	P
L623064-06	BSDP-02-2500	3/4/2013	GS-FD	TO15	1,2-Dichlorotetrafluoroethane	100	R	100 R		5.5	40	PPBV	P
L623064-06	BSDP-02-2500	3/4/2013	GS-FD	TO15	Hexachlorobutadiene	ND	R	ND R		15	130	PPBV	P
L623064-06	BSDP-02-2500	3/4/2013	GS-FD	TO15	Methylene Chloride	49.0	R	49.0 R		8.7	40	PPBV	P
L623064-06	BSDP-02-2500	3/4/2013	GS-FD	TO15	Styrene	ND	R	ND R		15	40	PPBV	P
L623064-06	BSDP-02-2500	3/4/2013	GS-FD	TO15	1,1,2,2-Tetrachloroethane	ND	R	ND R		16	40	PPBV	P
L623064-06	BSDP-02-2500	3/4/2013	GS-FD	TO15	Tetrachloroethene (PCE)	940	R	940 R		10	40	PPBV	P
L623064-06	BSDP-02-2500	3/4/2013	GS-FD	TO15	1,2,4-Trichlorobenzene	ND	R	ND R		10	130	PPBV	P
L623064-06	BSDP-02-2500	3/4/2013	GS-FD	TO15	1,1,1-Trichloroethane	ND	R	ND R		10	40	PPBV	P
L623064-06	BSDP-02-2500	3/4/2013	GS-FD	TO15	1,1,2-Trichloroethane	ND	R	ND R		15	40	PPBV	P
L623064-06	BSDP-02-2500	3/4/2013	GS-FD	TO15	Trichloroethene (TCE)	230	R	230 R		12	40	PPBV	P
L623064-06	BSDP-02-2500	3/4/2013	GS-FD	TO15	1,2,4-Trimethylbenzene	ND	R	ND R		16	40	PPBV	P
L623064-06	BSDP-02-2500	3/4/2013	GS-FD	TO15	1,3,5-Trimethylbenzene	ND	R	ND R		14	40	PPBV	P

Broadway & Pantano Air Sampling Event

Qualified Results Table

Lab Sample ID	Sample ID	Sample Collection Date	Type	Method	Parameter	Original Value	Qualifier	New Value	Bias	MDL	RL	Units	Reason
L623064-06	BSDP-02-2500	3/4/2013	GS-FD	TO15	Vinyl Chloride	ND	R	ND R		6.2	40	PPBV	P
L623064-06	BSDP-02-2500	3/4/2013	GS-FD	TO15	Xylenes, Total	ND	R	ND R		30	120	PPBV	P
L623064-09	PRUD-20-25	3/4/2013	GS-N	TO15	1,3-Dichlorobenzene	ND	UJ	ND UJ	-	0.16	0.40	PPBV	P
L623064-09	PRUD-20-25	3/4/2013	GS-N	TO15	1,1,2-Trichloro-1,2,2-trifluoroethane	ND	UJ	ND UJ	-	0.077	0.40	PPBV	P
L623064-09	PRUD-20-25	3/4/2013	GS-N	TO15	1,2,4-Trichlorobenzene	ND	UJ	ND UJ	-	0.10	1.3	PPBV	P
L623064-09	PRUD-20-25	3/4/2013	GS-N	TO15	Benzene	ND	UJ	ND UJ	-	0.11	0.40	PPBV	P
L623064-09	PRUD-20-25	3/4/2013	GS-N	TO15	Bromomethane	ND	UJ	ND UJ	-	0.076	0.40	PPBV	P
L623064-09	PRUD-20-25	3/4/2013	GS-N	TO15	Carbon Tetrachloride	ND	UJ	ND UJ	-	0.087	0.40	PPBV	P
L623064-09	PRUD-20-25	3/4/2013	GS-N	TO15	Chlorobenzene	ND	UJ	ND UJ	-	0.15	0.40	PPBV	P
L623064-09	PRUD-20-25	3/4/2013	GS-N	TO15	Chloroethane	ND	UJ	ND UJ	-	0.10	0.40	PPBV	P
L623064-09	PRUD-20-25	3/4/2013	GS-N	TO15	Chloroform	ND	UJ	ND UJ	-	0.10	0.40	PPBV	P
L623064-09	PRUD-20-25	3/4/2013	GS-N	TO15	Chloromethane	ND	UJ	ND UJ	-	0.055	0.40	PPBV	P
L623064-09	PRUD-20-25	3/4/2013	GS-N	TO15	1,2-Dibromoethane (EDB)	ND	UJ	ND UJ	-	0.16	0.40	PPBV	P
L623064-09	PRUD-20-25	3/4/2013	GS-N	TO15	1,2-Dichlorobenzene	ND	UJ	ND UJ	-	0.16	0.40	PPBV	P
L623064-09	PRUD-20-25	3/4/2013	GS-N	TO15	1,4-Dichlorobenzene	ND	UJ	ND UJ	-	0.15	0.40	PPBV	P
L623064-09	PRUD-20-25	3/4/2013	GS-N	TO15	1,2-Dichloroethane	ND	UJ	ND UJ	-	0.12	0.40	PPBV	P
L623064-09	PRUD-20-25	3/4/2013	GS-N	TO15	1,1-Dichloroethane	ND	UJ	ND UJ	-	0.10	0.40	PPBV	P
L623064-09	PRUD-20-25	3/4/2013	GS-N	TO15	1,1-Dichloroethene	ND	UJ	ND UJ	-	0.077	0.40	PPBV	P
L623064-09	PRUD-20-25	3/4/2013	GS-N	TO15	cis-1,2-Dichloroethylene	ND	UJ	ND UJ	-	0.095	0.40	PPBV	P
L623064-09	PRUD-20-25	3/4/2013	GS-N	TO15	trans-1,2-Dichloroethene	ND	UJ	ND UJ	-	0.088	0.40	PPBV	P
L623064-09	PRUD-20-25	3/4/2013	GS-N	TO15	1,2-Dichloropropane	ND	UJ	ND UJ	-	0.14	0.40	PPBV	P
L623064-09	PRUD-20-25	3/4/2013	GS-N	TO15	cis-1,3-Dichloropropene	ND	UJ	ND UJ	-	0.16	0.40	PPBV	P
L623064-09	PRUD-20-25	3/4/2013	GS-N	TO15	trans-1,3-Dichloropropene	ND	UJ	ND UJ	-	0.20	0.40	PPBV	P
L623064-09	PRUD-20-25	3/4/2013	GS-N	TO15	Ethylbenzene	0.74	J	0.74 J	-	0.16	0.40	PPBV	P
L623064-09	PRUD-20-25	3/4/2013	GS-N	TO15	Trichlorofluoromethane	ND	UJ	ND UJ	-	0.071	0.40	PPBV	P
L623064-09	PRUD-20-25	3/4/2013	GS-N	TO15	Dichlorodifluoromethane	0.68	J	0.68 J	-	0.067	0.40	PPBV	P
L623064-09	PRUD-20-25	3/4/2013	GS-N	TO15	1,2-Dichlorotetrafluoroethane	ND	UJ	ND UJ	-	0.055	0.40	PPBV	P
L623064-09	PRUD-20-25	3/4/2013	GS-N	TO15	Hexachlorobutadiene	ND	UJ	ND UJ	-	0.15	1.3	PPBV	P
L623064-09	PRUD-20-25	3/4/2013	GS-N	TO15	Methylene Chloride	ND	UJ	ND UJ	-	0.087	0.40	PPBV	P
L623064-09	PRUD-20-25	3/4/2013	GS-N	TO15	Styrene	1.9	J	1.9 J	-	0.15	0.40	PPBV	P
L623064-09	PRUD-20-25	3/4/2013	GS-N	TO15	1,1,2,2-Tetrachloroethane	ND	UJ	ND UJ	-	0.16	0.40	PPBV	P
L623064-09	PRUD-20-25	3/4/2013	GS-N	TO15	Tetrachloroethene (PCE)	0.90	J	0.90 J	-	0.10	0.40	PPBV	P
L623064-09	PRUD-20-25	3/4/2013	GS-N	TO15	Toluene	2.0	J	2.0 J	-	0.14	0.40	PPBV	P
L623064-09	PRUD-20-25	3/4/2013	GS-N	TO15	1,1,1-Trichloroethane	ND	UJ	ND UJ	-	0.10	0.40	PPBV	P
L623064-09	PRUD-20-25	3/4/2013	GS-N	TO15	1,1,2-Trichloroethane	ND	UJ	ND UJ	-	0.15	0.40	PPBV	P
L623064-09	PRUD-20-25	3/4/2013	GS-N	TO15	Trichloroethene (TCE)	ND	UJ	ND UJ	-	0.12	0.40	PPBV	P

Broadway & Pantano Air Sampling Event

Qualified Results Table

Lab Sample ID	Sample ID	Sample Collection Date	Type	Method	Parameter	Original Value	Qualifier	New Value	Bias	MDL	RL	Units	Reason
L623064-09	PRUD-20-25	3/4/2013	GS-N	TO15	1,2,4-Trimethylbenzene	0.72	J	0.72 J	-	0.16	0.40	PPBV	P
L623064-09	PRUD-20-25	3/4/2013	GS-N	TO15	1,3,5-Trimethylbenzene	ND	UJ	ND UJ	-	0.14	0.40	PPBV	P
L623064-09	PRUD-20-25	3/4/2013	GS-N	TO15	Vinyl Chloride	ND	UJ	ND UJ	-	0.062	0.40	PPBV	P
L623064-09	PRUD-20-25	3/4/2013	GS-N	TO15	Xylenes, Total	3.9	J	3.9 J	-	0.30	1.2	PPBV	P

Matrix / Sample Type

Matrix	Matrix Description	Sample Code	Sample Code Description
GS	SOIL GAS	FD	Field Duplicate
GS	SOIL GAS	N	Normal Environmental Sample

Data Qualifier Definitions

Flag	Description
UJ	The analyte was not detected; however, the result is estimated due to discrepancies in meeting certain analyte-specific quality control criteria.
J	Estimated: The analyte was positively identified, the quantitation is an estimation due to discrepancies in meeting certain analyte-specific quality control criteria.
R	The data are rejected due to deficiencies in meeting QC criteria and may not be used for decision making.

Reason and Comment Code Definitions

Code	Description
P	Sample preservation/collection requirement not met.

Broadway & Pantano Air Sampling Event

Qualified Results Table

Lab Sample ID	Sample ID	Sample Collection Date	Type	Method	Parameter	Original Value	Qualifier	New Value	Bias	MDL	RL	Units	Reason
L623482-08	DP-2-200	3/5/2013	GS-N	TO15	Dichlorodifluoromethane	790	J	790 J	-	1.3	8.0	PPBV	L
L623482-04	DP-2-50	3/5/2013	GS-N	TO15	Dichlorodifluoromethane	750	J	750 J	-	3.4	20	PPBV	L
L623482-18	DP-4-100	3/5/2013	GS-N	TO15	Dichlorodifluoromethane	29.0	J	29.0 J	-	2.7	16	PPBV	L
L623482-16	DP-4-50	3/5/2013	GS-N	TO15	1,4-Dichlorobenzene	220	J	220 J		1.5	4.0	PPBV	D5
L623482-22	DP-4-500	3/5/2013	GS-FD	TO15	1,4-Dichlorobenzene	100	J	100 J		1.5	4.0	PPBV	D5
L623482-11	DP-5-100	3/5/2013	GS-N	TO15	Dichlorodifluoromethane	120	J	120 J	-	2.7	16	PPBV	L
L623482-12	DP-5-150	3/5/2013	GS-N	TO15	Dichlorodifluoromethane	160	J	160 J	-	2.7	16	PPBV	L
L623482-01	DP-7-150	3/5/2013	GS-N	TO15	1,1,2-Trichloro-1,2,2-trifluoroethane	ND	UJ	ND UJ	-	0.077	0.40	PPBV	P
L623482-01	DP-7-150	3/5/2013	GS-N	TO15	Dichlorodifluoromethane	87.0	J	87.0 J	-	2.7	16	PPBV	L/P
L623482-01	DP-7-150	3/5/2013	GS-N	TO15	Hexachlorobutadiene	ND	UJ	ND UJ	-	0.15	1.3	PPBV	P
L623482-01	DP-7-150	3/5/2013	GS-N	TO15	Methylene Chloride	ND	UJ	ND UJ	-	0.087	0.40	PPBV	P
L623482-01	DP-7-150	3/5/2013	GS-N	TO15	1,2-Dichlorotetrafluoroethane	ND	UJ	ND UJ	-	0.055	0.40	PPBV	P
L623482-01	DP-7-150	3/5/2013	GS-N	TO15	trans-1,3-Dichloropropene	ND	UJ	ND UJ	-	0.20	0.40	PPBV	P
L623482-01	DP-7-150	3/5/2013	GS-N	TO15	Ethylbenzene	0.51	J	0.51 J	-	0.16	0.40	PPBV	P
L623482-01	DP-7-150	3/5/2013	GS-N	TO15	1,2-Dibromoethane (EDB)	ND	UJ	ND UJ	-	0.16	0.40	PPBV	P
L623482-01	DP-7-150	3/5/2013	GS-N	TO15	Trichlorofluoromethane	ND	UJ	ND UJ	-	0.071	0.40	PPBV	P
L623482-01	DP-7-150	3/5/2013	GS-N	TO15	1,1,2,2-Tetrachloroethane	ND	UJ	ND UJ	-	0.16	0.40	PPBV	P
L623482-01	DP-7-150	3/5/2013	GS-N	TO15	Tetrachloroethene (PCE)	38.0	J	38.0 J	-	1.0	4.0	PPBV	P
L623482-01	DP-7-150	3/5/2013	GS-N	TO15	Styrene	1.7	J	1.7 J	-	0.15	0.40	PPBV	P
L623482-01	DP-7-150	3/5/2013	GS-N	TO15	1,1,1-Trichloroethane	ND	UJ	ND UJ	-	0.10	0.40	PPBV	P
L623482-01	DP-7-150	3/5/2013	GS-N	TO15	1,1,2-Trichloroethane	ND	UJ	ND UJ	-	0.15	0.40	PPBV	P
L623482-01	DP-7-150	3/5/2013	GS-N	TO15	1,2,4-Trichlorobenzene	ND	UJ	ND UJ	-	0.10	1.3	PPBV	P
L623482-01	DP-7-150	3/5/2013	GS-N	TO15	Trichloroethene (TCE)	1.0	J	1.0 J	-	0.12	0.40	PPBV	P
L623482-01	DP-7-150	3/5/2013	GS-N	TO15	Chloroform	0.79	J	0.79 J	-	0.10	0.40	PPBV	P
L623482-01	DP-7-150	3/5/2013	GS-N	TO15	1,2,4-Trimethylbenzene	0.43	J	0.43 J	-	0.16	0.40	PPBV	P
L623482-01	DP-7-150	3/5/2013	GS-N	TO15	1,1-Dichloroethene	ND	UJ	ND UJ	-	0.077	0.40	PPBV	P
L623482-01	DP-7-150	3/5/2013	GS-N	TO15	1,4-Dichlorobenzene	11.0	J	11.0 J	-	0.15	0.40	PPBV	P
L623482-01	DP-7-150	3/5/2013	GS-N	TO15	1,2-Dichlorobenzene	ND	UJ	ND UJ	-	0.16	0.40	PPBV	P
L623482-01	DP-7-150	3/5/2013	GS-N	TO15	1,3-Dichlorobenzene	ND	UJ	ND UJ	-	0.16	0.40	PPBV	P
L623482-01	DP-7-150	3/5/2013	GS-N	TO15	cis-1,2-Dichloroethylene	ND	UJ	ND UJ	-	0.095	0.40	PPBV	P
L623482-01	DP-7-150	3/5/2013	GS-N	TO15	cis-1,3-Dichloropropene	ND	UJ	ND UJ	-	0.16	0.40	PPBV	P
L623482-01	DP-7-150	3/5/2013	GS-N	TO15	trans-1,2-Dichloroethene	ND	UJ	ND UJ	-	0.088	0.40	PPBV	P
L623482-01	DP-7-150	3/5/2013	GS-N	TO15	1,2-Dichloropropane	4.9	J	4.9 J	-	0.14	0.40	PPBV	P
L623482-01	DP-7-150	3/5/2013	GS-N	TO15	Bromomethane	ND	UJ	ND UJ	-	0.076	0.40	PPBV	P
L623482-01	DP-7-150	3/5/2013	GS-N	TO15	Benzene	0.89	J	0.89 J	-	0.11	0.40	PPBV	P
L623482-01	DP-7-150	3/5/2013	GS-N	TO15	Toluene	3.1	J	3.1 J	-	0.14	0.40	PPBV	P
L623482-01	DP-7-150	3/5/2013	GS-N	TO15	Chlorobenzene	ND	UJ	ND UJ	-	0.15	0.40	PPBV	P

Broadway & Pantano Air Sampling Event

Qualified Results Table

Lab Sample ID	Sample ID	Sample Collection Date	Type	Method	Parameter	Original Value	Qualifier	New Value	Bias	MDL	RL	Units	Reason
L623482-01	DP-7-150	3/5/2013	GS-N	TO15	Chloroethane	ND	UJ	ND UJ	-	0.10	0.40	PPBV	P
L623482-01	DP-7-150	3/5/2013	GS-N	TO15	Chloromethane	ND	UJ	ND UJ	-	0.055	0.40	PPBV	P
L623482-01	DP-7-150	3/5/2013	GS-N	TO15	Carbon Tetrachloride	ND	UJ	ND UJ	-	0.087	0.40	PPBV	P
L623482-01	DP-7-150	3/5/2013	GS-N	TO15	1,1-Dichloroethane	ND	UJ	ND UJ	-	0.10	0.40	PPBV	P
L623482-01	DP-7-150	3/5/2013	GS-N	TO15	1,2-Dichloroethane	ND	UJ	ND UJ	-	0.12	0.40	PPBV	P
L623482-01	DP-7-150	3/5/2013	GS-N	TO15	1,3,5-Trimethylbenzene	ND	UJ	ND UJ	-	0.14	0.40	PPBV	P
L623482-01	DP-7-150	3/5/2013	GS-N	TO15	Vinyl Chloride	ND	UJ	ND UJ	-	0.062	0.40	PPBV	P
L623482-01	DP-7-150	3/5/2013	GS-N	TO15	Xylenes, Total	1.8	J	1.8 J	-	0.30	1.2	PPBV	P
L623482-05	DP-7-200	3/5/2013	GS-N	TO15	Vinyl Chloride	ND	UJ	ND UJ	-	0.31	2.0	PPBV	P
L623482-05	DP-7-200	3/5/2013	GS-N	TO15	Xylenes, Total	ND	UJ	ND UJ	-	1.5	6.0	PPBV	P
L623482-05	DP-7-200	3/5/2013	GS-N	TO15	1,2-Dichloroethane	ND	UJ	ND UJ	-	0.62	2.0	PPBV	P
L623482-05	DP-7-200	3/5/2013	GS-N	TO15	1,1-Dichloroethane	ND	UJ	ND UJ	-	0.51	2.0	PPBV	P
L623482-05	DP-7-200	3/5/2013	GS-N	TO15	Chloromethane	ND	UJ	ND UJ	-	0.27	2.0	PPBV	P
L623482-05	DP-7-200	3/5/2013	GS-N	TO15	Carbon Tetrachloride	ND	UJ	ND UJ	-	0.43	2.0	PPBV	P
L623482-05	DP-7-200	3/5/2013	GS-N	TO15	Chlorobenzene	ND	UJ	ND UJ	-	0.75	2.0	PPBV	P
L623482-05	DP-7-200	3/5/2013	GS-N	TO15	Toluene	ND	UJ	ND UJ	-	0.70	2.0	PPBV	P
L623482-05	DP-7-200	3/5/2013	GS-N	TO15	Chloroethane	ND	UJ	ND UJ	-	0.50	2.0	PPBV	P
L623482-05	DP-7-200	3/5/2013	GS-N	TO15	Benzene	ND	UJ	ND UJ	-	0.57	2.0	PPBV	P
L623482-05	DP-7-200	3/5/2013	GS-N	TO15	Bromomethane	ND	UJ	ND UJ	-	0.38	2.0	PPBV	P
L623482-05	DP-7-200	3/5/2013	GS-N	TO15	1,2-Dichloropropane	ND	UJ	ND UJ	-	0.68	2.0	PPBV	P
L623482-05	DP-7-200	3/5/2013	GS-N	TO15	trans-1,2-Dichloroethene	ND	UJ	ND UJ	-	0.44	2.0	PPBV	P
L623482-05	DP-7-200	3/5/2013	GS-N	TO15	trans-1,3-Dichloropropene	ND	UJ	ND UJ	-	1.0	2.0	PPBV	P
L623482-05	DP-7-200	3/5/2013	GS-N	TO15	cis-1,3-Dichloropropene	ND	UJ	ND UJ	-	0.80	2.0	PPBV	P
L623482-05	DP-7-200	3/5/2013	GS-N	TO15	cis-1,2-Dichloroethylene	ND	UJ	ND UJ	-	0.48	2.0	PPBV	P
L623482-05	DP-7-200	3/5/2013	GS-N	TO15	1,3-Dichlorobenzene	ND	UJ	ND UJ	-	0.80	2.0	PPBV	P
L623482-05	DP-7-200	3/5/2013	GS-N	TO15	1,2-Dichlorobenzene	ND	UJ	ND UJ	-	0.78	2.0	PPBV	P
L623482-05	DP-7-200	3/5/2013	GS-N	TO15	1,4-Dichlorobenzene	ND	UJ	ND UJ	-	0.76	2.0	PPBV	P
L623482-05	DP-7-200	3/5/2013	GS-N	TO15	1,1-Dichloroethene	ND	UJ	ND UJ	-	0.38	2.0	PPBV	P
L623482-05	DP-7-200	3/5/2013	GS-N	TO15	1,2,4-Trimethylbenzene	ND	UJ	ND UJ	-	0.83	2.0	PPBV	P
L623482-05	DP-7-200	3/5/2013	GS-N	TO15	Trichloroethene (TCE)	ND	UJ	ND UJ	-	0.59	2.0	PPBV	P
L623482-05	DP-7-200	3/5/2013	GS-N	TO15	1,3,5-Trimethylbenzene	ND	UJ	ND UJ	-	0.72	2.0	PPBV	P
L623482-05	DP-7-200	3/5/2013	GS-N	TO15	Chloroform	ND	UJ	ND UJ	-	0.51	2.0	PPBV	P
L623482-05	DP-7-200	3/5/2013	GS-N	TO15	1,1,2-Trichloroethane	ND	UJ	ND UJ	-	0.74	2.0	PPBV	P
L623482-05	DP-7-200	3/5/2013	GS-N	TO15	1,2,4-Trichlorobenzene	ND	UJ	ND UJ	-	0.52	6.3	PPBV	P
L623482-05	DP-7-200	3/5/2013	GS-N	TO15	1,1,1-Trichloroethane	ND	UJ	ND UJ	-	0.51	2.0	PPBV	P
L623482-05	DP-7-200	3/5/2013	GS-N	TO15	1,1,2,2-Tetrachloroethane	ND	UJ	ND UJ	-	0.79	2.0	PPBV	P
L623482-05	DP-7-200	3/5/2013	GS-N	TO15	Styrene	ND	UJ	ND UJ	-	0.76	2.0	PPBV	P

Broadway & Pantano Air Sampling Event

Qualified Results Table

Lab Sample ID	Sample ID	Sample Collection Date	Type	Method	Parameter	Original Value	Qualifier	New Value	Bias	MDL	RL	Units	Reason
L623482-05	DP-7-200	3/5/2013	GS-N	TO15	Tetrachloroethene (PCE)	ND	UJ	ND UJ	-	0.51	2.0	PPBV	P
L623482-05	DP-7-200	3/5/2013	GS-N	TO15	Trichlorofluoromethane	ND	UJ	ND UJ	-	0.36	2.0	PPBV	P
L623482-05	DP-7-200	3/5/2013	GS-N	TO15	Ethylbenzene	ND	UJ	ND UJ	-	0.79	2.0	PPBV	P
L623482-05	DP-7-200	3/5/2013	GS-N	TO15	1,2-Dibromoethane (EDB)	ND	UJ	ND UJ	-	0.80	2.0	PPBV	P
L623482-05	DP-7-200	3/5/2013	GS-N	TO15	1,2-Dichlorotetrafluoroethane	ND	UJ	ND UJ	-	0.27	2.0	PPBV	P
L623482-05	DP-7-200	3/5/2013	GS-N	TO15	Methylene Chloride	ND	UJ	ND UJ	-	0.44	2.0	PPBV	P
L623482-05	DP-7-200	3/5/2013	GS-N	TO15	1,1,2-Trichloro-1,2,2-trifluoroethane	ND	UJ	ND UJ	-	0.39	2.0	PPBV	P
L623482-05	DP-7-200	3/5/2013	GS-N	TO15	Hexachlorobutadiene	ND	UJ	ND UJ	-	0.76	6.3	PPBV	P
L623482-05	DP-7-200	3/5/2013	GS-N	TO15	Dichlorodifluoromethane	ND	UJ	ND UJ	-	0.34	2.0	PPBV	P
L623482-02	DP-7-250	3/5/2013	GS-N	TO15	1,1,2-Trichloro-1,2,2-trifluoroethane	ND	UJ	ND UJ	-	0.077	0.40	PPBV	P
L623482-02	DP-7-250	3/5/2013	GS-N	TO15	Dichlorodifluoromethane	10.0	J	10.0 J	-	0.067	0.40	PPBV	P
L623482-02	DP-7-250	3/5/2013	GS-N	TO15	Hexachlorobutadiene	ND	UJ	ND UJ	-	0.15	1.3	PPBV	P
L623482-02	DP-7-250	3/5/2013	GS-N	TO15	1,2-Dichlorotetrafluoroethane	1.2	J	1.2 J	-	0.055	0.40	PPBV	P
L623482-02	DP-7-250	3/5/2013	GS-N	TO15	Ethylbenzene	0.60	J	0.60 J	-	0.16	0.40	PPBV	P
L623482-02	DP-7-250	3/5/2013	GS-N	TO15	trans-1,3-Dichloropropene	ND	UJ	ND UJ	-	0.20	0.40	PPBV	P
L623482-02	DP-7-250	3/5/2013	GS-N	TO15	1,2-Dichloropropane	ND	UJ	ND UJ	-	0.14	0.40	PPBV	P
L623482-02	DP-7-250	3/5/2013	GS-N	TO15	1,2-Dibromoethane (EDB)	ND	UJ	ND UJ	-	0.16	0.40	PPBV	P
L623482-02	DP-7-250	3/5/2013	GS-N	TO15	Trichlorofluoromethane	ND	UJ	ND UJ	-	0.071	0.40	PPBV	P
L623482-02	DP-7-250	3/5/2013	GS-N	TO15	1,1,2,2-Tetrachloroethane	ND	UJ	ND UJ	-	0.16	0.40	PPBV	P
L623482-02	DP-7-250	3/5/2013	GS-N	TO15	Tetrachloroethene (PCE)	1.3	J	1.3 J	-	0.10	0.40	PPBV	P
L623482-02	DP-7-250	3/5/2013	GS-N	TO15	Methylene Chloride	ND	UJ	ND UJ	-	0.087	0.40	PPBV	P
L623482-02	DP-7-250	3/5/2013	GS-N	TO15	Styrene	1.9	J	1.9 J	-	0.15	0.40	PPBV	P
L623482-02	DP-7-250	3/5/2013	GS-N	TO15	1,1,1-Trichloroethane	ND	UJ	ND UJ	-	0.10	0.40	PPBV	P
L623482-02	DP-7-250	3/5/2013	GS-N	TO15	1,1,2-Trichloroethane	ND	UJ	ND UJ	-	0.15	0.40	PPBV	P
L623482-02	DP-7-250	3/5/2013	GS-N	TO15	Chloroform	ND	UJ	ND UJ	-	0.10	0.40	PPBV	P
L623482-02	DP-7-250	3/5/2013	GS-N	TO15	1,2,4-Trichlorobenzene	ND	UJ	ND UJ	-	0.10	1.3	PPBV	P
L623482-02	DP-7-250	3/5/2013	GS-N	TO15	Trichloroethene (TCE)	ND	UJ	ND UJ	-	0.12	0.40	PPBV	P
L623482-02	DP-7-250	3/5/2013	GS-N	TO15	1,2,4-Trimethylbenzene	0.82	J	0.82 J	-	0.16	0.40	PPBV	P
L623482-02	DP-7-250	3/5/2013	GS-N	TO15	1,1-Dichloroethene	ND	UJ	ND UJ	-	0.077	0.40	PPBV	P
L623482-02	DP-7-250	3/5/2013	GS-N	TO15	1,3-Dichlorobenzene	ND	UJ	ND UJ	-	0.16	0.40	PPBV	P
L623482-02	DP-7-250	3/5/2013	GS-N	TO15	1,4-Dichlorobenzene	ND	UJ	ND UJ	-	0.15	0.40	PPBV	P
L623482-02	DP-7-250	3/5/2013	GS-N	TO15	cis-1,2-Dichloroethylene	ND	UJ	ND UJ	-	0.095	0.40	PPBV	P
L623482-02	DP-7-250	3/5/2013	GS-N	TO15	trans-1,2-Dichloroethene	ND	UJ	ND UJ	-	0.088	0.40	PPBV	P
L623482-02	DP-7-250	3/5/2013	GS-N	TO15	cis-1,3-Dichloropropene	ND	UJ	ND UJ	-	0.16	0.40	PPBV	P
L623482-02	DP-7-250	3/5/2013	GS-N	TO15	Bromomethane	ND	UJ	ND UJ	-	0.076	0.40	PPBV	P
L623482-02	DP-7-250	3/5/2013	GS-N	TO15	Benzene	ND	UJ	ND UJ	-	0.11	0.40	PPBV	P
L623482-02	DP-7-250	3/5/2013	GS-N	TO15	Toluene	1.9	J	1.9 J	-	0.14	0.40	PPBV	P

Broadway & Pantano Air Sampling Event

Qualified Results Table

Lab Sample ID	Sample ID	Sample Collection Date	Type	Method	Parameter	Original Value	Qualifier	New Value	Bias	MDL	RL	Units	Reason
L623482-02	DP-7-250	3/5/2013	GS-N	TO15	Chlorobenzene	ND	UJ	ND UJ	-	0.15	0.40	PPBV	P
L623482-02	DP-7-250	3/5/2013	GS-N	TO15	Carbon Tetrachloride	ND	UJ	ND UJ	-	0.087	0.40	PPBV	P
L623482-02	DP-7-250	3/5/2013	GS-N	TO15	1,1-Dichloroethane	ND	UJ	ND UJ	-	0.10	0.40	PPBV	P
L623482-02	DP-7-250	3/5/2013	GS-N	TO15	Chloroethane	ND	UJ	ND UJ	-	0.10	0.40	PPBV	P
L623482-02	DP-7-250	3/5/2013	GS-N	TO15	Chloromethane	0.47	J	0.47 J	-	0.055	0.40	PPBV	P
L623482-02	DP-7-250	3/5/2013	GS-N	TO15	1,2-Dichloroethane	ND	UJ	ND UJ	-	0.12	0.40	PPBV	P
L623482-02	DP-7-250	3/5/2013	GS-N	TO15	1,2-Dichlorobenzene	ND	UJ	ND UJ	-	0.16	0.40	PPBV	P
L623482-02	DP-7-250	3/5/2013	GS-N	TO15	Xylenes, Total	3.0	J	3.0 J	-	0.30	1.2	PPBV	P
L623482-02	DP-7-250	3/5/2013	GS-N	TO15	1,3,5-Trimethylbenzene	ND	UJ	ND UJ	-	0.14	0.40	PPBV	P
L623482-02	DP-7-250	3/5/2013	GS-N	TO15	Vinyl Chloride	ND	UJ	ND UJ	-	0.062	0.40	PPBV	P
L623482-03	DP-7-300	3/5/2013	GS-N	TO15	Vinyl Chloride	1.1	J	1.1 J	-	0.062	0.40	PPBV	P
L623482-03	DP-7-300	3/5/2013	GS-N	TO15	1,3,5-Trimethylbenzene	ND	UJ	ND UJ	-	0.14	0.40	PPBV	P
L623482-03	DP-7-300	3/5/2013	GS-N	TO15	Xylenes, Total	2.0	J	2.0 J	-	0.30	1.2	PPBV	P
L623482-03	DP-7-300	3/5/2013	GS-N	TO15	1,2-Dichloroethane	ND	UJ	ND UJ	-	0.12	0.40	PPBV	P
L623482-03	DP-7-300	3/5/2013	GS-N	TO15	1,1-Dichloroethane	14.0	J	14.0 J	-	0.10	0.40	PPBV	P
L623482-03	DP-7-300	3/5/2013	GS-N	TO15	Chloromethane	ND	UJ	ND UJ	-	0.055	0.40	PPBV	P
L623482-03	DP-7-300	3/5/2013	GS-N	TO15	Carbon Tetrachloride	ND	UJ	ND UJ	-	0.087	0.40	PPBV	P
L623482-03	DP-7-300	3/5/2013	GS-N	TO15	Chlorobenzene	ND	UJ	ND UJ	-	0.15	0.40	PPBV	P
L623482-03	DP-7-300	3/5/2013	GS-N	TO15	Chloroethane	ND	UJ	ND UJ	-	0.10	0.40	PPBV	P
L623482-03	DP-7-300	3/5/2013	GS-N	TO15	Bromomethane	ND	UJ	ND UJ	-	0.076	0.40	PPBV	P
L623482-03	DP-7-300	3/5/2013	GS-N	TO15	Toluene	0.74	J	0.74 J	-	0.14	0.40	PPBV	P
L623482-03	DP-7-300	3/5/2013	GS-N	TO15	Benzene	10.0	J	10.0 J	-	0.11	0.40	PPBV	P
L623482-03	DP-7-300	3/5/2013	GS-N	TO15	1,2-Dichloropropane	2.8	J	2.8 J	-	0.14	0.40	PPBV	P
L623482-03	DP-7-300	3/5/2013	GS-N	TO15	1,2-Dichlorotetrafluoroethane	ND	UJ	ND UJ	-	0.055	0.40	PPBV	P
L623482-03	DP-7-300	3/5/2013	GS-N	TO15	trans-1,2-Dichloroethene	0.51	J	0.51 J	-	0.088	0.40	PPBV	P
L623482-03	DP-7-300	3/5/2013	GS-N	TO15	cis-1,2-Dichloroethylene	70.0	J	70.0 J	-	0.95	4.0	PPBV	P
L623482-03	DP-7-300	3/5/2013	GS-N	TO15	cis-1,3-Dichloropropene	ND	UJ	ND UJ	-	0.16	0.40	PPBV	P
L623482-03	DP-7-300	3/5/2013	GS-N	TO15	trans-1,3-Dichloropropene	ND	UJ	ND UJ	-	0.20	0.40	PPBV	P
L623482-03	DP-7-300	3/5/2013	GS-N	TO15	1,2-Dichlorobenzene	ND	UJ	ND UJ	-	0.16	0.40	PPBV	P
L623482-03	DP-7-300	3/5/2013	GS-N	TO15	1,3-Dichlorobenzene	ND	UJ	ND UJ	-	0.16	0.40	PPBV	P
L623482-03	DP-7-300	3/5/2013	GS-N	TO15	1,4-Dichlorobenzene	1.5	J	1.5 J	-	0.15	0.40	PPBV	P
L623482-03	DP-7-300	3/5/2013	GS-N	TO15	1,1-Dichloroethene	1.3	J	1.3 J	-	0.077	0.40	PPBV	P
L623482-03	DP-7-300	3/5/2013	GS-N	TO15	1,2,4-Trimethylbenzene	ND	UJ	ND UJ	-	0.16	0.40	PPBV	P
L623482-03	DP-7-300	3/5/2013	GS-N	TO15	Chloroform	4.9	J	4.9 J	-	0.10	0.40	PPBV	P
L623482-03	DP-7-300	3/5/2013	GS-N	TO15	Trichloroethene (TCE)	140	J	140 J	-	1.2	4.0	PPBV	P
L623482-03	DP-7-300	3/5/2013	GS-N	TO15	1,2,4-Trichlorobenzene	ND	UJ	ND UJ	-	0.10	1.3	PPBV	P
L623482-03	DP-7-300	3/5/2013	GS-N	TO15	1,1,2-Trichloroethane	ND	UJ	ND UJ	-	0.15	0.40	PPBV	P

Broadway & Pantano Air Sampling Event

Qualified Results Table

Lab Sample ID	Sample ID	Sample Collection Date	Type	Method	Parameter	Original Value	Qualifier	New Value	Bias	MDL	RL	Units	Reason
L623482-03	DP-7-300	3/5/2013	GS-N	TO15	1,1,1-Trichloroethane	ND	UJ	ND UJ	-	0.10	0.40	PPBV	P
L623482-03	DP-7-300	3/5/2013	GS-N	TO15	1,1,2,2-Tetrachloroethane	ND	UJ	ND UJ	-	0.16	0.40	PPBV	P
L623482-03	DP-7-300	3/5/2013	GS-N	TO15	Tetrachloroethene (PCE)	170	J	170 J	-	4.1	16	PPBV	P
L623482-03	DP-7-300	3/5/2013	GS-N	TO15	Styrene	1.2	J	1.2 J	-	0.15	0.40	PPBV	P
L623482-03	DP-7-300	3/5/2013	GS-N	TO15	1,2-Dibromoethane (EDB)	ND	UJ	ND UJ	-	0.16	0.40	PPBV	P
L623482-03	DP-7-300	3/5/2013	GS-N	TO15	Trichlorofluoromethane	22.0	J	22.0 J	-	0.071	0.40	PPBV	P
L623482-03	DP-7-300	3/5/2013	GS-N	TO15	1,1,2-Trichloro-1,2,2-trifluoroethane	ND	UJ	ND UJ	-	0.077	0.40	PPBV	P
L623482-03	DP-7-300	3/5/2013	GS-N	TO15	Ethylbenzene	ND	UJ	ND UJ	-	0.16	0.40	PPBV	P
L623482-03	DP-7-300	3/5/2013	GS-N	TO15	Methylene Chloride	9.6	J	9.6 J	-	0.087	0.40	PPBV	P
L623482-03	DP-7-300	3/5/2013	GS-N	TO15	Hexachlorobutadiene	ND	UJ	ND UJ	-	0.15	1.3	PPBV	P
L623482-03	DP-7-300	3/5/2013	GS-N	TO15	Dichlorodifluoromethane	200	J	200 J	-	0.67	4.0	PPBV	P

Matrix / Sample Type

Matrix	Matrix Description	Sample Code	Sample Code Description
GS	SOIL GAS	FD	Field Duplicate
GS	SOIL GAS	N	Normal Environmental Sample

Data Qualifier Definitions

Flag	Description
UJ	The analyte was not detected; however, the result is estimated due to discrepancies in meeting certain analyte-specific quality control criteria.
J	Estimated: The analyte was positively identified, the quantitation is an estimation due to discrepancies in meeting certain analyte-specific quality control criteria.

Reason and Comment Code Definitions

Code	Description
D5	Field Duplicate RPD
L	Percent recovery of laboratory control sample recovery was outside established limits
P	Sample preservation/collection requirement not met.

Broadway & Pantano Air Sampling Event

Qualified Results Table

Lab Sample ID	Sample ID	Sample Collection Date	Type	Method	Parameter	Original Value	Qualifier	New Value	Bias	MDL	RL	Units	Reason
L624720-02	WR-273A-135	3/12/2013	GS-N	TO15	Bromomethane	ND	UJ	ND UJ	-	0.076	0.40	PPBV	P
L624720-02	WR-273A-135	3/12/2013	GS-N	TO15	Benzene	ND	UJ	ND UJ	-	0.11	0.40	PPBV	P
L624720-02	WR-273A-135	3/12/2013	GS-N	TO15	Toluene	ND	UJ	ND UJ	-	0.14	0.40	PPBV	P
L624720-02	WR-273A-135	3/12/2013	GS-N	TO15	Chlorobenzene	ND	UJ	ND UJ	-	0.15	0.40	PPBV	P
L624720-02	WR-273A-135	3/12/2013	GS-N	TO15	Chloroethane	ND	UJ	ND UJ	-	0.10	0.40	PPBV	P
L624720-02	WR-273A-135	3/12/2013	GS-N	TO15	Chloromethane	ND	UJ	ND UJ	-	0.055	0.40	PPBV	P
L624720-02	WR-273A-135	3/12/2013	GS-N	TO15	Carbon Tetrachloride	ND	UJ	ND UJ	-	0.087	0.40	PPBV	P
L624720-02	WR-273A-135	3/12/2013	GS-N	TO15	1,1-Dichloroethane	0.60	J	0.60 J	-	0.10	0.40	PPBV	P
L624720-02	WR-273A-135	3/12/2013	GS-N	TO15	1,2-Dichloroethane	ND	UJ	ND UJ	-	0.12	0.40	PPBV	P
L624720-02	WR-273A-135	3/12/2013	GS-N	TO15	1,2-Dichlorobenzene	ND	UJ	ND UJ	-	0.16	0.40	PPBV	P
L624720-02	WR-273A-135	3/12/2013	GS-N	TO15	1,3-Dichlorobenzene	ND	UJ	ND UJ	-	0.16	0.40	PPBV	P
L624720-02	WR-273A-135	3/12/2013	GS-N	TO15	1,4-Dichlorobenzene	ND	UJ	ND UJ	-	0.15	0.40	PPBV	P
L624720-02	WR-273A-135	3/12/2013	GS-N	TO15	1,1-Dichloroethene	ND	UJ	ND UJ	-	0.077	0.40	PPBV	P
L624720-02	WR-273A-135	3/12/2013	GS-N	TO15	cis-1,2-Dichloroethylene	ND	UJ	ND UJ	-	0.095	0.40	PPBV	P
L624720-02	WR-273A-135	3/12/2013	GS-N	TO15	trans-1,2-Dichloroethene	ND	UJ	ND UJ	-	0.088	0.40	PPBV	P
L624720-02	WR-273A-135	3/12/2013	GS-N	TO15	cis-1,3-Dichloropropene	ND	UJ	ND UJ	-	0.16	0.40	PPBV	P
L624720-02	WR-273A-135	3/12/2013	GS-N	TO15	trans-1,3-Dichloropropene	ND	UJ	ND UJ	-	0.20	0.40	PPBV	P
L624720-02	WR-273A-135	3/12/2013	GS-N	TO15	1,2-Dichloropropane	ND	UJ	ND UJ	-	0.14	0.40	PPBV	P
L624720-02	WR-273A-135	3/12/2013	GS-N	TO15	1,2-Dichlorotetrafluoroethane	71.0	J	71.0 J	-	0.55	4.0	PPBV	P
L624720-02	WR-273A-135	3/12/2013	GS-N	TO15	Ethylbenzene	ND	UJ	ND UJ	-	0.16	0.40	PPBV	P
L624720-02	WR-273A-135	3/12/2013	GS-N	TO15	1,2-Dibromoethane (EDB)	ND	UJ	ND UJ	-	0.16	0.40	PPBV	P
L624720-02	WR-273A-135	3/12/2013	GS-N	TO15	Trichlorofluoromethane	67.0	J	67.0 J	-	0.71	4.0	PPBV	P
L624720-02	WR-273A-135	3/12/2013	GS-N	TO15	1,1,2-Trichloro-1,2,2-trifluoroethane	0.85	J	0.85 J	-	0.077	0.40	PPBV	P
L624720-02	WR-273A-135	3/12/2013	GS-N	TO15	Dichlorodifluoromethane	490	J	490 J	-	6.7	40	PPBV	P
L624720-02	WR-273A-135	3/12/2013	GS-N	TO15	Hexachlorobutadiene	ND	UJ	ND UJ	-	0.15	1.3	PPBV	P
L624720-02	WR-273A-135	3/12/2013	GS-N	TO15	Methylene Chloride	ND	UJ	ND UJ	-	0.087	0.40	PPBV	P
L624720-02	WR-273A-135	3/12/2013	GS-N	TO15	1,1,2,2-Tetrachloroethane	ND	UJ	ND UJ	-	0.16	0.40	PPBV	P
L624720-02	WR-273A-135	3/12/2013	GS-N	TO15	Tetrachloroethene (PCE)	130	J	130 J	-	10	40	PPBV	P
L624720-02	WR-273A-135	3/12/2013	GS-N	TO15	Styrene	ND	UJ	ND UJ	-	0.15	0.40	PPBV	P
L624720-02	WR-273A-135	3/12/2013	GS-N	TO15	1,1,1-Trichloroethane	ND	UJ	ND UJ	-	0.10	0.40	PPBV	P
L624720-02	WR-273A-135	3/12/2013	GS-N	TO15	1,1,2-Trichloroethane	ND	UJ	ND UJ	-	0.15	0.40	PPBV	P
L624720-02	WR-273A-135	3/12/2013	GS-N	TO15	1,2,4-Trichlorobenzene	ND	UJ	ND UJ	-	0.10	1.3	PPBV	P
L624720-02	WR-273A-135	3/12/2013	GS-N	TO15	Trichloroethene (TCE)	9.2	J	9.2 J	-	0.12	0.40	PPBV	P
L624720-02	WR-273A-135	3/12/2013	GS-N	TO15	Chloroform	0.75	J	0.75 J	-	0.10	0.40	PPBV	P
L624720-02	WR-273A-135	3/12/2013	GS-N	TO15	1,2,4-Trimethylbenzene	ND	UJ	ND UJ	-	0.16	0.40	PPBV	P
L624720-02	WR-273A-135	3/12/2013	GS-N	TO15	1,3,5-Trimethylbenzene	ND	UJ	ND UJ	-	0.14	0.40	PPBV	P
L624720-02	WR-273A-135	3/12/2013	GS-N	TO15	Vinyl Chloride	ND	UJ	ND UJ	-	0.062	0.40	PPBV	P

Broadway & Pantano Air Sampling Event

Qualified Results Table

Lab Sample ID	Sample ID	Sample Collection Date	Type	Method	Parameter	Original Value	Qualifier	New Value	Bias	MDL	RL	Units	Reason
L624720-02	WR-273A-135	3/12/2013	GS-N	TO15	Xylenes, Total	ND	UJ	ND UJ	-	0.30	1.2	PPBV	P
L624720-03	WR-273A-1350	3/12/2013	GS-FD	TO15	Vinyl Chloride	ND	UJ	ND UJ	-	0.062	0.40	PPBV	P
L624720-03	WR-273A-1350	3/12/2013	GS-FD	TO15	Chloroform	0.80	J	0.80 J	-	0.10	0.40	PPBV	P
L624720-03	WR-273A-1350	3/12/2013	GS-FD	TO15	Xylenes, Total	ND	UJ	ND UJ	-	0.30	1.2	PPBV	P
L624720-03	WR-273A-1350	3/12/2013	GS-FD	TO15	1,2,4-Trimethylbenzene	ND	UJ	ND UJ	-	0.16	0.40	PPBV	P
L624720-03	WR-273A-1350	3/12/2013	GS-FD	TO15	1,3,5-Trimethylbenzene	ND	UJ	ND UJ	-	0.14	0.40	PPBV	P
L624720-03	WR-273A-1350	3/12/2013	GS-FD	TO15	Trichloroethene (TCE)	9.6	J	9.6 J	-	0.12	0.40	PPBV	P
L624720-03	WR-273A-1350	3/12/2013	GS-FD	TO15	1,1,2-Trichloroethane	ND	UJ	ND UJ	-	0.15	0.40	PPBV	P
L624720-03	WR-273A-1350	3/12/2013	GS-FD	TO15	1,2,4-Trichlorobenzene	ND	UJ	ND UJ	-	0.10	1.3	PPBV	P
L624720-03	WR-273A-1350	3/12/2013	GS-FD	TO15	Styrene	ND	UJ	ND UJ	-	0.15	0.40	PPBV	P
L624720-03	WR-273A-1350	3/12/2013	GS-FD	TO15	1,1,1-Trichloroethane	ND	UJ	ND UJ	-	0.10	0.40	PPBV	P
L624720-03	WR-273A-1350	3/12/2013	GS-FD	TO15	1,1,2,2-Tetrachloroethane	ND	UJ	ND UJ	-	0.16	0.40	PPBV	P
L624720-03	WR-273A-1350	3/12/2013	GS-FD	TO15	Tetrachloroethene (PCE)	140	J	140 J	-	10	40	PPBV	P
L624720-03	WR-273A-1350	3/12/2013	GS-FD	TO15	Methylene Chloride	ND	UJ	ND UJ	-	0.087	0.40	PPBV	P
L624720-03	WR-273A-1350	3/12/2013	GS-FD	TO15	Dichlorodifluoromethane	510	J	510 J	-	6.7	40	PPBV	P
L624720-03	WR-273A-1350	3/12/2013	GS-FD	TO15	Trichlorofluoromethane	71.0	J	71.0 J	-	0.71	4.0	PPBV	P
L624720-03	WR-273A-1350	3/12/2013	GS-FD	TO15	Hexachlorobutadiene	ND	UJ	ND UJ	-	0.15	1.3	PPBV	P
L624720-03	WR-273A-1350	3/12/2013	GS-FD	TO15	1,1,2-Trichloro-1,2,2-trifluoroethane	0.84	J	0.84 J	-	0.077	0.40	PPBV	P
L624720-03	WR-273A-1350	3/12/2013	GS-FD	TO15	Ethylbenzene	ND	UJ	ND UJ	-	0.16	0.40	PPBV	P
L624720-03	WR-273A-1350	3/12/2013	GS-FD	TO15	1,2-Dibromoethane (EDB)	ND	UJ	ND UJ	-	0.16	0.40	PPBV	P
L624720-03	WR-273A-1350	3/12/2013	GS-FD	TO15	1,2-Dichlorotetrafluoroethane	74.0	J	74.0 J	-	0.55	4.0	PPBV	P
L624720-03	WR-273A-1350	3/12/2013	GS-FD	TO15	trans-1,3-Dichloropropene	ND	UJ	ND UJ	-	0.20	0.40	PPBV	P
L624720-03	WR-273A-1350	3/12/2013	GS-FD	TO15	cis-1,3-Dichloropropene	ND	UJ	ND UJ	-	0.16	0.40	PPBV	P
L624720-03	WR-273A-1350	3/12/2013	GS-FD	TO15	1,2-Dichloropropane	ND	UJ	ND UJ	-	0.14	0.40	PPBV	P
L624720-03	WR-273A-1350	3/12/2013	GS-FD	TO15	trans-1,2-Dichloroethene	ND	UJ	ND UJ	-	0.088	0.40	PPBV	P
L624720-03	WR-273A-1350	3/12/2013	GS-FD	TO15	cis-1,2-Dichloroethylene	ND	UJ	ND UJ	-	0.095	0.40	PPBV	P
L624720-03	WR-273A-1350	3/12/2013	GS-FD	TO15	1,1-Dichloroethene	ND	UJ	ND UJ	-	0.077	0.40	PPBV	P
L624720-03	WR-273A-1350	3/12/2013	GS-FD	TO15	1,4-Dichlorobenzene	ND	UJ	ND UJ	-	0.15	0.40	PPBV	P
L624720-03	WR-273A-1350	3/12/2013	GS-FD	TO15	1,3-Dichlorobenzene	ND	UJ	ND UJ	-	0.16	0.40	PPBV	P
L624720-03	WR-273A-1350	3/12/2013	GS-FD	TO15	1,2-Dichlorobenzene	ND	UJ	ND UJ	-	0.16	0.40	PPBV	P
L624720-03	WR-273A-1350	3/12/2013	GS-FD	TO15	1,2-Dichloroethane	ND	UJ	ND UJ	-	0.12	0.40	PPBV	P
L624720-03	WR-273A-1350	3/12/2013	GS-FD	TO15	Chloromethane	ND	UJ	ND UJ	-	0.055	0.40	PPBV	P
L624720-03	WR-273A-1350	3/12/2013	GS-FD	TO15	1,1-Dichloroethane	0.62	J	0.62 J	-	0.10	0.40	PPBV	P
L624720-03	WR-273A-1350	3/12/2013	GS-FD	TO15	Carbon Tetrachloride	ND	UJ	ND UJ	-	0.087	0.40	PPBV	P
L624720-03	WR-273A-1350	3/12/2013	GS-FD	TO15	Chloroethane	ND	UJ	ND UJ	-	0.10	0.40	PPBV	P
L624720-03	WR-273A-1350	3/12/2013	GS-FD	TO15	Chlorobenzene	ND	UJ	ND UJ	-	0.15	0.40	PPBV	P
L624720-03	WR-273A-1350	3/12/2013	GS-FD	TO15	Toluene	ND	UJ	ND UJ	-	0.14	0.40	PPBV	P

Broadway & Pantano Air Sampling Event

Qualified Results Table

Lab Sample ID	Sample ID	Sample Collection Date	Type	Method	Parameter	Original Value	Qualifier	New Value	Bias	MDL	RL	Units	Reason
L624720-03	WR-273A-1350	3/12/2013	GS-FD	TO15	Benzene	ND	UJ	ND UJ	-	0.11	0.40	PPBV	P
L624720-03	WR-273A-1350	3/12/2013	GS-FD	TO15	Bromomethane	ND	UJ	ND UJ	-	0.076	0.40	PPBV	P
L624720-04	WR-273A-220	3/12/2013	GS-N	TO15	Bromomethane	ND	UJ	ND UJ	-	0.076	0.40	PPBV	P
L624720-04	WR-273A-220	3/12/2013	GS-N	TO15	Benzene	6.0	J	6.0 J	-	0.11	0.40	PPBV	P
L624720-04	WR-273A-220	3/12/2013	GS-N	TO15	Toluene	0.66	J	0.66 J	-	0.14	0.40	PPBV	P
L624720-04	WR-273A-220	3/12/2013	GS-N	TO15	Chlorobenzene	ND	UJ	ND UJ	-	0.15	0.40	PPBV	P
L624720-04	WR-273A-220	3/12/2013	GS-N	TO15	Chloroethane	ND	UJ	ND UJ	-	0.10	0.40	PPBV	P
L624720-04	WR-273A-220	3/12/2013	GS-N	TO15	Carbon Tetrachloride	ND	UJ	ND UJ	-	0.087	0.40	PPBV	P
L624720-04	WR-273A-220	3/12/2013	GS-N	TO15	1,1-Dichloroethane	11.0	J	11.0 J	-	0.10	0.40	PPBV	P
L624720-04	WR-273A-220	3/12/2013	GS-N	TO15	Chloromethane	ND	UJ	ND UJ	-	0.055	0.40	PPBV	P
L624720-04	WR-273A-220	3/12/2013	GS-N	TO15	1,2-Dichloroethane	ND	UJ	ND UJ	-	0.12	0.40	PPBV	P
L624720-04	WR-273A-220	3/12/2013	GS-N	TO15	1,2-Dichlorobenzene	ND	UJ	ND UJ	-	0.16	0.40	PPBV	P
L624720-04	WR-273A-220	3/12/2013	GS-N	TO15	1,3-Dichlorobenzene	ND	UJ	ND UJ	-	0.16	0.40	PPBV	P
L624720-04	WR-273A-220	3/12/2013	GS-N	TO15	1,4-Dichlorobenzene	ND	UJ	ND UJ	-	0.15	0.40	PPBV	P
L624720-04	WR-273A-220	3/12/2013	GS-N	TO15	1,1-Dichloroethene	ND	UJ	ND UJ	-	0.077	0.40	PPBV	P
L624720-04	WR-273A-220	3/12/2013	GS-N	TO15	cis-1,2-Dichloroethylene	1.7	J	1.7 J	-	0.095	0.40	PPBV	P
L624720-04	WR-273A-220	3/12/2013	GS-N	TO15	trans-1,2-Dichloroethene	ND	UJ	ND UJ	-	0.088	0.40	PPBV	P
L624720-04	WR-273A-220	3/12/2013	GS-N	TO15	1,2-Dichloropropane	ND	UJ	ND UJ	-	0.14	0.40	PPBV	P
L624720-04	WR-273A-220	3/12/2013	GS-N	TO15	cis-1,3-Dichloropropene	ND	UJ	ND UJ	-	0.16	0.40	PPBV	P
L624720-04	WR-273A-220	3/12/2013	GS-N	TO15	trans-1,3-Dichloropropene	ND	UJ	ND UJ	-	0.20	0.40	PPBV	P
L624720-04	WR-273A-220	3/12/2013	GS-N	TO15	1,2-Dichlorotetrafluoroethane	28.0	J	28.0 J	-	2.2	16	PPBV	P
L624720-04	WR-273A-220	3/12/2013	GS-N	TO15	1,2-Dibromoethane (EDB)	ND	UJ	ND UJ	-	0.16	0.40	PPBV	P
L624720-04	WR-273A-220	3/12/2013	GS-N	TO15	Trichlorofluoromethane	28.0	J	28.0 J	-	2.8	16	PPBV	P
L624720-04	WR-273A-220	3/12/2013	GS-N	TO15	Ethylbenzene	ND	UJ	ND UJ	-	0.16	0.40	PPBV	P
L624720-04	WR-273A-220	3/12/2013	GS-N	TO15	1,1,2-Trichloro-1,2,2-trifluoroethane	1.8	J	1.8 J	-	0.077	0.40	PPBV	P
L624720-04	WR-273A-220	3/12/2013	GS-N	TO15	Dichlorodifluoromethane	650	J	650 J	-	2.7	16	PPBV	P
L624720-04	WR-273A-220	3/12/2013	GS-N	TO15	Hexachlorobutadiene	ND	UJ	ND UJ	-	0.15	1.3	PPBV	P
L624720-04	WR-273A-220	3/12/2013	GS-N	TO15	Methylene Chloride	ND	UJ	ND UJ	-	0.087	0.40	PPBV	P
L624720-04	WR-273A-220	3/12/2013	GS-N	TO15	1,1,2,2-Tetrachloroethane	ND	UJ	ND UJ	-	0.16	0.40	PPBV	P
L624720-04	WR-273A-220	3/12/2013	GS-N	TO15	Styrene	0.47	J	0.47 J	-	0.15	0.40	PPBV	P
L624720-04	WR-273A-220	3/12/2013	GS-N	TO15	Tetrachloroethene (PCE)	330	J	330 J	-	4.1	16	PPBV	P
L624720-04	WR-273A-220	3/12/2013	GS-N	TO15	1,1,1-Trichloroethane	ND	UJ	ND UJ	-	0.10	0.40	PPBV	P
L624720-04	WR-273A-220	3/12/2013	GS-N	TO15	1,1,2-Trichloroethane	ND	UJ	ND UJ	-	0.15	0.40	PPBV	P
L624720-04	WR-273A-220	3/12/2013	GS-N	TO15	1,2,4-Trichlorobenzene	ND	UJ	ND UJ	-	0.10	1.3	PPBV	P
L624720-04	WR-273A-220	3/12/2013	GS-N	TO15	Trichloroethene (TCE)	27.0	J	27.0 J	-	4.7	16	PPBV	P
L624720-04	WR-273A-220	3/12/2013	GS-N	TO15	Chloroform	5.5	J	5.5 J	-	0.10	0.40	PPBV	P
L624720-04	WR-273A-220	3/12/2013	GS-N	TO15	1,2,4-Trimethylbenzene	ND	UJ	ND UJ	-	0.16	0.40	PPBV	P

Broadway & Pantano Air Sampling Event

Qualified Results Table

Lab Sample ID	Sample ID	Sample Collection Date	Type	Method	Parameter	Original Value	Qualifier	New Value	Bias	MDL	RL	Units	Reason
L624720-04	WR-273A-220	3/12/2013	GS-N	TO15	1,3,5-Trimethylbenzene	ND	UJ	ND UJ	-	0.14	0.40	PPBV	P
L624720-04	WR-273A-220	3/12/2013	GS-N	TO15	Vinyl Chloride	ND	UJ	ND UJ	-	0.062	0.40	PPBV	P
L624720-04	WR-273A-220	3/12/2013	GS-N	TO15	Xylenes, Total	ND	UJ	ND UJ	-	0.30	1.2	PPBV	P
L624720-01	WR-273A-50	3/12/2013	GS-N	TO15	Xylenes, Total	ND	UJ	ND UJ	-	0.30	1.2	PPBV	P
L624720-01	WR-273A-50	3/12/2013	GS-N	TO15	Vinyl Chloride	ND	UJ	ND UJ	-	0.062	0.40	PPBV	P
L624720-01	WR-273A-50	3/12/2013	GS-N	TO15	1,3,5-Trimethylbenzene	ND	UJ	ND UJ	-	0.14	0.40	PPBV	P
L624720-01	WR-273A-50	3/12/2013	GS-N	TO15	1,2,4-Trimethylbenzene	ND	UJ	ND UJ	-	0.16	0.40	PPBV	P
L624720-01	WR-273A-50	3/12/2013	GS-N	TO15	Trichloroethene (TCE)	ND	UJ	ND UJ	-	0.12	0.40	PPBV	P
L624720-01	WR-273A-50	3/12/2013	GS-N	TO15	1,2,4-Trichlorobenzene	ND	UJ	ND UJ	-	0.10	1.3	PPBV	P
L624720-01	WR-273A-50	3/12/2013	GS-N	TO15	Chloroform	ND	UJ	ND UJ	-	0.10	0.40	PPBV	P
L624720-01	WR-273A-50	3/12/2013	GS-N	TO15	1,1,2-Trichloroethane	ND	UJ	ND UJ	-	0.15	0.40	PPBV	P
L624720-01	WR-273A-50	3/12/2013	GS-N	TO15	1,1,1-Trichloroethane	ND	UJ	ND UJ	-	0.10	0.40	PPBV	P
L624720-01	WR-273A-50	3/12/2013	GS-N	TO15	Tetrachloroethene (PCE)	72.0	J	72.0 J	-	2.0	8.0	PPBV	P
L624720-01	WR-273A-50	3/12/2013	GS-N	TO15	Styrene	0.45	J	0.45 J	-	0.15	0.40	PPBV	P
L624720-01	WR-273A-50	3/12/2013	GS-N	TO15	1,1,2,2-Tetrachloroethane	ND	UJ	ND UJ	-	0.16	0.40	PPBV	P
L624720-01	WR-273A-50	3/12/2013	GS-N	TO15	Methylene Chloride	ND	UJ	ND UJ	-	0.087	0.40	PPBV	P
L624720-01	WR-273A-50	3/12/2013	GS-N	TO15	Hexachlorobutadiene	ND	UJ	ND UJ	-	0.15	1.3	PPBV	P
L624720-01	WR-273A-50	3/12/2013	GS-N	TO15	1,1,2-Trichloro-1,2,2-trifluoroethane	ND	UJ	ND UJ	-	0.077	0.40	PPBV	P
L624720-01	WR-273A-50	3/12/2013	GS-N	TO15	Dichlorodifluoromethane	720	J	720 J	-	1.3	8.0	PPBV	P
L624720-01	WR-273A-50	3/12/2013	GS-N	TO15	Ethylbenzene	ND	UJ	ND UJ	-	0.16	0.40	PPBV	P
L624720-01	WR-273A-50	3/12/2013	GS-N	TO15	1,2-Dibromoethane (EDB)	ND	UJ	ND UJ	-	0.16	0.40	PPBV	P
L624720-01	WR-273A-50	3/12/2013	GS-N	TO15	Trichlorofluoromethane	14.0	J	14.0 J	-	0.071	0.40	PPBV	P
L624720-01	WR-273A-50	3/12/2013	GS-N	TO15	1,2-Dichlorotetrafluoroethane	16.0	J	16.0 J	-	0.055	0.40	PPBV	P
L624720-01	WR-273A-50	3/12/2013	GS-N	TO15	trans-1,3-Dichloropropene	ND	UJ	ND UJ	-	0.20	0.40	PPBV	P
L624720-01	WR-273A-50	3/12/2013	GS-N	TO15	1,2-Dichloropropane	ND	UJ	ND UJ	-	0.14	0.40	PPBV	P
L624720-01	WR-273A-50	3/12/2013	GS-N	TO15	trans-1,2-Dichloroethene	ND	UJ	ND UJ	-	0.088	0.40	PPBV	P
L624720-01	WR-273A-50	3/12/2013	GS-N	TO15	cis-1,3-Dichloropropene	ND	UJ	ND UJ	-	0.16	0.40	PPBV	P
L624720-01	WR-273A-50	3/12/2013	GS-N	TO15	1,1-Dichloroethene	ND	UJ	ND UJ	-	0.077	0.40	PPBV	P
L624720-01	WR-273A-50	3/12/2013	GS-N	TO15	cis-1,2-Dichloroethylene	ND	UJ	ND UJ	-	0.095	0.40	PPBV	P
L624720-01	WR-273A-50	3/12/2013	GS-N	TO15	1,3-Dichlorobenzene	ND	UJ	ND UJ	-	0.16	0.40	PPBV	P
L624720-01	WR-273A-50	3/12/2013	GS-N	TO15	1,4-Dichlorobenzene	ND	UJ	ND UJ	-	0.15	0.40	PPBV	P
L624720-01	WR-273A-50	3/12/2013	GS-N	TO15	1,2-Dichloroethane	ND	UJ	ND UJ	-	0.12	0.40	PPBV	P
L624720-01	WR-273A-50	3/12/2013	GS-N	TO15	1,2-Dichlorobenzene	ND	UJ	ND UJ	-	0.16	0.40	PPBV	P
L624720-01	WR-273A-50	3/12/2013	GS-N	TO15	Carbon Tetrachloride	ND	UJ	ND UJ	-	0.087	0.40	PPBV	P
L624720-01	WR-273A-50	3/12/2013	GS-N	TO15	1,1-Dichloroethane	ND	UJ	ND UJ	-	0.10	0.40	PPBV	P
L624720-01	WR-273A-50	3/12/2013	GS-N	TO15	Chloroethane	ND	UJ	ND UJ	-	0.10	0.40	PPBV	P
L624720-01	WR-273A-50	3/12/2013	GS-N	TO15	Chloromethane	ND	UJ	ND UJ	-	0.055	0.40	PPBV	P

Broadway & Pantano Air Sampling Event

Qualified Results Table

Lab Sample ID	Sample ID	Sample Collection Date	Type	Method	Parameter	Original Value	Qualifier	New Value	Bias	MDL	RL	Units	Reason
L624720-01	WR-273A-50	3/12/2013	GS-N	TO15	Toluene	0.58	J	0.58 J	-	0.14	0.40	PPBV	P
L624720-01	WR-273A-50	3/12/2013	GS-N	TO15	Chlorobenzene	ND	UJ	ND UJ	-	0.15	0.40	PPBV	P
L624720-01	WR-273A-50	3/12/2013	GS-N	TO15	Bromomethane	ND	UJ	ND UJ	-	0.076	0.40	PPBV	P
L624720-01	WR-273A-50	3/12/2013	GS-N	TO15	Benzene	ND	UJ	ND UJ	-	0.11	0.40	PPBV	P
L624720-08	WR-275A-130	3/12/2013	GS-N	TO15	Benzene	27.0	J	27.0 J	+	2.3	8.0	PPBV	S
L624720-08	WR-275A-130	3/12/2013	GS-N	TO15	Chlorobenzene	84.0	J	84.0 J	+	3.0	8.0	PPBV	S
L624720-08	WR-275A-130	3/12/2013	GS-N	TO15	1,2-Dichlorobenzene	11.0	J	11.0 J	+	3.1	8.0	PPBV	S
L624720-08	WR-275A-130	3/12/2013	GS-N	TO15	1,4-Dichlorobenzene	160	J	160 J	+	3.0	8.0	PPBV	S
L624720-08	WR-275A-130	3/12/2013	GS-N	TO15	cis-1,2-Dichloroethylene	170	J	170 J	+	1.9	8.0	PPBV	S
L624720-08	WR-275A-130	3/12/2013	GS-N	TO15	1,2-Dichlorotetrafluoroethane	230	J	230 J	+	1.1	8.0	PPBV	S
L624720-08	WR-275A-130	3/12/2013	GS-N	TO15	Dichlorodifluoromethane	230	J	230 J	+	1.3	8.0	PPBV	S
L624720-08	WR-275A-130	3/12/2013	GS-N	TO15	Methylene Chloride	11.0	J	11.0 J	+	1.7	8.0	PPBV	S
L624720-08	WR-275A-130	3/12/2013	GS-N	TO15	Tetrachloroethene (PCE)	51.0	J	51.0 J	+	2.0	8.0	PPBV	S
L624720-08	WR-275A-130	3/12/2013	GS-N	TO15	Trichloroethene (TCE)	29.0	J	29.0 J	+	2.4	8.0	PPBV	S
L624720-08	WR-275A-130	3/12/2013	GS-N	TO15	Vinyl Chloride	82.0	J	82.0 J	+	1.2	8.0	PPBV	S

Matrix / Sample Type

Matrix	Matrix Description	Sample Code	Sample Code Description
GS	SOIL GAS	FD	Field Duplicate
GS	SOIL GAS	N	Normal Environmental Sample

Data Qualifier Definitions

Flag	Description
UJ	The analyte was not detected; however, the result is estimated due to discrepancies in meeting certain analyte-specific quality control criteria.
J	Estimated: The analyte was positively identified, the quantitation is an estimation due to discrepancies in meeting certain analyte-specific quality control criteria.

Reason and Comment Code Definitions

Code	Description
P	Sample preservation/collection requirement not met.
S	Surrogate recovery out of criteria (upper or lower limit)

Broadway & Pantano Air Sampling Event

Qualified Results Table

Lab Sample ID	Sample ID	Sample Collection Date	Type	Method	Parameter	Original Value	Qualifier	New Value	Bias	MDL	RL	Units	Reason
L625064-05	R-070A-W4	3/13/2013	GS-N	TO15	Hexachlorobutadiene	ND	UJ	ND UJ	-	1.5	13	PPBV	L
L625064-05	R-070A-W4	3/13/2013	GS-N	TO15	1,2,4-Trichlorobenzene	ND	UJ	ND UJ	-	1.0	13	PPBV	L
L625064-07	WR-274A-50	3/13/2013	GS-N	TO15	Hexachlorobutadiene	ND	UJ	ND UJ	-	0.61	5.0	PPBV	L
L625064-07	WR-274A-50	3/13/2013	GS-N	TO15	1,2,4-Trichlorobenzene	ND	UJ	ND UJ	-	0.41	5.0	PPBV	L

Matrix / Sample Type

Matrix	Matrix Description	Sample Code	Sample Code Description
GS	SOIL GAS	N	Normal Environmental Sample

Data Qualifier Definitions

Flag	Description
UJ	The analyte was not detected; however, the result is estimated due to discrepancies in meeting certain analyte-specific quality control criteria.

Reason and Comment Code Definitions

Code	Description
L	Percent recovery of laboratory control sample recovery was outside established limits

Broadway & Pantano Air Sampling Event

Qualified Results Table

Lab Sample ID	Sample ID	Sample Collection Date	Type	Method	Parameter	Original Value	Qualifier	New Value	Bias	MDL	RL	Units	Reason
L625295-15	R-068A-100	3/14/2013	GS-N	TO15	Toluene	16.0	J	16.0 J	+	2.8	8.0	PPBV	S
L625295-15	R-068A-100	3/14/2013	GS-N	TO15	Chlorobenzene	32.0	J	32.0 J	+	3.0	8.0	PPBV	S
L625295-15	R-068A-100	3/14/2013	GS-N	TO15	Chloromethane	65.0	J	65.0 J	+	1.1	8.0	PPBV	S
L625295-15	R-068A-100	3/14/2013	GS-N	TO15	1,2-Dichlorobenzene	10.0	J	10.0 J	+	3.1	8.0	PPBV	S
L625295-15	R-068A-100	3/14/2013	GS-N	TO15	1,4-Dichlorobenzene	220	J	220 J	+	3.0	8.0	PPBV	S
L625295-15	R-068A-100	3/14/2013	GS-N	TO15	cis-1,2-Dichloroethylene	510	J	510 J	+	1.9	8.0	PPBV	S
L625295-15	R-068A-100	3/14/2013	GS-N	TO15	1,2-Dichloropropane	47.0	J	47.0 J	+	2.7	8.0	PPBV	S
L625295-15	R-068A-100	3/14/2013	GS-N	TO15	1,2-Dichlorotetrafluoroethane	160	J	160 J	+	1.1	8.0	PPBV	S
L625295-15	R-068A-100	3/14/2013	GS-N	TO15	Benzene	39.0	J	39.0 J	+	2.3	8.0	PPBV	S
L625295-15	R-068A-100	3/14/2013	GS-N	TO15	Dichlorodifluoromethane	140	J	140 J	+	1.3	8.0	PPBV	S
L625295-15	R-068A-100	3/14/2013	GS-N	TO15	Methylene Chloride	27.0	J	27.0 J	+	1.7	8.0	PPBV	S
L625295-15	R-068A-100	3/14/2013	GS-N	TO15	Tetrachloroethene (PCE)	18.0	J	18.0 J	+	2.0	8.0	PPBV	S
L625295-15	R-068A-100	3/14/2013	GS-N	TO15	Trichloroethene (TCE)	8.9	J	8.9 J	+	2.4	8.0	PPBV	S
L625295-15	R-068A-100	3/14/2013	GS-N	TO15	Vinyl Chloride	32.0	J	32.0 J	+	1.2	8.0	PPBV	S
L625295-10	R-072A-50	3/14/2013	GS-N	TO15	Methylene Chloride	15.0	J	15.0 J		0.35	1.6	PPBV	D5
L625295-12	R-072A-500	3/14/2013	GS-FD	TO15	Methylene Chloride	1.8	J	1.8 J		0.35	1.6	PPBV	D5
L625295-05	R-073A-50	3/14/2013	GS-N	TO15	Tetrachloroethene (PCE)	15.0	J	15.0 J	+	1.3	5.0	PPBV	S
L625295-05	R-073A-50	3/14/2013	GS-N	TO15	Trichloroethene (TCE)	14.0	J	14.0 J	+	1.5	5.0	PPBV	S
L625295-05	R-073A-50	3/14/2013	GS-N	TO15	1,2,4-Trimethylbenzene	14.0	J	14.0 J	+	2.1	5.0	PPBV	S
L625295-05	R-073A-50	3/14/2013	GS-N	TO15	1,3,5-Trimethylbenzene	5.4	J	5.4 J	+	1.8	5.0	PPBV	S
L625295-05	R-073A-50	3/14/2013	GS-N	TO15	Vinyl Chloride	54.0	J	54.0 J	+	0.77	5.0	PPBV	S
L625295-05	R-073A-50	3/14/2013	GS-N	TO15	Methylene Chloride	13.0	J	13.0 J	+	1.1	5.0	PPBV	S
L625295-05	R-073A-50	3/14/2013	GS-N	TO15	Benzene	25.0	J	25.0 J	+	1.4	5.0	PPBV	S
L625295-05	R-073A-50	3/14/2013	GS-N	TO15	Toluene	11.0	J	11.0 J	+	1.8	5.0	PPBV	S
L625295-05	R-073A-50	3/14/2013	GS-N	TO15	1,2-Dichlorotetrafluoroethane	220	J	220 J	+	0.68	5.0	PPBV	S
L625295-05	R-073A-50	3/14/2013	GS-N	TO15	Ethylbenzene	7.8	J	7.8 J	+	2.0	5.0	PPBV	S
L625295-05	R-073A-50	3/14/2013	GS-N	TO15	Dichlorodifluoromethane	140	J	140 J	+	2.7	16	PPBV	S
L625295-05	R-073A-50	3/14/2013	GS-N	TO15	1,4-Dichlorobenzene	180	J	180 J	+	1.9	5.0	PPBV	S

Broadway & Pantano Air Sampling Event

Qualified Results Table

Lab Sample ID	Sample ID	Sample Collection Date	Type	Method	Parameter	Original Value	Qualifier	New Value	Bias	MDL	RL	Units	Reason
L625295-05	R-073A-50	3/14/2013	GS-N	TO15	cis-1,2-Dichloroethylene	150	J	150 J	+	1.2	5.0	PPBV	S
L625295-05	R-073A-50	3/14/2013	GS-N	TO15	1,2-Dichloroethane	5.4	J	5.4 J	+	1.6	5.0	PPBV	S
L625295-05	R-073A-50	3/14/2013	GS-N	TO15	1,2-Dichlorobenzene	5.7	J	5.7 J	+	1.9	5.0	PPBV	S

Matrix / Sample Type

Matrix	Matrix Description	Sample Code	Sample Code Description
GS	SOIL GAS	FD	Field Duplicate
GS	SOIL GAS	N	Normal Environmental Sample

Data Qualifier Definitions

Flag	Description
J	Estimated: The analyte was positively identified, the quantitation is an estimation due to discrepancies in meeting certain analyte-specific quality control criteria.

Reason and Comment Code Definitions

Code	Description
D5	Field Duplicate RPD
S	Surrogate recovery out of criteria (upper or lower limit)

Broadway & Pantano Air Sampling Event

Qualified Results Table

Lab Sample ID	Sample ID	Sample Collection Date	Type	Method	Parameter	Original Value	Qualifier	New Value	Bias	MDL	RL	Units	Reason
L625531-02	R-074A-100	3/15/2013	GS-N	TO15	Benzene	ND	UJ	ND UJ	-	0.46	1.6	PPBV	P
L625531-02	R-074A-100	3/15/2013	GS-N	TO15	Toluene	4.9	J	4.9 J	-	0.56	1.6	PPBV	P
L625531-02	R-074A-100	3/15/2013	GS-N	TO15	Chlorobenzene	ND	UJ	ND UJ	-	0.60	1.6	PPBV	P
L625531-02	R-074A-100	3/15/2013	GS-N	TO15	Chloroethane	ND	UJ	ND UJ	-	0.40	1.6	PPBV	P
L625531-02	R-074A-100	3/15/2013	GS-N	TO15	Chloromethane	32.0	J	32.0 J	-	0.22	1.6	PPBV	P
L625531-02	R-074A-100	3/15/2013	GS-N	TO15	Carbon Tetrachloride	ND	UJ	ND UJ	-	0.35	1.6	PPBV	P
L625531-02	R-074A-100	3/15/2013	GS-N	TO15	1,1-Dichloroethane	ND	UJ	ND UJ	-	0.40	1.6	PPBV	P
L625531-02	R-074A-100	3/15/2013	GS-N	TO15	1,2-Dichloroethane	ND	UJ	ND UJ	-	0.50	1.6	PPBV	P
L625531-02	R-074A-100	3/15/2013	GS-N	TO15	1,2-Dichlorobenzene	ND	UJ	ND UJ	-	0.62	1.6	PPBV	P
L625531-02	R-074A-100	3/15/2013	GS-N	TO15	1,3-Dichlorobenzene	ND	UJ	ND UJ	-	0.64	1.6	PPBV	P
L625531-02	R-074A-100	3/15/2013	GS-N	TO15	1,4-Dichlorobenzene	4.8	J	4.8 J	-	0.61	1.6	PPBV	P
L625531-02	R-074A-100	3/15/2013	GS-N	TO15	1,1-Dichloroethene	ND	UJ	ND UJ	-	0.31	1.6	PPBV	P
L625531-02	R-074A-100	3/15/2013	GS-N	TO15	cis-1,2-Dichloroethylene	ND	UJ	ND UJ	-	0.38	1.6	PPBV	P
L625531-02	R-074A-100	3/15/2013	GS-N	TO15	trans-1,2-Dichloroethene	ND	UJ	ND UJ	-	0.35	1.6	PPBV	P
L625531-02	R-074A-100	3/15/2013	GS-N	TO15	cis-1,3-Dichloropropene	ND	UJ	ND UJ	-	0.64	1.6	PPBV	P
L625531-02	R-074A-100	3/15/2013	GS-N	TO15	trans-1,3-Dichloropropene	ND	UJ	ND UJ	-	0.81	1.6	PPBV	P
L625531-02	R-074A-100	3/15/2013	GS-N	TO15	1,2-Dichloropropane	ND	UJ	ND UJ	-	0.54	1.6	PPBV	P
L625531-02	R-074A-100	3/15/2013	GS-N	TO15	1,2-Dichlorotetrafluoroethane	81.0	J	81.0 J	-	0.22	1.6	PPBV	P
L625531-02	R-074A-100	3/15/2013	GS-N	TO15	Ethylbenzene	ND	UJ	ND UJ	-	0.63	1.6	PPBV	P
L625531-02	R-074A-100	3/15/2013	GS-N	TO15	1,2-Dibromoethane (EDB)	ND	UJ	ND UJ	-	0.64	1.6	PPBV	P
L625531-02	R-074A-100	3/15/2013	GS-N	TO15	Trichlorofluoromethane	2.3	J	2.3 J	-	0.28	1.6	PPBV	P
L625531-02	R-074A-100	3/15/2013	GS-N	TO15	1,1,2-Trichloro-1,2,2-trifluoroethane	ND	UJ	ND UJ	-	0.31	1.6	PPBV	P
L625531-02	R-074A-100	3/15/2013	GS-N	TO15	Dichlorodifluoromethane	160	J	160 J	-	2.7	16	PPBV	P
L625531-02	R-074A-100	3/15/2013	GS-N	TO15	Hexachlorobutadiene	ND	UJ	ND UJ	-	0.61	5.0	PPBV	P
L625531-02	R-074A-100	3/15/2013	GS-N	TO15	Methylene Chloride	1.7	J	1.7 J	-	0.35	1.6	PPBV	P
L625531-02	R-074A-100	3/15/2013	GS-N	TO15	1,1,2,2-Tetrachloroethane	ND	UJ	ND UJ	-	0.63	1.6	PPBV	P
L625531-02	R-074A-100	3/15/2013	GS-N	TO15	Tetrachloroethene (PCE)	7.9	J	7.9 J	-	0.41	1.6	PPBV	P
L625531-02	R-074A-100	3/15/2013	GS-N	TO15	Styrene	ND	UJ	ND UJ	-	0.60	1.6	PPBV	P
L625531-02	R-074A-100	3/15/2013	GS-N	TO15	1,1,1-Trichloroethane	ND	UJ	ND UJ	-	0.40	1.6	PPBV	P
L625531-02	R-074A-100	3/15/2013	GS-N	TO15	1,1,2-Trichloroethane	ND	UJ	ND UJ	-	0.59	1.6	PPBV	P
L625531-02	R-074A-100	3/15/2013	GS-N	TO15	1,2,4-Trichlorobenzene	ND	UJ	ND UJ	-	0.41	5.0	PPBV	P
L625531-02	R-074A-100	3/15/2013	GS-N	TO15	Trichloroethene (TCE)	ND	UJ	ND UJ	-	0.47	1.6	PPBV	P
L625531-02	R-074A-100	3/15/2013	GS-N	TO15	Chloroform	ND	UJ	ND UJ	-	0.40	1.6	PPBV	P
L625531-02	R-074A-100	3/15/2013	GS-N	TO15	1,2,4-Trimethylbenzene	ND	UJ	ND UJ	-	0.66	1.6	PPBV	P
L625531-02	R-074A-100	3/15/2013	GS-N	TO15	1,3,5-Trimethylbenzene	ND	UJ	ND UJ	-	0.58	1.6	PPBV	P
L625531-02	R-074A-100	3/15/2013	GS-N	TO15	Vinyl Chloride	ND	UJ	ND UJ	-	0.25	1.6	PPBV	P

Broadway & Pantano Air Sampling Event

Qualified Results Table

Lab Sample ID	Sample ID	Sample Collection Date	Type	Method	Parameter	Original Value	Qualifier	New Value	Bias	MDL	RL	Units	Reason
L625531-02	R-074A-100	3/15/2013	GS-N	TO15	Bromomethane	ND	UJ	ND UJ	-	0.30	1.6	PPBV	P
L625531-02	R-074A-100	3/15/2013	GS-N	TO15	Xylenes, Total	ND	UJ	ND UJ	-	1.2	4.8	PPBV	P
L625531-01	R-074A-50	3/15/2013	GS-N	TO15	Bromomethane	ND	UJ	ND UJ	-	0.30	1.6	PPBV	P
L625531-01	R-074A-50	3/15/2013	GS-N	TO15	Benzene	ND	UJ	ND UJ	-	0.46	1.6	PPBV	P
L625531-01	R-074A-50	3/15/2013	GS-N	TO15	Vinyl Chloride	ND	UJ	ND UJ	-	0.25	1.6	PPBV	P
L625531-01	R-074A-50	3/15/2013	GS-N	TO15	Xylenes, Total	ND	UJ	ND UJ	-	1.2	4.8	PPBV	P
L625531-01	R-074A-50	3/15/2013	GS-N	TO15	1,2,4-Trimethylbenzene	ND	UJ	ND UJ	-	0.66	1.6	PPBV	P
L625531-01	R-074A-50	3/15/2013	GS-N	TO15	1,3,5-Trimethylbenzene	ND	UJ	ND UJ	-	0.58	1.6	PPBV	P
L625531-01	R-074A-50	3/15/2013	GS-N	TO15	Trichloroethene (TCE)	ND	UJ	ND UJ	-	0.47	1.6	PPBV	P
L625531-01	R-074A-50	3/15/2013	GS-N	TO15	Chloroform	ND	UJ	ND UJ	-	0.40	1.6	PPBV	P
L625531-01	R-074A-50	3/15/2013	GS-N	TO15	1,1,2-Trichloroethane	ND	UJ	ND UJ	-	0.59	1.6	PPBV	P
L625531-01	R-074A-50	3/15/2013	GS-N	TO15	1,2,4-Trichlorobenzene	ND	UJ	ND UJ	-	0.41	5.0	PPBV	P
L625531-01	R-074A-50	3/15/2013	GS-N	TO15	Styrene	ND	UJ	ND UJ	-	0.60	1.6	PPBV	P
L625531-01	R-074A-50	3/15/2013	GS-N	TO15	1,1,1-Trichloroethane	ND	UJ	ND UJ	-	0.40	1.6	PPBV	P
L625531-01	R-074A-50	3/15/2013	GS-N	TO15	1,1,2,2-Tetrachloroethane	ND	UJ	ND UJ	-	0.63	1.6	PPBV	P
L625531-01	R-074A-50	3/15/2013	GS-N	TO15	Tetrachloroethene (PCE)	3.5	J	3.5 J	-	0.41	1.6	PPBV	P
L625531-01	R-074A-50	3/15/2013	GS-N	TO15	Hexachlorobutadiene	ND	UJ	ND UJ	-	0.61	5.0	PPBV	P
L625531-01	R-074A-50	3/15/2013	GS-N	TO15	Methylene Chloride	ND	UJ	ND UJ	-	0.35	1.6	PPBV	P
L625531-01	R-074A-50	3/15/2013	GS-N	TO15	1,1,2-Trichloro-1,2,2-trifluoroethane	ND	UJ	ND UJ	-	0.31	1.6	PPBV	P
L625531-01	R-074A-50	3/15/2013	GS-N	TO15	Dichlorodifluoromethane	160	J	160 J	-	0.27	1.6	PPBV	P
L625531-01	R-074A-50	3/15/2013	GS-N	TO15	1,2-Dibromoethane (EDB)	ND	UJ	ND UJ	-	0.64	1.6	PPBV	P
L625531-01	R-074A-50	3/15/2013	GS-N	TO15	Trichlorofluoromethane	ND	UJ	ND UJ	-	0.28	1.6	PPBV	P
L625531-01	R-074A-50	3/15/2013	GS-N	TO15	1,2-Dichlorotetrafluoroethane	32.0	J	32.0 J	-	0.22	1.6	PPBV	P
L625531-01	R-074A-50	3/15/2013	GS-N	TO15	Ethylbenzene	ND	UJ	ND UJ	-	0.63	1.6	PPBV	P
L625531-01	R-074A-50	3/15/2013	GS-N	TO15	trans-1,3-Dichloropropene	ND	UJ	ND UJ	-	0.81	1.6	PPBV	P
L625531-01	R-074A-50	3/15/2013	GS-N	TO15	1,2-Dichloropropane	ND	UJ	ND UJ	-	0.54	1.6	PPBV	P
L625531-01	R-074A-50	3/15/2013	GS-N	TO15	trans-1,2-Dichloroethene	ND	UJ	ND UJ	-	0.35	1.6	PPBV	P
L625531-01	R-074A-50	3/15/2013	GS-N	TO15	cis-1,3-Dichloropropene	ND	UJ	ND UJ	-	0.64	1.6	PPBV	P
L625531-01	R-074A-50	3/15/2013	GS-N	TO15	1,1-Dichloroethene	ND	UJ	ND UJ	-	0.31	1.6	PPBV	P
L625531-01	R-074A-50	3/15/2013	GS-N	TO15	cis-1,2-Dichloroethylene	ND	UJ	ND UJ	-	0.38	1.6	PPBV	P
L625531-01	R-074A-50	3/15/2013	GS-N	TO15	1,3-Dichlorobenzene	ND	UJ	ND UJ	-	0.64	1.6	PPBV	P
L625531-01	R-074A-50	3/15/2013	GS-N	TO15	1,4-Dichlorobenzene	ND	UJ	ND UJ	-	0.61	1.6	PPBV	P
L625531-01	R-074A-50	3/15/2013	GS-N	TO15	1,2-Dichloroethane	ND	UJ	ND UJ	-	0.50	1.6	PPBV	P
L625531-01	R-074A-50	3/15/2013	GS-N	TO15	1,2-Dichlorobenzene	ND	UJ	ND UJ	-	0.62	1.6	PPBV	P
L625531-01	R-074A-50	3/15/2013	GS-N	TO15	Carbon Tetrachloride	ND	UJ	ND UJ	-	0.35	1.6	PPBV	P
L625531-01	R-074A-50	3/15/2013	GS-N	TO15	1,1-Dichloroethane	ND	UJ	ND UJ	-	0.40	1.6	PPBV	P

Broadway & Pantano Air Sampling Event

Qualified Results Table

Lab Sample ID	Sample ID	Sample Collection Date	Type	Method	Parameter	Original Value	Qualifier	New Value	Bias	MDL	RL	Units	Reason
L625531-01	R-074A-50	3/15/2013	GS-N	TO15	Chloroethane	ND	UJ	ND UJ	-	0.40	1.6	PPBV	P
L625531-01	R-074A-50	3/15/2013	GS-N	TO15	Chloromethane	3.2	J	3.2 J	-	0.22	1.6	PPBV	P
L625531-01	R-074A-50	3/15/2013	GS-N	TO15	Toluene	10.0	J	10.0 J	-	0.56	1.6	PPBV	P
L625531-01	R-074A-50	3/15/2013	GS-N	TO15	Chlorobenzene	ND	UJ	ND UJ	-	0.60	1.6	PPBV	P

Matrix / Sample Type

Matrix	Matrix Description	Sample Code	Sample Code Description
GS	SOIL GAS	N	Normal Environmental Sample

Data Qualifier Definitions

Flag	Description
UJ	The analyte was not detected; however, the result is estimated due to discrepancies in meeting certain analyte-specific quality control criteria.
J	Estimated: The analyte was positively identified, the quantitation is an estimation due to discrepancies in meeting certain analyte-specific quality control criteria.

Reason and Comment Code Definitions

Code	Description

Broadway & Pantano Air Sampling Event

Qualified Results Table

Lab Sample ID	Sample ID	Sample Collection Date	Type	Method	Parameter	Original Value	Qualifier	New Value	Bias	MDL	RL	Units	Reason

P Sample preservation/collection requirement not met.

APPENDIX I5

FIELD DUPLICATE TABLES

Broadway & Pantano Air Sampling Event
Field Duplicate Report By SDG
CLRCK
CLRCK QAPP
Field Duplicates for SDG: ERPIMS2001_L621182

Location	Analysis
PRUD-17	TO15

Field ID - Primary/Field Dup		Lab ID - Primary/Field Dup		Analyte	Primary Result	FD Result	RL	RPD	RPD Check	RL Check
PRUD-17-10	/ PRUD-17-100	L621182-09	/ L621182-10	1,1,1-Trichloroethane	ND	ND	0.400	NA	NA	OK
PRUD-17-10	/ PRUD-17-100	L621182-09	/ L621182-10	1,1,2,2-Tetrachloroethane	ND	ND	0.400	NA	NA	OK
PRUD-17-10	/ PRUD-17-100	L621182-09	/ L621182-10	1,1,2-Trichloro-1,2,2-trifluoroethane	ND	ND	0.400	NA	NA	OK
PRUD-17-10	/ PRUD-17-100	L621182-09	/ L621182-10	1,1,2-Trichloroethane	ND	ND	0.400	NA	NA	OK
PRUD-17-10	/ PRUD-17-100	L621182-09	/ L621182-10	1,1-Dichloroethane	ND	ND	0.400	NA	NA	OK
PRUD-17-10	/ PRUD-17-100	L621182-09	/ L621182-10	1,1-Dichloroethene	ND	ND	0.400	NA	NA	OK
PRUD-17-10	/ PRUD-17-100	L621182-09	/ L621182-10	1,2,4-Trichlorobenzene	ND	ND	1.30	NA	NA	OK
PRUD-17-10	/ PRUD-17-100	L621182-09	/ L621182-10	1,2,4-Trimethylbenzene	0.780	1.40	0.400	56.9	NA	OK
PRUD-17-10	/ PRUD-17-100	L621182-09	/ L621182-10	1,2-Dibromoethane (EDB)	ND	ND	0.400	NA	NA	OK
PRUD-17-10	/ PRUD-17-100	L621182-09	/ L621182-10	1,2-Dichlorobenzene	ND	ND	0.400	NA	NA	OK
PRUD-17-10	/ PRUD-17-100	L621182-09	/ L621182-10	1,2-Dichloroethane	ND	ND	0.400	NA	NA	OK
PRUD-17-10	/ PRUD-17-100	L621182-09	/ L621182-10	1,2-Dichloropropane	ND	ND	0.400	NA	NA	OK
PRUD-17-10	/ PRUD-17-100	L621182-09	/ L621182-10	1,2-Dichlorotetrafluoroethane	ND	ND	0.400	NA	NA	OK
PRUD-17-10	/ PRUD-17-100	L621182-09	/ L621182-10	1,3,5-Trimethylbenzene	ND	ND	0.400	NA	NA	OK

Broadway & Pantano Air Sampling Event
Field Duplicate Report By SDG
CLRCK
CLRCK QAPP
Field Duplicates for SDG: ERPIMS2001_L621182

Location	Analysis
PRUD-17	TO15

Field ID - Primary/Field Dup		Lab ID - Primary/Field Dup		Analyte	Primary Result	FD Result	RL	RPD	RPD Check	RL Check
PRUD-17-10	/ PRUD-17-100	L621182-09	/ L621182-10	1,3-Dichlorobenzene	ND	ND	0.400	NA	NA	OK
PRUD-17-10	/ PRUD-17-100	L621182-09	/ L621182-10	1,4-Dichlorobenzene	ND	ND	0.400	NA	NA	OK
PRUD-17-10	/ PRUD-17-100	L621182-09	/ L621182-10	Benzene	ND	ND	0.400	NA	NA	OK
PRUD-17-10	/ PRUD-17-100	L621182-09	/ L621182-10	Bromomethane	ND	ND	0.400	NA	NA	OK
PRUD-17-10	/ PRUD-17-100	L621182-09	/ L621182-10	Carbon Tetrachloride	ND	ND	0.400	NA	NA	OK
PRUD-17-10	/ PRUD-17-100	L621182-09	/ L621182-10	Chlorobenzene	ND	ND	0.400	NA	NA	OK
PRUD-17-10	/ PRUD-17-100	L621182-09	/ L621182-10	Chloroethane	ND	ND	0.400	NA	NA	OK
PRUD-17-10	/ PRUD-17-100	L621182-09	/ L621182-10	Chloroform	0.970	0.850	0.400	13.2	NA	OK
PRUD-17-10	/ PRUD-17-100	L621182-09	/ L621182-10	Chloromethane	ND	ND	0.400	NA	NA	OK
PRUD-17-10	/ PRUD-17-100	L621182-09	/ L621182-10	cis-1,2-Dichloroethylene	ND	ND	0.400	NA	NA	OK
PRUD-17-10	/ PRUD-17-100	L621182-09	/ L621182-10	cis-1,3-Dichloropropene	ND	ND	0.400	NA	NA	OK
PRUD-17-10	/ PRUD-17-100	L621182-09	/ L621182-10	Dichlorodifluoromethane	ND	0.680	0.400	NA	NA	OK
PRUD-17-10	/ PRUD-17-100	L621182-09	/ L621182-10	Ethylbenzene	0.900	0.990	0.400	9.52	NA	OK
PRUD-17-10	/ PRUD-17-100	L621182-09	/ L621182-10	Hexachlorobutadiene	ND	ND	1.30	NA	NA	OK

Broadway & Pantano Air Sampling Event
Field Duplicate Report By SDG
CLRCK
CLRCK QAPP
Field Duplicates for SDG: ERPIMS2001_L621182

Location	Analysis
PRUD-17	TO15

Field ID - Primary/Field Dup		Lab ID - Primary/Field Dup		Analyte	Primary Result	FD Result	RL	RPD	RPD Check	RL Check
PRUD-17-10	/ PRUD-17-100	L621182-09	/ L621182-10	Isopropanol	3.10	3.40	2.50	9.23	NA	OK
PRUD-17-10	/ PRUD-17-100	L621182-09	/ L621182-10	Methylene Chloride	ND	0.670	0.400	NA	NA	OK
PRUD-17-10	/ PRUD-17-100	L621182-09	/ L621182-10	Styrene	1.60	1.80	0.400	11.8	NA	OK
PRUD-17-10	/ PRUD-17-100	L621182-09	/ L621182-10	Tetrachloroethene (PCE)	2.00	1.80	0.400	10.5	NA	OK
PRUD-17-10	/ PRUD-17-100	L621182-09	/ L621182-10	Toluene	2.60	3.10	0.400	17.5	OK	NA
PRUD-17-10	/ PRUD-17-100	L621182-09	/ L621182-10	trans-1,2-Dichloroethene	ND	ND	0.400	NA	NA	OK
PRUD-17-10	/ PRUD-17-100	L621182-09	/ L621182-10	trans-1,3-Dichloropropene	ND	ND	0.400	NA	NA	OK
PRUD-17-10	/ PRUD-17-100	L621182-09	/ L621182-10	Trichloroethene (TCE)	ND	ND	0.400	NA	NA	OK
PRUD-17-10	/ PRUD-17-100	L621182-09	/ L621182-10	Trichlorofluoromethane	ND	ND	0.400	NA	NA	OK
PRUD-17-10	/ PRUD-17-100	L621182-09	/ L621182-10	Vinyl Chloride	ND	ND	0.400	NA	NA	OK
PRUD-17-10	/ PRUD-17-100	L621182-09	/ L621182-10	Xylenes, Total	3.60	4.20	1.20	15.4	NA	OK

Broadway & Pantano Air Sampling Event
Field Duplicate Report By SDG
CLRCK
CLRCK QAPP
Field Duplicates for SDG: ERPIMS2001_L621998

Location	**Analysis**
BSL-2013-05	TO15

Field ID - Primary/Field Dup		Lab ID - Primary/Field Dup		Analyte	Primary Result	FD Result	RL	RPD	RPD Check	RL Check
BSL-2013-05	/ BSL-2013-050	L621998-12	/ L621998-05	1,1,1-Trichloroethane	ND	ND	0.400	NA	NA	OK
BSL-2013-05	/ BSL-2013-050	L621998-12	/ L621998-05	1,1,2,2-Tetrachloroethane	ND	ND	0.400	NA	NA	OK
BSL-2013-05	/ BSL-2013-050	L621998-12	/ L621998-05	1,1,2-Trichloro-1,2,2-trifluoroethane	ND	ND	0.400	NA	NA	OK
BSL-2013-05	/ BSL-2013-050	L621998-12	/ L621998-05	1,1,2-Trichloroethane	ND	ND	0.400	NA	NA	OK
BSL-2013-05	/ BSL-2013-050	L621998-12	/ L621998-05	1,1-Dichloroethane	ND	ND	0.400	NA	NA	OK
BSL-2013-05	/ BSL-2013-050	L621998-12	/ L621998-05	1,1-Dichloroethene	ND	ND	0.400	NA	NA	OK
BSL-2013-05	/ BSL-2013-050	L621998-12	/ L621998-05	1,2,4-Trichlorobenzene	ND	ND	1.30	NA	NA	OK
BSL-2013-05	/ BSL-2013-050	L621998-12	/ L621998-05	1,2,4-Trimethylbenzene	ND	ND	0.400	NA	NA	OK
BSL-2013-05	/ BSL-2013-050	L621998-12	/ L621998-05	1,2-Dibromoethane (EDB)	ND	ND	0.400	NA	NA	OK
BSL-2013-05	/ BSL-2013-050	L621998-12	/ L621998-05	1,2-Dichlorobenzene	ND	ND	0.400	NA	NA	OK
BSL-2013-05	/ BSL-2013-050	L621998-12	/ L621998-05	1,2-Dichloroethane	ND	ND	0.400	NA	NA	OK
BSL-2013-05	/ BSL-2013-050	L621998-12	/ L621998-05	1,2-Dichloropropane	ND	ND	0.400	NA	NA	OK
BSL-2013-05	/ BSL-2013-050	L621998-12	/ L621998-05	1,2-Dichlorotetrafluoroethane	6.60	7.90	0.400	17.9	OK	NA
BSL-2013-05	/ BSL-2013-050	L621998-12	/ L621998-05	1,3,5-Trimethylbenzene	ND	ND	0.400	NA	NA	OK

Broadway & Pantano Air Sampling Event
Field Duplicate Report By SDG
CLRCK
CLRCK QAPP
Field Duplicates for SDG: ERPIMS2001_L621998

Location	**Analysis**
BSL-2013-05	TO15

Field ID - Primary/Field Dup		Lab ID - Primary/Field Dup		Analyte	Primary Result	FD Result	RL	RPD	RPD Check	RL Check
BSL-2013-05	/ BSL-2013-050	L621998-12	/ L621998-05	1,3-Dichlorobenzene	ND	ND	0.400	NA	NA	OK
BSL-2013-05	/ BSL-2013-050	L621998-12	/ L621998-05	1,4-Dichlorobenzene	ND	ND	0.400	NA	NA	OK
BSL-2013-05	/ BSL-2013-050	L621998-12	/ L621998-05	Benzene	1.90	2.20	0.400	14.6	NA	OK
BSL-2013-05	/ BSL-2013-050	L621998-12	/ L621998-05	Bromomethane	ND	ND	0.400	NA	NA	OK
BSL-2013-05	/ BSL-2013-050	L621998-12	/ L621998-05	Carbon Tetrachloride	ND	ND	0.400	NA	NA	OK
BSL-2013-05	/ BSL-2013-050	L621998-12	/ L621998-05	Chlorobenzene	ND	ND	0.400	NA	NA	OK
BSL-2013-05	/ BSL-2013-050	L621998-12	/ L621998-05	Chloroethane	ND	ND	0.400	NA	NA	OK
BSL-2013-05	/ BSL-2013-050	L621998-12	/ L621998-05	Chloroform	ND	ND	0.400	NA	NA	OK
BSL-2013-05	/ BSL-2013-050	L621998-12	/ L621998-05	Chloromethane	ND	ND	0.400	NA	NA	OK
BSL-2013-05	/ BSL-2013-050	L621998-12	/ L621998-05	cis-1,2-Dichloroethylene	ND	ND	0.400	NA	NA	OK
BSL-2013-05	/ BSL-2013-050	L621998-12	/ L621998-05	cis-1,3-Dichloropropene	ND	ND	0.400	NA	NA	OK
BSL-2013-05	/ BSL-2013-050	L621998-12	/ L621998-05	Dichlorodifluoromethane	10.0	7.10	0.400	33.9	OK	NA
BSL-2013-05	/ BSL-2013-050	L621998-12	/ L621998-05	Ethylbenzene	11.0	13.0	0.400	16.7	OK	NA
BSL-2013-05	/ BSL-2013-050	L621998-12	/ L621998-05	Hexachlorobutadiene	ND	ND	1.30	NA	NA	OK

Broadway & Pantano Air Sampling Event
Field Duplicate Report By SDG
CLRCK
CLRCK QAPP
Field Duplicates for SDG: ERPIMS2001_L621998

Location	Analysis
BSL-2013-05	TO15

Field ID - Primary/Field Dup		Lab ID - Primary/Field Dup		Analyte	Primary Result	FD Result	RL	RPD	RPD Check	RL Check
BSL-2013-05	/ BSL-2013-050	L621998-12	/ L621998-05	Isopropanol	ND	ND	2.50	NA	NA	OK
BSL-2013-05	/ BSL-2013-050	L621998-12	/ L621998-05	Methylene Chloride	1.60	0.660	0.400	83.2	NA	OK
BSL-2013-05	/ BSL-2013-050	L621998-12	/ L621998-05	Styrene	38.0	43.0	1.60	12.3	OK	NA
BSL-2013-05	/ BSL-2013-050	L621998-12	/ L621998-05	Tetrachloroethene (PCE)	1.20	1.20	0.400	0.00	NA	OK
BSL-2013-05	/ BSL-2013-050	L621998-12	/ L621998-05	Toluene	3.20	3.80	0.400	17.1	OK	NA
BSL-2013-05	/ BSL-2013-050	L621998-12	/ L621998-05	trans-1,2-Dichloroethene	ND	ND	0.400	NA	NA	OK
BSL-2013-05	/ BSL-2013-050	L621998-12	/ L621998-05	trans-1,3-Dichloropropene	ND	ND	0.400	NA	NA	OK
BSL-2013-05	/ BSL-2013-050	L621998-12	/ L621998-05	Trichloroethene (TCE)	ND	ND	0.400	NA	NA	OK
BSL-2013-05	/ BSL-2013-050	L621998-12	/ L621998-05	Trichlorofluoromethane	ND	ND	0.400	NA	NA	OK
BSL-2013-05	/ BSL-2013-050	L621998-12	/ L621998-05	Vinyl Chloride	ND	ND	0.400	NA	NA	OK
BSL-2013-05	/ BSL-2013-050	L621998-12	/ L621998-05	Xylenes, Total	1.90	2.20	1.20	14.6	NA	OK

Broadway & Pantano Air Sampling Event
Field Duplicate Report By SDG
CLRCK
CLRCK QAPP
Field Duplicates for SDG: ERPIMS2001_L622459

Location	**Analysis**
BSL-2013-03	TO15

Field ID - Primary/Field Dup		Lab ID - Primary/Field Dup		Analyte	Primary Result	FD Result	RL	RPD	RPD Check	RL Check
BSL-2013-03	/ BSL-2013-030	L622459-02	/ L622459-03	1,1,1-Trichloroethane	ND	ND	1.60	NA	NA	OK
BSL-2013-03	/ BSL-2013-030	L622459-02	/ L622459-03	1,1,2,2-Tetrachloroethane	ND	ND	1.60	NA	NA	OK
BSL-2013-03	/ BSL-2013-030	L622459-02	/ L622459-03	1,1,2-Trichloro-1,2,2-trifluoroethane	ND	ND	1.60	NA	NA	OK
BSL-2013-03	/ BSL-2013-030	L622459-02	/ L622459-03	1,1,2-Trichloroethane	ND	ND	1.60	NA	NA	OK
BSL-2013-03	/ BSL-2013-030	L622459-02	/ L622459-03	1,1-Dichloroethane	ND	ND	1.60	NA	NA	OK
BSL-2013-03	/ BSL-2013-030	L622459-02	/ L622459-03	1,1-Dichloroethene	ND	ND	1.60	NA	NA	OK
BSL-2013-03	/ BSL-2013-030	L622459-02	/ L622459-03	1,2,4-Trichlorobenzene	ND	ND	5.00	NA	NA	OK
BSL-2013-03	/ BSL-2013-030	L622459-02	/ L622459-03	1,2,4-Trimethylbenzene	3.30	ND	1.60	NA	NA	OK
BSL-2013-03	/ BSL-2013-030	L622459-02	/ L622459-03	1,2-Dibromoethane (EDB)	ND	ND	1.60	NA	NA	OK
BSL-2013-03	/ BSL-2013-030	L622459-02	/ L622459-03	1,2-Dichlorobenzene	ND	ND	1.60	NA	NA	OK
BSL-2013-03	/ BSL-2013-030	L622459-02	/ L622459-03	1,2-Dichloroethane	ND	ND	1.60	NA	NA	OK
BSL-2013-03	/ BSL-2013-030	L622459-02	/ L622459-03	1,2-Dichloropropane	ND	ND	1.60	NA	NA	OK
BSL-2013-03	/ BSL-2013-030	L622459-02	/ L622459-03	1,2-Dichlorotetrafluoroethane	7.10	4.60	1.60	42.7	NA	OK
BSL-2013-03	/ BSL-2013-030	L622459-02	/ L622459-03	1,3,5-Trimethylbenzene	ND	ND	1.60	NA	NA	OK

Broadway & Pantano Air Sampling Event
Field Duplicate Report By SDG
CLRCK
CLRCK QAPP
Field Duplicates for SDG: ERPIMS2001_L622459

Location	Analysis
BSL-2013-03	TO15

Field ID - Primary/Field Dup		Lab ID - Primary/Field Dup		Analyte	Primary Result	FD Result	RL	RPD	RPD Check	RL Check
BSL-2013-03	/ BSL-2013-030	L622459-02	/ L622459-03	1,3-Dichlorobenzene	ND	ND	1.60	NA	NA	OK
BSL-2013-03	/ BSL-2013-030	L622459-02	/ L622459-03	1,4-Dichlorobenzene	ND	ND	1.60	NA	NA	OK
BSL-2013-03	/ BSL-2013-030	L622459-02	/ L622459-03	Benzene	9.40	6.40	1.60	38.0	OK	NA
BSL-2013-03	/ BSL-2013-030	L622459-02	/ L622459-03	Bromomethane	ND	ND	1.60	NA	NA	OK
BSL-2013-03	/ BSL-2013-030	L622459-02	/ L622459-03	Carbon Tetrachloride	ND	ND	1.60	NA	NA	OK
BSL-2013-03	/ BSL-2013-030	L622459-02	/ L622459-03	Chlorobenzene	ND	ND	1.60	NA	NA	OK
BSL-2013-03	/ BSL-2013-030	L622459-02	/ L622459-03	Chloroethane	ND	ND	1.60	NA	NA	OK
BSL-2013-03	/ BSL-2013-030	L622459-02	/ L622459-03	Chloroform	ND	ND	1.60	NA	NA	OK
BSL-2013-03	/ BSL-2013-030	L622459-02	/ L622459-03	Chloromethane	ND	ND	1.60	NA	NA	OK
BSL-2013-03	/ BSL-2013-030	L622459-02	/ L622459-03	cis-1,2-Dichloroethylene	4.20	3.00	1.60	33.3	NA	OK
BSL-2013-03	/ BSL-2013-030	L622459-02	/ L622459-03	cis-1,3-Dichloropropene	ND	ND	1.60	NA	NA	OK
BSL-2013-03	/ BSL-2013-030	L622459-02	/ L622459-03	Dichlorodifluoromethane	13.0	8.10	1.60	46.4	OK	NA
BSL-2013-03	/ BSL-2013-030	L622459-02	/ L622459-03	Ethylbenzene	ND	0.920	1.60	NA	NA	OK
BSL-2013-03	/ BSL-2013-030	L622459-02	/ L622459-03	Hexachlorobutadiene	ND	ND	5.00	NA	NA	OK

Broadway & Pantano Air Sampling Event
Field Duplicate Report By SDG
CLRCK
CLRCK QAPP
Field Duplicates for SDG: ERPIMS2001_L622459

Location	Analysis
BSL-2013-03	TO15

Field ID - Primary/Field Dup		Lab ID - Primary/Field Dup		Analyte	Primary Result	FD Result	RL	RPD	RPD Check	RL Check
BSL-2013-03	/ BSL-2013-030	L622459-02	/ L622459-03	Isopropanol	ND	4.20	10.0	NA	NA	OK
BSL-2013-03	/ BSL-2013-030	L622459-02	/ L622459-03	Methylene Chloride	3.80	1.80	1.60	71.4	NA	OK
BSL-2013-03	/ BSL-2013-030	L622459-02	/ L622459-03	Styrene	ND	0.450	1.60	NA	NA	OK
BSL-2013-03	/ BSL-2013-030	L622459-02	/ L622459-03	Tetrachloroethene (PCE)	ND	ND	1.60	NA	NA	OK
BSL-2013-03	/ BSL-2013-030	L622459-02	/ L622459-03	Toluene	6.10	4.40	1.60	32.4	NA	OK
BSL-2013-03	/ BSL-2013-030	L622459-02	/ L622459-03	trans-1,2-Dichloroethene	ND	ND	1.60	NA	NA	OK
BSL-2013-03	/ BSL-2013-030	L622459-02	/ L622459-03	trans-1,3-Dichloropropene	ND	ND	1.60	NA	NA	OK
BSL-2013-03	/ BSL-2013-030	L622459-02	/ L622459-03	Trichloroethene (TCE)	ND	ND	1.60	NA	NA	OK
BSL-2013-03	/ BSL-2013-030	L622459-02	/ L622459-03	Trichlorofluoromethane	ND	ND	1.60	NA	NA	OK
BSL-2013-03	/ BSL-2013-030	L622459-02	/ L622459-03	Vinyl Chloride	2.60	1.50	1.60	53.7	NA	OK
BSL-2013-03	/ BSL-2013-030	L622459-02	/ L622459-03	Xylenes, Total	ND	1.90	4.80	NA	NA	OK

Broadway & Pantano Air Sampling Event
Field Duplicate Report By SDG
CLRCK
CLRCK QAPP
Field Duplicates for SDG: ERPIMS2001_L622783

Location	**Analysis**
BNL-2013-10	TO15

Field ID - Primary/Field Dup		Lab ID - Primary/Field Dup		Analyte	Primary Result	FD Result	RL	RPD	RPD Check	RL Check
BNL-2013-10	/ BNL-2013-100	L622783-03	/ L622783-04	1,1,1-Trichloroethane	ND	ND	1.6	NA	NA	OK
BNL-2013-10	/ BNL-2013-100	L622783-03	/ L622783-04	1,1,2,2-Tetrachloroethane	ND	ND	1.6	NA	NA	OK
BNL-2013-10	/ BNL-2013-100	L622783-03	/ L622783-04	1,1,2-Trichloro-1,2,2-trifluoroethane	ND	ND	1.6	NA	NA	OK
BNL-2013-10	/ BNL-2013-100	L622783-03	/ L622783-04	1,1,2-Trichloroethane	ND	ND	1.6	NA	NA	OK
BNL-2013-10	/ BNL-2013-100	L622783-03	/ L622783-04	1,1-Dichloroethane	ND	ND	1.6	NA	NA	OK
BNL-2013-10	/ BNL-2013-100	L622783-03	/ L622783-04	1,1-Dichloroethene	ND	ND	1.6	NA	NA	OK
BNL-2013-10	/ BNL-2013-100	L622783-03	/ L622783-04	1,2,4-Trichlorobenzene	ND	ND	5	NA	NA	OK
BNL-2013-10	/ BNL-2013-100	L622783-03	/ L622783-04	1,2,4-Trimethylbenzene	ND	0.86	1.6	NA	NA	OK
BNL-2013-10	/ BNL-2013-100	L622783-03	/ L622783-04	1,2-Dibromoethane (EDB)	ND	ND	1.6	NA	NA	OK
BNL-2013-10	/ BNL-2013-100	L622783-03	/ L622783-04	1,2-Dichlorobenzene	ND	ND	1.6	NA	NA	OK
BNL-2013-10	/ BNL-2013-100	L622783-03	/ L622783-04	1,2-Dichloroethane	ND	ND	1.6	NA	NA	OK
BNL-2013-10	/ BNL-2013-100	L622783-03	/ L622783-04	1,2-Dichloropropane	ND	ND	1.6	NA	NA	OK
BNL-2013-10	/ BNL-2013-100	L622783-03	/ L622783-04	1,2-Dichlorotetrafluoroethane	7	5.5	1.6	24.0	NA	OK
BNL-2013-10	/ BNL-2013-100	L622783-03	/ L622783-04	1,3,5-Trimethylbenzene	ND	ND	1.6	NA	NA	OK
BNL-2013-10	/ BNL-2013-100	L622783-03	/ L622783-04	1,3-Dichlorobenzene	ND	ND	1.6	NA	NA	OK
BNL-2013-10	/ BNL-2013-100	L622783-03	/ L622783-04	1,4-Dichlorobenzene	ND	ND	1.6	NA	NA	OK
BNL-2013-10	/ BNL-2013-100	L622783-03	/ L622783-04	Benzene	ND	ND	1.6	NA	NA	OK
BNL-2013-10	/ BNL-2013-100	L622783-03	/ L622783-04	Bromomethane	ND	ND	1.6	NA	NA	OK

Broadway & Pantano Air Sampling Event
Field Duplicate Report By SDG
CLRCK
CLRCK QAPP
Field Duplicates for SDG: ERPIMS2001_L622783

Location	**Analysis**
BNL-2013-10	TO15

Field ID - Primary/Field Dup		Lab ID - Primary/Field Dup		Analyte	Primary Result	FD Result	RL	RPD	RPD Check	RL Check
BNL-2013-10	/ BNL-2013-100	L622783-03	/ L622783-04	Carbon Tetrachloride	ND	ND	1.6	NA	NA	OK
BNL-2013-10	/ BNL-2013-100	L622783-03	/ L622783-04	Chlorobenzene	ND	ND	1.6	NA	NA	OK
BNL-2013-10	/ BNL-2013-100	L622783-03	/ L622783-04	Chloroethane	ND	ND	1.6	NA	NA	OK
BNL-2013-10	/ BNL-2013-100	L622783-03	/ L622783-04	Chloroform	ND	ND	1.6	NA	NA	OK
BNL-2013-10	/ BNL-2013-100	L622783-03	/ L622783-04	Chloromethane	ND	ND	1.6	NA	NA	OK
BNL-2013-10	/ BNL-2013-100	L622783-03	/ L622783-04	cis-1,2-Dichloroethylene	ND	ND	1.6	NA	NA	OK
BNL-2013-10	/ BNL-2013-100	L622783-03	/ L622783-04	cis-1,3-Dichloropropene	ND	ND	1.6	NA	NA	OK
BNL-2013-10	/ BNL-2013-100	L622783-03	/ L622783-04	Dichlorodifluoromethane	2.6	ND	1.6	NA	NA	OK
BNL-2013-10	/ BNL-2013-100	L622783-03	/ L622783-04	Ethylbenzene	ND	ND	1.6	NA	NA	OK
BNL-2013-10	/ BNL-2013-100	L622783-03	/ L622783-04	Hexachlorobutadiene	ND	ND	5	NA	NA	OK
BNL-2013-10	/ BNL-2013-100	L622783-03	/ L622783-04	Isopropanol	ND	ND	10	NA	NA	OK
BNL-2013-10	/ BNL-2013-100	L622783-03	/ L622783-04	Methylene Chloride	ND	ND	1.6	NA	NA	OK
BNL-2013-10	/ BNL-2013-100	L622783-03	/ L622783-04	Styrene	ND	0.72	1.6	NA	NA	OK
BNL-2013-10	/ BNL-2013-100	L622783-03	/ L622783-04	Tetrachloroethene (PCE)	ND	ND	1.6	NA	NA	OK
BNL-2013-10	/ BNL-2013-100	L622783-03	/ L622783-04	Toluene	ND	1.1	1.6	NA	NA	OK
BNL-2013-10	/ BNL-2013-100	L622783-03	/ L622783-04	trans-1,2-Dichloroethene	ND	ND	1.6	NA	NA	OK
BNL-2013-10	/ BNL-2013-100	L622783-03	/ L622783-04	trans-1,3-Dichloropropene	ND	ND	1.6	NA	NA	OK
BNL-2013-10	/ BNL-2013-100	L622783-03	/ L622783-04	Trichloroethene (TCE)	ND	ND	1.6	NA	NA	OK

Broadway & Pantano Air Sampling Event
Field Duplicate Report By SDG
CLRCK
CLRCK QAPP
Field Duplicates for SDG: ERPIMS2001_L622783

Location	Analysis
BNL-2013-10	TO15

Field ID - Primary/Field Dup		Lab ID - Primary/Field Dup		Analyte	Primary Result	FD Result	RL	RPD	RPD Check	RL Check
BNL-2013-10	/ BNL-2013-100	L622783-03	/ L622783-04	Trichlorofluoromethane	ND	0.48	1.6	NA	NA	OK
BNL-2013-10	/ BNL-2013-100	L622783-03	/ L622783-04	Vinyl Chloride	ND	ND	1.6	NA	NA	OK
BNL-2013-10	/ BNL-2013-100	L622783-03	/ L622783-04	Xylenes, Total	ND	ND	4.8	NA	NA	OK

Location	Analysis
BSL-2013-01	TO15

Field ID - Primary/Field Dup	Lab ID - Primary/Field Dup		Analyte	Primary Result	FD Result	RL	RPD	RPD Check	RL Check
BSL-2013-01 / BSL-2013-010	L622783-09	/ L622783-10	1,1,1-Trichloroethane	ND	ND	3.2	NA	NA	OK
BSL-2013-01 / BSL-2013-010	L622783-09	/ L622783-10	1,1,2,2-Tetrachloroethane	ND	ND	3.2	NA	NA	OK
BSL-2013-01 / BSL-2013-010	L622783-09	/ L622783-10	1,1,2-Trichloro-1,2,2-trifluoroethane	ND	ND	3.2	NA	NA	OK
BSL-2013-01 / BSL-2013-010	L622783-09	/ L622783-10	1,1,2-Trichloroethane	ND	ND	3.2	NA	NA	OK
BSL-2013-01 / BSL-2013-010	L622783-09	/ L622783-10	1,1-Dichloroethane	ND	ND	3.2	NA	NA	OK
BSL-2013-01 / BSL-2013-010	L622783-09	/ L622783-10	1,1-Dichloroethene	ND	ND	3.2	NA	NA	OK
BSL-2013-01 / BSL-2013-010	L622783-09	/ L622783-10	1,2,4-Trichlorobenzene	ND	ND	10	NA	NA	OK
BSL-2013-01 / BSL-2013-010	L622783-09	/ L622783-10	1,2,4-Trimethylbenzene	ND	ND	3.2	NA	NA	OK
BSL-2013-01 / BSL-2013-010	L622783-09	/ L622783-10	1,2-Dibromoethane (EDB)	ND	ND	3.2	NA	NA	OK
BSL-2013-01 / BSL-2013-010	L622783-09	/ L622783-10	1,2-Dichlorobenzene	ND	ND	3.2	NA	NA	OK
BSL-2013-01 / BSL-2013-010	L622783-09	/ L622783-10	1,2-Dichloroethane	ND	ND	3.2	NA	NA	OK
BSL-2013-01 / BSL-2013-010	L622783-09	/ L622783-10	1,2-Dichloropropane	ND	ND	3.2	NA	NA	OK
BSL-2013-01 / BSL-2013-010	L622783-09	/ L622783-10	1,2-Dichlorotetrafluoroethane	3.9	ND	3.2	NA	NA	OK

Broadway & Pantano Air Sampling Event
Field Duplicate Report By SDG
CLRCK
CLRCK QAPP
Field Duplicates for SDG: ERPIMS2001_L622783

Location	**Analysis**
BNL-2013-01	TO15

Field ID - Primary/Field Dup	Lab ID - Primary/Field Dup		Analyte	Primary Result	FD Result	RL	RPD	RPD Check	RL Check
BSL-2013-01 / BSL-2013-010	L622783-09	/ L622783-10	1,3,5-Trimethylbenzene	ND	ND	3.2	NA	NA	OK
BSL-2013-01 / BSL-2013-010	L622783-09	/ L622783-10	1,3-Dichlorobenzene	ND	ND	3.2	NA	NA	OK
BSL-2013-01 / BSL-2013-010	L622783-09	/ L622783-10	1,4-Dichlorobenzene	ND	ND	3.2	NA	NA	OK
BSL-2013-01 / BSL-2013-010	L622783-09	/ L622783-10	Benzene	ND	ND	3.2	NA	NA	OK
BSL-2013-01 / BSL-2013-010	L622783-09	/ L622783-10	Bromomethane	ND	ND	3.2	NA	NA	OK
BSL-2013-01 / BSL-2013-010	L622783-09	/ L622783-10	Carbon Tetrachloride	ND	ND	3.2	NA	NA	OK
BSL-2013-01 / BSL-2013-010	L622783-09	/ L622783-10	Chlorobenzene	ND	ND	3.2	NA	NA	OK
BSL-2013-01 / BSL-2013-010	L622783-09	/ L622783-10	Chloroethane	ND	ND	3.2	NA	NA	OK
BSL-2013-01 / BSL-2013-010	L622783-09	/ L622783-10	Chloroform	ND	ND	3.2	NA	NA	OK
BSL-2013-01 / BSL-2013-010	L622783-09	/ L622783-10	Chloromethane	ND	6.1	3.2	NA	NA	OK
BSL-2013-01 / BSL-2013-010	L622783-09	/ L622783-10	cis-1,2-Dichloroethylene	ND	ND	3.2	NA	NA	OK
BSL-2013-01 / BSL-2013-010	L622783-09	/ L622783-10	cis-1,3-Dichloropropene	ND	ND	3.2	NA	NA	OK
BSL-2013-01 / BSL-2013-010	L622783-09	/ L622783-10	Dichlorodifluoromethane	4.9	4.5	3.2	8.51	NA	OK
BSL-2013-01 / BSL-2013-010	L622783-09	/ L622783-10	Ethylbenzene	ND	ND	3.2	NA	NA	OK
BSL-2013-01 / BSL-2013-010	L622783-09	/ L622783-10	Hexachlorobutadiene	ND	ND	10	NA	NA	OK
BSL-2013-01 / BSL-2013-010	L622783-09	/ L622783-10	Isopropanol	ND	ND	20	NA	NA	OK
BSL-2013-01 / BSL-2013-010	L622783-09	/ L622783-10	Methylene Chloride	ND	ND	3.2	NA	NA	OK
BSL-2013-01 / BSL-2013-010	L622783-09	/ L622783-10	Styrene	ND	ND	3.2	NA	NA	OK

Broadway & Pantano Air Sampling Event
Field Duplicate Report By SDG
CLRCK
CLRCK QAPP
Field Duplicates for SDG: ERPIMS2001_L622783

Location	**Analysis**
BNL-2013-01	TO15

Field ID - Primary/Field Dup	Lab ID - Primary/Field Dup		Analyte	Primary Result	FD Result	RL	RPD	RPD Check	RL Check
BSL-2013-01 / BSL-2013-010	L622783-09	/ L622783-10	Tetrachloroethene (PCE)	ND	ND	3.2	NA	NA	OK
BSL-2013-01 / BSL-2013-010	L622783-09	/ L622783-10	Toluene	ND	ND	3.2	NA	NA	OK
BSL-2013-01 / BSL-2013-010	L622783-09	/ L622783-10	trans-1,2-Dichloroethene	ND	ND	3.2	NA	NA	OK
BSL-2013-01 / BSL-2013-010	L622783-09	/ L622783-10	trans-1,3-Dichloropropene	ND	ND	3.2	NA	NA	OK
BSL-2013-01 / BSL-2013-010	L622783-09	/ L622783-10	Trichloroethene (TCE)	ND	ND	3.2	NA	NA	OK
BSL-2013-01 / BSL-2013-010	L622783-09	/ L622783-10	Trichlorofluoromethane	ND	ND	3.2	NA	NA	OK
BSL-2013-01 / BSL-2013-010	L622783-09	/ L622783-10	Vinyl Chloride	ND	ND	3.2	NA	NA	OK
BSL-2013-01 / BSL-2013-010	L622783-09	/ L622783-10	Xylenes, Total	ND	ND	9.6	NA	NA	OK

Broadway & Pantano Air Sampling Event
Field Duplicate Report By SDG
CLRCK
CLRCK QAPP
Field Duplicates for SDG: ERPIMS2001_L623482

Location	**Analysis**
DP-2-150	TO15

Field ID - Primary/Field Dup		Lab ID - Primary/Field Dup		Analyte	Primary Result	FD Result	RL	RPD	RPD Check	RL Check
DP-2-150	/ DP-2-1500	L623482-07	/ L623482-10	1,1,1-Trichloroethane	ND	ND	5	NA	NA	OK
DP-2-150	/ DP-2-1500	L623482-07	/ L623482-10	1,1,2,2-Tetrachloroethane	ND	ND	5	NA	NA	OK
DP-2-150	/ DP-2-1500	L623482-07	/ L623482-10	1,1,2-Trichloro-1,2,2-trifluoroethane	ND	ND	5	NA	NA	OK
DP-2-150	/ DP-2-1500	L623482-07	/ L623482-10	1,1,2-Trichloroethane	ND	ND	5	NA	NA	OK
DP-2-150	/ DP-2-1500	L623482-07	/ L623482-10	1,1-Dichloroethane	ND	ND	5	NA	NA	OK
DP-2-150	/ DP-2-1500	L623482-07	/ L623482-10	1,1-Dichloroethene	ND	ND	5	NA	NA	OK
DP-2-150	/ DP-2-1500	L623482-07	/ L623482-10	1,2,4-Trichlorobenzene	ND	ND	16	NA	NA	OK
DP-2-150	/ DP-2-1500	L623482-07	/ L623482-10	1,2,4-Trimethylbenzene	ND	ND	5	NA	NA	OK
DP-2-150	/ DP-2-1500	L623482-07	/ L623482-10	1,2-Dibromoethane (EDB)	ND	ND	5	NA	NA	OK
DP-2-150	/ DP-2-1500	L623482-07	/ L623482-10	1,2-Dichlorobenzene	ND	ND	5	NA	NA	OK
DP-2-150	/ DP-2-1500	L623482-07	/ L623482-10	1,2-Dichloroethane	ND	ND	5	NA	NA	OK
DP-2-150	/ DP-2-1500	L623482-07	/ L623482-10	1,2-Dichloropropane	ND	ND	5	NA	NA	OK
DP-2-150	/ DP-2-1500	L623482-07	/ L623482-10	1,2-Dichlorotetrafluoroethane	170	170	5	0.00	OK	NA
DP-2-150	/ DP-2-1500	L623482-07	/ L623482-10	1,3,5-Trimethylbenzene	ND	ND	5	NA	NA	OK
DP-2-150	/ DP-2-1500	L623482-07	/ L623482-10	1,3-Dichlorobenzene	ND	ND	5	NA	NA	OK
DP-2-150	/ DP-2-1500	L623482-07	/ L623482-10	1,4-Dichlorobenzene	34	37	5	8.45	OK	NA
DP-2-150	/ DP-2-1500	L623482-07	/ L623482-10	Benzene	7.7	ND	5	NA	NA	OK

Broadway & Pantano Air Sampling Event
Field Duplicate Report By SDG
CLRCK
CLRCK QAPP
Field Duplicates for SDG: ERPIMS2001_L623482

Location	**Analysis**
DP-2-150	TO15

Field ID - Primary/Field Dup		Lab ID - Primary/Field Dup		Analyte	Primary Result	FD Result	RL	RPD	RPD Check	RL Check
DP-2-150	/ DP-2-1500	L623482-07	/ L623482-10	Bromomethane	ND	ND	5	NA	NA	OK
DP-2-150	/ DP-2-1500	L623482-07	/ L623482-10	Carbon Tetrachloride	ND	ND	5	NA	NA	OK
DP-2-150	/ DP-2-1500	L623482-07	/ L623482-10	Chlorobenzene	ND	ND	5	NA	NA	OK
DP-2-150	/ DP-2-1500	L623482-07	/ L623482-10	Chloroethane	ND	ND	5	NA	NA	OK
DP-2-150	/ DP-2-1500	L623482-07	/ L623482-10	Chloroform	ND	ND	5	NA	NA	OK
DP-2-150	/ DP-2-1500	L623482-07	/ L623482-10	Chloromethane	ND	ND	5	NA	NA	OK
DP-2-150	/ DP-2-1500	L623482-07	/ L623482-10	cis-1,2-Dichloroethylene	36	35	5	2.82	OK	NA
DP-2-150	/ DP-2-1500	L623482-07	/ L623482-10	cis-1,3-Dichloropropene	ND	ND	5	NA	NA	OK
DP-2-150	/ DP-2-1500	L623482-07	/ L623482-10	Dichlorodifluoromethane	480	490	5	2.06	OK	NA
DP-2-150	/ DP-2-1500	L623482-07	/ L623482-10	Ethylbenzene	ND	ND	5	NA	NA	OK
DP-2-150	/ DP-2-1500	L623482-07	/ L623482-10	Hexachlorobutadiene	ND	ND	16	NA	NA	OK
DP-2-150	/ DP-2-1500	L623482-07	/ L623482-10	Isopropanol	ND	ND	31	NA	NA	OK
DP-2-150	/ DP-2-1500	L623482-07	/ L623482-10	Methylene Chloride	5.3	ND	5	NA	NA	OK
DP-2-150	/ DP-2-1500	L623482-07	/ L623482-10	Styrene	ND	ND	5	NA	NA	OK
DP-2-150	/ DP-2-1500	L623482-07	/ L623482-10	Tetrachloroethene (PCE)	8.7	9.4	5	7.73	NA	OK
DP-2-150	/ DP-2-1500	L623482-07	/ L623482-10	Toluene	ND	ND	5	NA	NA	OK
DP-2-150	/ DP-2-1500	L623482-07	/ L623482-10	trans-1,2-Dichloroethene	ND	ND	5	NA	NA	OK

Broadway & Pantano Air Sampling Event
Field Duplicate Report By SDG
CLRCK
CLRCK QAPP
Field Duplicates for SDG: ERPIMS2001_L623482

Location	Analysis
DP-2-150	TO15

Field ID - Primary/Field Dup		Lab ID - Primary/Field Dup		Analyte	Primary Result	FD Result	RL	RPD	RPD Check	RL Check
DP-2-150	/ DP-2-1500	L623482-07	/ L623482-10	trans-1,3-Dichloropropene	ND	ND	5	NA	NA	OK
DP-2-150	/ DP-2-1500	L623482-07	/ L623482-10	Trichloroethene (TCE)	8.6	8.3	5	3.55	NA	OK
DP-2-150	/ DP-2-1500	L623482-07	/ L623482-10	Trichlorofluoromethane	ND	ND	5	NA	NA	OK
DP-2-150	/ DP-2-1500	L623482-07	/ L623482-10	Vinyl Chloride	26	26	5	0.00	OK	NA
DP-2-150	/ DP-2-1500	L623482-07	/ L623482-10	Xylenes, Total	ND	ND	15	NA	NA	OK

Location	Analysis
DP-4-50	TO15

Field ID - Primary/Field Dup		Lab ID - Primary/Field Dup		Analyte	Primary Result	FD Result	RL	RPD	RPD Check	RL Check
DP-4-50	/ DP-4-500	L623482-16	/ L623482-22	1,1,1-Trichloroethane	ND	ND	4	NA	NA	OK
DP-4-50	/ DP-4-500	L623482-16	/ L623482-22	1,1,2,2-Tetrachloroethane	ND	ND	4	NA	NA	OK
DP-4-50	/ DP-4-500	L623482-16	/ L623482-22	1,1,2-Trichloro-1,2,2-trifluoroethane	ND	ND	4	NA	NA	OK
DP-4-50	/ DP-4-500	L623482-16	/ L623482-22	1,1,2-Trichloroethane	ND	ND	4	NA	NA	OK
DP-4-50	/ DP-4-500	L623482-16	/ L623482-22	1,1-Dichloroethane	ND	ND	4	NA	NA	OK
DP-4-50	/ DP-4-500	L623482-16	/ L623482-22	1,1-Dichloroethene	ND	ND	4	NA	NA	OK
DP-4-50	/ DP-4-500	L623482-16	/ L623482-22	1,2,4-Trichlorobenzene	ND	ND	13	NA	NA	OK
DP-4-50	/ DP-4-500	L623482-16	/ L623482-22	1,2,4-Trimethylbenzene	4.4	ND	4	NA	NA	OK

Broadway & Pantano Air Sampling Event
Field Duplicate Report By SDG
CLRCK
CLRCK QAPP
Field Duplicates for SDG: ERPIMS2001_L623482

Location	**Analysis**
DP-2-50	TO15

Field ID - Primary/Field Dup		Lab ID - Primary/Field Dup		Analyte	Primary Result	FD Result	RL	RPD	RPD Check	RL Check
DP-4-50	/ DP-4-500	L623482-16	/ L623482-22	1,2-Dibromoethane (EDB)	ND	ND	4	NA	NA	OK
DP-4-50	/ DP-4-500	L623482-16	/ L623482-22	1,2-Dichlorobenzene	ND	ND	4	NA	NA	OK
DP-4-50	/ DP-4-500	L623482-16	/ L623482-22	1,2-Dichloroethane	ND	ND	4	NA	NA	OK
DP-4-50	/ DP-4-500	L623482-16	/ L623482-22	1,2-Dichloropropane	ND	ND	4	NA	NA	OK
DP-4-50	/ DP-4-500	L623482-16	/ L623482-22	1,2-Dichlorotetrafluoroethane	74	52	4	34.92	OK	NA
DP-4-50	/ DP-4-500	L623482-16	/ L623482-22	1,3,5-Trimethylbenzene	ND	ND	4	NA	NA	OK
DP-4-50	/ DP-4-500	L623482-16	/ L623482-22	1,3-Dichlorobenzene	ND	ND	4	NA	NA	OK
DP-4-50	/ DP-4-500	L623482-16	/ L623482-22	1,4-Dichlorobenzene	220	100	4	75.00	Out	NA
DP-4-50	/ DP-4-500	L623482-16	/ L623482-22	Benzene	9.3	6.8	4	31.06	NA	OK
DP-4-50	/ DP-4-500	L623482-16	/ L623482-22	Bromomethane	ND	ND	4	NA	NA	OK
DP-4-50	/ DP-4-500	L623482-16	/ L623482-22	Carbon Tetrachloride	ND	ND	4	NA	NA	OK
DP-4-50	/ DP-4-500	L623482-16	/ L623482-22	Chlorobenzene	ND	ND	4	NA	NA	OK
DP-4-50	/ DP-4-500	L623482-16	/ L623482-22	Chloroethane	ND	ND	4	NA	NA	OK
DP-4-50	/ DP-4-500	L623482-16	/ L623482-22	Chloroform	ND	ND	4	NA	NA	OK
DP-4-50	/ DP-4-500	L623482-16	/ L623482-22	Chloromethane	ND	ND	4	NA	NA	OK
DP-4-50	/ DP-4-500	L623482-16	/ L623482-22	cis-1,2-Dichloroethylene	62	45	4	31.78	OK	NA
DP-4-50	/ DP-4-500	L623482-16	/ L623482-22	cis-1,3-Dichloropropene	ND	ND	4	NA	NA	OK

Broadway & Pantano Air Sampling Event
Field Duplicate Report By SDG
CLRCK
CLRCK QAPP
Field Duplicates for SDG: ERPIMS2001_L623482

Location **Analysis**
DP-2-50 TO15

Field ID - Primary/Field Dup		Lab ID - Primary/Field Dup		Analyte	Primary Result	FD Result	RL	RPD	RPD Check	RL Check
DP-4-50	/ DP-4-500	L623482-16	/ L623482-22	Dichlorodifluoromethane	54	39	4	32.26	OK	NA
DP-4-50	/ DP-4-500	L623482-16	/ L623482-22	Ethylbenzene	ND	ND	4	NA	NA	OK
DP-4-50	/ DP-4-500	L623482-16	/ L623482-22	Hexachlorobutadiene	ND	ND	13	NA	NA	OK
DP-4-50	/ DP-4-500	L623482-16	/ L623482-22	Isopropanol	ND	ND	25	NA	NA	OK
DP-4-50	/ DP-4-500	L623482-16	/ L623482-22	Methylene Chloride	ND	ND	4	NA	NA	OK
DP-4-50	/ DP-4-500	L623482-16	/ L623482-22	Styrene	ND	ND	4	NA	NA	OK
DP-4-50	/ DP-4-500	L623482-16	/ L623482-22	Tetrachloroethene (PCE)	ND	ND	4	NA	NA	OK
DP-4-50	/ DP-4-500	L623482-16	/ L623482-22	Toluene	4.3	ND	4	NA	NA	OK
DP-4-50	/ DP-4-500	L623482-16	/ L623482-22	trans-1,2-Dichloroethene	ND	ND	4	NA	NA	OK
DP-4-50	/ DP-4-500	L623482-16	/ L623482-22	trans-1,3-Dichloropropene	ND	ND	4	NA	NA	OK
DP-4-50	/ DP-4-500	L623482-16	/ L623482-22	Trichloroethene (TCE)	4.7	ND	4	NA	NA	OK
DP-4-50	/ DP-4-500	L623482-16	/ L623482-22	Trichlorofluoromethane	ND	ND	4	NA	NA	OK
DP-4-50	/ DP-4-500	L623482-16	/ L623482-22	Vinyl Chloride	28	19	4	38.30	OK	NA
DP-4-50	/ DP-4-500	L623482-16	/ L623482-22	Xylenes, Total	ND	ND	12	NA	NA	OK

Broadway & Pantano Air Sampling Event
Field Duplicate Report By SDG
CLRCK
CLRCK QAPP
Field Duplicates for SDG: ERPIMS2001_L624372

Location	Analysis
BSDP-1-248	TO15

Field ID - Primary/Field Dup		Lab ID - Primary/Field Dup		Analyte	Primary Result	FD Result	RL	RPD	RPD Check	RL Check
BSDP-1-248	/ BSDP-1-2480	L624372-05	/ L624372-06	1,1,1-Trichloroethane	ND	ND	4.00	NA	NA	OK
BSDP-1-248	/ BSDP-1-2480	L624372-05	/ L624372-06	1,1,2,2-Tetrachloroethane	ND	ND	4.00	NA	NA	OK
BSDP-1-248	/ BSDP-1-2480	L624372-05	/ L624372-06	1,1,2-Trichloro-1,2,2-trifluoroethane	ND	ND	4.00	NA	NA	OK
BSDP-1-248	/ BSDP-1-2480	L624372-05	/ L624372-06	1,1,2-Trichloroethane	ND	ND	4.00	NA	NA	OK
BSDP-1-248	/ BSDP-1-2480	L624372-05	/ L624372-06	1,1-Dichloroethane	ND	ND	4.00	NA	NA	OK
BSDP-1-248	/ BSDP-1-2480	L624372-05	/ L624372-06	1,1-Dichloroethene	ND	ND	4.00	NA	NA	OK
BSDP-1-248	/ BSDP-1-2480	L624372-05	/ L624372-06	1,2,4-Trichlorobenzene	ND	ND	13.0	NA	NA	OK
BSDP-1-248	/ BSDP-1-2480	L624372-05	/ L624372-06	1,2,4-Trimethylbenzene	ND	ND	4.00	NA	NA	OK
BSDP-1-248	/ BSDP-1-2480	L624372-05	/ L624372-06	1,2-Dibromoethane (EDB)	ND	ND	4.00	NA	NA	OK
BSDP-1-248	/ BSDP-1-2480	L624372-05	/ L624372-06	1,2-Dichlorobenzene	ND	ND	4.00	NA	NA	OK
BSDP-1-248	/ BSDP-1-2480	L624372-05	/ L624372-06	1,2-Dichloroethane	5.50	5.30	4.00	3.70	NA	OK
BSDP-1-248	/ BSDP-1-2480	L624372-05	/ L624372-06	1,2-Dichloropropane	52.0	50.0	4.00	3.92	OK	NA
BSDP-1-248	/ BSDP-1-2480	L624372-05	/ L624372-06	1,2-Dichlorotetrafluoroethane	20.0	19.0	4.00	5.13	NA	OK
BSDP-1-248	/ BSDP-1-2480	L624372-05	/ L624372-06	1,3,5-Trimethylbenzene	ND	ND	4.00	NA	NA	OK

Broadway & Pantano Air Sampling Event
Field Duplicate Report By SDG
CLRCK
CLRCK QAPP
Field Duplicates for SDG: ERPIMS2001_L624372

Location	Analysis
BSDP-1-248	TO15

Field ID - Primary/Field Dup		Lab ID - Primary/Field Dup		Analyte	Primary Result	FD Result	RL	RPD	RPD Check	RL Check
BSDP-1-248	/ BSDP-1-2480	L624372-05	/ L624372-06	1,3-Dichlorobenzene	ND	ND	4.00	NA	NA	OK
BSDP-1-248	/ BSDP-1-2480	L624372-05	/ L624372-06	1,4-Dichlorobenzene	30.0	36.0	4.00	18.2	OK	NA
BSDP-1-248	/ BSDP-1-2480	L624372-05	/ L624372-06	Benzene	200	190	4.00	5.13	OK	NA
BSDP-1-248	/ BSDP-1-2480	L624372-05	/ L624372-06	Bromomethane	ND	ND	4.00	NA	NA	OK
BSDP-1-248	/ BSDP-1-2480	L624372-05	/ L624372-06	Carbon Tetrachloride	ND	ND	4.00	NA	NA	OK
BSDP-1-248	/ BSDP-1-2480	L624372-05	/ L624372-06	Chlorobenzene	ND	ND	4.00	NA	NA	OK
BSDP-1-248	/ BSDP-1-2480	L624372-05	/ L624372-06	Chloroethane	ND	ND	4.00	NA	NA	OK
BSDP-1-248	/ BSDP-1-2480	L624372-05	/ L624372-06	Chloroform	8.70	7.90	4.00	9.64	NA	OK
BSDP-1-248	/ BSDP-1-2480	L624372-05	/ L624372-06	Chloromethane	ND	ND	4.00	NA	NA	OK
BSDP-1-248	/ BSDP-1-2480	L624372-05	/ L624372-06	cis-1,2-Dichloroethylene	120	120	4.00	0.00	OK	NA
BSDP-1-248	/ BSDP-1-2480	L624372-05	/ L624372-06	cis-1,3-Dichloropropene	ND	ND	4.00	NA	NA	OK
BSDP-1-248	/ BSDP-1-2480	L624372-05	/ L624372-06	Dichlorodifluoromethane	160	160	4.00	0.00	OK	NA
BSDP-1-248	/ BSDP-1-2480	L624372-05	/ L624372-06	Ethylbenzene	ND	ND	4.00	NA	NA	OK
BSDP-1-248	/ BSDP-1-2480	L624372-05	/ L624372-06	Hexachlorobutadiene	ND	ND	13.0	NA	NA	OK

Broadway & Pantano Air Sampling Event
Field Duplicate Report By SDG
CLRCK
CLRCK QAPP
Field Duplicates for SDG: ERPIMS2001_L624372

Location	Analysis
BSDP-1-248	TO15

Field ID - Primary/Field Dup		Lab ID - Primary/Field Dup		Analyte	Primary Result	FD Result	RL	RPD	RPD Check	RL Check
BSDP-1-248	/ BSDP-1-2480	L624372-05	/ L624372-06	Isopropanol	ND	ND	25.0	NA	NA	OK
BSDP-1-248	/ BSDP-1-2480	L624372-05	/ L624372-06	Methylene Chloride	150	140	4.00	6.90	OK	NA
BSDP-1-248	/ BSDP-1-2480	L624372-05	/ L624372-06	Styrene	ND	ND	4.00	NA	NA	OK
BSDP-1-248	/ BSDP-1-2480	L624372-05	/ L624372-06	Tetrachloroethene (PCE)	79.0	68.0	16.0	15.0	NA	OK
BSDP-1-248	/ BSDP-1-2480	L624372-05	/ L624372-06	Toluene	6.90	6.60	4.00	4.44	NA	OK
BSDP-1-248	/ BSDP-1-2480	L624372-05	/ L624372-06	trans-1,2-Dichloroethene	20.0	18.0	4.00	10.5	NA	OK
BSDP-1-248	/ BSDP-1-2480	L624372-05	/ L624372-06	trans-1,3-Dichloropropene	ND	ND	4.00	NA	NA	OK
BSDP-1-248	/ BSDP-1-2480	L624372-05	/ L624372-06	Trichloroethene (TCE)	310	300	4.00	3.28	OK	NA
BSDP-1-248	/ BSDP-1-2480	L624372-05	/ L624372-06	Trichlorofluoromethane	5.00	ND	4.00	NA	NA	OK
BSDP-1-248	/ BSDP-1-2480	L624372-05	/ L624372-06	Vinyl Chloride	ND	ND	4.00	NA	NA	OK
BSDP-1-248	/ BSDP-1-2480	L624372-05	/ L624372-06	Xylenes, Total	ND	ND	12.0	NA	NA	OK

Broadway & Pantano Air Sampling Event
Field Duplicate Report By SDG
CLRCK
CLRCK QAPP
Field Duplicates for SDG: ERPIMS2001_L624720

Location	**Analysis**
WR-273A-135	TO15

Field ID - Primary/Field Dup		Lab ID - Primary/Field Dup		Analyte	Primary Result	FD Result	RL	RPD	RPD Check	RL Check
WR-273A-135	/ WR-273A-1350	L624720-02	/ L624720-03	1,1,1-Trichloroethane	ND	ND	0.400	NA	NA	OK
WR-273A-135	/ WR-273A-1350	L624720-02	/ L624720-03	1,1,2,2-Tetrachloroethane	ND	ND	0.400	NA	NA	OK
WR-273A-135	/ WR-273A-1350	L624720-02	/ L624720-03	1,1,2-Trichloro-1,2,2-trifluoroethane	0.850	0.840	0.400	1.18	NA	OK
WR-273A-135	/ WR-273A-1350	L624720-02	/ L624720-03	1,1,2-Trichloroethane	ND	ND	0.400	NA	NA	OK
WR-273A-135	/ WR-273A-1350	L624720-02	/ L624720-03	1,1-Dichloroethane	0.600	0.620	0.400	3.28	NA	OK
WR-273A-135	/ WR-273A-1350	L624720-02	/ L624720-03	1,1-Dichloroethene	ND	ND	0.400	NA	NA	OK
WR-273A-135	/ WR-273A-1350	L624720-02	/ L624720-03	1,2,4-Trichlorobenzene	ND	ND	1.30	NA	NA	OK
WR-273A-135	/ WR-273A-1350	L624720-02	/ L624720-03	1,2,4-Trimethylbenzene	ND	ND	0.400	NA	NA	OK
WR-273A-135	/ WR-273A-1350	L624720-02	/ L624720-03	1,2-Dibromoethane (EDB)	ND	ND	0.400	NA	NA	OK
WR-273A-135	/ WR-273A-1350	L624720-02	/ L624720-03	1,2-Dichlorobenzene	ND	ND	0.400	NA	NA	OK
WR-273A-135	/ WR-273A-1350	L624720-02	/ L624720-03	1,2-Dichloroethane	ND	ND	0.400	NA	NA	OK
WR-273A-135	/ WR-273A-1350	L624720-02	/ L624720-03	1,2-Dichloropropane	ND	ND	0.400	NA	NA	OK
WR-273A-135	/ WR-273A-1350	L624720-02	/ L624720-03	1,2-Dichlorotetrafluoroethane	71.0	74.0	4.00	4.14	OK	NA
WR-273A-135	/ WR-273A-1350	L624720-02	/ L624720-03	1,3,5-Trimethylbenzene	ND	ND	0.400	NA	NA	OK

Broadway & Pantano Air Sampling Event
Field Duplicate Report By SDG
CLRCK
CLRCK QAPP
Field Duplicates for SDG: ERPIMS2001_L624720

Location	**Analysis**
WR-273A-135	TO15

Field ID - Primary/Field Dup		Lab ID - Primary/Field Dup		Analyte	Primary Result	FD Result	RL	RPD	RPD Check	RL Check
WR-273A-135	/ WR-273A-1350	L624720-02	/ L624720-03	1,3-Dichlorobenzene	ND	ND	0.400	NA	NA	OK
WR-273A-135	/ WR-273A-1350	L624720-02	/ L624720-03	1,4-Dichlorobenzene	ND	ND	0.400	NA	NA	OK
WR-273A-135	/ WR-273A-1350	L624720-02	/ L624720-03	Benzene	ND	ND	0.400	NA	NA	OK
WR-273A-135	/ WR-273A-1350	L624720-02	/ L624720-03	Bromomethane	ND	ND	0.400	NA	NA	OK
WR-273A-135	/ WR-273A-1350	L624720-02	/ L624720-03	Carbon Tetrachloride	ND	ND	0.400	NA	NA	OK
WR-273A-135	/ WR-273A-1350	L624720-02	/ L624720-03	Chlorobenzene	ND	ND	0.400	NA	NA	OK
WR-273A-135	/ WR-273A-1350	L624720-02	/ L624720-03	Chloroethane	ND	ND	0.400	NA	NA	OK
WR-273A-135	/ WR-273A-1350	L624720-02	/ L624720-03	Chloroform	0.750	0.800	0.400	6.45	NA	OK
WR-273A-135	/ WR-273A-1350	L624720-02	/ L624720-03	Chloromethane	ND	ND	0.400	NA	NA	OK
WR-273A-135	/ WR-273A-1350	L624720-02	/ L624720-03	cis-1,2-Dichloroethylene	ND	ND	0.400	NA	NA	OK
WR-273A-135	/ WR-273A-1350	L624720-02	/ L624720-03	cis-1,3-Dichloropropene	ND	ND	0.400	NA	NA	OK
WR-273A-135	/ WR-273A-1350	L624720-02	/ L624720-03	Dichlorodifluoromethane	490	510	40.0	4.00	OK	NA
WR-273A-135	/ WR-273A-1350	L624720-02	/ L624720-03	Ethylbenzene	ND	ND	0.400	NA	NA	OK
WR-273A-135	/ WR-273A-1350	L624720-02	/ L624720-03	Hexachlorobutadiene	ND	ND	1.30	NA	NA	OK

Broadway & Pantano Air Sampling Event
Field Duplicate Report By SDG
CLRCK
CLRCK QAPP
Field Duplicates for SDG: ERPIMS2001_L624720

Location	**Analysis**
WR-273A-135	TO15

Field ID - Primary/Field Dup		Lab ID - Primary/Field Dup		Analyte	Primary Result	FD Result	RL	RPD	RPD Check	RL Check
WR-273A-135	/ WR-273A-1350	L624720-02	/ L624720-03	Isopropanol	110	160	25.0	37.0	NA	OK
WR-273A-135	/ WR-273A-1350	L624720-02	/ L624720-03	Methylene Chloride	ND	ND	0.400	NA	NA	OK
WR-273A-135	/ WR-273A-1350	L624720-02	/ L624720-03	Styrene	ND	ND	0.400	NA	NA	OK
WR-273A-135	/ WR-273A-1350	L624720-02	/ L624720-03	Tetrachloroethene (PCE)	130	140	40.0	7.41	NA	OK
WR-273A-135	/ WR-273A-1350	L624720-02	/ L624720-03	Toluene	ND	ND	0.400	NA	NA	OK
WR-273A-135	/ WR-273A-1350	L624720-02	/ L624720-03	trans-1,2-Dichloroethene	ND	ND	0.400	NA	NA	OK
WR-273A-135	/ WR-273A-1350	L624720-02	/ L624720-03	trans-1,3-Dichloropropene	ND	ND	0.400	NA	NA	OK
WR-273A-135	/ WR-273A-1350	L624720-02	/ L624720-03	Trichloroethene (TCE)	9.20	9.60	0.400	4.26	OK	NA
WR-273A-135	/ WR-273A-1350	L624720-02	/ L624720-03	Trichlorofluoromethane	67.0	71.0	4.00	5.80	OK	NA
WR-273A-135	/ WR-273A-1350	L624720-02	/ L624720-03	Vinyl Chloride	ND	ND	0.400	NA	NA	OK
WR-273A-135	/ WR-273A-1350	L624720-02	/ L624720-03	Xylenes, Total	ND	ND	1.20	NA	NA	OK

Broadway and Pantano Air Sampling Event
Field Duplicate Report By SDG
CLRCK
CLRCK QAPP
Field Duplicates for SDG: ERPIMS2001_L625064

Location	Analysis
DP-3-50	TO15

Field ID - Primary/Field Dup		Lab ID - Primary/Field Dup		Analyte	Primary Result	FD Result	RL	RPD	RPD Check	RL Check
DP-3-50	/ DP-3-500	L625064-01	/ L625064-02	1,1,1-Trichloroethane	ND	ND	5.00	NA	NA	OK
DP-3-50	/ DP-3-500	L625064-01	/ L625064-02	1,1,2,2-Tetrachloroethane	ND	ND	5.00	NA	NA	OK
DP-3-50	/ DP-3-500	L625064-01	/ L625064-02	1,1,2-Trichloro-1,2,2-trifluoroethane	ND	ND	5.00	NA	NA	OK
DP-3-50	/ DP-3-500	L625064-01	/ L625064-02	1,1,2-Trichloroethane	ND	ND	5.00	NA	NA	OK
DP-3-50	/ DP-3-500	L625064-01	/ L625064-02	1,1-Dichloroethane	ND	ND	5.00	NA	NA	OK
DP-3-50	/ DP-3-500	L625064-01	/ L625064-02	1,1-Dichloroethene	ND	ND	5.00	NA	NA	OK
DP-3-50	/ DP-3-500	L625064-01	/ L625064-02	1,2,4-Trichlorobenzene	ND	ND	16.0	NA	NA	OK
DP-3-50	/ DP-3-500	L625064-01	/ L625064-02	1,2,4-Trimethylbenzene	ND	ND	5.00	NA	NA	OK
DP-3-50	/ DP-3-500	L625064-01	/ L625064-02	1,2-Dibromoethane (EDB)	ND	ND	5.00	NA	NA	OK
DP-3-50	/ DP-3-500	L625064-01	/ L625064-02	1,2-Dichlorobenzene	ND	ND	5.00	NA	NA	OK
DP-3-50	/ DP-3-500	L625064-01	/ L625064-02	1,2-Dichloroethane	ND	ND	5.00	NA	NA	OK
DP-3-50	/ DP-3-500	L625064-01	/ L625064-02	1,2-Dichloropropane	ND	ND	5.00	NA	NA	OK
DP-3-50	/ DP-3-500	L625064-01	/ L625064-02	1,2-Dichlorotetrafluoroethane	19.0	26.0	5.00	31.1	NA	OK
DP-3-50	/ DP-3-500	L625064-01	/ L625064-02	1,3,5-Trimethylbenzene	ND	ND	5.00	NA	NA	OK

Broadway and Pantano Air Sampling Event
Field Duplicate Report By SDG
CLRCK
CLRCK QAPP
Field Duplicates for SDG: ERPIMS2001_L625064

Location	**Analysis**
DP-3-50	TO15

Field ID - Primary/Field Dup		Lab ID - Primary/Field Dup		Analyte	Primary Result	FD Result	RL	RPD	RPD Check	RL Check
DP-3-50	/ DP-3-500	L625064-01	/ L625064-02	1,3-Dichlorobenzene	ND	ND	5.00	NA	NA	OK
DP-3-50	/ DP-3-500	L625064-01	/ L625064-02	1,4-Dichlorobenzene	ND	ND	5.00	NA	NA	OK
DP-3-50	/ DP-3-500	L625064-01	/ L625064-02	Benzene	ND	ND	5.00	NA	NA	OK
DP-3-50	/ DP-3-500	L625064-01	/ L625064-02	Bromomethane	ND	ND	5.00	NA	NA	OK
DP-3-50	/ DP-3-500	L625064-01	/ L625064-02	Carbon Tetrachloride	ND	ND	5.00	NA	NA	OK
DP-3-50	/ DP-3-500	L625064-01	/ L625064-02	Chlorobenzene	ND	ND	5.00	NA	NA	OK
DP-3-50	/ DP-3-500	L625064-01	/ L625064-02	Chloroethane	5.90	8.10	5.00	31.4	NA	OK
DP-3-50	/ DP-3-500	L625064-01	/ L625064-02	Chloroform	ND	ND	5.00	NA	NA	OK
DP-3-50	/ DP-3-500	L625064-01	/ L625064-02	Chloromethane	81.0	110	5.00	30.4	OK	NA
DP-3-50	/ DP-3-500	L625064-01	/ L625064-02	cis-1,2-Dichloroethylene	17.0	23.0	5.00	30.0	NA	OK
DP-3-50	/ DP-3-500	L625064-01	/ L625064-02	cis-1,3-Dichloropropene	ND	ND	5.00	NA	NA	OK
DP-3-50	/ DP-3-500	L625064-01	/ L625064-02	Dichlorodifluoromethane	46.0	62.0	5.00	29.6	OK	NA
DP-3-50	/ DP-3-500	L625064-01	/ L625064-02	Ethylbenzene	ND	ND	5.00	NA	NA	OK
DP-3-50	/ DP-3-500	L625064-01	/ L625064-02	Hexachlorobutadiene	ND	ND	16.0	NA	NA	OK

Broadway and Pantano Air Sampling Event
Field Duplicate Report By SDG
CLRCK
CLRCK QAPP
Field Duplicates for SDG: ERPIMS2001_L625064

Location	**Analysis**
DP-3-50	TO15

Field ID - Primary/Field Dup		Lab ID - Primary/Field Dup		Analyte	Primary Result	FD Result	RL	RPD	RPD Check	RL Check
DP-3-50	/ DP-3-500	L625064-01	/ L625064-02	Isopropanol	430	280	31.0	42.3	OK	NA
DP-3-50	/ DP-3-500	L625064-01	/ L625064-02	Methylene Chloride	8.20	ND	5.00	NA	NA	OK
DP-3-50	/ DP-3-500	L625064-01	/ L625064-02	Styrene	ND	ND	5.00	NA	NA	OK
DP-3-50	/ DP-3-500	L625064-01	/ L625064-02	Tetrachloroethene (PCE)	8.90	11.0	5.00	21.1	NA	OK
DP-3-50	/ DP-3-500	L625064-01	/ L625064-02	Toluene	5.70	6.90	5.00	19.0	NA	OK
DP-3-50	/ DP-3-500	L625064-01	/ L625064-02	trans-1,2-Dichloroethene	ND	ND	5.00	NA	NA	OK
DP-3-50	/ DP-3-500	L625064-01	/ L625064-02	trans-1,3-Dichloropropene	ND	ND	5.00	NA	NA	OK
DP-3-50	/ DP-3-500	L625064-01	/ L625064-02	Trichloroethene (TCE)	ND	5.90	5.00	NA	NA	OK
DP-3-50	/ DP-3-500	L625064-01	/ L625064-02	Trichlorofluoromethane	ND	ND	5.00	NA	NA	OK
DP-3-50	/ DP-3-500	L625064-01	/ L625064-02	Vinyl Chloride	18.0	24.0	5.00	28.6	NA	OK
DP-3-50	/ DP-3-500	L625064-01	/ L625064-02	Xylenes, Total	ND	ND	15.0	NA	NA	OK

Broadway and Pantano Air Sampling Event
Field Duplicate Report By SDG
CLRCK
CLRCK QAPP
Field Duplicates for SDG: ERPIMS2001_L625295

Location	Analysis
DP-1-125	TO15

Field ID - Primary/Field Dup		Lab ID - Primary/Field Dup		Analyte	Primary Result	FD Result	RL	RPD	RPD Check	RL Check
DP-1-125	/ DP-1-1250	L625295-02	/ L625295-09	1,1,1-Trichloroethane	ND	ND	5.00	NA	NA	OK
DP-1-125	/ DP-1-1250	L625295-02	/ L625295-09	1,1,2,2-Tetrachloroethane	ND	ND	5.00	NA	NA	OK
DP-1-125	/ DP-1-1250	L625295-02	/ L625295-09	1,1,2-Trichloro-1,2,2-trifluoroethane	ND	ND	5.00	NA	NA	OK
DP-1-125	/ DP-1-1250	L625295-02	/ L625295-09	1,1,2-Trichloroethane	ND	ND	5.00	NA	NA	OK
DP-1-125	/ DP-1-1250	L625295-02	/ L625295-09	1,1-Dichloroethane	ND	ND	5.00	NA	NA	OK
DP-1-125	/ DP-1-1250	L625295-02	/ L625295-09	1,1-Dichloroethene	ND	ND	5.00	NA	NA	OK
DP-1-125	/ DP-1-1250	L625295-02	/ L625295-09	1,2,4-Trichlorobenzene	ND	ND	16.0	NA	NA	OK
DP-1-125	/ DP-1-1250	L625295-02	/ L625295-09	1,2,4-Trimethylbenzene	ND	ND	5.00	NA	NA	OK
DP-1-125	/ DP-1-1250	L625295-02	/ L625295-09	1,2-Dibromoethane (EDB)	ND	ND	5.00	NA	NA	OK
DP-1-125	/ DP-1-1250	L625295-02	/ L625295-09	1,2-Dichlorobenzene	ND	ND	5.00	NA	NA	OK
DP-1-125	/ DP-1-1250	L625295-02	/ L625295-09	1,2-Dichloroethane	ND	ND	5.00	NA	NA	OK
DP-1-125	/ DP-1-1250	L625295-02	/ L625295-09	1,2-Dichloropropane	22.0	31.0	5.00	34.0	OK	NA
DP-1-125	/ DP-1-1250	L625295-02	/ L625295-09	1,2-Dichlorotetrafluoroethane	130	200	5.00	42.4	OK	NA
DP-1-125	/ DP-1-1250	L625295-02	/ L625295-09	1,3,5-Trimethylbenzene	ND	ND	5.00	NA	NA	OK

Broadway and Pantano Air Sampling Event
Field Duplicate Report By SDG
CLRCK
CLRCK QAPP
Field Duplicates for SDG: ERPIMS2001_L625295

Location	Analysis
DP-1-125	TO15

Field ID - Primary/Field Dup		Lab ID - Primary/Field Dup		Analyte	Primary Result	FD Result	RL	RPD	RPD Check	RL Check
DP-1-125	/ DP-1-1250	L625295-02	/ L625295-09	1,3-Dichlorobenzene	ND	ND	5.00	NA	NA	OK
DP-1-125	/ DP-1-1250	L625295-02	/ L625295-09	1,4-Dichlorobenzene	63.0	75.0	5.00	17.4	OK	NA
DP-1-125	/ DP-1-1250	L625295-02	/ L625295-09	Benzene	31.0	45.0	5.00	36.8	OK	NA
DP-1-125	/ DP-1-1250	L625295-02	/ L625295-09	Bromomethane	ND	ND	5.00	NA	NA	OK
DP-1-125	/ DP-1-1250	L625295-02	/ L625295-09	Carbon Tetrachloride	ND	ND	5.00	NA	NA	OK
DP-1-125	/ DP-1-1250	L625295-02	/ L625295-09	Chlorobenzene	ND	ND	5.00	NA	NA	OK
DP-1-125	/ DP-1-1250	L625295-02	/ L625295-09	Chloroethane	ND	ND	5.00	NA	NA	OK
DP-1-125	/ DP-1-1250	L625295-02	/ L625295-09	Chloroform	ND	ND	5.00	NA	NA	OK
DP-1-125	/ DP-1-1250	L625295-02	/ L625295-09	Chloromethane	ND	ND	5.00	NA	NA	OK
DP-1-125	/ DP-1-1250	L625295-02	/ L625295-09	cis-1,2-Dichloroethylene	280	410	5.00	37.7	OK	NA
DP-1-125	/ DP-1-1250	L625295-02	/ L625295-09	cis-1,3-Dichloropropene	ND	ND	5.00	NA	NA	OK
DP-1-125	/ DP-1-1250	L625295-02	/ L625295-09	Dichlorodifluoromethane	150	220	5.00	37.8	OK	NA
DP-1-125	/ DP-1-1250	L625295-02	/ L625295-09	Ethylbenzene	ND	ND	5.00	NA	NA	OK
DP-1-125	/ DP-1-1250	L625295-02	/ L625295-09	Hexachlorobutadiene	ND	ND	16.0	NA	NA	OK

Broadway and Pantano Air Sampling Event
Field Duplicate Report By SDG
CLRCK
CLRCK QAPP
Field Duplicates for SDG: ERPIMS2001_L625295

Location	Analysis
DP-1-125	TO15

Field ID - Primary/Field Dup		Lab ID - Primary/Field Dup		Analyte	Primary Result	FD Result	RL	RPD	RPD Check	RL Check
DP-1-125	/ DP-1-1250	L625295-02	/ L625295-09	Isopropanol	95.0	140	31.0	38.3	NA	OK
DP-1-125	/ DP-1-1250	L625295-02	/ L625295-09	Methylene Chloride	11.0	13.0	5.00	16.7	NA	OK
DP-1-125	/ DP-1-1250	L625295-02	/ L625295-09	Styrene	ND	ND	5.00	NA	NA	OK
DP-1-125	/ DP-1-1250	L625295-02	/ L625295-09	Tetrachloroethene (PCE)	72.0	100	5.00	32.6	OK	NA
DP-1-125	/ DP-1-1250	L625295-02	/ L625295-09	Toluene	18.0	26.0	5.00	36.4	OK	NA
DP-1-125	/ DP-1-1250	L625295-02	/ L625295-09	trans-1,2-Dichloroethene	ND	ND	5.00	NA	NA	OK
DP-1-125	/ DP-1-1250	L625295-02	/ L625295-09	trans-1,3-Dichloropropene	ND	ND	5.00	NA	NA	OK
DP-1-125	/ DP-1-1250	L625295-02	/ L625295-09	Trichloroethene (TCE)	57.0	82.0	5.00	36.0	OK	NA
DP-1-125	/ DP-1-1250	L625295-02	/ L625295-09	Trichlorofluoromethane	ND	ND	5.00	NA	NA	OK
DP-1-125	/ DP-1-1250	L625295-02	/ L625295-09	Vinyl Chloride	12.0	18.0	5.00	40.0	NA	OK
DP-1-125	/ DP-1-1250	L625295-02	/ L625295-09	Xylenes, Total	ND	ND	15.0	NA	NA	OK

Location	Analysis
R-072A-50	TO15

Field ID - Primary/Field Dup		Lab ID - Primary/Field Dup		Analyte	Primary Result	FD Result	RL	RPD	RPD Check	RL Check
R-072A-50	/ R-072A-500	L625295-10	/ L625295-12	1,1,1-Trichloroethane	ND	ND	1.60	NA	NA	OK

Broadway and Pantano Air Sampling Event
Field Duplicate Report By SDG
CLRCK
CLRCK QAPP
Field Duplicates for SDG: ERPIMS2001_L625295

Location	Analysis
R-072A-50	TO15

Field ID - Primary/Field Dup		Lab ID - Primary/Field Dup		Analyte	Primary Result	FD Result	RL	RPD	RPD Check	RL Check
R-072A-50	/ R-072A-500	L625295-10	/ L625295-12	1,1,2,2-Tetrachloroethane	ND	ND	1.60	NA	NA	OK
R-072A-50	/ R-072A-500	L625295-10	/ L625295-12	1,1,2-Trichloro-1,2,2-trifluoroethane	ND	ND	1.60	NA	NA	OK
R-072A-50	/ R-072A-500	L625295-10	/ L625295-12	1,1,2-Trichloroethane	ND	ND	1.60	NA	NA	OK
R-072A-50	/ R-072A-500	L625295-10	/ L625295-12	1,1-Dichloroethane	ND	ND	1.60	NA	NA	OK
R-072A-50	/ R-072A-500	L625295-10	/ L625295-12	1,1-Dichloroethene	ND	ND	1.60	NA	NA	OK
R-072A-50	/ R-072A-500	L625295-10	/ L625295-12	1,2,4-Trichlorobenzene	ND	ND	5.00	NA	NA	OK
R-072A-50	/ R-072A-500	L625295-10	/ L625295-12	1,2,4-Trimethylbenzene	ND	ND	1.60	NA	NA	OK
R-072A-50	/ R-072A-500	L625295-10	/ L625295-12	1,2-Dibromoethane (EDB)	ND	ND	1.60	NA	NA	OK
R-072A-50	/ R-072A-500	L625295-10	/ L625295-12	1,2-Dichlorobenzene	ND	2.10	1.60	NA	NA	OK
R-072A-50	/ R-072A-500	L625295-10	/ L625295-12	1,2-Dichloroethane	ND	ND	1.60	NA	NA	OK
R-072A-50	/ R-072A-500	L625295-10	/ L625295-12	1,2-Dichloropropane	ND	ND	1.60	NA	NA	OK
R-072A-50	/ R-072A-500	L625295-10	/ L625295-12	1,2-Dichlorotetrafluoroethane	72.0	110	1.60	41.8	OK	NA
R-072A-50	/ R-072A-500	L625295-10	/ L625295-12	1,3,5-Trimethylbenzene	ND	ND	1.60	NA	NA	OK
R-072A-50	/ R-072A-500	L625295-10	/ L625295-12	1,3-Dichlorobenzene	ND	ND	1.60	NA	NA	OK

Broadway and Pantano Air Sampling Event
Field Duplicate Report By SDG
CLRCK
CLRCK QAPP
Field Duplicates for SDG: ERPIMS2001_L625295

Location	Analysis
R-072A-50	TO15

Field ID - Primary/Field Dup		Lab ID - Primary/Field Dup		Analyte	Primary Result	FD Result	RL	RPD	RPD Check	RL Check
R-072A-50	/ R-072A-500	L625295-10	/ L625295-12	1,4-Dichlorobenzene	60.0	98.0	1.60	48.1	OK	NA
R-072A-50	/ R-072A-500	L625295-10	/ L625295-12	Benzene	ND	ND	1.60	NA	NA	OK
R-072A-50	/ R-072A-500	L625295-10	/ L625295-12	Bromomethane	ND	ND	1.60	NA	NA	OK
R-072A-50	/ R-072A-500	L625295-10	/ L625295-12	Carbon Tetrachloride	ND	ND	1.60	NA	NA	OK
R-072A-50	/ R-072A-500	L625295-10	/ L625295-12	Chlorobenzene	ND	2.40	1.60	NA	NA	OK
R-072A-50	/ R-072A-500	L625295-10	/ L625295-12	Chloroethane	ND	ND	1.60	NA	NA	OK
R-072A-50	/ R-072A-500	L625295-10	/ L625295-12	Chloroform	ND	2.40	1.60	NA	NA	OK
R-072A-50	/ R-072A-500	L625295-10	/ L625295-12	Chloromethane	ND	ND	1.60	NA	NA	OK
R-072A-50	/ R-072A-500	L625295-10	/ L625295-12	cis-1,2-Dichloroethylene	ND	ND	1.60	NA	NA	OK
R-072A-50	/ R-072A-500	L625295-10	/ L625295-12	cis-1,3-Dichloropropene	ND	ND	1.60	NA	NA	OK
R-072A-50	/ R-072A-500	L625295-10	/ L625295-12	Dichlorodifluoromethane	82.0	130	1.60	45.3	OK	NA
R-072A-50	/ R-072A-500	L625295-10	/ L625295-12	Ethylbenzene	ND	2.20	1.60	NA	NA	OK
R-072A-50	/ R-072A-500	L625295-10	/ L625295-12	Hexachlorobutadiene	ND	ND	5.00	NA	NA	OK
R-072A-50	/ R-072A-500	L625295-10	/ L625295-12	Isopropanol	380	27.0	25.0	173	NA	Out*

*Since isopropanol is not a compound of concern, no qualifiers are required.

Broadway and Pantano Air Sampling Event
Field Duplicate Report By SDG
CLRCK
CLRCK QAPP
Field Duplicates for SDG: ERPIMS2001_L625295

Location	Analysis
R-072A-50	TO15

Field ID - Primary/Field Dup		Lab ID - Primary/Field Dup		Analyte	Primary Result	FD Result	RL	RPD	RPD Check	RL Check
R-072A-50	/ R-072A-500	L625295-10	/ L625295-12	Methylene Chloride	15.0	1.80	1.60	157	NA	Out
R-072A-50	/ R-072A-500	L625295-10	/ L625295-12	Styrene	1.80	3.60	1.60	66.7	NA	OK
R-072A-50	/ R-072A-500	L625295-10	/ L625295-12	Tetrachloroethene (PCE)	6.60	11.0	1.60	50.0	OK	NA
R-072A-50	/ R-072A-500	L625295-10	/ L625295-12	Toluene	2.80	4.50	1.60	46.6	NA	OK
R-072A-50	/ R-072A-500	L625295-10	/ L625295-12	trans-1,2-Dichloroethene	ND	ND	1.60	NA	NA	OK
R-072A-50	/ R-072A-500	L625295-10	/ L625295-12	trans-1,3-Dichloropropene	ND	ND	1.60	NA	NA	OK
R-072A-50	/ R-072A-500	L625295-10	/ L625295-12	Trichloroethene (TCE)	ND	ND	1.60	NA	NA	OK
R-072A-50	/ R-072A-500	L625295-10	/ L625295-12	Trichlorofluoromethane	ND	ND	1.60	NA	NA	OK
R-072A-50	/ R-072A-500	L625295-10	/ L625295-12	Vinyl Chloride	ND	ND	1.60	NA	NA	OK
R-072A-50	/ R-072A-500	L625295-10	/ L625295-12	Xylenes, Total	ND	5.80	4.80	NA	NA	OK

Broadway & Pantano Air Sampling Event
Field Duplicate Report By SDG
CLRCK
CLRCK QAPP
Field Duplicates for SDG: ERPIMS2001_L625531

Location	Analysis
R-074A-W-1	TO15

Field ID - Primary/Field Dup		Lab ID - Primary/Field Dup		Analyte	Primary Result	FD Result	RL	RPD	RPD Check	RL Check
R-074A-WH	/ R-074A-WH0	L625531-04	/ L625531-03	1,1,1-Trichloroethane	ND	ND	1.60	NA	NA	OK
R-074A-WH	/ R-074A-WH0	L625531-04	/ L625531-03	1,1,2,2-Tetrachloroethane	ND	ND	1.60	NA	NA	OK
R-074A-WH	/ R-074A-WH0	L625531-04	/ L625531-03	1,1,2-Trichloro-1,2,2-trifluoroethane	ND	ND	1.60	NA	NA	OK
R-074A-WH	/ R-074A-WH0	L625531-04	/ L625531-03	1,1,2-Trichloroethane	ND	ND	1.60	NA	NA	OK
R-074A-WH	/ R-074A-WH0	L625531-04	/ L625531-03	1,1-Dichloroethane	ND	ND	1.60	NA	NA	OK
R-074A-WH	/ R-074A-WH0	L625531-04	/ L625531-03	1,1-Dichloroethene	ND	ND	1.60	NA	NA	OK
R-074A-WH	/ R-074A-WH0	L625531-04	/ L625531-03	1,2,4-Trichlorobenzene	ND	ND	5.00	NA	NA	OK
R-074A-WH	/ R-074A-WH0	L625531-04	/ L625531-03	1,2,4-Trimethylbenzene	ND	ND	1.60	NA	NA	OK
R-074A-WH	/ R-074A-WH0	L625531-04	/ L625531-03	1,2-Dibromoethane (EDB)	ND	ND	1.60	NA	NA	OK
R-074A-WH	/ R-074A-WH0	L625531-04	/ L625531-03	1,2-Dichlorobenzene	ND	ND	1.60	NA	NA	OK
R-074A-WH	/ R-074A-WH0	L625531-04	/ L625531-03	1,2-Dichloroethane	ND	ND	1.60	NA	NA	OK
R-074A-WH	/ R-074A-WH0	L625531-04	/ L625531-03	1,2-Dichloropropane	ND	ND	1.60	NA	NA	OK
R-074A-WH	/ R-074A-WH0	L625531-04	/ L625531-03	1,2-Dichlorotetrafluoroethane	120	150	1.60	22.2	OK	NA
R-074A-WH	/ R-074A-WH0	L625531-04	/ L625531-03	1,3,5-Trimethylbenzene	ND	ND	1.60	NA	NA	OK

Broadway & Pantano Air Sampling Event
Field Duplicate Report By SDG
CLRCK
CLRCK QAPP
Field Duplicates for SDG: ERPIMS2001_L625531

Location	Analysis
R-074A-WH	TO15

Field ID - Primary/Field Dup		Lab ID - Primary/Field Dup		Analyte	Primary Result	FD Result	RL	RPD	RPD Check	RL Check
R-074A-WH	/ R-074A-WH0	L625531-04	/ L625531-03	1,3-Dichlorobenzene	ND	ND	1.60	NA	NA	OK
R-074A-WH	/ R-074A-WH0	L625531-04	/ L625531-03	1,4-Dichlorobenzene	ND	ND	1.60	NA	NA	OK
R-074A-WH	/ R-074A-WH0	L625531-04	/ L625531-03	Benzene	ND	ND	1.60	NA	NA	OK
R-074A-WH	/ R-074A-WH0	L625531-04	/ L625531-03	Bromomethane	ND	ND	1.60	NA	NA	OK
R-074A-WH	/ R-074A-WH0	L625531-04	/ L625531-03	Carbon Tetrachloride	ND	ND	1.60	NA	NA	OK
R-074A-WH	/ R-074A-WH0	L625531-04	/ L625531-03	Chlorobenzene	ND	ND	1.60	NA	NA	OK
R-074A-WH	/ R-074A-WH0	L625531-04	/ L625531-03	Chloroethane	ND	ND	1.60	NA	NA	OK
R-074A-WH	/ R-074A-WH0	L625531-04	/ L625531-03	Chloroform	ND	ND	1.60	NA	NA	OK
R-074A-WH	/ R-074A-WH0	L625531-04	/ L625531-03	Chloromethane	ND	ND	1.60	NA	NA	OK
R-074A-WH	/ R-074A-WH0	L625531-04	/ L625531-03	cis-1,2-Dichloroethylene	ND	ND	1.60	NA	NA	OK
R-074A-WH	/ R-074A-WH0	L625531-04	/ L625531-03	cis-1,3-Dichloropropene	ND	ND	1.60	NA	NA	OK
R-074A-WH	/ R-074A-WH0	L625531-04	/ L625531-03	Dichlorodifluoromethane	200	200	16.0	0.00	OK	NA
R-074A-WH	/ R-074A-WH0	L625531-04	/ L625531-03	Ethylbenzene	ND	ND	1.60	NA	NA	OK
R-074A-WH	/ R-074A-WH0	L625531-04	/ L625531-03	Hexachlorobutadiene	ND	ND	5.00	NA	NA	OK

Broadway & Pantano Air Sampling Event
Field Duplicate Report By SDG
CLRCK
CLRCK QAPP
Field Duplicates for SDG: ERPIMS2001_L625531

Location	Analysis
R-074A-W-1	TO15

Field ID - Primary/Field Dup		Lab ID - Primary/Field Dup		Analyte	Primary Result	FD Result	RL	RPD	RPD Check	RL Check
R-074A-WH	/ R-074A-WH0	L625531-04	/ L625531-03	Isopropanol	95.0	190	10.0	66.7	Out*	NA
R-074A-WH	/ R-074A-WH0	L625531-04	/ L625531-03	Methylene Chloride	3.40	ND	1.60	NA	NA	NA
R-074A-WH	/ R-074A-WH0	L625531-04	/ L625531-03	Styrene	ND	ND	1.60	NA	NA	OK
R-074A-WH	/ R-074A-WH0	L625531-04	/ L625531-03	Tetrachloroethene (PCE)	23.0	30.0	1.60	26.4	OK	NA
R-074A-WH	/ R-074A-WH0	L625531-04	/ L625531-03	Toluene	1.60	3.30	1.60	69.4	NA	OK
R-074A-WH	/ R-074A-WH0	L625531-04	/ L625531-03	trans-1,2-Dichloroethene	ND	ND	1.60	NA	NA	OK
R-074A-WH	/ R-074A-WH0	L625531-04	/ L625531-03	trans-1,3-Dichloropropene	ND	ND	1.60	NA	NA	OK
R-074A-WH	/ R-074A-WH0	L625531-04	/ L625531-03	Trichloroethene (TCE)	1.70	2.20	1.60	25.6	NA	OK
R-074A-WH	/ R-074A-WH0	L625531-04	/ L625531-03	Trichlorofluoromethane	2.10	2.50	1.60	17.4	NA	OK
R-074A-WH	/ R-074A-WH0	L625531-04	/ L625531-03	Vinyl Chloride	ND	ND	1.60	NA	NA	OK
R-074A-WH	/ R-074A-WH0	L625531-04	/ L625531-03	Xylenes, Total	ND	ND	4.80	NA	NA	OK

*Since isopropanol is not a compound of concern, no qualifiers are required.

Notes:
CLRCR = Clear Creek Associates, Inc.
FD = Field Duplicate
RL = Reporting Limit
RPD = Relative Percent Difference

NA = Not Applicable
ND = Not detected
OK = within RPD or RL criteria
OUT = RPD greater than criteria of less than or equal to 50

RPD Check = RPD within the criteria of less than or equal to 50. At least one result is greater than or equal to 5 times the RL.
RL Check = Both the primary sample and FD results are ND and/or less than 5 times the RL (field duplicate RPD criteria is NA).

APPENDIX I6

COMMUNICATION

L621182-06

Soil Vapor Sampling Form - Summa Canisters

Well ID (depth): PRUD-1 (unknown)
Site Location: YMCA Parking Lot
Condition of Well: Good

Date: 2/19/13
Samplers: MB, RG, VH
QA Sample ID: N/A

Purge Volume Calculation

Purge Volume (from SAP tables): *100,000 mL = 3.5 cf Volume Purged Prior to Sample Collection: 3.6 cf

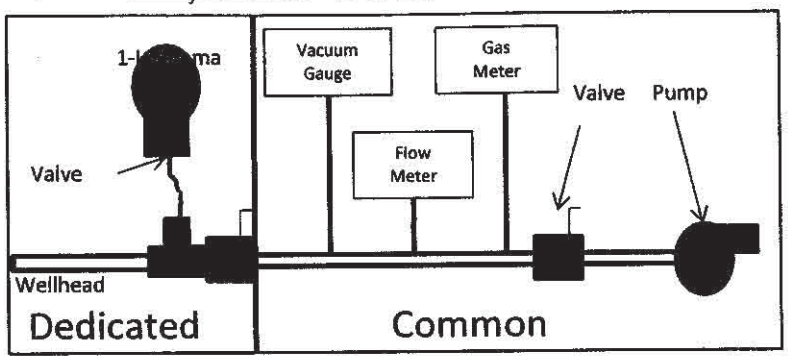

Well Evacuation

Time	Elapsed Time (minutes)	Purge Rate (cf /min)	Volume Purged (cf)	Vacuum (in. water)	Landfill Gas Concentrations CH4	CO2	O2
1257	2	0.3	0.6	~1	0.5%	7.4%	11.3%
1300	5	0.3	1.5	~1	0.4	7.3	11.6
1305	10	0.3	3.0	~1	0.4	7.5	11.5
1307	12	0.3	3.6	~1	0.5	7.3	11.5

Sample Collection

QC Sample Collected: Yes ☐ No ☑

Summa Canister Serial Number: A8222
Summa Canister Lab Number: 1085
Flow Regulator and Vacuum Gauge Serial Number: 9
Vacuum Pump Start Time: 12:55
Vacuum Pump Stop Time: 13:07
Open Summa Time: 13:07
Close Summa Time: 13:15
Pre-Fill Summa Canister Vacuum (in. Hg): -27
Post-Fill Summa Canister Vacuum (in. Hg): -1
Time Sample Collected: 1307

Notes: *Well construction unknown

12:55 Turned on vac pump @ 0.3 cfm ~1 in H2O
Droplets of water sputtering up tube from well, but staying within 1 ft of top of well & 3+ ft from summa canister & gauges
13:07 turned off vac pump

Sampler's Signature: [signature] Date: 2/19/13

13:07 ~~turned on~~ open summa valve
13:15 closed summa valve

CLEAR CREEK ASSOCIATES

L621695-01

Soil Vapor Sampling Form - Summa Canisters

Well ID (depth): WR-434A-D (50 ft)

Site Location: SW corner of Goilob Park

Condition of Well: Good

Date: 2-21-13

Samplers: VNH

QA Sample ID: NA

Purge Volume Calculation

Purge Volume (from SAP tables): 404,016 mL / 14.3 ft³

Volume Purged Prior to Sample Collection: 14.7 ft³

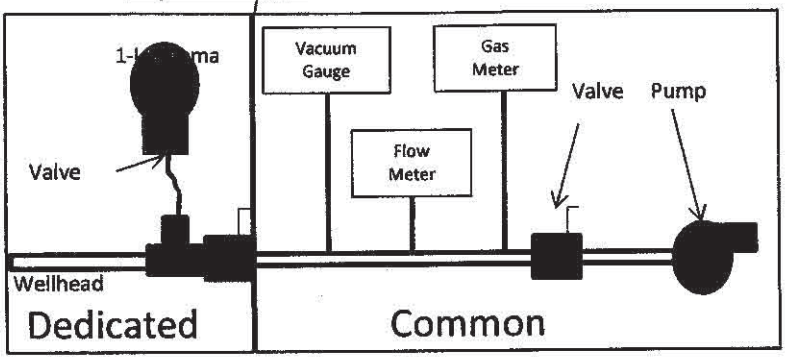

Well Evacuation

Time	Elapsed Time (minutes)	Purge Rate (cf /min)	Volume Purged (cf)	Vacuum (in. water)	Landfill Gas Concentrations CH4	CO2	O2
0903	0	0.7	0	10			
0908	5	0.7	3.5	10	0.0	12.4	5.6
0913	10	0.7	7.0	10	0.0	12.5	5.6
0918	15	0.7	10.5	10	0.0	12.6	5.6
0923	20	0.7	14.0	10	0.0	12.5	5.6

Sample Collection

QC Sample Collected: Yes ☐ No ☒

Summa Canister Serial Number: 5524

Summa Canister Lab Number: 615

Flow Regulator and Vacuum Gauge Serial Number: 11

Vacuum Pump Start Time: 0903

Vacuum Pump Stop Time: 0924

Open Summa Time: 0924

Close Summa Time: 0932

Pre-Fill Summa Canister Vacuum (in. Hg): -27

Post-Fill Summa Canister Vacuum (in. Hg): -1

Time Sample Collected: 0921

Notes: Some moisture in tube from probe

Sampler's Signature: [signature]

Date: 2/21/13

CLEAR CREEK ASSOCIATES

N:\Projects\ADEQ\BP LOU RI\Field work\Vapor Sampling Form 2013 Modified

L621695-02

Soil Vapor Sampling Form - Summa Canisters

Well ID (depth): WR-434A-C (150 ft)

Date: 2-21-13

Site Location: Gollob Park

Samplers: VNH

Condition of Well: Good

QA Sample ID: NA

Purge Volume Calculation

Purge Volume (from SAP tables): 416,468 mL / 14.7 ft³

Volume Purged Prior to Sample Collection: 14.7 cf

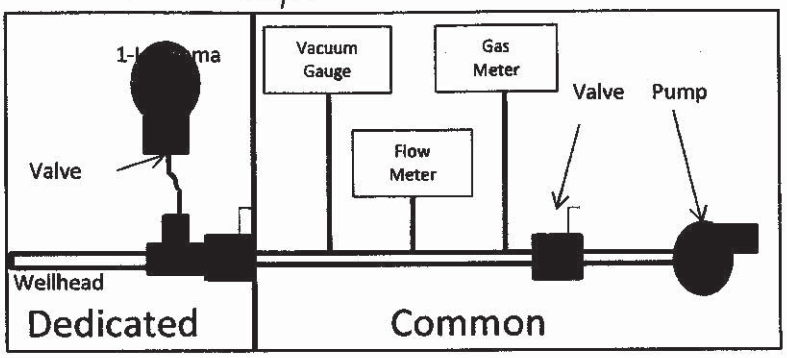

Well Evacuation

Time	Elapsed Time (minutes)	Purge Rate (cf /min)	Volume Purged (cf)	Vacuum (in. water)	Landfill Gas Concentrations CH4	CO2	O2
0951	0	0.6	0	12			
0956	5	0.7	3.5	12	0.0	19.8	0.8
1001	10	0.7	7	12	0.0	19.9	0.7
1006	15	0.7	10.5	12	0.0	19.6	0.8
1011	20	0.7	14	12	0.0	19.9	0.8

Sample Collection

QC Sample Collected: Yes ☐ No ☒

Summa Canister Serial Number:	A7598	
Summa Canister Lab Number:	791	
Flow Regulator and Vacuum Gauge Serial Number:	NA	
Vacuum Pump Start Time	0951	
Vacuum Pump Stop Time	1012	
Open Summa Time	1012	
Close Summa Time	1019	
Pre-Fill Summa Canister Vacuum (in. Hg):	-28	
Post-Fill Summa Canister Vacuum (in. Hg):	-1	
Time Sample Collected	1012	

Notes: Some moisture in tube leading from probe

Sampler's Signature: [signature]

Date: 2-21-13

CLEAR CREEK ASSOCIATES

N:\Projects\ADEQ\BP LOU RI\Field w ork\Vapor Sampling Form 2013 Modified

L621695-03

Soil Vapor Sampling Form - Summa Canisters

Well ID (depth): WR-434A-B (250')

Date: 2-21-13

Site Location: Gollob Park

Samplers: VNH

Condition of Well: Good

QA Sample ID: NA

Purge Volume Calculation

Purge Volume (from SAP tables): 428,920 mL / 15.1 cf

Volume Purged Prior to Sample Collection: 16.1 cf

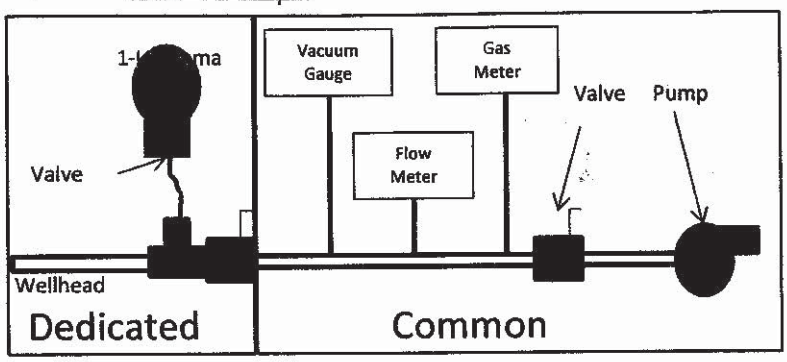

Well Evacuation

Time	Elapsed Time (minutes)	Purge Rate (/min)	Volume Purged (cf)	Vacuum (in. water)	Landfill Gas Concentrations CH4	CO2	O2
1031	0	0.7	0	12			
1038	7	0.7	4.9	12	1.6	19.9	0.0
1045	14	0.7	9.8	12	1.7	20.1	0.0
1052	21	0.7	14.7	12	1.6	18.8	0.0

Sample Collection

QC Sample Collected: Yes ☐ No ☒

Summa Canister Serial Number:	A7606	
Summa Canister Lab Number:	790	
Flow Regulator and Vacuum Gauge Serial Number:	NA	
Vacuum Pump Start Time	1031	
Vacuum Pump Stop Time	1054	
Open Summa Time	1054	
Close Summa Time	1101	
Pre-Fill Summa Canister Vacuum (in. Hg):	-28	
Post-Fill Summa Canister Vacuum (in. Hg):	-1	
Time Sample Collected	1054	

Notes: Moisture in dedicated tube

Sampler's Signature [signature]

Date 2/21/13

CLEAR CREEK ASSOCIATES

N:\Projects\ADEQ\BP LOU RI\Field w ork\Vapor Sampling Form 2013 Modified

L621695-04

Soil Vapor Sampling Form - Summa Canisters

Well ID (depth): WR-434A-A (350ft)

Date: 2/21/13

Site Location: Gollob Park

Samplers: VNH

Condition of Well: Good

QA Sample ID: NA

Purge Volume Calculation

Purge Volume (from SAP tables): 441,371 mL / 15.6 cf

Volume Purged Prior to Sample Collection: 16.1 cf

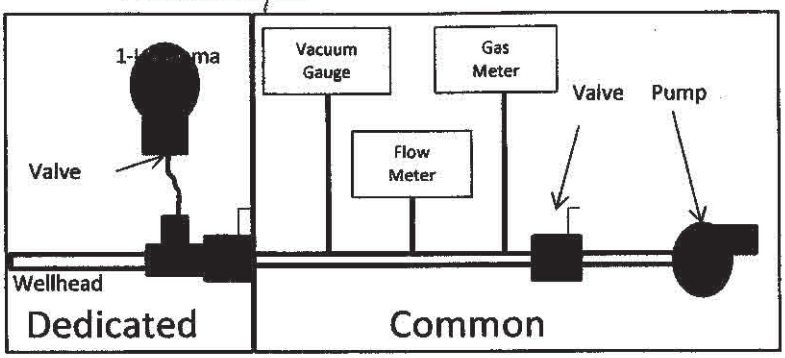

Well Evacuation

Time	Elapsed Time (minutes)	Purge Rate (cf /min)	Volume Purged (cf)	Vacuum (in. water)	Landfill Gas Concentrations CH4	CO2	O2
1115	Ø	0.7	Ø	12			
1122	7	0.7	4.9	18	2.0	4.2	0.0
1129	14	0.7	9.8	16	2.0	4.3	0.0
1136	21	0.7	14.7	16	2.0	4.4	0.0

Sample Collection

QC Sample Collected: Yes ☐ No ☒

Summa Canister Serial Number: A6607

Summa Canister Lab Number: 732

Flow Regulator and Vacuum Gauge Serial Number: NA

Vacuum Pump Start Time: 1115

Vacuum Pump Stop Time: 1138

Open Summa Time: 1138

Close Summa Time: 1145

Pre-Fill Summa Canister Vacuum (in. Hg): -27

Post-Fill Summa Canister Vacuum (in. Hg): -1

Time Sample Collected: 1138

Notes: Moisture in dedicated tubing.

Sampler's Signature: [signature]

Date: 2/21/13

CLEAR CREEK ASSOCIATES

N:\Projects\ADEQ\BP LOU RI\Field w ork\Vapor Sampling Form 2013 Modified

L621695-05

Soil Vapor Sampling Form - Summa Canisters

Well ID (depth): Unknown

Site Location: MW-5

Condition of Well: Good

Date: 2/21/13

Samplers: UNH

QA Sample ID: NA

Purge Volume Calculation

Purge Volume (from SAP tables): Unknown

Volume Purged Prior to Sample Collection: 15.3 cf

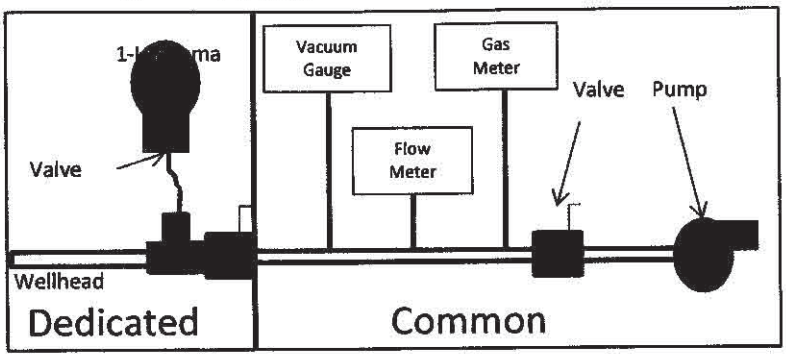

Well Evacuation

Time	Elapsed Time (minutes)	Purge Rate (cf /min)	Volume Purged (cf)	Vacuum (in. water)	Landfill Gas Concentrations CH4	CO2	O2
1404	Ø	0.8	Ø	12			
1409	5	0.9	4.0	12	6.2	14.0	0.4
1414	10	0.9	8.0	12	7.2	15.2	0.0
1419	15	0.9	12.0	12	7.4	15.5	0.0

Sample Collection

QC Sample Collected: Yes ☐ No ☒

Summa Canister Serial Number:	A7993	
Summa Canister Lab Number:	943	
Flow Regulator and Vacuum Gauge Serial Number:	NA	
Vacuum Pump Start Time	1404	
Vacuum Pump Stop Time	1421	
Open Summa Time	1421	
Close Summa Time	1434	
Pre-Fill Summa Canister Vacuum (in. Hg):	-28	
Post-Fill Summa Canister Vacuum (in. Hg):	-1	
Time Sample Collected	1421	

Notes: Moisture in dedicated tube

Sampler's Signature [signature]

Date 2/21/13

CLEAR CREEK ASSOCIATES

L621695-06

Soil Vapor Sampling Form - Summa Canisters

Well ID (depth): MW-6

Site Location: Broadway Proper

Condition of Well: Good

Date: 2/21/13

Samplers: JNH

QA Sample ID: NA

Purge Volume Calculation

Purge Volume (from SAP tables): Unknown

Volume Purged Prior to Sample Collection: 7.2 cf

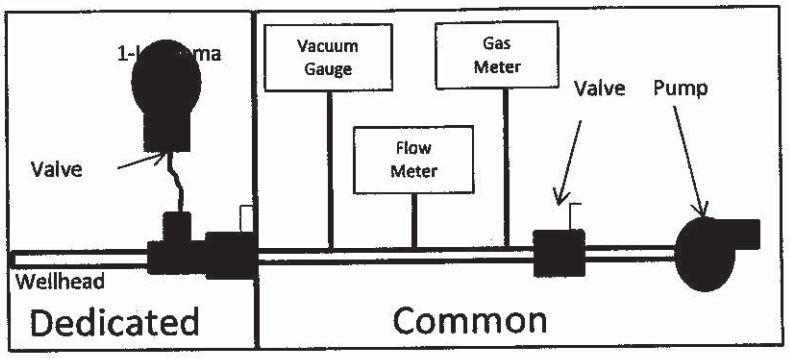

Well Evacuation

Time	Elapsed Time (minutes)	Purge Rate (/min)	Volume Purged ( )	Vacuum (in. water)	Landfill Gas Concentrations CH4	CO2	O2
1512	0	0.9	0	12			
1515	3	0.8	2.4	10	0.0	5.6	14.1
1518	6	0.8	4.8	10	0.0	5.6	14.3
1521	9	0.8	7.2	12	0.0	5.5	14.4

Sample Collection

QC Sample Collected: Yes ☐ No ☒

Summa Canister Serial Number: A8579

Summa Canister Lab Number: 1230

Flow Regulator and Vacuum Gauge Serial Number: NA

Vacuum Pump Start Time: 1512

Vacuum Pump Stop Time: 1521

Open Summa Time: 1521

Close Summa Time: 1528

Pre-Fill Summa Canister Vacuum (in. Hg): -27

Post-Fill Summa Canister Vacuum (in. Hg): -1

Time Sample Collected: 1521

Notes: Moisture in dedicated tubing

Sampler's Signature: [signature]

Date: 2/21/13

CLEAR CREEK ASSOCIATES

N:\Projects\ADEQ\BP LOU RI\Field work\Vapor Sampling Form 2013 Modified

L621998-01

Soil Vapor Sampling Form - Summa Canisters

Well ID (depth): BSDP-4-150 (150ft)

Site Location: Broadway South Hilton

Condition of Well: Good

Date: 2/25/13

Samplers: VNH

QA Sample ID: NA

Purge Volume Calculation

Purge Volume (from SAP tables): 258,663 mL / 9.1 cf

Volume Purged Prior to Sample Collection: 10 cf

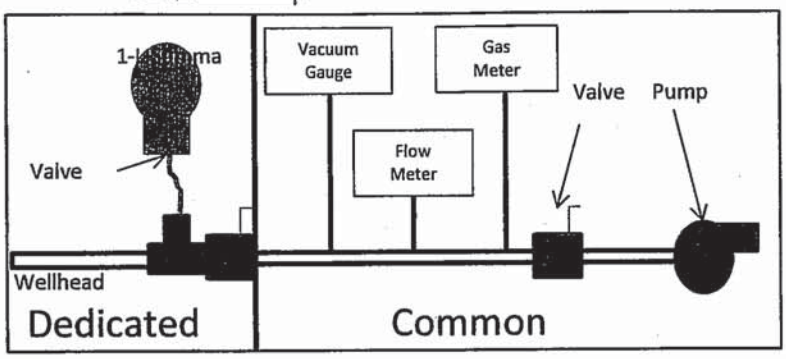

Well Evacuation

Time	Elapsed Time (minutes)	Purge Rate (cf /min)	Volume Purged (cf)	Vacuum (in. water)	Landfill Gas Concentrations CH4	CO2	O2
1249	Ø	1.0	Ø	Ø			
1252	3	1.0	3.0	Ø	1.9	3.1	16.3
1255	6	1.0	6.0	Ø	1.9	3.1	16.3
1258	9	1.0	9.0	Ø	2.0	3.4	16.5

Sample Collection

QC Sample Collected: Yes ☐ No ☑

Summa Canister Serial Number:	A8221	
Summa Canister Lab Number:	1066	
Flow Regulator and Vacuum Gauge Serial Number:	NA	
Vacuum Pump Start Time	1249	
Vacuum Pump Stop Time	1259	
Open Summa Time	1259	
Close Summa Time	1305	
Pre-Fill Summa Canister Vacuum (in. Hg):	-27	
Post-Fill Summa Canister Vacuum (in. Hg):	-1	
Time Sample Collected	1259	

Notes: Some moisture in dedicated

Sampler's Signature: [signature]

Date: 2/25/13

CLEAR CREEK ASSOCIATES

N:\Projects\ADEQ\BP LOU RI\Field w ork\Vapor Sampling Form 2013 Modified

Soil Vapor Sampling Form - Summa Canisters

L621998-02

Well ID (depth): BP-23-200 (200ft)

Site Location: Broadway South Hilton

Condition of Well: Good

Date: 2/25/13

Samplers: VNH

QA Sample ID: NA

Purge Volume Calculation

Purge Volume (from SAP tables): 294,122mL / 10.4 cf

Volume Purged Prior to Sample Collection: 11 cf

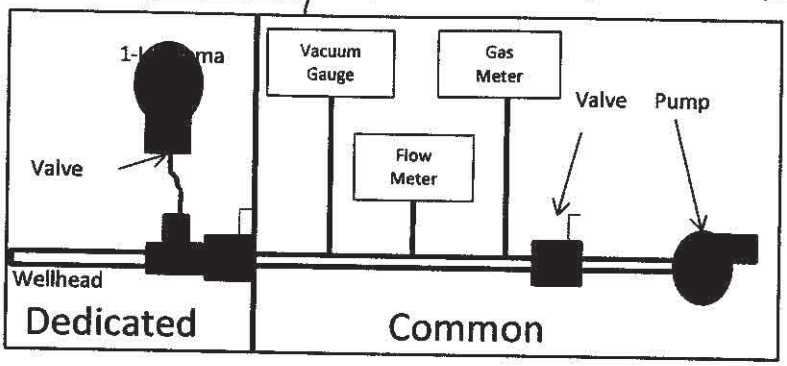

Well Evacuation

Time	Elapsed Time (minutes)	Purge Rate (cf /min)	Volume Purged (cf)	Vacuum (in. water)	Landfill Gas Concentrations CH4	CO2	O2
1321	Ø	1.0	Ø	3			
1324	3	1.0	3.0	3	6.1	8.0	7.0
1327	6	1.0	6.0	3	6.1	8.5	6.7
1330	9	1.0	9.0	3	6.6	9.5	5.6

Sample Collection

QC Sample Collected: Yes ☐ No ☒

Summa Canister Serial Number:	A8575	
Summa Canister Lab Number:	1226	
Flow Regulator and Vacuum Gauge Serial Number:	NA	
Vacuum Pump Start Time	1321	
Vacuum Pump Stop Time	1332	
Open Summa Time	1332	
Close Summa Time	1339	
Pre-Fill Summa Canister Vacuum (in. Hg):	-27	
Post-Fill Summa Canister Vacuum (in. Hg):	-1	
Time Sample Collected	1332	

Notes: Moisture in dedicated
Requires 1" coupling + 1" X 1/2" adapter + 1/2" x 3/8" threaded barb

Sampler's Signature [signature]

Date 2/25/13

CLEAR CREEK ASSOCIATES

N:\Projects\ADEQ\BP LOU RI\Field w ork\Vapor Sampling Form 2013 Modified

Soil Vapor Sampling Form - Summa Canisters

L621998-03

Well ID (depth): BSDP-4-50 (50ft)

Site Location: Broadway South Hilton

Condition of Well: Good

Date: 2/25/13

Samplers: VNH

QA Sample ID: NA

Purge Volume Calculation

Purge Volume (from SAP tables): 184,995 mL / 6.5 cf

Volume Purged Prior to Sample Collection: 7.0 cf

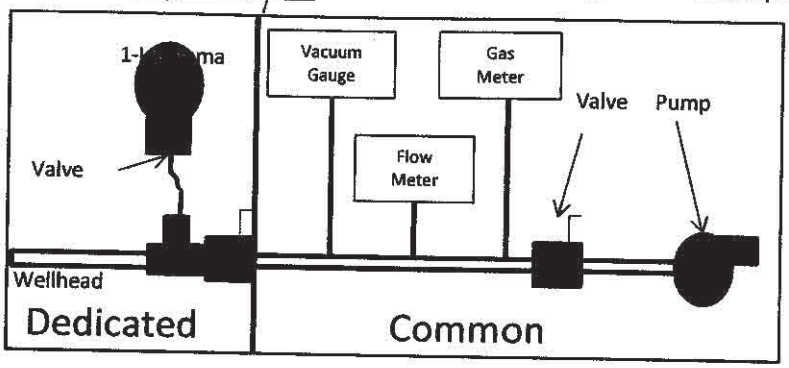

Well Evacuation

Time	Elapsed Time (minutes)	Purge Rate (cf /min)	Volume Purged (cf)	Vacuum (in. water)	Landfill Gas Concentrations CH4	CO2	O2
1147	Ø	1.0	Ø	Ø			
1149	2	1.0	2.0	Ø	0.3	0.8	20.7
1151	4	1.0	4.0	Ø	0.7	1.4	19.9
1153	6	1.0	6.0	Ø	1.0	1.9	19.1

Sample Collection

QC Sample Collected: Yes ☐ No ☒

Summa Canister Serial Number:	A8603	
Summa Canister Lab Number:	1215	
Flow Regulator and Vacuum Gauge Serial Number:	6	
Vacuum Pump Start Time	1147	
Vacuum Pump Stop Time	1154	
Open Summa Time	1154	
Close Summa Time	1200	
Pre-Fill Summa Canister Vacuum (in. Hg):	-28	
Post-Fill Summa Canister Vacuum (in. Hg):	-1	
Time Sample Collected	1154	

Notes: Notice Moisture in dedicated
Needed 1" coupler + 1" x 1/2" adapter + 1/2" x 3/8" threaded barb.

Sampler's Signature: [signature]

Date: 2/25/13

CLEAR CREEK ASSOCIATES

N:\Projects\ADEQ\BP LOU RI\Field w ork\Vapor Sampling Form 2013 Modified

L621998-04

Soil Vapor Sampling Form - Summa Canisters

Well ID (depth): BSDP-2-100 (100 ft)

Date: 2/25/13

Site Location: Broadway Southwest 4.7 ton

Samplers: VNT

Condition of Well: Good

QA Sample ID: NA

Purge Volume Calculation

Purge Volume (from SAP tables): 274,894 mL / 9.7 cf

Volume Purged Prior to Sample Collection: 10 cf

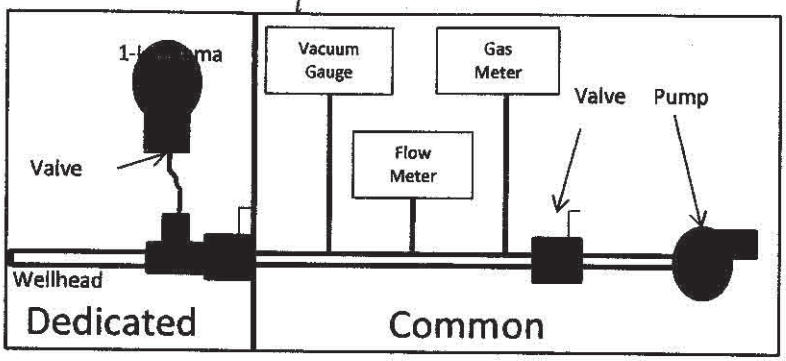

Well Evacuation

Time	Elapsed Time (minutes)	Purge Rate (cf /min)	Volume Purged (cf)	Vacuum (in. water)	Landfill Gas Concentrations CH4	CO2	O2
1529	Ø	1.0	Ø	Ø			
1532	3	1.0	3.0	Ø	9.2	17.1	0.4
1535	6	1.0	6.0	Ø	9.7	17.6	0.4
1538	9	1.0	9.0	Ø	9.8	17.7	0.4

Sample Collection

QC Sample Collected: Yes ☐ No ☒

Summa Canister Serial Number:	5529	
Summa Canister Lab Number:	597	
Flow Regulator and Vacuum Gauge Serial Number:	NA	
Vacuum Pump Start Time	1529	
Vacuum Pump Stop Time	1539	
Open Summa Time	1539	
Close Summa Time	1539	
Pre-Fill Summa Canister Vacuum (in. Hg):	-24	
Post-Fill Summa Canister Vacuum (in. Hg):	-1	
Time Sample Collected	1539	

Notes: Moisture in dedicated

Requires 1" coupling + 1" X 1/2" reducer + 1/2" X 3/8" threaded barb

Sampler's Signature [signature]

Date 2/25/13

CLEAR CREEK ASSOCIATES

N:\Projects\ADEQ\BP LOU RI\Field w ork\Vapor Sampling Form 2013 Modified

Soil Vapor Sampling Form - Summa Canisters

L621998-06

Well ID (depth): BP-23-300 (300ft)

Site Location: Broadways South Hilton

Condition of Well: Good

Date: 2/25/13

Samplers: VNH

QA Sample ID: NA

Purge Volume Calculation

Purge Volume (from SAP tables): 358,324 mL / 12.7 mL

Volume Purged Prior to Sample Collection: 12.6 cf

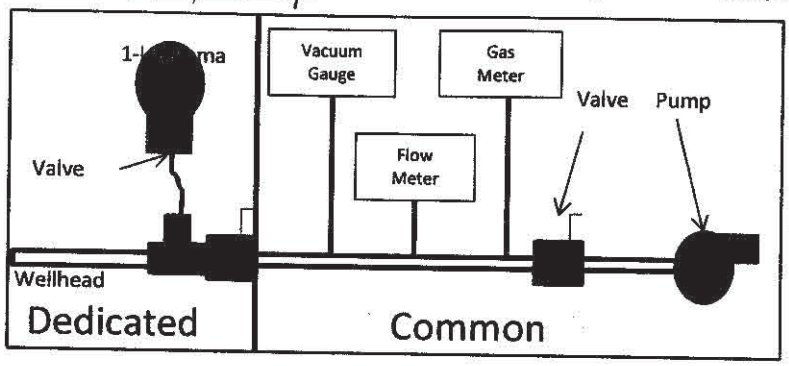

Well Evacuation

Time	Elapsed Time (minutes)	Purge Rate (cf /min)	Volume Purged (cf)	Vacuum (in. water)	Landfill Gas Concentrations CH4	CO2	O2
1422	Ø	0.9	Ø	5			
1426	4	0.9	3.6	5	0.5	0.2	22.0
1430	8	0.9	7.2	5	1.1	0.8	10.3
1434	12	0.9	10.8	5	2.6	1.7	17.1
1436	14	0.9	12.6	5	3.6	2.3	14.9

Sample Collection

QC Sample Collected: Yes ☐ No ☒

Summa Canister Serial Number:	A8198	
Summa Canister Lab Number:	1069	
Flow Regulator and Vacuum Gauge Serial Number:	5	
Vacuum Pump Start Time	1422	
Vacuum Pump Stop Time	1436	
Open Summa Time	1436	
Close Summa Time	1445	
Pre-Fill Summa Canister Vacuum (in. Hg):	-27	
Post-Fill Summa Canister Vacuum (in. Hg):	-1	
Time Sample Collected	1436	

Notes: Moisture in Dedicated.
Requires 1" coupling w/ 1" X 1/2" adapter w/ 1/2" X 3/8" threaded barb

Sampler's Signature: [signature]

Date: 2/25/13

CLEAR CREEK ASSOCIATES

N:\Projects\ADEQ\BP LOU RI\Field w ork\Vapor Sampling Form 2013 Modified

Soil Vapor Sampling Form - Summa Canisters

L621998-10

Well ID (depth): BP-23-250 (250 ft)

Site Location: Broadway South Hilton

Condition of Well: Good

Date: 2/25/13

Samplers: VWT

QA Sample ID: NA

Purge Volume Calculation

Purge Volume (from SAP tables): 319,373 mL / 11.3 cf

Volume Purged Prior to Sample Collection: 11.7 cf

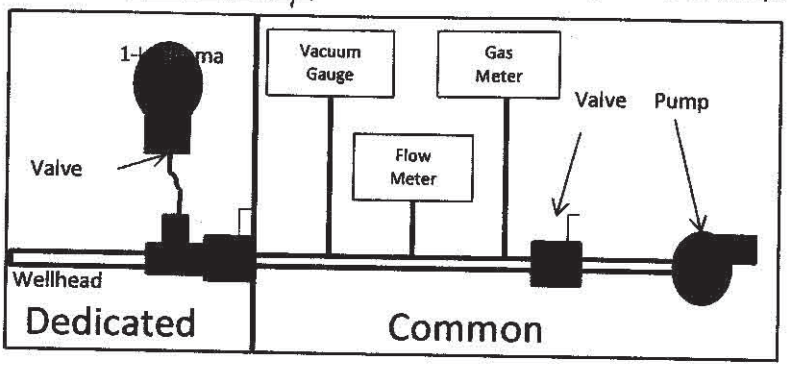

Well Evacuation

Time	Elapsed Time (minutes)	Purge Rate (cf /min)	Volume Purged (cf)	Vacuum (in. water)	Landfill Gas Concentrations CH4	CO2	O2
1350	Ø	0.9	Ø	6			
1354	4	0.9	3.6	6	1.3	1.5	19.1
1358	8	0.9	7.2	5	3.1	3.3	15.9
1402	12	0.9	10.8	5	2.9	3.2	15.9

Sample Collection

QC Sample Collected: Yes ☐ No ☒

Summa Canister Serial Number:	2352
Summa Canister Lab Number:	375
Flow Regulator and Vacuum Gauge Serial Number:	NA
Vacuum Pump Start Time	1350
Vacuum Pump Stop Time	1403
Open Summa Time	1403
Close Summa Time	1409
Pre-Fill Summa Canister Vacuum (in. Hg):	-27
Post-Fill Summa Canister Vacuum (in. Hg):	-1
Time Sample Collected	1403

Notes: Moisture in dedicated

Requires 1" coupling + 1" X 1/2" adapter + 1/2" X 3/8" threaded barb

Sampler's Signature [signature]

Date 2/25/13

CLEAR CREEK ASSOCIATES

N:\Projects\ADEQ\BP LOU RI\Field w ork\Vapor Sampling Form 2013 Modified

L621998-13

Soil Vapor Sampling Form - Summa Canisters

Well ID (depth): BSDP-4-100 (100ft)

Site Location: Broadway South Hilton

Condition of Well: Good

Date: 2/25/13

Samplers: VH

QA Sample ID: NA

Purge Volume Calculation

Purge Volume (from SAP tables): 211/173 mL / 7.5 cf

Volume Purged Prior to Sample Collection: 8.0

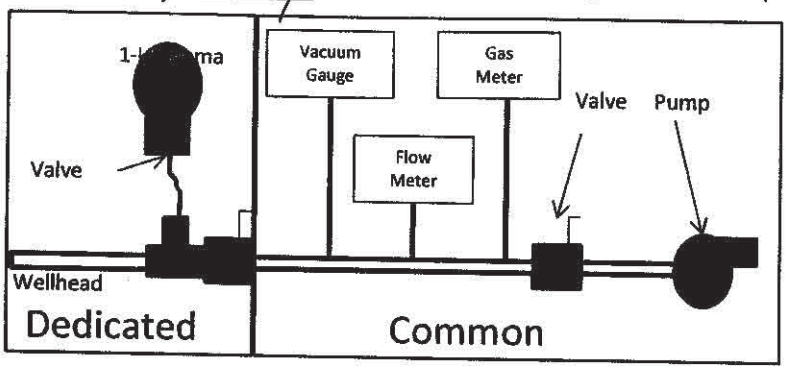

Well Evacuation

Time	Elapsed Time (minutes)	Purge Rate (cf /min)	Volume Purged (cf)	Vacuum (in. water)	Landfill Gas Concentrations CH4	CO2	O2
1212	Ø	1.0	Ø	2			
1214	2	1.0	2.0	2	6.1	10.3	6.7
1216	4	1.0	4.0	2	8.0	14.8	1.9
1218	6	1.0	6.0	2	8.0	14.6	2.1
1220	8	1.0	8.0	2	7.9	14.6	2.3

Sample Collection

QC Sample Collected: Yes ☐ No ☑

Summa Canister Serial Number:	A8215	
Summa Canister Lab Number:	1093	
Flow Regulator and Vacuum Gauge Serial Number:	NA	
Vacuum Pump Start Time	1212	
Vacuum Pump Stop Time	1220	
Open Summa Time	1221	
Close Summa Time	1229	
Pre-Fill Summa Canister Vacuum (in. Hg):	-26	
Post-Fill Summa Canister Vacuum (in. Hg):	-1	
Time Sample Collected	1221	

Notes: Moisture in dedicated.
Needed 1" couple + 1"X1/2" adapter + 1/2"X3/8" threaded barb

Sampler's Signature [signature]

Date 2/25/13

CLEAR CREEK ASSOCIATES

N:\Projects\ADEQ\BP LOU RI\Field w ork\Vapor Sampling Form 2013 Modified

L622459-13

Soil Vapor Sampling Form - Summa Canisters

Well ID (depth): DP-7-50

Site Location: Broadway North Landfill

Condition of Well: Good, no lock

Date: 2/27/15

Samplers: MB + VNH

QA Sample ID: NA

Purge Volume Calculation

Purge Volume (from SAP tables): 143,724 mL / 5.1 cf

Volume Purged Prior to Sample Collection: 5.6 cf

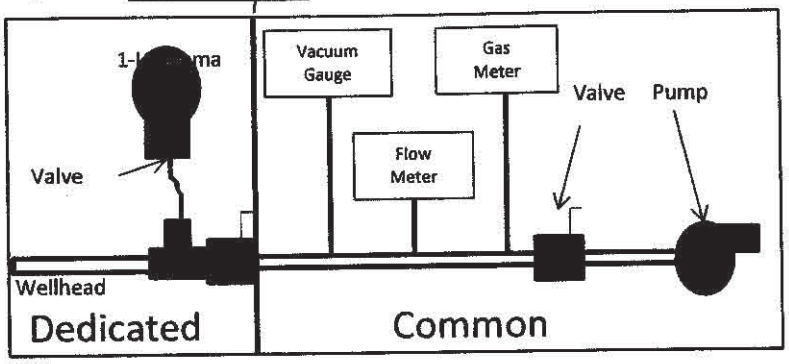

Well Evacuation

Time	Elapsed Time (minutes)	Purge Rate (cf /min)	Volume Purged (cf)	Vacuum (in. water)	Landfill Gas Concentrations CH4	CO2	O2
0941	Ø	0.8	Ø	Ø.0			
0943	2	0.8	1.6	0.0	0.0	1.2	19.6
0945	4	0.8	3.2	Ø	0.1	1.3	19.6
0947	6	0.8	4.8	Ø	0.1	1.3	19.6

Sample Collection

QC Sample Collected: Yes ☐ No ☒

Summa Canister Serial Number:	A8723	
Summa Canister Lab Number:	1272	
Flow Regulator and Vacuum Gauge Serial Number:	NA	
Vacuum Pump Start Time	0941	
Vacuum Pump Stop Time	0948	
Open Summa Time	0948	
Close Summa Time	0955	
Pre-Fill Summa Canister Vacuum (in. Hg):	-27	
Post-Fill Summa Canister Vacuum (in. Hg):	-1	
Time Sample Collected	0948	

Notes: Moisture in dedicated

Sampler's Signature [signature]

Date 2/27/13

CLEAR CREEK ASSOCIATES

N:\Projects\ADEQ\BP LOU RI\Field work\Vapor Sampling Form 2013 Modified

L622459-14

Soil Vapor Sampling Form - Summa Canisters

Well ID (depth): DP-7-100

Site Location: Broadway North Landfill

Condition of Well: Good, No Lock

Date: 2/27/13

Samplers: M. Busby, V. Hermosilla

QA Sample ID: NA

Purge Volume Calculation

Purge Volume (from SAP tables): 156,098 mL / 15.5 cf

Volume Purged Prior to Sample Collection: 6.0 cf

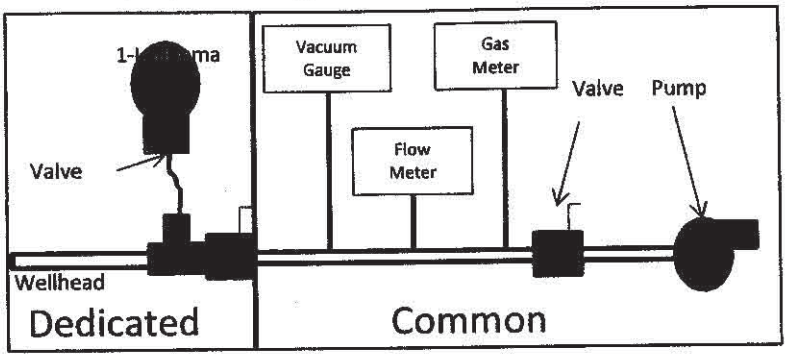

Well Evacuation

Time	Elapsed Time (minutes)	Purge Rate (cf /min)	Volume Purged (cf)	Vacuum (in. water)	Landfill Gas Concentrations CH4	CO2	O2
1006	Ø	1.0	Ø	Ø			
1008	2	1.0	2.0	Ø	0.3	9.7	7.1
1010	4	1.0	4.0	Ø	0.4	9.7	7.3
1012	6	1.0	6.0	Ø	0.3	9.7	8.7

Sample Collection

QC Sample Collected: Yes ☐ No ☒

Summa Canister Serial Number: A8744

Summa Canister Lab Number: 1262

Flow Regulator and Vacuum Gauge Serial Number: 100700 2268

Vacuum Pump Start Time: 1006

Vacuum Pump Stop Time: 1012

Open Summa Time: 1013

Close Summa Time: 1020

Pre-Fill Summa Canister Vacuum (in. Hg): -27

Post-Fill Summa Canister Vacuum (in. Hg): -1

Time Sample Collected: 1013

Notes: Moisture in dedicated

Sampler's Signature: [signature]

Date: 2/27/13

CLEAR CREEK ASSOCIATES

N:\Projects\ADEQ\BP LOU RI\Field work\Vapor Sampling Form 2013 Modified

Soil Vapor Sampling Form - Summa Canisters

L623064-09

Well ID (depth): PRUD-20-25

Site Location: Gallob

Condition of Well: water just below probes

Date: 3/4/13

Samplers: MB + VM

QA Sample ID: NA

Purge Volume Calculation

Purge Volume (from SAP tables): 47,33 mL / 1.7 cf

Volume Purged Prior to Sample Collection: 1.8 cf

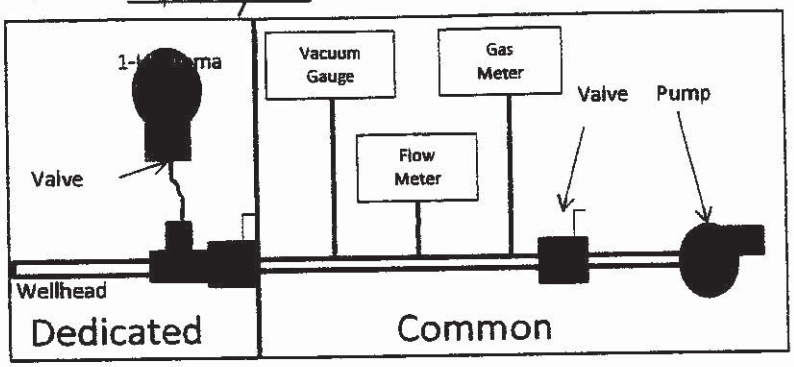

Well Evacuation

Time	Elapsed Time (minutes)	Purge Rate (cf /min)	Volume Purged (cf)	Vacuum (in. water)	Landfill Gas Concentrations CH4	CO2	O2
0831	Ø	0.9	Ø	3			
0832	1	0.6	0.6	Ø	0.1	2.9	17.9
0833	2	0.6	1.2	Ø	0.1	2.9	18.1
0834	3	0.6	1.8	Ø	0.1	2.9	18.0

Sample Collection

QC Sample Collected: Yes ☐ No ☒

Summa Canister Serial Number:	A8562	
Summa Canister Lab Number:	12419	
Flow Regulator and Vacuum Gauge Serial Number:	9	
Vacuum Pump Start Time	0831	
Vacuum Pump Stop Time	0834	
Open Summa Time	0835	
Close Summa Time	0842	
Pre-Fill Summa Canister Vacuum (in. Hg):	-28	
Post-Fill Summa Canister Vacuum (in. Hg):	-1	
Time Sample Collected	0835	

Notes: some water in dedicated tubing - decrease flow rate

Sampler's Signature: [signature]

Date: 3/4/13

CLEAR CREEK ASSOCIATES

N:\Projects\ADEQ\BP LOU RI\Field work\Vapor Sampling Form 2013 Modified

L623482-01

Soil Vapor Sampling Form - Summa Canisters

Well ID (depth): DP-7-150

Site Location: BNL

Condition of Well: Good

Date: 3/5/13

Samplers: MB + VNH

QA Sample ID: NA

Purge Volume Calculation

Purge Volume (from SAP tables): 192,836 cm³ / 6.8 cf

Volume Purged Prior to Sample Collection: 7.0 cf

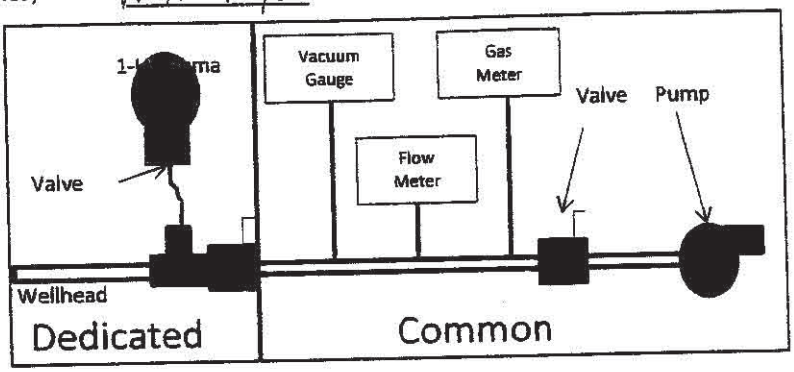

Well Evacuation

Time	Elapsed Time (minutes)	Purge Rate (cf /min)	Volume Purged (cf)	Vacuum (in. water)	Landfill Gas Concentrations CH4	CO2	O2
0752	0	1.0	0	0			
0754	2	1.0	2.0	0	0.2	12.3	2.3
0756	4	1.0	4.0	0	0.2	12.4	2.2
0758	6	1.0	6.0	0	0.1	12.3	2.1

QC Sample Collected: Yes ☐ No ☒

Sample Collection

Summa Canister Serial Number: A7615

Summa Canister Lab Number: 785

Flow Regulator and Vacuum Gauge Serial Number: NA

Vacuum Pump Start Time: 0752

Vacuum Pump Stop Time: 0759

Open Summa Time: 0759

Close Summa Time: 0805

Pre-Fill Summa Canister Vacuum (in. Hg): -27

Post-Fill Summa Canister Vacuum (in. Hg): -1

Time Sample Collected: 0759

Notes: * Moisture in dedicated

Sampler's Signature: [signature]

Date: 3/5/13

CLEAR CREEK ASSOCIATES

N:\Projects\ADEQ\BP LOU RI\Field work\Vapor Sampling Form 2013 Modified

Soil Vapor Sampling Form - Summa Canisters

L623482-02

Well ID (depth): DP-7-250

Site Location: BNL

Condition of Well: Good, no lock

Date: 3/5/13

Samplers: MB + VN

QA Sample ID: NA

Purge Volume Calculation

Purge Volume (from SAP tables): 229,349 ml / 8.1 cf

Volume Purged Prior to Sample Collection: 8.0 cf

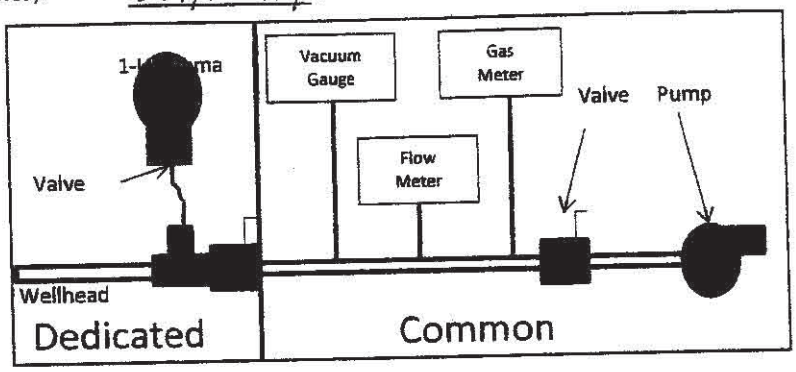

Well Evacuation

Time	Elapsed Time (minutes)	Purge Rate (cf /min)	Volume Purged (cf)	Vacuum (in. water)	Landfill Gas Concentrations CH4	CO2	O2
0810	Ø	1.0	Ø	Ø			
0812	2	1.0	2.0	Ø	0.1	0.1	21.2
0814	4	1.0	4.0	Ø	0.1	0.1	21.2
0816	6	1.0	6.0	Ø	0.1	0.1	21.3
0818	8	1.0	8.0	Ø	0.1	0.1	21.3

QC Sample Collected: Yes ☐ No ☑

Sample Collection

Summa Canister Serial Number:	A85997	
Summa Canister Lab Number:	1214	
Flow Regulator and Vacuum Gauge Serial Number:	1004006090	
Vacuum Pump Start Time	0810	
Vacuum Pump Stop Time	0818	
Open Summa Time	0818	
Close Summa Time	0825	
Pre-Fill Summa Canister Vacuum (in. Hg):	-28	
Post-Fill Summa Canister Vacuum (in. Hg):	-1	
Time Sample Collected	0818	

Notes: Moisture in dedicated.
Fixed w/ 1" threaded couple + 1"x1/2" bushing (threaded) + 1/2"x3/8" threaded bushing + barbed valve
* Teflon tape @ all joints

Sampler's Signature [signature]

Date 3/5/13

CLEAR CREEK ASSOCIATES

N:\Projects\ADEQ\BP LOU RI\Field work\Vapor Sampling Form 2013 Modified

L623482-03

Soil Vapor Sampling Form - Summa Canisters

Well ID (depth): DP-7-300

Site Location: BNL

Condition of Well: Good, no lock

Date: 3/5/13

Samplers: MB + VNH

QA Sample ID: NA

Purge Volume Calculation

Purge Volume (from SAP tables): 355,668 mL / 12.6 cf

Volume Purged Prior to Sample Collection: 13.0 cf

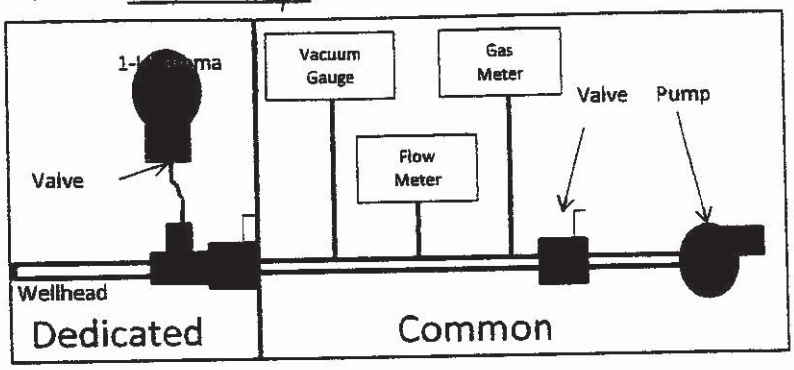

Well Evacuation

Time	Elapsed Time (minutes)	Purge Rate (cf /min)	Volume Purged (cf)	Vacuum (in. water)	Landfill Gas Concentrations CH4	CO2	O2
0830	0	1.0	0	4			
0834	4	1.0	4.0	4	0.1	2.4	20.7
0838	8	1.0	8.0	4	0.1	2.4	20.6
0842	12	1.0	12.0	4	0.1	2.4	20.8

QC Sample Collected: Yes ☐ No ☒

Sample Collection

Summa Canister Serial Number: A7958

Summa Canister Lab Number: 927

Flow Regulator and Vacuum Gauge Serial Number: NA

Vacuum Pump Start Time: 0830

Vacuum Pump Stop Time: 0843

Open Summa Time: 0843

Close Summa Time: 0850

Pre-Fill Summa Canister Vacuum (in. Hg): -28

Post-Fill Summa Canister Vacuum (in. Hg): -1

Time Sample Collected: 0843

Notes: Moisture in dedicated

Sampler's Signature [signature]

Date 3/5/13

CLEAR CREEK ASSOCIATES

N:\Projects\ADEQ\BP LOU RI\Field work\Vapor Sampling Form 2013 Modified

Soil Vapor Sampling Form - Summa Canisters

L624720-01

Well ID (depth): WC-273A-50

Date: 3/12/13

Site Location: BNC

Samplers: VNH + MB

Condition of Well: Good

QA Sample ID: NA

Purge Volume Calculation

Purge Volume (from SAP tables): 145,385 mL / 5.1 cf

Volume Purged Prior to Sample Collection: 5.4 cf

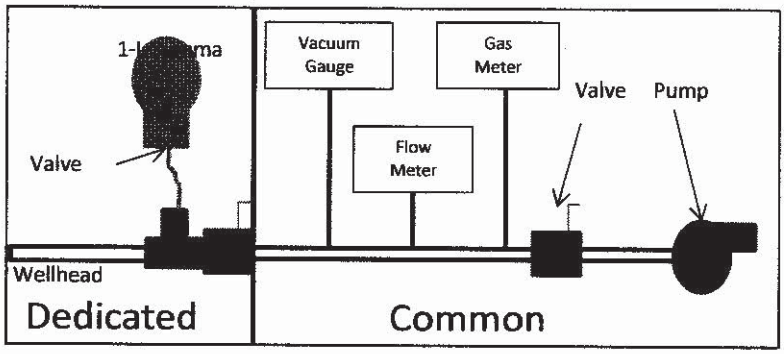

Well Evacuation

Time	Elapsed Time (minutes)	Purge Rate (cf /min)	Volume Purged (cf)	Vacuum (in. water)	Landfill Gas Concentrations CH4	CO2	O2
08:15	0	0.8	0	8			
0817	2	0.8	1.6	8	0.1	1.5	19.2
0819	4	0.8	3.2	8	0.2	1.5	19.0
0821	6	0.8	4.8	8	0.1	1.5	19.0

Sample Collection

QC Sample Collected: Yes ☐ No ☒

Summa Canister Serial Number:	2682
Summa Canister Lab Number:	401
Flow Regulator and Vacuum Gauge Serial Number:	NA
Vacuum Pump Start Time	0815
Vacuum Pump Stop Time	0822
Open Summa Time	0822
Close Summa Time	0828
Pre-Fill Summa Canister Vacuum (in. Hg):	-28
Post-Fill Summa Canister Vacuum (in. Hg):	-1
Time Sample Collected	0822

Notes: 2007 Key

* moisture in dedicated

Sampler's Signature [signature]

Date 3/12/13

CLEAR CREEK ASSOCIATES

N:\Projects\ADEQ\BP LOU RI\Field work\Vapor Sampling Form 2013 Modified

Soil Vapor Sampling Form - Summa Canisters

L624720-02/03

Well ID (depth): WR-273A-135

Date: 3/12/13

Site Location: BNL

Samplers: VNH + MB

Condition of Well: Good

QA Sample ID: WR-273A-1350

Purge Volume Calculation

Purge Volume (from SAP tables): 155,752 mL / 5.5 cf

Volume Purged Prior to Sample Collection: 5.4 cf

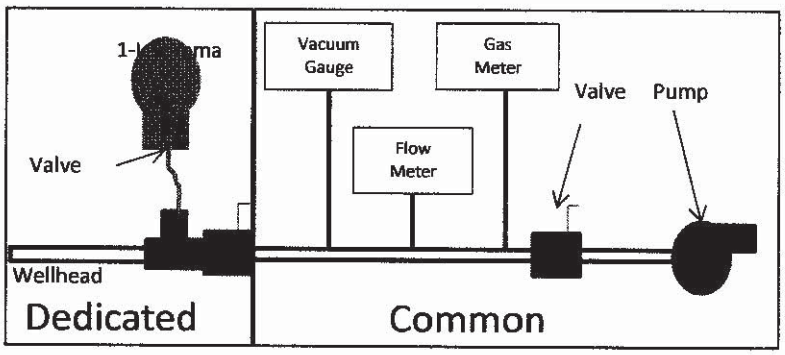

Well Evacuation

Time	Elapsed Time (minutes)	Purge Rate (cf /min)	Volume Purged (cf)	Vacuum (in. water)	Landfill Gas Concentrations CH4	CO2	O2
0830	0	0.8	0	14			
0832	2	0.8	1.6	14	0.1	2.2	17.4
0834	4	0.8	3.2	14	0.1	2.3	17.3
0836	6	0.8	4.8	14	0.1	2.3	17.4

Sample Collection

QC Sample Collected: Yes ☒ No ☐

Summa Canister Serial Number:	A8580	A66622
Summa Canister Lab Number:	1227	755
Flow Regulator and Vacuum Gauge Serial Number:	1004006086	NA
Vacuum Pump Start Time	0830	
Vacuum Pump Stop Time	0837	
Open Summa Time	0837	0837
Close Summa Time	0843	0843
Pre-Fill Summa Canister Vacuum (in. Hg):	-26	-26
Post-Fill Summa Canister Vacuum (in. Hg):	-1	-1
Time Sample Collected	0837	0900

Notes: 2007 Key
*moisture in dedicated

Sampler's Signature [signature] **Date** 3/12/13

CLEAR CREEK ASSOCIATES

N:\Projects\ADEQ\BP LOU RI\Field work\Vapor Sampling Form 2013 Modified

Soil Vapor Sampling Form - Summa Canisters

L624720-04

Well ID (depth): WR-273.4-220

Date: 3/12/13

Site Location: BNL

Samplers: VM + MB

Condition of Well: Good

QA Sample ID: NA

Purge Volume Calculation

Purge Volume (from SAP tables): 166,119 mL / 5.9 cf

Volume Purged Prior to Sample Collection: 7.2 cf

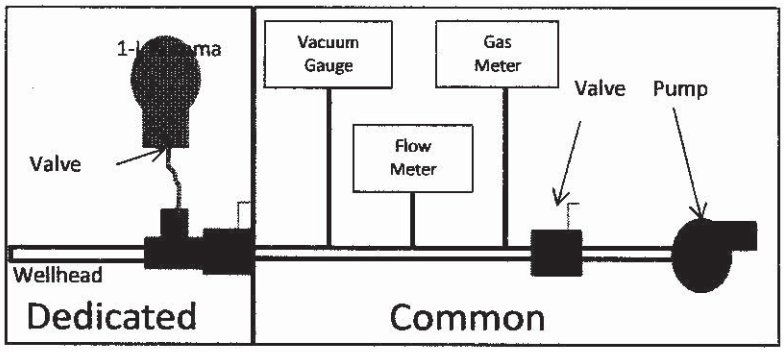

Well Evacuation

Time	Elapsed Time (minutes)	Purge Rate (cf /min)	Volume Purged (cf)	Vacuum (in. water)	Landfill Gas Concentrations CH4	CO2	O2
0851	Ø	0.8	Ø	12			
0853	2	0.8	1.6	12	0.1	3.5	16.5
0855	4	0.8	3.2	12	0.1	3.5	16.4
0857	6	0.8	4.8	12	0.1	3.5	16.4
0858	8	0.8	6.4	12	0.1	3.5	16.5

Sample Collection

QC Sample Collected: Yes ☐ No ☒

Summa Canister Serial Number:	A8233	
Summa Canister Lab Number:	1089	
Flow Regulator and Vacuum Gauge Serial Number:	1007002268	
Vacuum Pump Start Time	0851	
Vacuum Pump Stop Time	0900	
Open Summa Time	0900	
Close Summa Time	0907	
Pre-Fill Summa Canister Vacuum (in. Hg):	-28	
Post-Fill Summa Canister Vacuum (in. Hg):	-1	
Time Sample Collected	0900	

Notes: Key = 2007

* moisture in dedicated

Sampler's Signature [signature]

Date 3/12/13

CLEAR CREEK ASSOCIATES

N:\Projects\ADEQ\BP LOU RI\Field work\Vapor Sampling Form 2013 Modified

Soil Vapor Sampling Form - Summa Canisters

L625531-01

Well ID (depth): R-074A-50

Date: 3/15/13

Site Location: BNL

Samplers: VNH + MB

Condition of Well: Good, but eroded around casing

QA Sample ID: NA

Purge Volume Calculation

Purge Volume (from SAP tables): 185,227 mL / 6.5 cf

Volume Purged Prior to Sample Collection: 7.2 cf

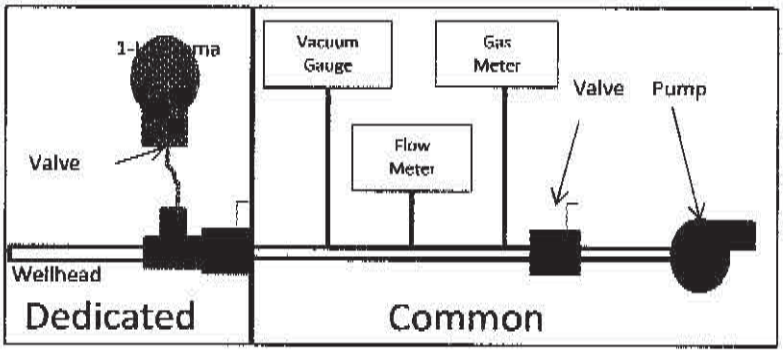

Well Evacuation

Time	Elapsed Time (minutes)	Purge Rate (cf /min)	Volume Purged (cf)	Vacuum (in. water)	Landfill Gas Concentrations CH4	CO2	O2
0740	0	0.9	0	8			
0743	3	0.9	2.7	8	0.1	7.3	14.4
0746	6	0.9	5.4	8	0.1	7.3	14.4

Sample Collection

QC Sample Collected: Yes ☐ No ☑

Summa Canister Serial Number:	18808	
Summa Canister Lab Number:	1320	
Flow Regulator and Vacuum Gauge Serial Number:	100700227	
Vacuum Pump Start Time	0740	
Vacuum Pump Stop Time	0748	
Open Summa Time	0748	
Close Summa Time	0759	
Pre-Fill Summa Canister Vacuum (in. Hg):	-28	
Post-Fill Summa Canister Vacuum (in. Hg):	-1	
Time Sample Collected	0748	

Notes: Moisture in dedicated

Sampler's Signature [signature]

Date 3/15/13

CLEAR CREEK ASSOCIATES

Soil Vapor Sampling Form - Summa Canisters

L625531-02

Well ID (depth): R-C74A-100

Date: 3/15/13

Site Location: BNL

Samplers: VNH + MB

Condition of Well: Good, eroded around casing

QA Sample ID: NA

Purge Volume Calculation

Purge Volume (from SAP tables): 251,343mL/8.9cf

Volume Purged Prior to Sample Collection: 9.2cf

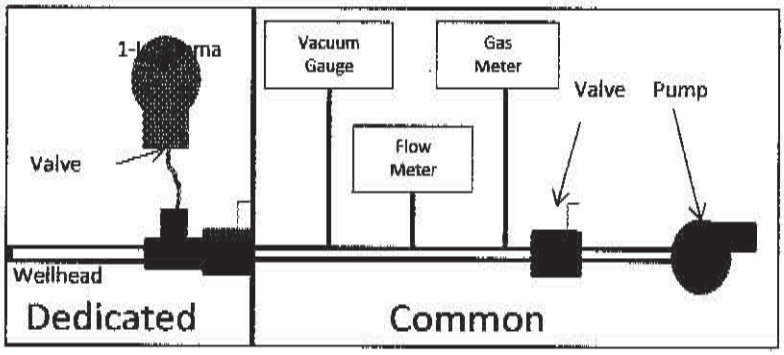

Well Evacuation

Time	Elapsed Time (minutes)	Purge Rate (cf /min)	Volume Purged (cf)	Vacuum (in. water)	Landfill Gas Concentrations CH4	CO2	O2
0801	0	0.4	0	29			
0807	7	0.4	2.8	29	0.1	9.3	6.8
0810	10	0.9	5.5	9	0.1	9.3	6.8
0813	13	0.9	8.3	9	0.1	9.2	6.9

Sample Collection

QC Sample Collected: Yes ☐ No ☒

Summa Canister Serial Number:	A8797
Summa Canister Lab Number:	1322
Flow Regulator and Vacuum Gauge Serial Number:	1004006313
Vacuum Pump Start Time	0801
Vacuum Pump Stop Time	0814
Open Summa Time	0814
Close Summa Time	0824
Pre-Fill Summa Canister Vacuum (in. Hg):	-30
Post-Fill Summa Canister Vacuum (in. Hg):	-1
Time Sample Collected	0814

Notes: Moisture in dedicated

Sampler's Signature [signature]

Date 3/15/13

CLEAR CREEK ASSOCIATES

N:\Projects\ADEQ\BP LOU RI\Field work\Vapor Sampling Form 2013 Modified

APPENDIX I

SOIL DATA VALIDATION REPORT

August 13, 2013

Ms. Alison Jones, RG
Clear Creek Associates
221 N. Court Ave.
Tucson, Arizona 85701

RE: ITSI GILBANE COMPANY DATA REVIEW REPORT REVISION 1
BROADWAY-PANTANO
SOIL SAMPLING INVESTIGATION
PROJECT NUMBER 233005

Dear Ms. Jones:

ITSI Gilbane Company (ITSI Gilbane) has completed the data review for Clear Creek Associates' (CCA) Broadway-Pantano Water Quality Assurance Revolving Fund (WQARF) Site Soil Sampling Investigation. ITSI Gilbane performed data review as described in the U.S. Environmental Protection Agency (EPA) *National Functional Guidelines for Superfund Organic Methods Data Review*, 2008; U.S EPA *National Functional Guidelines for Inorganic Superfund Data Review*, 2010*;* and *the Quality Assurance Project Plan (QAPP) Broadway-Pantano WQARF Site, Landfill Operable Unit, Tucson, Arizona,* ITSI Gilbane, February, 2013. This report has been revised to update the Appendix references.

The acronym and abbreviations list is included as Appendix I1. Data review qualifiers have been marked in red directly on the analytical reports provided by the laboratory and are attached as Appendix I2. A summary of all qualified data is provided in a qualified results table (QRT) as Appendix I3.

1.0 CROSS REFERENCE OF SAMPLES VERIFIED

The project chemist performed full data validation on the analytical data presented in the laboratory Sample Delivery Groups (SDG) and reported on the dates listed in the **Table 1** below. The samples reported in the SDG contained data for the methods listed below.

Semi-volatiles (SVOCs) by EPA Method 8270C.
Orgnanochlorine Pesticides by EPA Method 8081A.

Polychlorinated Biphenyls (PBCs) by EPA Method 8082.
Metals by EPA Method 6010B
Mercury by EPA Method 7471A

The primary analytical laboratory was ESC Lab Sciences (ESC) Mt. Juliet, Tennessee.

DV included review of reports from the laboratory equivalent to an EPA Level IV data deliverable. Level IV data deliverables contain the sample results and chain-of-custody forms along with basic Quality Control (QC) summaries including surrogate recoveries, method blank results, and precision and accuracy data summaries for the sample preparation batch. If any analytical problems were encountered, the report also includes a case narrative describing the problem and any potential impact on data quality. In addition, the Level IV data package contained instrument calibrations, sample quantitations, compound identification and internal standard recoveries and raw data.

Table 1
Analytical Summary and Cross Reference

Client Sample ID	Date Sampled	Laboratory SDG Number	Laboratory Report Date
SS-BSL-01	03/04/2013	L623039-01	04/01/2013
SS-BSL-02	03/04/2013	L623039-02	04/01/2013
SS-BSL-03	03/04/2013	L623039-03	04/01/2013
SS-BSL-04	03/04/2013	L623039-04	04/01/2013
SS-BSL-05	03/04/2013	L623039-05	04/01/2013
SS-BSL-06	03/04/2013	L623039-06	04/01/2013
SS-BSL-07	03/04/2013	L623039-07	04/01/2013
SS-BSL-08	03/04/2013	L623039-08	04/01/2013
SS-BSL-09	03/04/2013	L623039-09	04/01/2013
SS-BSL-10	03/04/2013	L623039-10	04/01/2013

2.0 LABORATORY REPORT

The comments and data qualifiers noted by the laboratory in the case narratives were reviewed. Anomalies that required data qualification, if any, are discussed in the sections below.

3.0 SAMPLE INTEGRITY

The Chains-of-Custody (COC) from March 4, 2013 soil sampling event were available for review. There were no anomalies that required qualification of the data.

4.0 DATA EVALUATION

4.1 SVOCs by EPA Method 8270B

4.1.1 Holding Times and Sample Preservation

The samples were properly preserved and extracted and analyzed within the recommended method holding time of 14 days for extraction and 40 days for analysis.

4.1.2 Initial and Continuing Calibration

Initial and continuing calibration summaries were reviewed. There were no anomalies that required qualification of the data except as noted below.

- The percent difference for hexachlorocyclopentadiene was out of the criteria of less than 20 percent at 35 percent in the continuing calibration verification associated with sample SS-BSL-10 (L623039-10). The associated sample result for hexachlorocyclopentadiene has been qualified as "UJ-" for an estimated reporting limit with a low bias.

4.1.3 Blank Evaluation

Method blanks were analyzed to assess laboratory contamination. There were no blank anomalies that required qualification of the data.

4.1.4 Laboratory Control Sample (LCS)/Laboratory Control Sample Duplicate (LCSD)

An LCS/LCSD pair was reported for each analysis. QC results were reviewed using the laboratory limits for accuracy and 20 for precision. There were no anomalies that required qualification of the data.

4.1.5 Matrix Spike (MS)/Matrix Spike Duplicate (MSD)

A project MS/MSD pairs was reported for sample SS-BSL-10 (L623039-10). QC results were reviewed using the laboratory limits for accuracy and 20 for precision. There were no accuracy or precision anomalies that required qualification of the data.

4.1.6 Surrogates

Surrogate spike recoveries were reviewed against the established laboratory limits. The recoveries of the internal standards were reviewed against the laboratory limits. All surrogate and internal standard recoveries were within control limits.

4.1.7 Instrument Performance

The instrument tunes and column performance evaluation standards were reviewed against the method criteria. There were no anomalies that required qualification of the data.

4.1.8 Compound Quantitation and Identification

The laboratory reporting limits and quantitative results were reviewed. The quantitative results were review and recalculated for selected samples from the raw instrument data. The laboratory limits were elevated for the non-detect results for some samples due to matrix interference. There were no quantitation anomalies that required qualification of the data, however the following observations were made.

- The laboratory reporting limits were reviewed against the Arizona Soil Remediation Levels (SRLs) for the compounds of concern listed in the QAPP. The samples were analyzed at a one times (1X) or five times (5X) dilution. The compounds listed below did not meet the QAPP SRLS for a 1X and/or 5X dilution.

Compound	Lab Limit mg/kg	SRL mg/kg	Affected Samples
bis(2-Chloroethyl) Ether	1.7 (5X) 0.33 (1X)	0.23	All
n-Nitrosodi-n-propylamine	1.7 (5X) 0.33 (1X)	0.078	
n-Nitrosodimethylamine	1.7 (5X) 0.33 (1X)	0.011	
Benzo(a)pyrene	0.16 (5X)	0.069	SS-BSL-01 SS-BSL-02 SS-BSL-05 SS-BSL-07 SS-BSL-08
Dibenz(ah) anthracene	0.16 (5X)	0.069	
3,3'-Dichlorobenzidine	1.7 (5X)	1.2	
Hexachlorobenzene	1.7 (5X)	0.34	

4.1.9 Field Duplicate Samples

Field duplicates were not collected for this sampling event.

4.1.10 Assessment for SVOCs

There were no rejected SVOC results for the soil investigation at Broadway-Pantano. Based on the available information, the data as qualified are considered useable for their intended purposes.

4.2 Organochlorine Pesticides by EPA Method 8081A

4.2.1 Holding Times and Sample Preservation

The samples were properly preserved and extracted and analyzed within the recommended method holding time of 14 days for extraction and 40 days for analysis.

4.2.2 Initial and Continuing Calibration

Initial and continuing calibration summaries were reviewed. There were no anomalies that required qualification of the data.

4.2.3 Blank Evaluation

Method blanks were analyzed to assess laboratory contamination. There were no blank anomalies that required qualification of the data.

4.2.4 LCS/LCSD

An LCS/LCSD pair was reported for each analysis. QC results were reviewed using the laboratory limits for accuracy and 20 for precision. There were no anomalies that required qualification of the data.

4.2.5 MS/MSD

A project MS/MSD pair was reported for sample SS-BSL-05 (L623039-05). QC results were reviewed using the laboratory limits for accuracy and 20 for precision. There were no accuracy or precision anomalies that required qualification of the data.

4.2.6 Surrogates

Surrogate spike recoveries were reviewed against the established laboratory limits. The recoveries of the internal standards were reviewed against the laboratory limits. All surrogate and internal standard recoveries were within control limits.

4.2.7 Instrument Performance

The column performance evaluation standards were reviewed against the method criteria. There were no anomalies that required qualification of the data.

4.2.8 Compound Quantitation and Identification

The laboratory reporting limits and quantitative results were reviewed. The quantitative results were review and recalculated for selected samples from the raw instrument data. The laboratory reporting limits met the Arizona SRLs for the compounds of concern listed in the QAPP. There were no quantitation anomalies that required qualification of the data.

4.2.9 Field Duplicate Samples

Field duplicates were not collected for this sampling event.

4.2.10 Assessment for Organochlorine Pesticides

There were no qualified pesticide results for the soil investigation at Broadway-Pantano. Based on the available information, the data are considered useable for their intended purposes.

4.3 PCBs by EPA Method 8082

4.3.1 Holding Times and Sample Preservation

The samples were properly preserved and extracted and analyzed within the recommended method holding time of 14 days for extraction and 40 days for analysis.

4.3.2 Initial and Continuing Calibration

Initial and continuing calibration summaries were reviewed. There were no anomalies that required qualification of the data.

4.3.3 Blank Evaluation

Method blanks were analyzed to assess laboratory contamination. There were no blank anomalies that required qualification of the data.

4.3.4 LCS/LCSD

An LCS/LCSD pair was reported for each analysis. QC results were reviewed using the laboratory limits for accuracy and 20 for precision. There were no anomalies that required qualification of the data.

4.3.5 MS/MSD

A project MS/MSD was not reported for this method. The LCS/LCSD results, which are discussed in section 4.3.4, were used to evaluate accuracy and precision.

4.3.6 Surrogates

Surrogate spike recoveries were reviewed against the established laboratory limits. The recoveries of the internal standards were reviewed against the laboratory limits. All surrogate and internal standard recoveries were within control limits.

4.3.7 Compound Quantitation and Identification

The laboratory reporting limits and quantitative results were reviewed. The quantitative results were review and recalculated for selected samples from the raw instrument data. The laboratory reporting limits met the Arizona SRLs for the compounds of concern listed in the QAPP. There were no quantitation anomalies that required qualification of the data.

4.3.8 Field Duplicate Samples

Field duplicates were not collected for this sampling event.

4.3.9 Assessment for PCBs

There were no qualified PCB results for the soil investigation at Broadway-Pantano. Based on the available information, the data are considered useable for their intended purposes.

4.4 Metals by EPA Method 6010B and Mercury by 7471A

4.4.1 Holding Times And Sample Preservation

The samples were properly preserved and analyzed within the recommended method holding time of 180 days for metals and 28 days for mercury.

4.4.2 Initial and Continuing Calibration

Initial and continuing calibration summaries were reviewed. There were no anomalies that required qualification of the data.

4.4.3 Blank Evaluation

Method and calibration blanks were analyzed to assess laboratory contamination. There were no anomalies that required qualification of the data.

4.4.4 LCS

An LCS was reported for each analysis. QC results were reviewed using the QAPP control limits of 80 to 120 percent for accuracy. There were no accuracy anomalies that required qualification of the data.

4.4.5 MS/MSD

A non-project MS/MSD or laboratory replicate was reported each analysis to measure precision. The relative percent differences (RPD) results were reviewed using the QAPP control limit of 20. There were no precision anomalies that required qualification of the data.

4.4.6 Compound Quantitation

The laboratory reporting limits and quantitative results were reviewed. The quantitative results were review and recalculated for selected samples from the raw instrument data. The laboratory reporting limits met the Arizona SRLs for the compounds of concern listed in the QAPP. There were no quantitation anomalies that required qualification of the data.

4.4.7 Field Duplicate Samples

Field duplicates were not collected for this sampling event.

4.4.8 Assessment for Metals

There were no qualified metal results for the soil investigation at Broadway-Pantano. Based on the available information, the data are considered useable for their intended purposes.

5.0 RECOMMENDATIONS

There are no recommendations.

6.0 OVERALL ASSESSMENT FOR THE BROADWAY-PANTANO MARCH 04, 2013 SOIL SAMPLING EVENT

There were no rejected results for this sampling event. Based on the available information, the data as qualified are considered useable for their intended purposes. A summary of the qualified data is provided in the Qualified Results Table in Appendix I3 of this report.

We thank you for the opportunity to serve you and look forward to supporting CCA with data review in the future.

Sincerely,

ITSI Gilbane Company

Evelyn Dawson, CHMM
Program Chemist

Appendix I1 – List of Acronyms and Abbreviations
Appendix I2 – Qualified Report Pages
Appendix I3 – Qualified Results Table

APPENDIX I1

LIST OF ACRONYMS AND ABBREVIATIONS

LIST OF ACRONYMS AND ABBREVIATIONS

CCA	Clear Creek Associates
COC	chain-of-custody
EPA	U.S. Environmental Protection Agency
LCS/LCSD	laboratory control spike/laboratory control spike duplicate
MS/MSD	matrix spike/matrix spike duplicate
PCB	polychlorinated biphenyls
QC	quality control
QAPP	Quality Assurance Project Plan
QRT	Qualified Results Table
RPD	relative percent difference
SDG	Sample Delivery Group
SRL	Soil Remediation Level
SVOC	semi-volatile organic compound
VOC	volatile organic compound

APPENDIX I2

QUALIFIED REPORT PAGES

12065 Lebanon Rd.
Mt. Juliet, TN 37122
(615) 758-5858
1-800-767-5859
Fax (615) 758-5859

Tax I.D. 62-0814289

Est. 1970

REPORT OF ANALYSIS

Alison Jones
Clear Creek Associates-Tucson
221 N. Court Ave, Ste 101
Tucson, AZ 85701

May 03, 2013

ESC Sample # : L623039-10

Date Received : March 05, 2013
Description : BP LOU RI

Site ID :

Sample ID : SS-BSL-10

Project # : 233005

Collected By : MB/VH
Collection Date : 03/04/13 14:45

Parameter	Result	Det. Limit		Units	Method	Date	Dil.
Base/Neutral Extractables							
Acenaphthene	BDL	0.033		mg/kg	8270C	03/08/13	1
Acenaphthylene	BDL	0.033		mg/kg	8270C	03/08/13	1
Anthracene	BDL	0.033		mg/kg	8270C	03/08/13	1
Benzo(a)anthracene	BDL	0.033		mg/kg	8270C	03/08/13	1
Benzo(b)fluoranthene	BDL	0.033		mg/kg	8270C	03/08/13	1
Benzo(k)fluoranthene	BDL	0.033		mg/kg	8270C	03/08/13	1
Benzo(g,h,i)perylene	BDL	0.033		mg/kg	8270C	03/08/13	1
Benzo(a)pyrene	BDL	0.033		mg/kg	8270C	03/08/13	1
Bis(2-chlorethoxy)methane	BDL	0.33		mg/kg	8270C	03/08/13	1
Bis(2-chloroethyl)ether	BDL	0.33		mg/kg	8270C	03/08/13	1
4-Bromophenyl-phenylether	BDL	0.33		mg/kg	8270C	03/08/13	1
2-Chloronaphthalene	BDL	0.033		mg/kg	8270C	03/08/13	1
4-Chlorophenyl-phenylether	BDL	0.33		mg/kg	8270C	03/08/13	1
Chrysene	BDL	0.033		mg/kg	8270C	03/08/13	1
Dibenz(a,h)anthracene	BDL	0.033		mg/kg	8270C	03/08/13	1
3,3-Dichlorobenzidine	BDL	0.33		mg/kg	8270C	03/08/13	1
2,4-Dinitrotoluene	BDL	0.33		mg/kg	8270C	03/08/13	1
2,6-Dinitrotoluene	BDL	0.33		mg/kg	8270C	03/08/13	1
Fluoranthene	BDL	0.033		mg/kg	8270C	03/08/13	1
Fluorene	BDL	0.033		mg/kg	8270C	03/08/13	1
Hexachlorobenzene	BDL	0.33		mg/kg	8270C	03/08/13	1
Hexachloro-1,3-butadiene	BDL	0.33		mg/kg	8270C	03/08/13	1
Hexachlorocyclopentadiene	BDL	0.33	UJ-	mg/kg	8270C	03/08/13	1
Hexachloroethane	BDL	0.33		mg/kg	8270C	03/08/13	1
Indeno(1,2,3-cd)pyrene	BDL	0.033		mg/kg	8270C	03/08/13	1
Isophorone	BDL	0.33		mg/kg	8270C	03/08/13	1
Naphthalene	BDL	0.033		mg/kg	8270C	03/08/13	1
Nitrobenzene	BDL	0.33		mg/kg	8270C	03/08/13	1
n-Nitrosodimethylamine	BDL	0.33		mg/kg	8270C	03/08/13	1
n-Nitrosodiphenylamine	BDL	0.33		mg/kg	8270C	03/08/13	1
n-Nitrosodi-n-propylamine	BDL	0.33		mg/kg	8270C	03/08/13	1
Phenanthrene	BDL	0.033		mg/kg	8270C	03/08/13	1
Benzylbutyl phthalate	BDL	0.33		mg/kg	8270C	03/08/13	1
Bis(2-ethylhexyl)phthalate	BDL	0.33		mg/kg	8270C	03/08/13	1
Di-n-butyl phthalate	BDL	0.33		mg/kg	8270C	03/08/13	1
Diethyl phthalate	BDL	0.33		mg/kg	8270C	03/08/13	1
Dimethyl phthalate	BDL	0.33		mg/kg	8270C	03/08/13	1
Di-n-octyl phthalate	BDL	0.33		mg/kg	8270C	03/08/13	1
Pyrene	BDL	0.033		mg/kg	8270C	03/08/13	1
1,2,4-Trichlorobenzene	BDL	0.33		mg/kg	8270C	03/08/13	1
Acid Extractables							
4-Chloro-3-methylphenol	BDL	0.33		mg/kg	8270C	03/08/13	1
2-Chlorophenol	BDL	0.33		mg/kg	8270C	03/08/13	1

BDL - Below Detection Limit
Det. Limit - Practical Quantitation Limit(PQL)

PGC ITSI Gilbane
05/20/2013

12065 Lebanon Rd.
Mt. Juliet, TN 37122
(615) 758-5858
1-800-767-5859
Fax (615) 758-5859

Tax I.D. 62-0814289

Est. 1970

REPORT OF ANALYSIS

Alison Jones
Clear Creek Associates-Tucson
221 N. Court Ave, Ste 101
Tucson, AZ 85701

May 03, 2013

ESC Sample # : L623039-10

Site ID :

Project # : 233005

Date Received : March 05, 2013
Description : BP LOU RI

Sample ID : SS-BSL-10

Collected By : MB/VH
Collection Date : 03/04/13 14:45

Parameter	Result	Det. Limit	Units	Method	Date	Dil.
2,4-Dichlorophenol	BDL	0.33	mg/kg	8270C	03/08/13	1
2,4-Dimethylphenol	BDL	0.33	mg/kg	8270C	03/08/13	1
4,6-Dinitro-2-methylphenol	BDL	0.33	mg/kg	8270C	03/08/13	1
2,4-Dinitrophenol	BDL	0.33	mg/kg	8270C	03/08/13	1
2-Nitrophenol	BDL	0.33	mg/kg	8270C	03/08/13	1
4-Nitrophenol	BDL	0.33	mg/kg	8270C	03/08/13	1
Pentachlorophenol	BDL	0.33	mg/kg	8270C	03/08/13	1
Phenol	BDL	0.33	mg/kg	8270C	03/08/13	1
2,4,6-Trichlorophenol	BDL	0.33	mg/kg	8270C	03/08/13	1
1,2-Dichlorobenzene	BDL	0.33	mg/kg	8270C	03/08/13	1
1,3-Dichlorobenzene	BDL	0.33	mg/kg	8270C	03/08/13	1
1,4-Dichlorobenzene	BDL	0.33	mg/kg	8270C	03/08/13	1
2,4,5-Trichlorophenol	BDL	0.33	mg/kg	8270C	03/08/13	1
2-Methylnaphthalene	BDL	0.033	mg/kg	8270C	03/08/13	1
2-Methylphenol	BDL	0.33	mg/kg	8270C	03/08/13	1
2-Nitroaniline	BDL	0.33	mg/kg	8270C	03/08/13	1
3-Nitroaniline	BDL	0.33	mg/kg	8270C	03/08/13	1
4-Chloroaniline	BDL	0.33	mg/kg	8270C	03/08/13	1
3&4-Methyl Phenol	BDL	0.33	mg/kg	8270C	03/08/13	1
4-Nitroaniline	BDL	0.33	mg/kg	8270C	03/08/13	1
Aniline	BDL	0.33	mg/kg	8270C	03/08/13	1
Benzoic acid	BDL	0.33	mg/kg	8270C	03/08/13	1
Benzyl alcohol	BDL	0.33	mg/kg	8270C	03/08/13	1
Dibenzofuran	BDL	0.33	mg/kg	8270C	03/08/13	1
Surrogate Recovery						
2-Fluorophenol	87.3		% Rec.	8270C	03/08/13	1
Phenol-d5	88.7		% Rec.	8270C	03/08/13	1
Nitrobenzene-d5	83.7		% Rec.	8270C	03/08/13	1
2-Fluorobiphenyl	93.2		% Rec.	8270C	03/08/13	1
2,4,6-Tribromophenol	96.2		% Rec.	8270C	03/08/13	1
p-Terphenyl-d14	86.2		% Rec.	8270C	03/08/13	1

No flags
PGC ITSI Gilbane
05/20/2013

BDL - Below Detection Limit
Det. Limit - Practical Quantitation Limit(PQL)
Note:
The reported analytical results relate only to the sample submitted.
This report shall not be reproduced, except in full, without the written approval from ESC.
.
Reported: 03/27/13 16:02 Revised: 05/03/13 11:17

APPENDIX I3

QUALIFIED RESULTS TABLE

Broadway & Pantano Soil Sampling Event

Qualified Results Table

Lab Sample ID	Sample ID	Sample Collection Date	Type	Method	Parameter	Original Value	Qualifier	New Value	Bias	MDL	RL	Units	Reason
L623039-10	SS-BSL-10	3/4/2013	SO-N	SW8270C	Hexachlorocyclopentadiene	ND	UJ	ND UJ	-	0.059	0.33	MG/KG	C11

Matrix / Sample Type

Matrix	Matrix Description	Sample Code	Sample Code Description
SO	SOIL	N	Normal Environmental Sample

Data Qualifier Definitions

Flag	Description
UJ	The analyte was not detected; however, the result is estimated due to discrepancies in meeting certain analyte-specific quality control criteria.

Reason and Comment Code Definitions

Code	Description
C11	Continuing Calibration Verification percent recovery, percent difference, or percent drift