Analytical Report 459346

for

Terranext

Project Manager: Chuck Gordon

WVBA

03103154

27-MAR-13

Collected By: Client

3725 E. Atlanta Ave, Phoenix, AZ 85040
Ph: (602) 437-0330

Xenco-Houston (EPA Lab code: TX00122):
Texas (T104704215-10-6-TX), Arizona (AZ0765), Arkansas (08-039-0), Connecticut (PH-0102), Florida (E871002)
Illinois (002082), Indiana (C-TX-02), Iowa (392), Kansas (E-10380), Kentucky (45), Louisiana (03054)
New Hampshire (297408), New Jersey (TX007), New York (11763), Oklahoma (9218), Pennsylvania (68-03610)
Rhode Island (LAO00312), USDA (S-44102), DoD (L11-54)

Xenco-Atlanta (EPA Lab Code: GA00046):
Florida (E87429), North Carolina (483), South Carolina (98015), Kentucky (85), DoD (L10-135)
Louisiana (04176), USDA (P330-07-00105)

Xenco-Tampa Mobile (EPA Lab code: FL01212): Florida (E84900)
Xenco-Lakeland: Florida (E84098)
Xenco-Odessa (EPA Lab code: TX00158): Texas (T104704400-TX)
Xenco-Dallas (EPA Lab code: TX01468): Texas (T104704295-TX)
Xenco Phoenix (EPA Lab Code: AZ00901): Arizona(AZ0757)
Xenco-Phoenix Mobile (EPA Lab code: AZ00901): Arizona (AZM757)
Xenco Tucson (EPA Lab code:AZ000989): Arizona (AZ0758)

XENCO Laboratories
Trans West Analytical Services, LLC

27-MAR-13

Project Manager: **Chuck Gordon**
Terranext
4050 E. Cotton Center Blvd.
Phoenix, AZ 85040

Reference: XENCO Report No(s): **459346**
WVBA
Project Address:

Chuck Gordon:

We are reporting to you the results of the analyses performed on the samples received under the project name referenced above and identified with the XENCO Report Number(s) 459346. All results being reported under this Report Number apply to the samples analyzed and properly identified with a Laboratory ID number. Subcontracted analyses are identified in this report with either the NELAC certification number of the subcontract lab in the analyst ID field, or the complete subcontracted report attached to this report.

Unless otherwise noted in a Case Narrative, all data reported in this Analytical Report are in compliance with NELAC standards. The uncertainty of measurement associated with the results of analysis reported is available upon request. Should insufficient sample be provided to the laboratory to meet the method and NELAC Matrix Duplicate and Matrix Spike requirements, then the data will be analyzed, evaluated and reported using all other available quality control measures.

The validity and integrity of this report will remain intact as long as it is accompanied by this letter and reproduced in full, unless written approval is granted by XENCO Laboratories. This report will be filed for at least 5 years in our archives after which time it will be destroyed without further notice, unless otherwise arranged with you. The samples received, and described as recorded in Report No. 459346 will be filed for 60 days, and after that time they will be properly disposed without further notice, unless otherwise arranged with you. We reserve the right to return to you any unused samples, extracts or solutions related to them if we consider so necessary (e.g., samples identified as hazardous waste, sample sizes exceeding analytical standard practices, controlled substances under regulated protocols, etc).

We thank you for selecting XENCO Laboratories to serve your analytical needs. If you have any questions concerning this report, please feel free to contact us at any time.

Respectfully,

Skip Harden
Project Manager

Recipient of the Prestigious Small Business Administration Award of Excellence in 1994.
Certified and approved by numerous States and Agencies.
A Small Business and Minority Status Company that delivers SERVICE and QUALITY

Houston - Dallas - Odessa - San Antonio - Tampa - Lakeland - Atlanta - Phoenix - Oklahoma - Latin America

CASE NARRATIVE

XENCO Laboratories
Trans West Analytical Services, LLC

Client Name: Terranext
Project Name: WVBA

Project ID:	*03103154*	Report Date:	*27-MAR-13*
Work Order Number(s):	*459346*	Date Received:	*03/18/2013*

Sample receipt non conformances and comments:
None

Sample receipt non conformances and comments per sample:

None

Analytical non conformances and comments:
Batch: LBA-909579 VOCs by SW 8260B
R2:
The RPD for Bromomethane was above acceptance criteria in the LCS/LCSD pair. Since the RPD for Bromomethane was within criteria in the MS/MSD pair, no further action was required.

Batch: LBA-909653 VOCs by EPA 8260B
N1:
Bromomethane recovered above acceptance criteria in the LCS/LCSD and MS/MSD. This equates to a potential high bias. Since the assoicated field samples are non-detect for Bromomethane, no further action was required.

Batch: LBA-909964 VOCs by EPA 8260B
N1:
Bromomethane recovered above acceptance criteria in the LCS/LCSD and MS. This equates to a potential high bias. Since the assoicated field samples are non-detect for Bromomethane, no further action was required.

The RPD for Bromomethane was above acceptance criteria both the LCS/LCSD and MS/MSD pairs.

Flagging Criteria

Arizona Flags

All method blanks, laboratory spikes, and/or matrix spikes met quality control objectives for the parameters associated with this Work Order except as detailed below or on the Data Qualifier page of this report. Data Qualifiers used in this report are in accordance with ADEQ Arizona Data Qualifiers, Revision 3.0 9/20/2007. Data qualifiers (flags) contained within this analytical report have been issued to explain a quality control deficiency, and do not affect the quality (validity) of the data unless noted otherwise in the case narrative.

E8 Analyte reported to MDL per project specification. Target analyte was not detected in sample.

L1 The associated blank spike recovery was above laboratory acceptance limits.

M1 Matrix spike recovery was high; the associated blank spike recovery was acceptable.

N1 See case narrative.

R2 RPD/RSD exceeded the laboratory acceptance limit. See case narrative.

Sample Cross Reference 459346

Terranext, Phoenix, AZ

WVBA

Sample Id	Matrix	Date Collected	Sample Depth	Lab Sample Id
AVB57-0102-1000	W	03-18-13 08:00		459346-001
AVB57-0100-32100	W	03-18-13 08:05		459346-002
AVB106-0100-25102	W	03-18-13 08:50		459346-003
AVB12-0100-36152	W	03-18-13 09:29		459346-004
AVB14-0100-34108	W	03-18-13 10:15		459346-005
AVB103-0200-12098	W	03-18-13 10:55		459346-006
AVB140-0100-09128	W	03-18-13 11:43		459346-007
AVB40-0800-18098	W	03-18-13 12:14		459346-008
AVB69-02RO-01128	W	03-18-13 13:42		459346-009
AVB125-0101-17148	W	03-18-13 14:05		459346-010
AVB125-0100-17148	W	03-18-13 14:40		459346-011
AVB125-0104-1000	W	03-18-13 15:10		459346-012

XENCO Laboratories
Trans West Analytical Services, LLC

Certificate of Analytical Results 459346

Terranext, Phoenix, AZ

WVBA

Sample Id: **AVB57-0102-1000** Matrix: Water Date Received: 03.18.13 15.55

Lab Sample Id: **459346-001** Date Collected: 03.18.13 08.00

Analytical Method: **VOCs by SW 8260B** Prep Method: SW5030C

Tech: OEM % Moisture:

Analyst: OEM Date Prep: 03.20.13 10.33

Seq Number: 909579

Parameter	Cas Number	Result	RL	Units	Analysis Date	Flag	Dil
Acetone	67-64-1	<20.0	20.0	ug/L	03.20.13 19.26		1
Benzene	71-43-2	<0.500	0.500	ug/L	03.20.13 19.26		1
Bromobenzene	108-86-1	<1.50	1.50	ug/L	03.20.13 19.26		1
Bromochloromethane	74-97-5	<0.500	0.500	ug/L	03.20.13 19.26		1
Bromodichloromethane	75-27-4	<0.500	0.500	ug/L	03.20.13 19.26		1
Bromoform	75-25-2	<1.00	1.00	ug/L	03.20.13 19.26		1
Bromomethane	74-83-9	<5.00	5.00	ug/L	03.20.13 19.26	L1	1
2-Butanone	78-93-3	<5.00	5.00	ug/L	03.20.13 19.26		1
MTBE	1634-04-4	<2.00	2.00	ug/L	03.20.13 19.26		1
n-Butylbenzene	104-51-8	<2.50	2.50	ug/L	03.20.13 19.26		1
Sec-Butylbenzene	135-98-8	<1.50	1.50	ug/L	03.20.13 19.26		1
tert-Butylbenzene	98-06-6	<2.50	2.50	ug/L	03.20.13 19.26		1
Carbon Disulfide	75-15-0	<0.500	0.500	ug/L	03.20.13 19.26		1
Carbon Tetrachloride	56-23-5	<0.500	0.500	ug/L	03.20.13 19.26		1
Chlorobenzene	108-90-7	<0.500	0.500	ug/L	03.20.13 19.26		1
Chloroethane	75-00-3	<4.00	4.00	ug/L	03.20.13 19.26		1
Chloroform	67-66-3	<0.500	0.500	ug/L	03.20.13 19.26		1
Chloromethane	74-87-3	<5.00	5.00	ug/L	03.20.13 19.26		1
2-Chlorotoluene	95-49-8	<1.50	1.50	ug/L	03.20.13 19.26		1
4-Chlorotoluene	106-43-4	<2.00	2.00	ug/L	03.20.13 19.26		1
p-Cymene (p-Isopropyltoluene)	99-87-6	<1.50	1.50	ug/L	03.20.13 19.26		1
Dibromochloromethane	124-48-1	<0.500	0.500	ug/L	03.20.13 19.26		1
1,2-Dibromo-3-Chloropropane	96-12-8	<2.00	2.00	ug/L	03.20.13 19.26		1
1,2-Dibromoethane	106-93-4	<0.500	0.500	ug/L	03.20.13 19.26		1
Dibromomethane	74-95-3	<0.500	0.500	ug/L	03.20.13 19.26		1
1,2-Dichlorobenzene	95-50-1	<1.50	1.50	ug/L	03.20.13 19.26		1
1,3-Dichlorobenzene	541-73-1	<1.50	1.50	ug/L	03.20.13 19.26		1
1,4-Dichlorobenzene	106-46-7	<1.50	1.50	ug/L	03.20.13 19.26		1
Dichlorodifluoromethane	75-71-8	<2.00	2.00	ug/L	03.20.13 19.26		1
1,1-Dichloroethane	75-34-3	<0.500	0.500	ug/L	03.20.13 19.26		1
1,2-Dichloroethane	107-06-2	<0.500	0.500	ug/L	03.20.13 19.26		1
1,1-Dichloroethene	75-35-4	<0.500	0.500	ug/L	03.20.13 19.26		1
cis-1,2-Dichloroethene	156-59-2	<0.500	0.500	ug/L	03.20.13 19.26		1
trans-1,2-dichloroethene	156-60-5	<0.500	0.500	ug/L	03.20.13 19.26		1
1,2-Dichloropropane	78-87-5	<0.500	0.500	ug/L	03.20.13 19.26		1
1,3-Dichloropropane	142-28-9	<1.00	1.00	ug/L	03.20.13 19.26		1
2,2-Dichloropropane	594-20-7	<0.500	0.500	ug/L	03.20.13 19.26		1
1,1-Dichloropropene	563-58-6	<1.00	1.00	ug/L	03.20.13 19.26		1
cis-1,3-Dichloropropene	10061-01-5	<1.00	1.00	ug/L	03.20.13 19.26		1
trans-1,3-dichloropropene	10061-02-6	<0.500	0.500	ug/L	03.20.13 19.26		1
Ethylbenzene	100-41-4	<2.00	2.00	ug/L	03.20.13 19.26		1

Certificate of Analytical Results 459346

Terranext, Phoenix, AZ

WVBA

Sample Id: **AVB57-0102-1000** Matrix: Water Date Received: 03.18.13 15.55

Lab Sample Id: **459346-001** Date Collected: 03.18.13 08.00

Analytical Method: **VOCs by SW 8260B** Prep Method: SW5030C

Tech: OEM % Moisture:

Analyst: OEM Date Prep: 03.20.13 10.33

Seq Number: 909579

Parameter	Cas Number	Result	RL	Units	Analysis Date	Flag	Dil
Hexachlorobutadiene	87-68-3	<5.00	5.00	ug/L	03.20.13 19.26		1
2-Hexanone	591-78-6	<5.00	5.00	ug/L	03.20.13 19.26		1
isopropylbenzene	98-82-8	<2.50	2.50	ug/L	03.20.13 19.26		1
Methylene Chloride	75-09-2	<3.00	3.00	ug/L	03.20.13 19.26		1
Iodomethane (Methyl Iodide)	74-88-4	<2.00	2.00	ug/L	03.20.13 19.26		1
4-Methyl-2-Pentanone	108-10-1	<5.00	5.00	ug/L	03.20.13 19.26		1
Naphthalene	91-20-3	<5.00	5.00	ug/L	03.20.13 19.26		1
n-Propylbenzene	103-65-1	<2.00	2.00	ug/L	03.20.13 19.26		1
Styrene	100-42-5	<1.00	1.00	ug/L	03.20.13 19.26		1
1,1,1,2-Tetrachloroethane	630-20-6	<0.500	0.500	ug/L	03.20.13 19.26		1
1,1,2,2-Tetrachloroethane	79-34-5	<0.500	0.500	ug/L	03.20.13 19.26		1
Tetrachloroethylene	127-18-4	<0.500	0.500	ug/L	03.20.13 19.26		1
Toluene	108-88-3	<2.00	2.00	ug/L	03.20.13 19.26		1
1,2,3-Trichlorobenzene	87-61-6	<5.00	5.00	ug/L	03.20.13 19.26		1
1,2,4-Trichlorobenzene	120-82-1	<5.00	5.00	ug/L	03.20.13 19.26		1
1,1,1-Trichloroethane	71-55-6	<0.500	0.500	ug/L	03.20.13 19.26		1
1,1,2-Trichloroethane	79-00-5	<0.500	0.500	ug/L	03.20.13 19.26		1
Trichloroethene	79-01-6	<0.500	0.500	ug/L	03.20.13 19.26		1
Trichlorofluoromethane	75-69-4	<2.00	2.00	ug/L	03.20.13 19.26		1
1,2,3-Trichloropropane	96-18-4	<1.00	1.00	ug/L	03.20.13 19.26		1
1,2,4-Trimethylbenzene	95-63-6	<2.00	2.00	ug/L	03.20.13 19.26		1
1,3,5-Trimethylbenzene	108-67-8	<1.50	1.50	ug/L	03.20.13 19.26		1
o-Xylene	95-47-6	<1.00	1.00	ug/L	03.20.13 19.26		1
m,p-Xylenes	179601-23-1	<2.00	2.00	ug/L	03.20.13 19.26		1
Vinyl Acetate	108-05-4	<5.00	5.00	ug/L	03.20.13 19.26		1
Vinyl Chloride	75-01-4	<0.500	0.500	ug/L	03.20.13 19.26		1
Total Xylenes	1330-20-7	<1.00	1.00	ug/L	03.20.13 19.26		1

Surrogate	Cas Number	% Recovery	Units	Limits	Analysis Date	Flag
Dibromofluoromethane	1868-53-7	94	%	69-133	03.20.13 19.26	
1,2-Dichloroethane-D4	17060-07-0	84	%	66-139	03.20.13 19.26	
Toluene-D8	2037-26-5	97	%	70-130	03.20.13 19.26	
4-Bromofluorobenzene	460-00-4	99	%	70-135	03.20.13 19.26	

Certificate of Analytical Results 459346

Terranext, Phoenix, AZ

WVBA

Sample Id: **AVB57-0100-32100** Matrix: Water Date Received: 03.18.13 15.55

Lab Sample Id: **459346-002** Date Collected: 03.18.13 08.05

Analytical Method: **Total Metals by EPA 6010B** Prep Method: SW3010A

Tech: MLI % Moisture:

Analyst: MKO Date Prep: 03.22.13 10.00

Seq Number: 909645 SUB: AZ0765

Parameter	Cas Number	Result	RL	Units	Analysis Date	Flag	Dil
Chromium	7440-47-3	**0.465**	0.0100	mg/L	03.22.13 16.05		1

Analytical Method: **Metals, Dissolved, by EPA 6010B** Prep Method: SW3010A

Tech: MLI % Moisture:

Analyst: MKO Date Prep: 03.22.13 11.00

Seq Number: 909724 SUB: AZ0765

Parameter	Cas Number	Result	RL	Units	Analysis Date	Flag	Dil
Chromium	7440-47-3	<0.0100	0.0100	mg/L	03.22.13 22.13		1

Analytical Method: **1,4-Dioxane by EPA 8260B** Prep Method: SW5030B

Tech: MCH % Moisture:

Analyst: MCH Date Prep: 03.22.13 12.48

Seq Number: 909785 SUB: AZ0765

Parameter	Cas Number	Result	RL	MDL	Units	Analysis Date	Flag	Dil
1,4-Dioxane	123-91-1	<4.00	50.0	4.00	ug/L	03.22.13 15.41	E8	1

Surrogate	Cas Number	% Recovery	Units	Limits	Analysis Date	Flag
Dibromofluoromethane	1868-53-7	96	%	75-131	03.22.13 15.41	
1,2-Dichloroethane-D4	17060-07-0	95	%	63-144	03.22.13 15.41	
Toluene-D8	2037-26-5	100	%	80-117	03.22.13 15.41	
4-Bromofluorobenzene	460-00-4	106	%	74-124	03.22.13 15.41	

Certificate of Analytical Results 459346

Terranext, Phoenix, AZ

WVBA

Sample Id: **AVB57-0100-32100** Matrix: Water Date Received: 03.18.13 15.55

Lab Sample Id: **459346-002** Date Collected: 03.18.13 08.05

Analytical Method: **VOCs by SW 8260B** Prep Method: SW5030C

Tech: OEM % Moisture:

Analyst: OEM Date Prep: 03.20.13 10.33

Seq Number: 909579

Parameter	Cas Number	Result	RL	Units	Analysis Date	Flag	Dil
Acetone	67-64-1	<20.0	20.0	ug/L	03.20.13 19.51		1
Benzene	71-43-2	<0.500	0.500	ug/L	03.20.13 19.51		1
Bromobenzene	108-86-1	<1.50	1.50	ug/L	03.20.13 19.51		1
Bromochloromethane	74-97-5	<0.500	0.500	ug/L	03.20.13 19.51		1
Bromodichloromethane	75-27-4	<0.500	0.500	ug/L	03.20.13 19.51		1
Bromoform	75-25-2	<1.00	1.00	ug/L	03.20.13 19.51		1
Bromomethane	74-83-9	<5.00	5.00	ug/L	03.20.13 19.51	L1	1
2-Butanone	78-93-3	<5.00	5.00	ug/L	03.20.13 19.51		1
MTBE	1634-04-4	<2.00	2.00	ug/L	03.20.13 19.51		1
n-Butylbenzene	104-51-8	<2.50	2.50	ug/L	03.20.13 19.51		1
Sec-Butylbenzene	135-98-8	<1.50	1.50	ug/L	03.20.13 19.51		1
tert-Butylbenzene	98-06-6	<2.50	2.50	ug/L	03.20.13 19.51		1
Carbon Disulfide	75-15-0	<0.500	0.500	ug/L	03.20.13 19.51		1
Carbon Tetrachloride	56-23-5	<0.500	0.500	ug/L	03.20.13 19.51		1
Chlorobenzene	108-90-7	<0.500	0.500	ug/L	03.20.13 19.51		1
Chloroethane	75-00-3	<4.00	4.00	ug/L	03.20.13 19.51		1
Chloroform	67-66-3	<0.500	0.500	ug/L	03.20.13 19.51		1
Chloromethane	74-87-3	<5.00	5.00	ug/L	03.20.13 19.51		1
2-Chlorotoluene	95-49-8	<1.50	1.50	ug/L	03.20.13 19.51		1
4-Chlorotoluene	106-43-4	<2.00	2.00	ug/L	03.20.13 19.51		1
p-Cymene (p-Isopropyltoluene)	99-87-6	<1.50	1.50	ug/L	03.20.13 19.51		1
Dibromochloromethane	124-48-1	<0.500	0.500	ug/L	03.20.13 19.51		1
1,2-Dibromo-3-Chloropropane	96-12-8	<2.00	2.00	ug/L	03.20.13 19.51		1
1,2-Dibromoethane	106-93-4	<0.500	0.500	ug/L	03.20.13 19.51		1
Dibromomethane	74-95-3	<0.500	0.500	ug/L	03.20.13 19.51		1
1,2-Dichlorobenzene	95-50-1	<1.50	1.50	ug/L	03.20.13 19.51		1
1,3-Dichlorobenzene	541-73-1	<1.50	1.50	ug/L	03.20.13 19.51		1
1,4-Dichlorobenzene	106-46-7	<1.50	1.50	ug/L	03.20.13 19.51		1
Dichlorodifluoromethane	75-71-8	<2.00	2.00	ug/L	03.20.13 19.51		1
1,1-Dichloroethane	75-34-3	<0.500	0.500	ug/L	03.20.13 19.51		1
1,2-Dichloroethane	107-06-2	<0.500	0.500	ug/L	03.20.13 19.51		1
1,1-Dichloroethene	75-35-4	<0.500	0.500	ug/L	03.20.13 19.51		1
cis-1,2-Dichloroethene	156-59-2	<0.500	0.500	ug/L	03.20.13 19.51		1
trans-1,2-dichloroethene	156-60-5	<0.500	0.500	ug/L	03.20.13 19.51		1
1,2-Dichloropropane	78-87-5	<0.500	0.500	ug/L	03.20.13 19.51		1
1,3-Dichloropropane	142-28-9	<1.00	1.00	ug/L	03.20.13 19.51		1
2,2-Dichloropropane	594-20-7	<0.500	0.500	ug/L	03.20.13 19.51		1
1,1-Dichloropropene	563-58-6	<1.00	1.00	ug/L	03.20.13 19.51		1
cis-1,3-Dichloropropene	10061-01-5	<1.00	1.00	ug/L	03.20.13 19.51		1
trans-1,3-dichloropropene	10061-02-6	<0.500	0.500	ug/L	03.20.13 19.51		1
Ethylbenzene	100-41-4	<2.00	2.00	ug/L	03.20.13 19.51		1

Certificate of Analytical Results 459346

Terranext, Phoenix, AZ

WVBA

Sample Id: **AVB57-0100-32100** Matrix: Water Date Received: 03.18.13 15.55

Lab Sample Id: **459346-002** Date Collected: 03.18.13 08.05

Analytical Method: **VOCs by SW 8260B** Prep Method: SW5030C

Tech: OEM % Moisture:

Analyst: OEM Date Prep: 03.20.13 10.33

Seq Number: 909579

Parameter	Cas Number	Result	RL	Units	Analysis Date	Flag	Dil
Hexachlorobutadiene	87-68-3	<5.00	5.00	ug/L	03.20.13 19.51		1
2-Hexanone	591-78-6	<5.00	5.00	ug/L	03.20.13 19.51		1
isopropylbenzene	98-82-8	<2.50	2.50	ug/L	03.20.13 19.51		1
Methylene Chloride	75-09-2	<3.00	3.00	ug/L	03.20.13 19.51		1
Iodomethane (Methyl Iodide)	74-88-4	<2.00	2.00	ug/L	03.20.13 19.51		1
4-Methyl-2-Pentanone	108-10-1	<5.00	5.00	ug/L	03.20.13 19.51		1
Naphthalene	91-20-3	<5.00	5.00	ug/L	03.20.13 19.51		1
n-Propylbenzene	103-65-1	<2.00	2.00	ug/L	03.20.13 19.51		1
Styrene	100-42-5	<1.00	1.00	ug/L	03.20.13 19.51		1
1,1,1,2-Tetrachloroethane	630-20-6	<0.500	0.500	ug/L	03.20.13 19.51		1
1,1,2,2-Tetrachloroethane	79-34-5	<0.500	0.500	ug/L	03.20.13 19.51		1
Tetrachloroethylene	127-18-4	**0.590**	0.500	ug/L	03.20.13 19.51		1
Toluene	108-88-3	<2.00	2.00	ug/L	03.20.13 19.51		1
1,2,3-Trichlorobenzene	87-61-6	<5.00	5.00	ug/L	03.20.13 19.51		1
1,2,4-Trichlorobenzene	120-82-1	<5.00	5.00	ug/L	03.20.13 19.51		1
1,1,1-Trichloroethane	71-55-6	<0.500	0.500	ug/L	03.20.13 19.51		1
1,1,2-Trichloroethane	79-00-5	<0.500	0.500	ug/L	03.20.13 19.51		1
Trichloroethene	79-01-6	<0.500	0.500	ug/L	03.20.13 19.51		1
Trichlorofluoromethane	75-69-4	<2.00	2.00	ug/L	03.20.13 19.51		1
1,2,3-Trichloropropane	96-18-4	<1.00	1.00	ug/L	03.20.13 19.51		1
1,2,4-Trimethylbenzene	95-63-6	<2.00	2.00	ug/L	03.20.13 19.51		1
1,3,5-Trimethylbenzene	108-67-8	<1.50	1.50	ug/L	03.20.13 19.51		1
o-Xylene	95-47-6	<1.00	1.00	ug/L	03.20.13 19.51		1
m,p-Xylenes	179601-23-1	<2.00	2.00	ug/L	03.20.13 19.51		1
Vinyl Acetate	108-05-4	<5.00	5.00	ug/L	03.20.13 19.51		1
Vinyl Chloride	75-01-4	<0.500	0.500	ug/L	03.20.13 19.51		1
Total Xylenes	1330-20-7	<1.00	1.00	ug/L	03.20.13 19.51		1

Surrogate	Cas Number	% Recovery	Units	Limits	Analysis Date	Flag
Dibromofluoromethane	1868-53-7	93	%	69-133	03.20.13 19.51	
1,2-Dichloroethane-D4	17060-07-0	81	%	66-139	03.20.13 19.51	
Toluene-D8	2037-26-5	95	%	70-130	03.20.13 19.51	
4-Bromofluorobenzene	460-00-4	90	%	70-135	03.20.13 19.51	

Certificate of Analytical Results 459346

Terranext, Phoenix, AZ

WVBA

Sample Id: **AVB106-0100-25102** Matrix: Water Date Received: 03.18.13 15.55
Lab Sample Id: **459346-003** Date Collected: 03.18.13 08.50

Analytical Method: **Total Metals by EPA 6010B** Prep Method: SW3010A
Tech: MLI % Moisture:
Analyst: MKO Date Prep: 03.22.13 10.00
Seq Number: 909645 SUB: AZ0765

Parameter	Cas Number	Result	RL	Units	Analysis Date	Flag	Dil
Chromium	7440-47-3	**0.0172**	0.0100	mg/L	03.22.13 16.11		1

Analytical Method: **Metals, Dissolved, by EPA 6010B** Prep Method: SW3010A
Tech: MLI % Moisture:
Analyst: MKO Date Prep: 03.22.13 11.00
Seq Number: 909724 SUB: AZ0765

Parameter	Cas Number	Result	RL	Units	Analysis Date	Flag	Dil
Chromium	7440-47-3	<0.0100	0.0100	mg/L	03.22.13 22.19		1

Analytical Method: **1,4-Dioxane by EPA 8260B** Prep Method: SW5030B
Tech: MCH % Moisture:
Analyst: MCH Date Prep: 03.22.13 12.50
Seq Number: 909785 SUB: AZ0765

Parameter	Cas Number	Result	RL	MDL	Units	Analysis Date	Flag	Dil
1,4-Dioxane	123-91-1	<4.00	50.0	4.00	ug/L	03.22.13 16.06	E8	1

Surrogate	Cas Number	% Recovery	Units	Limits	Analysis Date	Flag
Dibromofluoromethane	1868-53-7	98	%	75-131	03.22.13 16.06	
1,2-Dichloroethane-D4	17060-07-0	98	%	63-144	03.22.13 16.06	
Toluene-D8	2037-26-5	99	%	80-117	03.22.13 16.06	
4-Bromofluorobenzene	460-00-4	103	%	74-124	03.22.13 16.06	

Certificate of Analytical Results 459346

Terranext, Phoenix, AZ

WVBA

Sample Id: **AVB106-0100-25102** Matrix: Water Date Received: 03.18.13 15.55

Lab Sample Id: **459346-003** Date Collected: 03.18.13 08.50

Analytical Method: **VOCs by SW 8260B** Prep Method: SW5030C

Tech: OEM % Moisture:

Analyst: OEM Date Prep: 03.20.13 10.33

Seq Number: 909579

Parameter	Cas Number	Result	RL	Units	Analysis Date	Flag	Dil
Acetone	67-64-1	<20.0	20.0	ug/L	03.20.13 20.16		1
Benzene	71-43-2	<0.500	0.500	ug/L	03.20.13 20.16		1
Bromobenzene	108-86-1	<1.50	1.50	ug/L	03.20.13 20.16		1
Bromochloromethane	74-97-5	<0.500	0.500	ug/L	03.20.13 20.16		1
Bromodichloromethane	75-27-4	<0.500	0.500	ug/L	03.20.13 20.16		1
Bromoform	75-25-2	<1.00	1.00	ug/L	03.20.13 20.16		1
Bromomethane	74-83-9	<5.00	5.00	ug/L	03.20.13 20.16	L1	1
2-Butanone	78-93-3	<5.00	5.00	ug/L	03.20.13 20.16		1
MTBE	1634-04-4	<2.00	2.00	ug/L	03.20.13 20.16		1
n-Butylbenzene	104-51-8	<2.50	2.50	ug/L	03.20.13 20.16		1
Sec-Butylbenzene	135-98-8	<1.50	1.50	ug/L	03.20.13 20.16		1
tert-Butylbenzene	98-06-6	<2.50	2.50	ug/L	03.20.13 20.16		1
Carbon Disulfide	75-15-0	<0.500	0.500	ug/L	03.20.13 20.16		1
Carbon Tetrachloride	56-23-5	<0.500	0.500	ug/L	03.20.13 20.16		1
Chlorobenzene	108-90-7	<0.500	0.500	ug/L	03.20.13 20.16		1
Chloroethane	75-00-3	<4.00	4.00	ug/L	03.20.13 20.16		1
Chloroform	67-66-3	**0.720**	0.500	ug/L	03.20.13 20.16		1
Chloromethane	74-87-3	<5.00	5.00	ug/L	03.20.13 20.16		1
2-Chlorotoluene	95-49-8	<1.50	1.50	ug/L	03.20.13 20.16		1
4-Chlorotoluene	106-43-4	<2.00	2.00	ug/L	03.20.13 20.16		1
p-Cymene (p-Isopropyltoluene)	99-87-6	<1.50	1.50	ug/L	03.20.13 20.16		1
Dibromochloromethane	124-48-1	<0.500	0.500	ug/L	03.20.13 20.16		1
1,2-Dibromo-3-Chloropropane	96-12-8	<2.00	2.00	ug/L	03.20.13 20.16		1
1,2-Dibromoethane	106-93-4	<0.500	0.500	ug/L	03.20.13 20.16		1
Dibromomethane	74-95-3	<0.500	0.500	ug/L	03.20.13 20.16		1
1,2-Dichlorobenzene	95-50-1	<1.50	1.50	ug/L	03.20.13 20.16		1
1,3-Dichlorobenzene	541-73-1	<1.50	1.50	ug/L	03.20.13 20.16		1
1,4-Dichlorobenzene	106-46-7	<1.50	1.50	ug/L	03.20.13 20.16		1
Dichlorodifluoromethane	75-71-8	<2.00	2.00	ug/L	03.20.13 20.16		1
1,1-Dichloroethane	75-34-3	<0.500	0.500	ug/L	03.20.13 20.16		1
1,2-Dichloroethane	107-06-2	<0.500	0.500	ug/L	03.20.13 20.16		1
1,1-Dichloroethene	75-35-4	<0.500	0.500	ug/L	03.20.13 20.16		1
cis-1,2-Dichloroethene	156-59-2	<0.500	0.500	ug/L	03.20.13 20.16		1
trans-1,2-dichloroethene	156-60-5	<0.500	0.500	ug/L	03.20.13 20.16		1
1,2-Dichloropropane	78-87-5	<0.500	0.500	ug/L	03.20.13 20.16		1
1,3-Dichloropropane	142-28-9	<1.00	1.00	ug/L	03.20.13 20.16		1
2,2-Dichloropropane	594-20-7	<0.500	0.500	ug/L	03.20.13 20.16		1
1,1-Dichloropropene	563-58-6	<1.00	1.00	ug/L	03.20.13 20.16		1
cis-1,3-Dichloropropene	10061-01-5	<1.00	1.00	ug/L	03.20.13 20.16		1
trans-1,3-dichloropropene	10061-02-6	<0.500	0.500	ug/L	03.20.13 20.16		1
Ethylbenzene	100-41-4	<2.00	2.00	ug/L	03.20.13 20.16		1

Certificate of Analytical Results 459346

Terranext, Phoenix, AZ

WVBA

Sample Id: **AVB106-0100-25102** Matrix: Water Date Received: 03.18.13 15.55

Lab Sample Id: **459346-003** Date Collected: 03.18.13 08.50

Analytical Method: **VOCs by SW 8260B** Prep Method: SW5030C

Tech: OEM % Moisture:

Analyst: OEM Date Prep: 03.20.13 10.33

Seq Number: 909579

Parameter	Cas Number	Result	RL	Units	Analysis Date	Flag	Dil
Hexachlorobutadiene	87-68-3	<5.00	5.00	ug/L	03.20.13 20.16		1
2-Hexanone	591-78-6	<5.00	5.00	ug/L	03.20.13 20.16		1
isopropylbenzene	98-82-8	<2.50	2.50	ug/L	03.20.13 20.16		1
Methylene Chloride	75-09-2	<3.00	3.00	ug/L	03.20.13 20.16		1
Iodomethane (Methyl Iodide)	74-88-4	<2.00	2.00	ug/L	03.20.13 20.16		1
4-Methyl-2-Pentanone	108-10-1	<5.00	5.00	ug/L	03.20.13 20.16		1
Naphthalene	91-20-3	<5.00	5.00	ug/L	03.20.13 20.16		1
n-Propylbenzene	103-65-1	<2.00	2.00	ug/L	03.20.13 20.16		1
Styrene	100-42-5	<1.00	1.00	ug/L	03.20.13 20.16		1
1,1,1,2-Tetrachloroethane	630-20-6	<0.500	0.500	ug/L	03.20.13 20.16		1
1,1,2,2-Tetrachloroethane	79-34-5	<0.500	0.500	ug/L	03.20.13 20.16		1
Tetrachloroethylene	127-18-4	**1.04**	0.500	ug/L	03.20.13 20.16		1
Toluene	108-88-3	<2.00	2.00	ug/L	03.20.13 20.16		1
1,2,3-Trichlorobenzene	87-61-6	<5.00	5.00	ug/L	03.20.13 20.16		1
1,2,4-Trichlorobenzene	120-82-1	<5.00	5.00	ug/L	03.20.13 20.16		1
1,1,1-Trichloroethane	71-55-6	<0.500	0.500	ug/L	03.20.13 20.16		1
1,1,2-Trichloroethane	79-00-5	<0.500	0.500	ug/L	03.20.13 20.16		1
Trichloroethene	79-01-6	**2.75**	0.500	ug/L	03.20.13 20.16		1
Trichlorofluoromethane	75-69-4	<2.00	2.00	ug/L	03.20.13 20.16		1
1,2,3-Trichloropropane	96-18-4	<1.00	1.00	ug/L	03.20.13 20.16		1
1,2,4-Trimethylbenzene	95-63-6	<2.00	2.00	ug/L	03.20.13 20.16		1
1,3,5-Trimethylbenzene	108-67-8	<1.50	1.50	ug/L	03.20.13 20.16		1
o-Xylene	95-47-6	<1.00	1.00	ug/L	03.20.13 20.16		1
m,p-Xylenes	179601-23-1	<2.00	2.00	ug/L	03.20.13 20.16		1
Vinyl Acetate	108-05-4	<5.00	5.00	ug/L	03.20.13 20.16		1
Vinyl Chloride	75-01-4	<0.500	0.500	ug/L	03.20.13 20.16		1
Total Xylenes	1330-20-7	<1.00	1.00	ug/L	03.20.13 20.16		1

Surrogate	Cas Number	% Recovery	Units	Limits	Analysis Date	Flag
Dibromofluoromethane	1868-53-7	95	%	69-133	03.20.13 20.16	
1,2-Dichloroethane-D4	17060-07-0	84	%	66-139	03.20.13 20.16	
Toluene-D8	2037-26-5	96	%	70-130	03.20.13 20.16	
4-Bromofluorobenzene	460-00-4	90	%	70-135	03.20.13 20.16	

Certificate of Analytical Results 459346

Terranext, Phoenix, AZ

WVBA

Sample Id: **AVB12-0100-36152** Matrix: Water Date Received: 03.18.13 15.55

Lab Sample Id: **459346-004** Date Collected: 03.18.13 09.29

Analytical Method: **Total Metals by EPA 6010B** Prep Method: SW3010A

Tech: MLI % Moisture:

Analyst: MKO Date Prep: 03.22.13 10.00

Seq Number: 909645 SUB: AZ0765

Parameter	Cas Number	Result	RL	Units	Analysis Date	Flag	Dil
Chromium	7440-47-3	<0.0100	0.0100	mg/L	03.22.13 16.16		1

Analytical Method: **Metals, Dissolved, by EPA 6010B** Prep Method: SW3010A

Tech: MLI % Moisture:

Analyst: MKO Date Prep: 03.22.13 11.00

Seq Number: 909724 SUB: AZ0765

Parameter	Cas Number	Result	RL	Units	Analysis Date	Flag	Dil
Chromium	7440-47-3	<0.0100	0.0100	mg/L	03.22.13 22.24		1

Analytical Method: **1,4-Dioxane by EPA 8260B** Prep Method: SW5030B

Tech: MCH % Moisture:

Analyst: MCH Date Prep: 03.22.13 12.52

Seq Number: 909785 SUB: AZ0765

Parameter	Cas Number	Result	RL	MDL	Units	Analysis Date	Flag	Dil
1,4-Dioxane	123-91-1	<4.00	50.0	4.00	ug/L	03.22.13 16.31	E8	1

Surrogate	Cas Number	% Recovery	Units	Limits	Analysis Date	Flag
Dibromofluoromethane	1868-53-7	96	%	75-131	03.22.13 16.31	
1,2-Dichloroethane-D4	17060-07-0	94	%	63-144	03.22.13 16.31	
Toluene-D8	2037-26-5	101	%	80-117	03.22.13 16.31	
4-Bromofluorobenzene	460-00-4	104	%	74-124	03.22.13 16.31	

Certificate of Analytical Results 459346

Terranext, Phoenix, AZ

WVBA

Sample Id: **AVB12-0100-36152** Matrix: Water Date Received: 03.18.13 15.55

Lab Sample Id: **459346-004** Date Collected: 03.18.13 09.29

Analytical Method: **VOCs by SW 8260B** Prep Method: SW5030C

Tech: OEM % Moisture:

Analyst: OEM Date Prep: 03.20.13 10.33

Seq Number: 909579

Parameter	Cas Number	Result	RL	Units	Analysis Date	Flag	Dil
Acetone	67-64-1	<20.0	20.0	ug/L	03.20.13 20.41		1
Benzene	71-43-2	<0.500	0.500	ug/L	03.20.13 20.41		1
Bromobenzene	108-86-1	<1.50	1.50	ug/L	03.20.13 20.41		1
Bromochloromethane	74-97-5	<0.500	0.500	ug/L	03.20.13 20.41		1
Bromodichloromethane	75-27-4	<0.500	0.500	ug/L	03.20.13 20.41		1
Bromoform	75-25-2	<1.00	1.00	ug/L	03.20.13 20.41		1
Bromomethane	74-83-9	<5.00	5.00	ug/L	03.20.13 20.41	L1	1
2-Butanone	78-93-3	<5.00	5.00	ug/L	03.20.13 20.41		1
MTBE	1634-04-4	<2.00	2.00	ug/L	03.20.13 20.41		1
n-Butylbenzene	104-51-8	<2.50	2.50	ug/L	03.20.13 20.41		1
Sec-Butylbenzene	135-98-8	<1.50	1.50	ug/L	03.20.13 20.41		1
tert-Butylbenzene	98-06-6	<2.50	2.50	ug/L	03.20.13 20.41		1
Carbon Disulfide	75-15-0	<0.500	0.500	ug/L	03.20.13 20.41		1
Carbon Tetrachloride	56-23-5	<0.500	0.500	ug/L	03.20.13 20.41		1
Chlorobenzene	108-90-7	<0.500	0.500	ug/L	03.20.13 20.41		1
Chloroethane	75-00-3	<4.00	4.00	ug/L	03.20.13 20.41		1
Chloroform	67-66-3	<0.500	0.500	ug/L	03.20.13 20.41		1
Chloromethane	74-87-3	<5.00	5.00	ug/L	03.20.13 20.41		1
2-Chlorotoluene	95-49-8	<1.50	1.50	ug/L	03.20.13 20.41		1
4-Chlorotoluene	106-43-4	<2.00	2.00	ug/L	03.20.13 20.41		1
p-Cymene (p-Isopropyltoluene)	99-87-6	<1.50	1.50	ug/L	03.20.13 20.41		1
Dibromochloromethane	124-48-1	<0.500	0.500	ug/L	03.20.13 20.41		1
1,2-Dibromo-3-Chloropropane	96-12-8	<2.00	2.00	ug/L	03.20.13 20.41		1
1,2-Dibromoethane	106-93-4	<0.500	0.500	ug/L	03.20.13 20.41		1
Dibromomethane	74-95-3	<0.500	0.500	ug/L	03.20.13 20.41		1
1,2-Dichlorobenzene	95-50-1	<1.50	1.50	ug/L	03.20.13 20.41		1
1,3-Dichlorobenzene	541-73-1	<1.50	1.50	ug/L	03.20.13 20.41		1
1,4-Dichlorobenzene	106-46-7	<1.50	1.50	ug/L	03.20.13 20.41		1
Dichlorodifluoromethane	75-71-8	<2.00	2.00	ug/L	03.20.13 20.41		1
1,1-Dichloroethane	75-34-3	<0.500	0.500	ug/L	03.20.13 20.41		1
1,2-Dichloroethane	107-06-2	<0.500	0.500	ug/L	03.20.13 20.41		1
1,1-Dichloroethene	75-35-4	<0.500	0.500	ug/L	03.20.13 20.41		1
cis-1,2-Dichloroethene	156-59-2	<0.500	0.500	ug/L	03.20.13 20.41		1
trans-1,2-dichloroethene	156-60-5	<0.500	0.500	ug/L	03.20.13 20.41		1
1,2-Dichloropropane	78-87-5	<0.500	0.500	ug/L	03.20.13 20.41		1
1,3-Dichloropropane	142-28-9	<1.00	1.00	ug/L	03.20.13 20.41		1
2,2-Dichloropropane	594-20-7	<0.500	0.500	ug/L	03.20.13 20.41		1
1,1-Dichloropropene	563-58-6	<1.00	1.00	ug/L	03.20.13 20.41		1
cis-1,3-Dichloropropene	10061-01-5	<1.00	1.00	ug/L	03.20.13 20.41		1
trans-1,3-dichloropropene	10061-02-6	<0.500	0.500	ug/L	03.20.13 20.41		1
Ethylbenzene	100-41-4	<2.00	2.00	ug/L	03.20.13 20.41		1

Certificate of Analytical Results 459346

Terranext, Phoenix, AZ

WVBA

Sample Id: **AVB12-0100-36152** Matrix: Water Date Received: 03.18.13 15.55

Lab Sample Id: **459346-004** Date Collected: 03.18.13 09.29

Analytical Method: **VOCs by SW 8260B** Prep Method: SW5030C

Tech: OEM % Moisture:

Analyst: OEM Date Prep: 03.20.13 10.33

Seq Number: 909579

Parameter	Cas Number	Result	RL	Units	Analysis Date	Flag	Dil
Hexachlorobutadiene	87-68-3	<5.00	5.00	ug/L	03.20.13 20.41		1
2-Hexanone	591-78-6	<5.00	5.00	ug/L	03.20.13 20.41		1
isopropylbenzene	98-82-8	<2.50	2.50	ug/L	03.20.13 20.41		1
Methylene Chloride	75-09-2	<3.00	3.00	ug/L	03.20.13 20.41		1
Iodomethane (Methyl Iodide)	74-88-4	<2.00	2.00	ug/L	03.20.13 20.41		1
4-Methyl-2-Pentanone	108-10-1	<5.00	5.00	ug/L	03.20.13 20.41		1
Naphthalene	91-20-3	<5.00	5.00	ug/L	03.20.13 20.41		1
n-Propylbenzene	103-65-1	<2.00	2.00	ug/L	03.20.13 20.41		1
Styrene	100-42-5	<1.00	1.00	ug/L	03.20.13 20.41		1
1,1,1,2-Tetrachloroethane	630-20-6	<0.500	0.500	ug/L	03.20.13 20.41		1
1,1,2,2-Tetrachloroethane	79-34-5	<0.500	0.500	ug/L	03.20.13 20.41		1
Tetrachloroethylene	127-18-4	**4.04**	0.500	ug/L	03.20.13 20.41		1
Toluene	108-88-3	<2.00	2.00	ug/L	03.20.13 20.41		1
1,2,3-Trichlorobenzene	87-61-6	<5.00	5.00	ug/L	03.20.13 20.41		1
1,2,4-Trichlorobenzene	120-82-1	<5.00	5.00	ug/L	03.20.13 20.41		1
1,1,1-Trichloroethane	71-55-6	<0.500	0.500	ug/L	03.20.13 20.41		1
1,1,2-Trichloroethane	79-00-5	<0.500	0.500	ug/L	03.20.13 20.41		1
Trichloroethene	79-01-6	**3.85**	0.500	ug/L	03.20.13 20.41		1
Trichlorofluoromethane	75-69-4	<2.00	2.00	ug/L	03.20.13 20.41		1
1,2,3-Trichloropropane	96-18-4	<1.00	1.00	ug/L	03.20.13 20.41		1
1,2,4-Trimethylbenzene	95-63-6	<2.00	2.00	ug/L	03.20.13 20.41		1
1,3,5-Trimethylbenzene	108-67-8	<1.50	1.50	ug/L	03.20.13 20.41		1
o-Xylene	95-47-6	<1.00	1.00	ug/L	03.20.13 20.41		1
m,p-Xylenes	179601-23-1	<2.00	2.00	ug/L	03.20.13 20.41		1
Vinyl Acetate	108-05-4	<5.00	5.00	ug/L	03.20.13 20.41		1
Vinyl Chloride	75-01-4	<0.500	0.500	ug/L	03.20.13 20.41		1
Total Xylenes	1330-20-7	<1.00	1.00	ug/L	03.20.13 20.41		1

Surrogate	Cas Number	% Recovery	Units	Limits	Analysis Date	Flag
Dibromofluoromethane	1868-53-7	95	%	69-133	03.20.13 20.41	
1,2-Dichloroethane-D4	17060-07-0	82	%	66-139	03.20.13 20.41	
Toluene-D8	2037-26-5	97	%	70-130	03.20.13 20.41	
4-Bromofluorobenzene	460-00-4	90	%	70-135	03.20.13 20.41	

Certificate of Analytical Results 459346

Terranext, Phoenix, AZ

WVBA

Sample Id: **AVB14-0100-34108** Matrix: Water Date Received: 03.18.13 15.55

Lab Sample Id: **459346-005** Date Collected: 03.18.13 10.15

Analytical Method: **Total Metals by EPA 6010B** Prep Method: SW3010A

Tech: MLI % Moisture:

Analyst: MKO Date Prep: 03.22.13 10.00

Seq Number: 909645 SUB: AZ0765

Parameter	Cas Number	Result	RL	Units	Analysis Date	Flag	Dil
Chromium	7440-47-3	**0.0211**	0.0100	mg/L	03.22.13 16.22		1

Analytical Method: **Metals, Dissolved, by EPA 6010B** Prep Method: SW3010A

Tech: MLI % Moisture:

Analyst: MKO Date Prep: 03.22.13 11.00

Seq Number: 909724 SUB: AZ0765

Parameter	Cas Number	Result	RL	Units	Analysis Date	Flag	Dil
Chromium	7440-47-3	<0.0100	0.0100	mg/L	03.22.13 22.30		1

Analytical Method: **1,4-Dioxane by EPA 8260B** Prep Method: SW5030B

Tech: MCH % Moisture:

Analyst: MCH Date Prep: 03.22.13 12.54

Seq Number: 909785 SUB: AZ0765

Parameter	Cas Number	Result	RL	MDL	Units	Analysis Date	Flag	Dil
1,4-Dioxane	123-91-1	<4.00	50.0	4.00	ug/L	03.22.13 16.56	E8	1

Surrogate	Cas Number	% Recovery	Units	Limits	Analysis Date	Flag
Dibromofluoromethane	1868-53-7	98	%	75-131	03.22.13 16.56	
1,2-Dichloroethane-D4	17060-07-0	98	%	63-144	03.22.13 16.56	
Toluene-D8	2037-26-5	100	%	80-117	03.22.13 16.56	
4-Bromofluorobenzene	460-00-4	106	%	74-124	03.22.13 16.56	

Certificate of Analytical Results 459346

Terranext, Phoenix, AZ

WVBA

Sample Id: **AVB14-0100-34108** Matrix: Water Date Received: 03.18.13 15.55

Lab Sample Id: **459346-005** Date Collected: 03.18.13 10.15

Analytical Method: **VOCs by SW 8260B** Prep Method: SW5030C

Tech: OEM % Moisture:

Analyst: OEM Date Prep: 03.20.13 10.33

Seq Number: 909579

Parameter	Cas Number	Result	RL	Units	Analysis Date	Flag	Dil
Acetone	67-64-1	<20.0	20.0	ug/L	03.20.13 21.06		1
Benzene	71-43-2	<0.500	0.500	ug/L	03.20.13 21.06		1
Bromobenzene	108-86-1	<1.50	1.50	ug/L	03.20.13 21.06		1
Bromochloromethane	74-97-5	<0.500	0.500	ug/L	03.20.13 21.06		1
Bromodichloromethane	75-27-4	<0.500	0.500	ug/L	03.20.13 21.06		1
Bromoform	75-25-2	<1.00	1.00	ug/L	03.20.13 21.06		1
Bromomethane	74-83-9	<5.00	5.00	ug/L	03.20.13 21.06	L1	1
2-Butanone	78-93-3	<5.00	5.00	ug/L	03.20.13 21.06		1
MTBE	1634-04-4	<2.00	2.00	ug/L	03.20.13 21.06		1
n-Butylbenzene	104-51-8	<2.50	2.50	ug/L	03.20.13 21.06		1
Sec-Butylbenzene	135-98-8	<1.50	1.50	ug/L	03.20.13 21.06		1
tert-Butylbenzene	98-06-6	<2.50	2.50	ug/L	03.20.13 21.06		1
Carbon Disulfide	75-15-0	<0.500	0.500	ug/L	03.20.13 21.06		1
Carbon Tetrachloride	56-23-5	<0.500	0.500	ug/L	03.20.13 21.06		1
Chlorobenzene	108-90-7	<0.500	0.500	ug/L	03.20.13 21.06		1
Chloroethane	75-00-3	<4.00	4.00	ug/L	03.20.13 21.06		1
Chloroform	67-66-3	**1.69**	0.500	ug/L	03.20.13 21.06		1
Chloromethane	74-87-3	<5.00	5.00	ug/L	03.20.13 21.06		1
2-Chlorotoluene	95-49-8	<1.50	1.50	ug/L	03.20.13 21.06		1
4-Chlorotoluene	106-43-4	<2.00	2.00	ug/L	03.20.13 21.06		1
p-Cymene (p-Isopropyltoluene)	99-87-6	<1.50	1.50	ug/L	03.20.13 21.06		1
Dibromochloromethane	124-48-1	<0.500	0.500	ug/L	03.20.13 21.06		1
1,2-Dibromo-3-Chloropropane	96-12-8	<2.00	2.00	ug/L	03.20.13 21.06		1
1,2-Dibromoethane	106-93-4	<0.500	0.500	ug/L	03.20.13 21.06		1
Dibromomethane	74-95-3	<0.500	0.500	ug/L	03.20.13 21.06		1
1,2-Dichlorobenzene	95-50-1	<1.50	1.50	ug/L	03.20.13 21.06		1
1,3-Dichlorobenzene	541-73-1	<1.50	1.50	ug/L	03.20.13 21.06		1
1,4-Dichlorobenzene	106-46-7	<1.50	1.50	ug/L	03.20.13 21.06		1
Dichlorodifluoromethane	75-71-8	<2.00	2.00	ug/L	03.20.13 21.06		1
1,1-Dichloroethane	75-34-3	<0.500	0.500	ug/L	03.20.13 21.06		1
1,2-Dichloroethane	107-06-2	<0.500	0.500	ug/L	03.20.13 21.06		1
1,1-Dichloroethene	75-35-4	<0.500	0.500	ug/L	03.20.13 21.06		1
cis-1,2-Dichloroethene	156-59-2	**1.20**	0.500	ug/L	03.20.13 21.06		1
trans-1,2-dichloroethene	156-60-5	<0.500	0.500	ug/L	03.20.13 21.06		1
1,2-Dichloropropane	78-87-5	<0.500	0.500	ug/L	03.20.13 21.06		1
1,3-Dichloropropane	142-28-9	<1.00	1.00	ug/L	03.20.13 21.06		1
2,2-Dichloropropane	594-20-7	<0.500	0.500	ug/L	03.20.13 21.06		1
1,1-Dichloropropene	563-58-6	<1.00	1.00	ug/L	03.20.13 21.06		1
cis-1,3-Dichloropropene	10061-01-5	<1.00	1.00	ug/L	03.20.13 21.06		1
trans-1,3-dichloropropene	10061-02-6	<0.500	0.500	ug/L	03.20.13 21.06		1
Ethylbenzene	100-41-4	<2.00	2.00	ug/L	03.20.13 21.06		1

Certificate of Analytical Results 459346

Terranext, Phoenix, AZ

WVBA

Sample Id: **AVB14-0100-34108** Matrix: Water Date Received: 03.18.13 15.55

Lab Sample Id: **459346-005** Date Collected: 03.18.13 10.15

Analytical Method: **VOCs by SW 8260B** Prep Method: SW5030C

Tech: OEM % Moisture:

Analyst: OEM Date Prep: 03.20.13 10.33

Seq Number: 909579

Parameter	Cas Number	Result	RL	Units	Analysis Date	Flag	Dil
Hexachlorobutadiene	87-68-3	<5.00	5.00	ug/L	03.20.13 21.06		1
2-Hexanone	591-78-6	<5.00	5.00	ug/L	03.20.13 21.06		1
isopropylbenzene	98-82-8	<2.50	2.50	ug/L	03.20.13 21.06		1
Methylene Chloride	75-09-2	<3.00	3.00	ug/L	03.20.13 21.06		1
Iodomethane (Methyl Iodide)	74-88-4	<2.00	2.00	ug/L	03.20.13 21.06		1
4-Methyl-2-Pentanone	108-10-1	<5.00	5.00	ug/L	03.20.13 21.06		1
Naphthalene	91-20-3	<5.00	5.00	ug/L	03.20.13 21.06		1
n-Propylbenzene	103-65-1	<2.00	2.00	ug/L	03.20.13 21.06		1
Styrene	100-42-5	<1.00	1.00	ug/L	03.20.13 21.06		1
1,1,1,2-Tetrachloroethane	630-20-6	<0.500	0.500	ug/L	03.20.13 21.06		1
1,1,2,2-Tetrachloroethane	79-34-5	<0.500	0.500	ug/L	03.20.13 21.06		1
Tetrachloroethylene	127-18-4	<0.500	0.500	ug/L	03.20.13 21.06		1
Toluene	108-88-3	<2.00	2.00	ug/L	03.20.13 21.06		1
1,2,3-Trichlorobenzene	87-61-6	<5.00	5.00	ug/L	03.20.13 21.06		1
1,2,4-Trichlorobenzene	120-82-1	<5.00	5.00	ug/L	03.20.13 21.06		1
1,1,1-Trichloroethane	71-55-6	<0.500	0.500	ug/L	03.20.13 21.06		1
1,1,2-Trichloroethane	79-00-5	<0.500	0.500	ug/L	03.20.13 21.06		1
Trichloroethene	79-01-6	**4.37**	0.500	ug/L	03.20.13 21.06		1
Trichlorofluoromethane	75-69-4	<2.00	2.00	ug/L	03.20.13 21.06		1
1,2,3-Trichloropropane	96-18-4	<1.00	1.00	ug/L	03.20.13 21.06		1
1,2,4-Trimethylbenzene	95-63-6	<2.00	2.00	ug/L	03.20.13 21.06		1
1,3,5-Trimethylbenzene	108-67-8	<1.50	1.50	ug/L	03.20.13 21.06		1
o-Xylene	95-47-6	<1.00	1.00	ug/L	03.20.13 21.06		1
m,p-Xylenes	179601-23-1	<2.00	2.00	ug/L	03.20.13 21.06		1
Vinyl Acetate	108-05-4	<5.00	5.00	ug/L	03.20.13 21.06		1
Vinyl Chloride	75-01-4	<0.500	0.500	ug/L	03.20.13 21.06		1
Total Xylenes	1330-20-7	<1.00	1.00	ug/L	03.20.13 21.06		1

Surrogate	Cas Number	% Recovery	Units	Limits	Analysis Date	Flag
Dibromofluoromethane	1868-53-7	96	%	69-133	03.20.13 21.06	
1,2-Dichloroethane-D4	17060-07-0	83	%	66-139	03.20.13 21.06	
Toluene-D8	2037-26-5	95	%	70-130	03.20.13 21.06	
4-Bromofluorobenzene	460-00-4	87	%	70-135	03.20.13 21.06	

Certificate of Analytical Results 459346

Terranext, Phoenix, AZ

WVBA

Sample Id: **AVB103-0200-12098** Matrix: Water Date Received: 03.18.13 15.55

Lab Sample Id: **459346-006** Date Collected: 03.18.13 10.55

Analytical Method: **Total Metals by EPA 6010B** Prep Method: SW3010A

Tech: MLI % Moisture:

Analyst: MKO Date Prep: 03.22.13 10.00

Seq Number: 909645 SUB: AZ0765

Parameter	Cas Number	Result	RL	Units	Analysis Date	Flag	Dil
Chromium	7440-47-3	<0.0100	0.0100	mg/L	03.22.13 16.28		1

Analytical Method: **Metals, Dissolved, by EPA 6010B** Prep Method: SW3010A

Tech: MLI % Moisture:

Analyst: MKO Date Prep: 03.22.13 11.00

Seq Number: 909724 SUB: AZ0765

Parameter	Cas Number	Result	RL	Units	Analysis Date	Flag	Dil
Chromium	7440-47-3	<0.0100	0.0100	mg/L	03.22.13 22.47		1

Analytical Method: **1,4-Dioxane by EPA 8260B** Prep Method: SW5030B

Tech: MCH % Moisture:

Analyst: MCH Date Prep: 03.22.13 12.56

Seq Number: 909785 SUB: AZ0765

Parameter	Cas Number	Result	RL	MDL	Units	Analysis Date	Flag	Dil
1,4-Dioxane	123-91-1	<4.00	50.0	4.00	ug/L	03.22.13 17.21	E8	1

Surrogate	Cas Number	% Recovery	Units	Limits	Analysis Date	Flag
Dibromofluoromethane	1868-53-7	98	%	75-131	03.22.13 17.21	
1,2-Dichloroethane-D4	17060-07-0	96	%	63-144	03.22.13 17.21	
Toluene-D8	2037-26-5	99	%	80-117	03.22.13 17.21	
4-Bromofluorobenzene	460-00-4	102	%	74-124	03.22.13 17.21	

Certificate of Analytical Results 459346

Terranext, Phoenix, AZ

WVBA

Sample Id: **AVB103-0200-12098** Matrix: Water Date Received: 03.18.13 15.55

Lab Sample Id: **459346-006** Date Collected: 03.18.13 10.55

Analytical Method: **VOCs by SW 8260B** Prep Method: SW5030C

Tech: OEM % Moisture:

Analyst: OEM Date Prep: 03.20.13 10.33

Seq Number: 909579

Parameter	Cas Number	Result	RL	Units	Analysis Date	Flag	Dil
Acetone	67-64-1	<20.0	20.0	ug/L	03.20.13 21.30		1
Benzene	71-43-2	<0.500	0.500	ug/L	03.20.13 21.30		1
Bromobenzene	108-86-1	<1.50	1.50	ug/L	03.20.13 21.30		1
Bromochloromethane	74-97-5	<0.500	0.500	ug/L	03.20.13 21.30		1
Bromodichloromethane	75-27-4	<0.500	0.500	ug/L	03.20.13 21.30		1
Bromoform	75-25-2	<1.00	1.00	ug/L	03.20.13 21.30		1
Bromomethane	74-83-9	<5.00	5.00	ug/L	03.20.13 21.30	L1	1
2-Butanone	78-93-3	<5.00	5.00	ug/L	03.20.13 21.30		1
MTBE	1634-04-4	<2.00	2.00	ug/L	03.20.13 21.30		1
n-Butylbenzene	104-51-8	<2.50	2.50	ug/L	03.20.13 21.30		1
Sec-Butylbenzene	135-98-8	<1.50	1.50	ug/L	03.20.13 21.30		1
tert-Butylbenzene	98-06-6	<2.50	2.50	ug/L	03.20.13 21.30		1
Carbon Disulfide	75-15-0	<0.500	0.500	ug/L	03.20.13 21.30		1
Carbon Tetrachloride	56-23-5	<0.500	0.500	ug/L	03.20.13 21.30		1
Chlorobenzene	108-90-7	<0.500	0.500	ug/L	03.20.13 21.30		1
Chloroethane	75-00-3	<4.00	4.00	ug/L	03.20.13 21.30		1
Chloroform	67-66-3	<0.500	0.500	ug/L	03.20.13 21.30		1
Chloromethane	74-87-3	<5.00	5.00	ug/L	03.20.13 21.30		1
2-Chlorotoluene	95-49-8	<1.50	1.50	ug/L	03.20.13 21.30		1
4-Chlorotoluene	106-43-4	<2.00	2.00	ug/L	03.20.13 21.30		1
p-Cymene (p-Isopropyltoluene)	99-87-6	<1.50	1.50	ug/L	03.20.13 21.30		1
Dibromochloromethane	124-48-1	<0.500	0.500	ug/L	03.20.13 21.30		1
1,2-Dibromo-3-Chloropropane	96-12-8	<2.00	2.00	ug/L	03.20.13 21.30		1
1,2-Dibromoethane	106-93-4	<0.500	0.500	ug/L	03.20.13 21.30		1
Dibromomethane	74-95-3	<0.500	0.500	ug/L	03.20.13 21.30		1
1,2-Dichlorobenzene	95-50-1	<1.50	1.50	ug/L	03.20.13 21.30		1
1,3-Dichlorobenzene	541-73-1	<1.50	1.50	ug/L	03.20.13 21.30		1
1,4-Dichlorobenzene	106-46-7	<1.50	1.50	ug/L	03.20.13 21.30		1
Dichlorodifluoromethane	75-71-8	<2.00	2.00	ug/L	03.20.13 21.30		1
1,1-Dichloroethane	75-34-3	<0.500	0.500	ug/L	03.20.13 21.30		1
1,2-Dichloroethane	107-06-2	<0.500	0.500	ug/L	03.20.13 21.30		1
1,1-Dichloroethene	75-35-4	<0.500	0.500	ug/L	03.20.13 21.30		1
cis-1,2-Dichloroethene	156-59-2	<0.500	0.500	ug/L	03.20.13 21.30		1
trans-1,2-dichloroethene	156-60-5	<0.500	0.500	ug/L	03.20.13 21.30		1
1,2-Dichloropropane	78-87-5	<0.500	0.500	ug/L	03.20.13 21.30		1
1,3-Dichloropropane	142-28-9	<1.00	1.00	ug/L	03.20.13 21.30		1
2,2-Dichloropropane	594-20-7	<0.500	0.500	ug/L	03.20.13 21.30		1
1,1-Dichloropropene	563-58-6	<1.00	1.00	ug/L	03.20.13 21.30		1
cis-1,3-Dichloropropene	10061-01-5	<1.00	1.00	ug/L	03.20.13 21.30		1
trans-1,3-dichloropropene	10061-02-6	<0.500	0.500	ug/L	03.20.13 21.30		1
Ethylbenzene	100-41-4	<2.00	2.00	ug/L	03.20.13 21.30		1

Certificate of Analytical Results 459346

Terranext, Phoenix, AZ

WVBA

Sample Id: **AVB103-0200-12098** Matrix: Water Date Received: 03.18.13 15.55

Lab Sample Id: **459346-006** Date Collected: 03.18.13 10.55

Analytical Method: **VOCs by SW 8260B** Prep Method: SW5030C

Tech: OEM % Moisture:

Analyst: OEM Date Prep: 03.20.13 10.33

Seq Number: 909579

Parameter	Cas Number	Result	RL	Units	Analysis Date	Flag	Dil
Hexachlorobutadiene	87-68-3	<5.00	5.00	ug/L	03.20.13 21.30		1
2-Hexanone	591-78-6	<5.00	5.00	ug/L	03.20.13 21.30		1
isopropylbenzene	98-82-8	<2.50	2.50	ug/L	03.20.13 21.30		1
Methylene Chloride	75-09-2	<3.00	3.00	ug/L	03.20.13 21.30		1
Iodomethane (Methyl Iodide)	74-88-4	<2.00	2.00	ug/L	03.20.13 21.30		1
4-Methyl-2-Pentanone	108-10-1	<5.00	5.00	ug/L	03.20.13 21.30		1
Naphthalene	91-20-3	<5.00	5.00	ug/L	03.20.13 21.30		1
n-Propylbenzene	103-65-1	<2.00	2.00	ug/L	03.20.13 21.30		1
Styrene	100-42-5	<1.00	1.00	ug/L	03.20.13 21.30		1
1,1,1,2-Tetrachloroethane	630-20-6	<0.500	0.500	ug/L	03.20.13 21.30		1
1,1,2,2-Tetrachloroethane	79-34-5	<0.500	0.500	ug/L	03.20.13 21.30		1
Tetrachloroethylene	127-18-4	<0.500	0.500	ug/L	03.20.13 21.30		1
Toluene	108-88-3	<2.00	2.00	ug/L	03.20.13 21.30		1
1,2,3-Trichlorobenzene	87-61-6	<5.00	5.00	ug/L	03.20.13 21.30		1
1,2,4-Trichlorobenzene	120-82-1	<5.00	5.00	ug/L	03.20.13 21.30		1
1,1,1-Trichloroethane	71-55-6	<0.500	0.500	ug/L	03.20.13 21.30		1
1,1,2-Trichloroethane	79-00-5	<0.500	0.500	ug/L	03.20.13 21.30		1
Trichloroethene	79-01-6	**0.650**	0.500	ug/L	03.20.13 21.30		1
Trichlorofluoromethane	75-69-4	<2.00	2.00	ug/L	03.20.13 21.30		1
1,2,3-Trichloropropane	96-18-4	<1.00	1.00	ug/L	03.20.13 21.30		1
1,2,4-Trimethylbenzene	95-63-6	<2.00	2.00	ug/L	03.20.13 21.30		1
1,3,5-Trimethylbenzene	108-67-8	<1.50	1.50	ug/L	03.20.13 21.30		1
o-Xylene	95-47-6	<1.00	1.00	ug/L	03.20.13 21.30		1
m,p-Xylenes	179601-23-1	<2.00	2.00	ug/L	03.20.13 21.30		1
Vinyl Acetate	108-05-4	<5.00	5.00	ug/L	03.20.13 21.30		1
Vinyl Chloride	75-01-4	<0.500	0.500	ug/L	03.20.13 21.30		1
Total Xylenes	1330-20-7	<1.00	1.00	ug/L	03.20.13 21.30		1

Surrogate	Cas Number	% Recovery	Units	Limits	Analysis Date	Flag
Dibromofluoromethane	1868-53-7	96	%	69-133	03.20.13 21.30	
1,2-Dichloroethane-D4	17060-07-0	85	%	66-139	03.20.13 21.30	
Toluene-D8	2037-26-5	96	%	70-130	03.20.13 21.30	
4-Bromofluorobenzene	460-00-4	89	%	70-135	03.20.13 21.30	

Certificate of Analytical Results 459346

Terranext, Phoenix, AZ

WVBA

Sample Id: **AVB140-0100-09128** Matrix: Water Date Received: 03.18.13 15.55

Lab Sample Id: **459346-007** Date Collected: 03.18.13 11.43

Analytical Method: **Total Metals by EPA 6010B** Prep Method: SW3010A

Tech: MLI % Moisture:

Analyst: MKO Date Prep: 03.22.13 10.00

Seq Number: 909645 SUB: AZ0765

Parameter	Cas Number	Result	RL	Units	Analysis Date	Flag	Dil
Chromium	7440-47-3	**0.0175**	0.0100	mg/L	03.22.13 16.33		1

Analytical Method: **Metals, Dissolved, by EPA 6010B** Prep Method: SW3010A

Tech: MLI % Moisture:

Analyst: MKO Date Prep: 03.22.13 11.00

Seq Number: 909724 SUB: AZ0765

Parameter	Cas Number	Result	RL	Units	Analysis Date	Flag	Dil
Chromium	7440-47-3	<0.0100	0.0100	mg/L	03.22.13 22.53		1

Analytical Method: **1,4-Dioxane by EPA 8260B** Prep Method: SW5030B

Tech: MCH % Moisture:

Analyst: MCH Date Prep: 03.22.13 16.50

Seq Number: 909785 SUB: AZ0765

Parameter	Cas Number	Result	RL	MDL	Units	Analysis Date	Flag	Dil
1,4-Dioxane	123-91-1	<4.00	50.0	4.00	ug/L	03.22.13 17.46	E8	1

Surrogate	Cas Number	% Recovery	Units	Limits	Analysis Date	Flag
Dibromofluoromethane	1868-53-7	97	%	75-131	03.22.13 17.46	
1,2-Dichloroethane-D4	17060-07-0	96	%	63-144	03.22.13 17.46	
Toluene-D8	2037-26-5	99	%	80-117	03.22.13 17.46	
4-Bromofluorobenzene	460-00-4	102	%	74-124	03.22.13 17.46	

Certificate of Analytical Results 459346

Terranext, Phoenix, AZ

WVBA

Sample Id: **AVB140-0100-09128** Matrix: Water Date Received: 03.18.13 15.55

Lab Sample Id: **459346-007** Date Collected: 03.18.13 11.43

Analytical Method: **VOCs by SW 8260B** Prep Method: SW5030C

Tech: OEM % Moisture:

Analyst: OEM Date Prep: 03.20.13 10.33

Seq Number: 909579

Parameter	Cas Number	Result	RL	Units	Analysis Date	Flag	Dil
Acetone	67-64-1	<20.0	20.0	ug/L	03.20.13 21.55		1
Benzene	71-43-2	<0.500	0.500	ug/L	03.20.13 21.55		1
Bromobenzene	108-86-1	<1.50	1.50	ug/L	03.20.13 21.55		1
Bromochloromethane	74-97-5	<0.500	0.500	ug/L	03.20.13 21.55		1
Bromodichloromethane	75-27-4	<0.500	0.500	ug/L	03.20.13 21.55		1
Bromoform	75-25-2	<1.00	1.00	ug/L	03.20.13 21.55		1
Bromomethane	74-83-9	<5.00	5.00	ug/L	03.20.13 21.55	L1	1
2-Butanone	78-93-3	<5.00	5.00	ug/L	03.20.13 21.55		1
MTBE	1634-04-4	<2.00	2.00	ug/L	03.20.13 21.55		1
n-Butylbenzene	104-51-8	<2.50	2.50	ug/L	03.20.13 21.55		1
Sec-Butylbenzene	135-98-8	<1.50	1.50	ug/L	03.20.13 21.55		1
tert-Butylbenzene	98-06-6	<2.50	2.50	ug/L	03.20.13 21.55		1
Carbon Disulfide	75-15-0	<0.500	0.500	ug/L	03.20.13 21.55		1
Carbon Tetrachloride	56-23-5	<0.500	0.500	ug/L	03.20.13 21.55		1
Chlorobenzene	108-90-7	<0.500	0.500	ug/L	03.20.13 21.55		1
Chloroethane	75-00-3	<4.00	4.00	ug/L	03.20.13 21.55		1
Chloroform	67-66-3	<0.500	0.500	ug/L	03.20.13 21.55		1
Chloromethane	74-87-3	<5.00	5.00	ug/L	03.20.13 21.55		1
2-Chlorotoluene	95-49-8	<1.50	1.50	ug/L	03.20.13 21.55		1
4-Chlorotoluene	106-43-4	<2.00	2.00	ug/L	03.20.13 21.55		1
p-Cymene (p-Isopropyltoluene)	99-87-6	<1.50	1.50	ug/L	03.20.13 21.55		1
Dibromochloromethane	124-48-1	<0.500	0.500	ug/L	03.20.13 21.55		1
1,2-Dibromo-3-Chloropropane	96-12-8	<2.00	2.00	ug/L	03.20.13 21.55		1
1,2-Dibromoethane	106-93-4	<0.500	0.500	ug/L	03.20.13 21.55		1
Dibromomethane	74-95-3	<0.500	0.500	ug/L	03.20.13 21.55		1
1,2-Dichlorobenzene	95-50-1	<1.50	1.50	ug/L	03.20.13 21.55		1
1,3-Dichlorobenzene	541-73-1	<1.50	1.50	ug/L	03.20.13 21.55		1
1,4-Dichlorobenzene	106-46-7	<1.50	1.50	ug/L	03.20.13 21.55		1
Dichlorodifluoromethane	75-71-8	<2.00	2.00	ug/L	03.20.13 21.55		1
1,1-Dichloroethane	75-34-3	<0.500	0.500	ug/L	03.20.13 21.55		1
1,2-Dichloroethane	107-06-2	<0.500	0.500	ug/L	03.20.13 21.55		1
1,1-Dichloroethene	75-35-4	<0.500	0.500	ug/L	03.20.13 21.55		1
cis-1,2-Dichloroethene	156-59-2	<0.500	0.500	ug/L	03.20.13 21.55		1
trans-1,2-dichloroethene	156-60-5	<0.500	0.500	ug/L	03.20.13 21.55		1
1,2-Dichloropropane	78-87-5	<0.500	0.500	ug/L	03.20.13 21.55		1
1,3-Dichloropropane	142-28-9	<1.00	1.00	ug/L	03.20.13 21.55		1
2,2-Dichloropropane	594-20-7	<0.500	0.500	ug/L	03.20.13 21.55		1
1,1-Dichloropropene	563-58-6	<1.00	1.00	ug/L	03.20.13 21.55		1
cis-1,3-Dichloropropene	10061-01-5	<1.00	1.00	ug/L	03.20.13 21.55		1
trans-1,3-dichloropropene	10061-02-6	<0.500	0.500	ug/L	03.20.13 21.55		1
Ethylbenzene	100-41-4	<2.00	2.00	ug/L	03.20.13 21.55		1

Certificate of Analytical Results 459346

Terranext, Phoenix, AZ

WVBA

Sample Id: **AVB140-0100-09128** Matrix: Water Date Received: 03.18.13 15.55

Lab Sample Id: **459346-007** Date Collected: 03.18.13 11.43

Analytical Method: **VOCs by SW 8260B** Prep Method: SW5030C

Tech: OEM % Moisture:

Analyst: OEM Date Prep: 03.20.13 10.33

Seq Number: 909579

Parameter	Cas Number	Result	RL	Units	Analysis Date	Flag	Dil
Hexachlorobutadiene	87-68-3	<5.00	5.00	ug/L	03.20.13 21.55		1
2-Hexanone	591-78-6	<5.00	5.00	ug/L	03.20.13 21.55		1
isopropylbenzene	98-82-8	<2.50	2.50	ug/L	03.20.13 21.55		1
Methylene Chloride	75-09-2	<3.00	3.00	ug/L	03.20.13 21.55		1
Iodomethane (Methyl Iodide)	74-88-4	<2.00	2.00	ug/L	03.20.13 21.55		1
4-Methyl-2-Pentanone	108-10-1	<5.00	5.00	ug/L	03.20.13 21.55		1
Naphthalene	91-20-3	<5.00	5.00	ug/L	03.20.13 21.55		1
n-Propylbenzene	103-65-1	<2.00	2.00	ug/L	03.20.13 21.55		1
Styrene	100-42-5	<1.00	1.00	ug/L	03.20.13 21.55		1
1,1,1,2-Tetrachloroethane	630-20-6	<0.500	0.500	ug/L	03.20.13 21.55		1
1,1,2,2-Tetrachloroethane	79-34-5	<0.500	0.500	ug/L	03.20.13 21.55		1
Tetrachloroethylene	127-18-4	<0.500	0.500	ug/L	03.20.13 21.55		1
Toluene	108-88-3	<2.00	2.00	ug/L	03.20.13 21.55		1
1,2,3-Trichlorobenzene	87-61-6	<5.00	5.00	ug/L	03.20.13 21.55		1
1,2,4-Trichlorobenzene	120-82-1	<5.00	5.00	ug/L	03.20.13 21.55		1
1,1,1-Trichloroethane	71-55-6	<0.500	0.500	ug/L	03.20.13 21.55		1
1,1,2-Trichloroethane	79-00-5	<0.500	0.500	ug/L	03.20.13 21.55		1
Trichloroethene	79-01-6	<0.500	0.500	ug/L	03.20.13 21.55		1
Trichlorofluoromethane	75-69-4	<2.00	2.00	ug/L	03.20.13 21.55		1
1,2,3-Trichloropropane	96-18-4	<1.00	1.00	ug/L	03.20.13 21.55		1
1,2,4-Trimethylbenzene	95-63-6	<2.00	2.00	ug/L	03.20.13 21.55		1
1,3,5-Trimethylbenzene	108-67-8	<1.50	1.50	ug/L	03.20.13 21.55		1
o-Xylene	95-47-6	<1.00	1.00	ug/L	03.20.13 21.55		1
m,p-Xylenes	179601-23-1	<2.00	2.00	ug/L	03.20.13 21.55		1
Vinyl Acetate	108-05-4	<5.00	5.00	ug/L	03.20.13 21.55		1
Vinyl Chloride	75-01-4	<0.500	0.500	ug/L	03.20.13 21.55		1
Total Xylenes	1330-20-7	<1.00	1.00	ug/L	03.20.13 21.55		1

Surrogate	Cas Number	% Recovery	Units	Limits	Analysis Date	Flag
Dibromofluoromethane	1868-53-7	96	%	69-133	03.20.13 21.55	
1,2-Dichloroethane-D4	17060-07-0	87	%	66-139	03.20.13 21.55	
Toluene-D8	2037-26-5	98	%	70-130	03.20.13 21.55	
4-Bromofluorobenzene	460-00-4	91	%	70-135	03.20.13 21.55	

Certificate of Analytical Results 459346

Terranext, Phoenix, AZ

WVBA

Sample Id: **AVB40-0800-18098** Matrix: Water Date Received: 03.18.13 15.55

Lab Sample Id: **459346-008** Date Collected: 03.18.13 12.14

Analytical Method: **Total Metals by EPA 6010B** Prep Method: SW3010A

Tech: MLI % Moisture:

Analyst: MKO Date Prep: 03.22.13 10.00

Seq Number: 909645 SUB: AZ0765

Parameter	Cas Number	Result	RL	Units	Analysis Date	Flag	Dil
Chromium	7440-47-3	**0.0185**	0.0100	mg/L	03.22.13 16.39		1

Analytical Method: **Metals, Dissolved, by EPA 6010B** Prep Method: SW3010A

Tech: MLI % Moisture:

Analyst: MKO Date Prep: 03.22.13 11.00

Seq Number: 909724 SUB: AZ0765

Parameter	Cas Number	Result	RL	Units	Analysis Date	Flag	Dil
Chromium	7440-47-3	<0.0100	0.0100	mg/L	03.22.13 22.58		1

Analytical Method: **1,4-Dioxane by EPA 8260B** Prep Method: SW5030B

Tech: MCH % Moisture:

Analyst: MCH Date Prep: 03.22.13 16.52

Seq Number: 909785 SUB: AZ0765

Parameter	Cas Number	Result	RL	MDL	Units	Analysis Date	Flag	Dil
1,4-Dioxane	123-91-1	<4.00	50.0	4.00	ug/L	03.22.13 18.10	E8	1

Surrogate	Cas Number	% Recovery	Units	Limits	Analysis Date	Flag
Dibromofluoromethane	1868-53-7	96	%	75-131	03.22.13 18.10	
1,2-Dichloroethane-D4	17060-07-0	96	%	63-144	03.22.13 18.10	
Toluene-D8	2037-26-5	98	%	80-117	03.22.13 18.10	
4-Bromofluorobenzene	460-00-4	102	%	74-124	03.22.13 18.10	

Certificate of Analytical Results 459346

Terranext, Phoenix, AZ

WVBA

Sample Id: **AVB40-0800-18098** Matrix: Water Date Received: 03.18.13 15.55

Lab Sample Id: **459346-008** Date Collected: 03.18.13 12.14

Analytical Method: **VOCs by SW 8260B** Prep Method: SW5030C

Tech: OEM % Moisture:

Analyst: OEM Date Prep: 03.20.13 10.33

Seq Number: 909579

Parameter	Cas Number	Result	RL	Units	Analysis Date	Flag	Dil
Acetone	67-64-1	<20.0	20.0	ug/L	03.20.13 22.20		1
Benzene	71-43-2	<0.500	0.500	ug/L	03.20.13 22.20		1
Bromobenzene	108-86-1	<1.50	1.50	ug/L	03.20.13 22.20		1
Bromochloromethane	74-97-5	<0.500	0.500	ug/L	03.20.13 22.20		1
Bromodichloromethane	75-27-4	<0.500	0.500	ug/L	03.20.13 22.20		1
Bromoform	75-25-2	<1.00	1.00	ug/L	03.20.13 22.20		1
Bromomethane	74-83-9	<5.00	5.00	ug/L	03.20.13 22.20	L1	1
2-Butanone	78-93-3	<5.00	5.00	ug/L	03.20.13 22.20		1
MTBE	1634-04-4	<2.00	2.00	ug/L	03.20.13 22.20		1
n-Butylbenzene	104-51-8	<2.50	2.50	ug/L	03.20.13 22.20		1
Sec-Butylbenzene	135-98-8	<1.50	1.50	ug/L	03.20.13 22.20		1
tert-Butylbenzene	98-06-6	<2.50	2.50	ug/L	03.20.13 22.20		1
Carbon Disulfide	75-15-0	<0.500	0.500	ug/L	03.20.13 22.20		1
Carbon Tetrachloride	56-23-5	<0.500	0.500	ug/L	03.20.13 22.20		1
Chlorobenzene	108-90-7	<0.500	0.500	ug/L	03.20.13 22.20		1
Chloroethane	75-00-3	<4.00	4.00	ug/L	03.20.13 22.20		1
Chloroform	67-66-3	<0.500	0.500	ug/L	03.20.13 22.20		1
Chloromethane	74-87-3	<5.00	5.00	ug/L	03.20.13 22.20		1
2-Chlorotoluene	95-49-8	<1.50	1.50	ug/L	03.20.13 22.20		1
4-Chlorotoluene	106-43-4	<2.00	2.00	ug/L	03.20.13 22.20		1
p-Cymene (p-Isopropyltoluene)	99-87-6	<1.50	1.50	ug/L	03.20.13 22.20		1
Dibromochloromethane	124-48-1	<0.500	0.500	ug/L	03.20.13 22.20		1
1,2-Dibromo-3-Chloropropane	96-12-8	<2.00	2.00	ug/L	03.20.13 22.20		1
1,2-Dibromoethane	106-93-4	<0.500	0.500	ug/L	03.20.13 22.20		1
Dibromomethane	74-95-3	<0.500	0.500	ug/L	03.20.13 22.20		1
1,2-Dichlorobenzene	95-50-1	<1.50	1.50	ug/L	03.20.13 22.20		1
1,3-Dichlorobenzene	541-73-1	<1.50	1.50	ug/L	03.20.13 22.20		1
1,4-Dichlorobenzene	106-46-7	<1.50	1.50	ug/L	03.20.13 22.20		1
Dichlorodifluoromethane	75-71-8	<2.00	2.00	ug/L	03.20.13 22.20		1
1,1-Dichloroethane	75-34-3	<0.500	0.500	ug/L	03.20.13 22.20		1
1,2-Dichloroethane	107-06-2	<0.500	0.500	ug/L	03.20.13 22.20		1
1,1-Dichloroethene	75-35-4	<0.500	0.500	ug/L	03.20.13 22.20		1
cis-1,2-Dichloroethene	156-59-2	<0.500	0.500	ug/L	03.20.13 22.20		1
trans-1,2-dichloroethene	156-60-5	<0.500	0.500	ug/L	03.20.13 22.20		1
1,2-Dichloropropane	78-87-5	<0.500	0.500	ug/L	03.20.13 22.20		1
1,3-Dichloropropane	142-28-9	<1.00	1.00	ug/L	03.20.13 22.20		1
2,2-Dichloropropane	594-20-7	<0.500	0.500	ug/L	03.20.13 22.20		1
1,1-Dichloropropene	563-58-6	<1.00	1.00	ug/L	03.20.13 22.20		1
cis-1,3-Dichloropropene	10061-01-5	<1.00	1.00	ug/L	03.20.13 22.20		1
trans-1,3-dichloropropene	10061-02-6	<0.500	0.500	ug/L	03.20.13 22.20		1
Ethylbenzene	100-41-4	<2.00	2.00	ug/L	03.20.13 22.20		1

Certificate of Analytical Results 459346

Terranext, Phoenix, AZ

WVBA

Sample Id: **AVB40-0800-18098** Matrix: Water Date Received: 03.18.13 15.55

Lab Sample Id: **459346-008** Date Collected: 03.18.13 12.14

Analytical Method: **VOCs by SW 8260B** Prep Method: SW5030C

Tech: OEM % Moisture:

Analyst: OEM Date Prep: 03.20.13 10.33

Seq Number: 909579

Parameter	Cas Number	Result	RL	Units	Analysis Date	Flag	Dil
Hexachlorobutadiene	87-68-3	<5.00	5.00	ug/L	03.20.13 22.20		1
2-Hexanone	591-78-6	<5.00	5.00	ug/L	03.20.13 22.20		1
isopropylbenzene	98-82-8	<2.50	2.50	ug/L	03.20.13 22.20		1
Methylene Chloride	75-09-2	<3.00	3.00	ug/L	03.20.13 22.20		1
Iodomethane (Methyl Iodide)	74-88-4	<2.00	2.00	ug/L	03.20.13 22.20		1
4-Methyl-2-Pentanone	108-10-1	<5.00	5.00	ug/L	03.20.13 22.20		1
Naphthalene	91-20-3	<5.00	5.00	ug/L	03.20.13 22.20		1
n-Propylbenzene	103-65-1	<2.00	2.00	ug/L	03.20.13 22.20		1
Styrene	100-42-5	<1.00	1.00	ug/L	03.20.13 22.20		1
1,1,1,2-Tetrachloroethane	630-20-6	<0.500	0.500	ug/L	03.20.13 22.20		1
1,1,2,2-Tetrachloroethane	79-34-5	<0.500	0.500	ug/L	03.20.13 22.20		1
Tetrachloroethylene	127-18-4	**3.69**	0.500	ug/L	03.20.13 22.20		1
Toluene	108-88-3	<2.00	2.00	ug/L	03.20.13 22.20		1
1,2,3-Trichlorobenzene	87-61-6	<5.00	5.00	ug/L	03.20.13 22.20		1
1,2,4-Trichlorobenzene	120-82-1	<5.00	5.00	ug/L	03.20.13 22.20		1
1,1,1-Trichloroethane	71-55-6	<0.500	0.500	ug/L	03.20.13 22.20		1
1,1,2-Trichloroethane	79-00-5	<0.500	0.500	ug/L	03.20.13 22.20		1
Trichloroethene	79-01-6	**9.62**	0.500	ug/L	03.20.13 22.20		1
Trichlorofluoromethane	75-69-4	<2.00	2.00	ug/L	03.20.13 22.20		1
1,2,3-Trichloropropane	96-18-4	<1.00	1.00	ug/L	03.20.13 22.20		1
1,2,4-Trimethylbenzene	95-63-6	<2.00	2.00	ug/L	03.20.13 22.20		1
1,3,5-Trimethylbenzene	108-67-8	<1.50	1.50	ug/L	03.20.13 22.20		1
o-Xylene	95-47-6	<1.00	1.00	ug/L	03.20.13 22.20		1
m,p-Xylenes	179601-23-1	<2.00	2.00	ug/L	03.20.13 22.20		1
Vinyl Acetate	108-05-4	<5.00	5.00	ug/L	03.20.13 22.20		1
Vinyl Chloride	75-01-4	<0.500	0.500	ug/L	03.20.13 22.20		1
Total Xylenes	1330-20-7	<1.00	1.00	ug/L	03.20.13 22.20		1

Surrogate	Cas Number	% Recovery	Units	Limits	Analysis Date	Flag
Dibromofluoromethane	1868-53-7	95	%	69-133	03.20.13 22.20	
1,2-Dichloroethane-D4	17060-07-0	82	%	66-139	03.20.13 22.20	
Toluene-D8	2037-26-5	97	%	70-130	03.20.13 22.20	
4-Bromofluorobenzene	460-00-4	90	%	70-135	03.20.13 22.20	

Certificate of Analytical Results 459346

Terranext, Phoenix, AZ

WVBA

Sample Id: **AVB69-02RO-01128** Matrix: Water Date Received: 03.18.13 15.55

Lab Sample Id: **459346-009** Date Collected: 03.18.13 13.42

Analytical Method: **Total Metals by EPA 6010B** Prep Method: SW3010A

Tech: MLI % Moisture:

Analyst: MKO Date Prep: 03.22.13 10.00

Seq Number: 909645 SUB: AZ0765

Parameter	Cas Number	Result	RL	Units	Analysis Date	Flag	Dil
Chromium	7440-47-3	**0.0254**	0.0100	mg/L	03.22.13 16.44		1

Analytical Method: **Metals, Dissolved, by EPA 6010B** Prep Method: SW3010A

Tech: MLI % Moisture:

Analyst: MKO Date Prep: 03.22.13 11.00

Seq Number: 909724 SUB: AZ0765

Parameter	Cas Number	Result	RL	Units	Analysis Date	Flag	Dil
Chromium	7440-47-3	<0.0100	0.0100	mg/L	03.22.13 23.04		1

Analytical Method: **1,4-Dioxane by EPA 8260B** Prep Method: SW5030B

Tech: MCH % Moisture:

Analyst: MCH Date Prep: 03.22.13 16.54

Seq Number: 909785 SUB: AZ0765

Parameter	Cas Number	Result	RL	MDL	Units	Analysis Date	Flag	Dil
1,4-Dioxane	123-91-1	<4.00	50.0	4.00	ug/L	03.22.13 18.35	E8	1

Surrogate	Cas Number	% Recovery	Units	Limits	Analysis Date	Flag
Dibromofluoromethane	1868-53-7	96	%	75-131	03.22.13 18.35	
1,2-Dichloroethane-D4	17060-07-0	99	%	63-144	03.22.13 18.35	
Toluene-D8	2037-26-5	99	%	80-117	03.22.13 18.35	
4-Bromofluorobenzene	460-00-4	103	%	74-124	03.22.13 18.35	

Certificate of Analytical Results 459346

Terranext, Phoenix, AZ

WVBA

Sample Id: **AVB69-02RO-01128** Matrix: Water Date Received: 03.18.13 15.55

Lab Sample Id: **459346-009** Date Collected: 03.18.13 13.42

Analytical Method: **VOCs by EPA 8260B** Prep Method: SW5030C

Tech: OEM % Moisture:

Analyst: OEM Date Prep: 03.21.13 11.58

Seq Number: 909653

Parameter	Cas Number	Result	RL	Units	Analysis Date	Flag	Dil
Acetone	67-64-1	<20.0	20.0	ug/L	03.21.13 14.20		1
Benzene	71-43-2	<0.500	0.500	ug/L	03.21.13 14.20		1
Bromobenzene	108-86-1	<1.50	1.50	ug/L	03.21.13 14.20		1
Bromochloromethane	74-97-5	<0.500	0.500	ug/L	03.21.13 14.20		1
Bromodichloromethane	75-27-4	<0.500	0.500	ug/L	03.21.13 14.20		1
Bromoform	75-25-2	<1.00	1.00	ug/L	03.21.13 14.20		1
Bromomethane	74-83-9	<5.00	5.00	ug/L	03.21.13 14.20	N1	1
2-Butanone	78-93-3	<5.00	5.00	ug/L	03.21.13 14.20		1
MTBE	1634-04-4	<2.00	2.00	ug/L	03.21.13 14.20		1
n-Butylbenzene	104-51-8	<2.50	2.50	ug/L	03.21.13 14.20		1
Sec-Butylbenzene	135-98-8	<1.50	1.50	ug/L	03.21.13 14.20		1
tert-Butylbenzene	98-06-6	<2.50	2.50	ug/L	03.21.13 14.20		1
Carbon Disulfide	75-15-0	<0.500	0.500	ug/L	03.21.13 14.20		1
Carbon Tetrachloride	56-23-5	<0.500	0.500	ug/L	03.21.13 14.20		1
Chlorobenzene	108-90-7	<0.500	0.500	ug/L	03.21.13 14.20		1
Chloroethane	75-00-3	<4.00	4.00	ug/L	03.21.13 14.20		1
Chloroform	67-66-3	<0.500	0.500	ug/L	03.21.13 14.20		1
Chloromethane	74-87-3	<5.00	5.00	ug/L	03.21.13 14.20		1
2-Chlorotoluene	95-49-8	<1.50	1.50	ug/L	03.21.13 14.20		1
4-Chlorotoluene	106-43-4	<2.00	2.00	ug/L	03.21.13 14.20		1
p-Cymene (p-Isopropyltoluene)	99-87-6	<1.50	1.50	ug/L	03.21.13 14.20		1
Dibromochloromethane	124-48-1	<0.500	0.500	ug/L	03.21.13 14.20		1
1,2-Dibromo-3-Chloropropane	96-12-8	<2.00	2.00	ug/L	03.21.13 14.20		1
1,2-Dibromoethane	106-93-4	<0.500	0.500	ug/L	03.21.13 14.20		1
Dibromomethane	74-95-3	<0.500	0.500	ug/L	03.21.13 14.20		1
1,2-Dichlorobenzene	95-50-1	<1.50	1.50	ug/L	03.21.13 14.20		1
1,3-Dichlorobenzene	541-73-1	<1.50	1.50	ug/L	03.21.13 14.20		1
1,4-Dichlorobenzene	106-46-7	<1.50	1.50	ug/L	03.21.13 14.20		1
Dichlorodifluoromethane	75-71-8	<2.00	2.00	ug/L	03.21.13 14.20		1
1,1-Dichloroethane	75-34-3	<0.500	0.500	ug/L	03.21.13 14.20		1
1,2-Dichloroethane	107-06-2	<0.500	0.500	ug/L	03.21.13 14.20		1
1,1-Dichloroethene	75-35-4	<0.500	0.500	ug/L	03.21.13 14.20		1
cis-1,2-Dichloroethene	156-59-2	<0.500	0.500	ug/L	03.21.13 14.20		1
trans-1,2-dichloroethene	156-60-5	<0.500	0.500	ug/L	03.21.13 14.20		1
1,2-Dichloropropane	78-87-5	<0.500	0.500	ug/L	03.21.13 14.20		1
1,3-Dichloropropane	142-28-9	<1.00	1.00	ug/L	03.21.13 14.20		1
2,2-Dichloropropane	594-20-7	<0.500	0.500	ug/L	03.21.13 14.20		1
1,1-Dichloropropene	563-58-6	<1.00	1.00	ug/L	03.21.13 14.20		1
cis-1,3-Dichloropropene	10061-01-5	<1.00	1.00	ug/L	03.21.13 14.20		1
trans-1,3-dichloropropene	10061-02-6	<0.500	0.500	ug/L	03.21.13 14.20		1
Ethylbenzene	100-41-4	<2.00	2.00	ug/L	03.21.13 14.20		1

Certificate of Analytical Results 459346

Terranext, Phoenix, AZ

WVBA

Sample Id: **AVB69-02RO-01128** Matrix: Water Date Received: 03.18.13 15.55

Lab Sample Id: **459346-009** Date Collected: 03.18.13 13.42

Analytical Method: **VOCs by EPA 8260B** Prep Method: SW5030C

Tech: OEM % Moisture:

Analyst: OEM Date Prep: 03.21.13 11.58

Seq Number: 909653

Parameter	Cas Number	Result	RL	Units	Analysis Date	Flag	Dil
Hexachlorobutadiene	87-68-3	<5.00	5.00	ug/L	03.21.13 14.20		1
2-Hexanone	591-78-6	<5.00	5.00	ug/L	03.21.13 14.20		1
isopropylbenzene	98-82-8	<2.50	2.50	ug/L	03.21.13 14.20		1
Methylene Chloride	75-09-2	<3.00	3.00	ug/L	03.21.13 14.20		1
Iodomethane (Methyl Iodide)	74-88-4	<2.00	2.00	ug/L	03.21.13 14.20		1
4-Methyl-2-Pentanone	108-10-1	<5.00	5.00	ug/L	03.21.13 14.20		1
Naphthalene	91-20-3	<5.00	5.00	ug/L	03.21.13 14.20		1
n-Propylbenzene	103-65-1	<2.00	2.00	ug/L	03.21.13 14.20		1
Styrene	100-42-5	<1.00	1.00	ug/L	03.21.13 14.20		1
1,1,1,2-Tetrachloroethane	630-20-6	<0.500	0.500	ug/L	03.21.13 14.20		1
1,1,2,2-Tetrachloroethane	79-34-5	<0.500	0.500	ug/L	03.21.13 14.20		1
Tetrachloroethylene	127-18-4	**7.24**	0.500	ug/L	03.21.13 14.20		1
Toluene	108-88-3	<2.00	2.00	ug/L	03.21.13 14.20		1
1,2,3-Trichlorobenzene	87-61-6	<5.00	5.00	ug/L	03.21.13 14.20		1
1,2,4-Trichlorobenzene	120-82-1	<5.00	5.00	ug/L	03.21.13 14.20		1
1,1,1-Trichloroethane	71-55-6	<0.500	0.500	ug/L	03.21.13 14.20		1
1,1,2-Trichloroethane	79-00-5	<0.500	0.500	ug/L	03.21.13 14.20		1
Trichloroethene	79-01-6	<0.500	0.500	ug/L	03.21.13 14.20		1
Trichlorofluoromethane	75-69-4	<2.00	2.00	ug/L	03.21.13 14.20		1
1,2,3-Trichloropropane	96-18-4	<1.00	1.00	ug/L	03.21.13 14.20		1
1,2,4-Trimethylbenzene	95-63-6	<2.00	2.00	ug/L	03.21.13 14.20		1
1,3,5-Trimethylbenzene	108-67-8	<1.50	1.50	ug/L	03.21.13 14.20		1
o-Xylene	95-47-6	<1.00	1.00	ug/L	03.21.13 14.20		1
m,p-Xylenes	179601-23-1	<2.00	2.00	ug/L	03.21.13 14.20		1
Vinyl Acetate	108-05-4	<5.00	5.00	ug/L	03.21.13 14.20		1
Vinyl Chloride	75-01-4	<0.500	0.500	ug/L	03.21.13 14.20		1
Total Xylenes	1330-20-7	<1.00	1.00	ug/L	03.21.13 14.20		1

Surrogate	Cas Number	% Recovery	Units	Limits	Analysis Date	Flag
Dibromofluoromethane	1868-53-7	94	%	69-133	03.21.13 14.20	
1,2-Dichloroethane-D4	17060-07-0	82	%	66-139	03.21.13 14.20	
Toluene-D8	2037-26-5	95	%	70-130	03.21.13 14.20	
4-Bromofluorobenzene	460-00-4	93	%	70-135	03.21.13 14.20	

Certificate of Analytical Results 459346

Terranext, Phoenix, AZ

WVBA

Sample Id: **AVB125-0101-17148** Matrix: Water Date Received: 03.18.13 15.55

Lab Sample Id: **459346-010** Date Collected: 03.18.13 14.05

Analytical Method: **1,4-Dioxane by EPA 8260B** Prep Method: SW5030B

Tech: MCH % Moisture:

Analyst: MCH Date Prep: 03.22.13 16.56

Seq Number: 909785 SUB: AZ0765

Parameter	Cas Number	Result	RL	MDL	Units	Analysis Date	Flag	Dil
1,4-Dioxane	123-91-1	<4.00	50.0	4.00	ug/L	03.22.13 19.00	E8	1

Surrogate	Cas Number	% Recovery	Units	Limits	Analysis Date	Flag
Dibromofluoromethane	1868-53-7	98	%	75-131	03.22.13 19.00	
1,2-Dichloroethane-D4	17060-07-0	98	%	63-144	03.22.13 19.00	
Toluene-D8	2037-26-5	97	%	80-117	03.22.13 19.00	
4-Bromofluorobenzene	460-00-4	100	%	74-124	03.22.13 19.00	

Certificate of Analytical Results 459346

Terranext, Phoenix, AZ

WVBA

Sample Id: **AVB125-0101-17148** Matrix: Water Date Received: 03.18.13 15.55

Lab Sample Id: **459346-010** Date Collected: 03.18.13 14.05

Analytical Method: **VOCs by EPA 8260B** Prep Method: SW5030C

Tech: OEM % Moisture:

Analyst: OEM Date Prep: 03.21.13 11.58

Seq Number: 909653

Parameter	Cas Number	Result	RL	Units	Analysis Date	Flag	Dil
Acetone	67-64-1	<20.0	20.0	ug/L	03.21.13 14.46		1
Benzene	71-43-2	<0.500	0.500	ug/L	03.21.13 14.46		1
Bromobenzene	108-86-1	<1.50	1.50	ug/L	03.21.13 14.46		1
Bromochloromethane	74-97-5	<0.500	0.500	ug/L	03.21.13 14.46		1
Bromodichloromethane	75-27-4	<0.500	0.500	ug/L	03.21.13 14.46		1
Bromoform	75-25-2	<1.00	1.00	ug/L	03.21.13 14.46		1
Bromomethane	74-83-9	<5.00	5.00	ug/L	03.21.13 14.46	N1	1
2-Butanone	78-93-3	<5.00	5.00	ug/L	03.21.13 14.46		1
MTBE	1634-04-4	<2.00	2.00	ug/L	03.21.13 14.46		1
n-Butylbenzene	104-51-8	<2.50	2.50	ug/L	03.21.13 14.46		1
Sec-Butylbenzene	135-98-8	<1.50	1.50	ug/L	03.21.13 14.46		1
tert-Butylbenzene	98-06-6	<2.50	2.50	ug/L	03.21.13 14.46		1
Carbon Disulfide	75-15-0	<0.500	0.500	ug/L	03.21.13 14.46		1
Carbon Tetrachloride	56-23-5	<0.500	0.500	ug/L	03.21.13 14.46		1
Chlorobenzene	108-90-7	<0.500	0.500	ug/L	03.21.13 14.46		1
Chloroethane	75-00-3	<4.00	4.00	ug/L	03.21.13 14.46		1
Chloroform	67-66-3	<0.500	0.500	ug/L	03.21.13 14.46		1
Chloromethane	74-87-3	<5.00	5.00	ug/L	03.21.13 14.46		1
2-Chlorotoluene	95-49-8	<1.50	1.50	ug/L	03.21.13 14.46		1
4-Chlorotoluene	106-43-4	<2.00	2.00	ug/L	03.21.13 14.46		1
p-Cymene (p-Isopropyltoluene)	99-87-6	<1.50	1.50	ug/L	03.21.13 14.46		1
Dibromochloromethane	124-48-1	<0.500	0.500	ug/L	03.21.13 14.46		1
1,2-Dibromo-3-Chloropropane	96-12-8	<2.00	2.00	ug/L	03.21.13 14.46		1
1,2-Dibromoethane	106-93-4	<0.500	0.500	ug/L	03.21.13 14.46		1
Dibromomethane	74-95-3	<0.500	0.500	ug/L	03.21.13 14.46		1
1,2-Dichlorobenzene	95-50-1	<1.50	1.50	ug/L	03.21.13 14.46		1
1,3-Dichlorobenzene	541-73-1	<1.50	1.50	ug/L	03.21.13 14.46		1
1,4-Dichlorobenzene	106-46-7	<1.50	1.50	ug/L	03.21.13 14.46		1
Dichlorodifluoromethane	75-71-8	<2.00	2.00	ug/L	03.21.13 14.46		1
1,1-Dichloroethane	75-34-3	<0.500	0.500	ug/L	03.21.13 14.46		1
1,2-Dichloroethane	107-06-2	<0.500	0.500	ug/L	03.21.13 14.46		1
1,1-Dichloroethene	75-35-4	<0.500	0.500	ug/L	03.21.13 14.46		1
cis-1,2-Dichloroethene	156-59-2	<0.500	0.500	ug/L	03.21.13 14.46		1
trans-1,2-dichloroethene	156-60-5	<0.500	0.500	ug/L	03.21.13 14.46		1
1,2-Dichloropropane	78-87-5	<0.500	0.500	ug/L	03.21.13 14.46		1
1,3-Dichloropropane	142-28-9	<1.00	1.00	ug/L	03.21.13 14.46		1
2,2-Dichloropropane	594-20-7	<0.500	0.500	ug/L	03.21.13 14.46		1
1,1-Dichloropropene	563-58-6	<1.00	1.00	ug/L	03.21.13 14.46		1
cis-1,3-Dichloropropene	10061-01-5	<1.00	1.00	ug/L	03.21.13 14.46		1
trans-1,3-dichloropropene	10061-02-6	<0.500	0.500	ug/L	03.21.13 14.46		1
Ethylbenzene	100-41-4	<2.00	2.00	ug/L	03.21.13 14.46		1

Certificate of Analytical Results 459346

Terranext, Phoenix, AZ

WVBA

Sample Id: **AVB125-0101-17148** Matrix: Water Date Received: 03.18.13 15.55

Lab Sample Id: **459346-010** Date Collected: 03.18.13 14.05

Analytical Method: **VOCs by EPA 8260B** Prep Method: SW5030C

Tech: OEM % Moisture:

Analyst: OEM Date Prep: 03.21.13 11.58

Seq Number: 909653

Parameter	Cas Number	Result	RL	Units	Analysis Date	Flag	Dil
Hexachlorobutadiene	87-68-3	<5.00	5.00	ug/L	03.21.13 14.46		1
2-Hexanone	591-78-6	<5.00	5.00	ug/L	03.21.13 14.46		1
isopropylbenzene	98-82-8	<2.50	2.50	ug/L	03.21.13 14.46		1
Methylene Chloride	75-09-2	<3.00	3.00	ug/L	03.21.13 14.46		1
Iodomethane (Methyl Iodide)	74-88-4	<2.00	2.00	ug/L	03.21.13 14.46		1
4-Methyl-2-Pentanone	108-10-1	<5.00	5.00	ug/L	03.21.13 14.46		1
Naphthalene	91-20-3	<5.00	5.00	ug/L	03.21.13 14.46		1
n-Propylbenzene	103-65-1	<2.00	2.00	ug/L	03.21.13 14.46		1
Styrene	100-42-5	<1.00	1.00	ug/L	03.21.13 14.46		1
1,1,1,2-Tetrachloroethane	630-20-6	<0.500	0.500	ug/L	03.21.13 14.46		1
1,1,2,2-Tetrachloroethane	79-34-5	<0.500	0.500	ug/L	03.21.13 14.46		1
Tetrachloroethylene	127-18-4	**24.0**	0.500	ug/L	03.21.13 14.46		1
Toluene	108-88-3	<2.00	2.00	ug/L	03.21.13 14.46		1
1,2,3-Trichlorobenzene	87-61-6	<5.00	5.00	ug/L	03.21.13 14.46		1
1,2,4-Trichlorobenzene	120-82-1	<5.00	5.00	ug/L	03.21.13 14.46		1
1,1,1-Trichloroethane	71-55-6	<0.500	0.500	ug/L	03.21.13 14.46		1
1,1,2-Trichloroethane	79-00-5	<0.500	0.500	ug/L	03.21.13 14.46		1
Trichloroethene	79-01-6	<0.500	0.500	ug/L	03.21.13 14.46		1
Trichlorofluoromethane	75-69-4	<2.00	2.00	ug/L	03.21.13 14.46		1
1,2,3-Trichloropropane	96-18-4	<1.00	1.00	ug/L	03.21.13 14.46		1
1,2,4-Trimethylbenzene	95-63-6	<2.00	2.00	ug/L	03.21.13 14.46		1
1,3,5-Trimethylbenzene	108-67-8	<1.50	1.50	ug/L	03.21.13 14.46		1
o-Xylene	95-47-6	<1.00	1.00	ug/L	03.21.13 14.46		1
m,p-Xylenes	179601-23-1	<2.00	2.00	ug/L	03.21.13 14.46		1
Vinyl Acetate	108-05-4	<5.00	5.00	ug/L	03.21.13 14.46		1
Vinyl Chloride	75-01-4	<0.500	0.500	ug/L	03.21.13 14.46		1
Total Xylenes	1330-20-7	<1.00	1.00	ug/L	03.21.13 14.46		1

Surrogate	Cas Number	% Recovery	Units	Limits	Analysis Date	Flag
Dibromofluoromethane	1868-53-7	93	%	69-133	03.21.13 14.46	
1,2-Dichloroethane-D4	17060-07-0	82	%	66-139	03.21.13 14.46	
Toluene-D8	2037-26-5	95	%	70-130	03.21.13 14.46	
4-Bromofluorobenzene	460-00-4	91	%	70-135	03.21.13 14.46	

Certificate of Analytical Results 459346

Terranext, Phoenix, AZ

WVBA

Sample Id: **AVB125-0100-17148** Matrix: Water Date Received: 03.18.13 15.55

Lab Sample Id: **459346-011** Date Collected: 03.18.13 14.40

Analytical Method: **Total Metals by EPA 6010B** Prep Method: SW3010A

Tech: MLI % Moisture:

Analyst: MKO Date Prep: 03.22.13 10.00

Seq Number: 909645 SUB: AZ0765

Parameter	Cas Number	Result	RL	Units	Analysis Date	Flag	Dil
Chromium	7440-47-3	**0.155**	0.0100	mg/L	03.22.13 17.01		1

Analytical Method: **Metals, Dissolved, by EPA 6010B** Prep Method: SW3010A

Tech: MLI % Moisture:

Analyst: MKO Date Prep: 03.22.13 11.00

Seq Number: 909724 SUB: AZ0765

Parameter	Cas Number	Result	RL	Units	Analysis Date	Flag	Dil
Chromium	7440-47-3	**0.135**	0.0100	mg/L	03.22.13 23.10		1

Analytical Method: **1,4-Dioxane by EPA 8260B** Prep Method: SW5030B

Tech: MCH % Moisture:

Analyst: MCH Date Prep: 03.22.13 16.58

Seq Number: 909785 SUB: AZ0765

Parameter	Cas Number	Result	RL	MDL	Units	Analysis Date	Flag	Dil
1,4-Dioxane	123-91-1	<4.00	50.0	4.00	ug/L	03.22.13 19.25	E8	1

Surrogate	Cas Number	% Recovery	Units	Limits	Analysis Date	Flag
Dibromofluoromethane	1868-53-7	97	%	75-131	03.22.13 19.25	
1,2-Dichloroethane-D4	17060-07-0	99	%	63-144	03.22.13 19.25	
Toluene-D8	2037-26-5	99	%	80-117	03.22.13 19.25	
4-Bromofluorobenzene	460-00-4	101	%	74-124	03.22.13 19.25	

Certificate of Analytical Results 459346

Terranext, Phoenix, AZ

WVBA

Sample Id: **AVB125-0100-17148** Matrix: Water Date Received: 03.18.13 15.55

Lab Sample Id: **459346-011** Date Collected: 03.18.13 14.40

Analytical Method: **VOCs by EPA 8260B** Prep Method: SW5030C

Tech: OEM % Moisture:

Analyst: OEM Date Prep: 03.26.13 11.52

Seq Number: 909964

Parameter	Cas Number	Result	RL	Units	Analysis Date	Flag	Dil
Acetone	67-64-1	<20.0	20.0	ug/L	03.26.13 16.03		1
Benzene	71-43-2	<0.500	0.500	ug/L	03.26.13 16.03		1
Bromobenzene	108-86-1	<1.50	1.50	ug/L	03.26.13 16.03		1
Bromochloromethane	74-97-5	<0.500	0.500	ug/L	03.26.13 16.03		1
Bromodichloromethane	75-27-4	<0.500	0.500	ug/L	03.26.13 16.03		1
Bromoform	75-25-2	<1.00	1.00	ug/L	03.26.13 16.03		1
Bromomethane	74-83-9	<5.00	5.00	ug/L	03.26.13 16.03	N1	1
2-Butanone	78-93-3	<5.00	5.00	ug/L	03.26.13 16.03		1
MTBE	1634-04-4	<2.00	2.00	ug/L	03.26.13 16.03		1
n-Butylbenzene	104-51-8	<2.50	2.50	ug/L	03.26.13 16.03		1
Sec-Butylbenzene	135-98-8	<1.50	1.50	ug/L	03.26.13 16.03		1
tert-Butylbenzene	98-06-6	<2.50	2.50	ug/L	03.26.13 16.03		1
Carbon Disulfide	75-15-0	<0.500	0.500	ug/L	03.26.13 16.03		1
Carbon Tetrachloride	56-23-5	<0.500	0.500	ug/L	03.26.13 16.03		1
Chlorobenzene	108-90-7	<0.500	0.500	ug/L	03.26.13 16.03		1
Chloroethane	75-00-3	<4.00	4.00	ug/L	03.26.13 16.03		1
Chloroform	67-66-3	<0.500	0.500	ug/L	03.26.13 16.03		1
Chloromethane	74-87-3	<5.00	5.00	ug/L	03.26.13 16.03		1
2-Chlorotoluene	95-49-8	<1.50	1.50	ug/L	03.26.13 16.03		1
4-Chlorotoluene	106-43-4	<2.00	2.00	ug/L	03.26.13 16.03		1
p-Cymene (p-Isopropyltoluene)	99-87-6	<1.50	1.50	ug/L	03.26.13 16.03		1
Dibromochloromethane	124-48-1	<0.500	0.500	ug/L	03.26.13 16.03		1
1,2-Dibromo-3-Chloropropane	96-12-8	<2.00	2.00	ug/L	03.26.13 16.03		1
1,2-Dibromoethane	106-93-4	<0.500	0.500	ug/L	03.26.13 16.03		1
Dibromomethane	74-95-3	<0.500	0.500	ug/L	03.26.13 16.03		1
1,2-Dichlorobenzene	95-50-1	<1.50	1.50	ug/L	03.26.13 16.03		1
1,3-Dichlorobenzene	541-73-1	<1.50	1.50	ug/L	03.26.13 16.03		1
1,4-Dichlorobenzene	106-46-7	<1.50	1.50	ug/L	03.26.13 16.03		1
Dichlorodifluoromethane	75-71-8	<2.00	2.00	ug/L	03.26.13 16.03		1
1,1-Dichloroethane	75-34-3	<0.500	0.500	ug/L	03.26.13 16.03		1
1,2-Dichloroethane	107-06-2	<0.500	0.500	ug/L	03.26.13 16.03		1
1,1-Dichloroethene	75-35-4	<0.500	0.500	ug/L	03.26.13 16.03		1
cis-1,2-Dichloroethene	156-59-2	<0.500	0.500	ug/L	03.26.13 16.03		1
trans-1,2-dichloroethene	156-60-5	<0.500	0.500	ug/L	03.26.13 16.03		1
1,2-Dichloropropane	78-87-5	<0.500	0.500	ug/L	03.26.13 16.03		1
1,3-Dichloropropane	142-28-9	<1.00	1.00	ug/L	03.26.13 16.03		1
2,2-Dichloropropane	594-20-7	<0.500	0.500	ug/L	03.26.13 16.03		1
1,1-Dichloropropene	563-58-6	<1.00	1.00	ug/L	03.26.13 16.03		1
cis-1,3-Dichloropropene	10061-01-5	<1.00	1.00	ug/L	03.26.13 16.03		1
trans-1,3-dichloropropene	10061-02-6	<0.500	0.500	ug/L	03.26.13 16.03		1
Ethylbenzene	100-41-4	<2.00	2.00	ug/L	03.26.13 16.03		1

Certificate of Analytical Results 459346

Terranext, Phoenix, AZ

WVBA

Sample Id: **AVB125-0100-17148** Matrix: Water Date Received: 03.18.13 15.55

Lab Sample Id: **459346-011** Date Collected: 03.18.13 14.40

Analytical Method: **VOCs by EPA 8260B** Prep Method: SW5030C

Tech: OEM % Moisture:

Analyst: OEM Date Prep: 03.26.13 11.52

Seq Number: 909964

Parameter	Cas Number	Result	RL	Units	Analysis Date	Flag	Dil
Hexachlorobutadiene	87-68-3	<5.00	5.00	ug/L	03.26.13 16.03		1
2-Hexanone	591-78-6	<5.00	5.00	ug/L	03.26.13 16.03		1
isopropylbenzene	98-82-8	<2.50	2.50	ug/L	03.26.13 16.03		1
Methylene Chloride	75-09-2	<3.00	3.00	ug/L	03.26.13 16.03		1
Iodomethane (Methyl Iodide)	74-88-4	<2.00	2.00	ug/L	03.26.13 16.03		1
4-Methyl-2-Pentanone	108-10-1	<5.00	5.00	ug/L	03.26.13 16.03		1
Naphthalene	91-20-3	<5.00	5.00	ug/L	03.26.13 16.03		1
n-Propylbenzene	103-65-1	<2.00	2.00	ug/L	03.26.13 16.03		1
Styrene	100-42-5	<1.00	1.00	ug/L	03.26.13 16.03		1
1,1,1,2-Tetrachloroethane	630-20-6	<0.500	0.500	ug/L	03.26.13 16.03		1
1,1,2,2-Tetrachloroethane	79-34-5	<0.500	0.500	ug/L	03.26.13 16.03		1
Tetrachloroethylene	127-18-4	**18.1**	0.500	ug/L	03.26.13 16.03		1
Toluene	108-88-3	<2.00	2.00	ug/L	03.26.13 16.03		1
1,2,3-Trichlorobenzene	87-61-6	<5.00	5.00	ug/L	03.26.13 16.03		1
1,2,4-Trichlorobenzene	120-82-1	<5.00	5.00	ug/L	03.26.13 16.03		1
1,1,1-Trichloroethane	71-55-6	<0.500	0.500	ug/L	03.26.13 16.03		1
1,1,2-Trichloroethane	79-00-5	<0.500	0.500	ug/L	03.26.13 16.03		1
Trichloroethene	79-01-6	<0.500	0.500	ug/L	03.26.13 16.03		1
Trichlorofluoromethane	75-69-4	<2.00	2.00	ug/L	03.26.13 16.03		1
1,2,3-Trichloropropane	96-18-4	<1.00	1.00	ug/L	03.26.13 16.03		1
1,2,4-Trimethylbenzene	95-63-6	<2.00	2.00	ug/L	03.26.13 16.03		1
1,3,5-Trimethylbenzene	108-67-8	<1.50	1.50	ug/L	03.26.13 16.03		1
o-Xylene	95-47-6	<1.00	1.00	ug/L	03.26.13 16.03		1
m,p-Xylenes	179601-23-1	<2.00	2.00	ug/L	03.26.13 16.03		1
Vinyl Acetate	108-05-4	<5.00	5.00	ug/L	03.26.13 16.03		1
Vinyl Chloride	75-01-4	<0.500	0.500	ug/L	03.26.13 16.03		1
Total Xylenes	1330-20-7	<1.00	1.00	ug/L	03.26.13 16.03		1

Surrogate	Cas Number	% Recovery	Units	Limits	Analysis Date	Flag
Dibromofluoromethane	1868-53-7	95	%	69-133	03.26.13 16.03	
1,2-Dichloroethane-D4	17060-07-0	108	%	66-139	03.26.13 16.03	
Toluene-D8	2037-26-5	91	%	70-130	03.26.13 16.03	
4-Bromofluorobenzene	460-00-4	93	%	70-135	03.26.13 16.03	

Certificate of Analytical Results 459346

Terranext, Phoenix, AZ

WVBA

Sample Id: **AVB125-0104-1000** Matrix: Water Date Received: 03.18.13 15.55
Lab Sample Id: **459346-012** Date Collected: 03.18.13 15.10

Analytical Method: **Total Metals by EPA 6010B** Prep Method: SW3010A
Tech: MLI % Moisture:
Analyst: MKO Date Prep: 03.22.13 10.00
Seq Number: 909645 SUB: AZ0765

Parameter	Cas Number	Result	RL	Units	Analysis Date	Flag	Dil
Chromium	7440-47-3	<0.0100	0.0100	mg/L	03.22.13 17.07		1

Analytical Method: **Metals, Dissolved, by EPA 6010B** Prep Method: SW3010A
Tech: MLI % Moisture:
Analyst: MKO Date Prep: 03.22.13 11.00
Seq Number: 909724 SUB: AZ0765

Parameter	Cas Number	Result	RL	Units	Analysis Date	Flag	Dil
Chromium	7440-47-3	<0.0100	0.0100	mg/L	03.22.13 23.15		1

Analytical Method: **1,4-Dioxane by EPA 8260B** Prep Method: SW5030B
Tech: MCH % Moisture:
Analyst: MCH Date Prep: 03.22.13 17.00
Seq Number: 909785 SUB: AZ0765

Parameter	Cas Number	Result	RL	MDL	Units	Analysis Date	Flag	Dil
1,4-Dioxane	123-91-1	<4.00	50.0	4.00	ug/L	03.22.13 19.49	E8	1

Surrogate	Cas Number	% Recovery	Units	Limits	Analysis Date	Flag
Dibromofluoromethane	1868-53-7	103	%	75-131	03.22.13 19.49	
1,2-Dichloroethane-D4	17060-07-0	101	%	63-144	03.22.13 19.49	
Toluene-D8	2037-26-5	98	%	80-117	03.22.13 19.49	
4-Bromofluorobenzene	460-00-4	101	%	74-124	03.22.13 19.49	

Certificate of Analytical Results 459346

Terranext, Phoenix, AZ

WVBA

Sample Id: **AVB125-0104-1000** Matrix: Water Date Received: 03.18.13 15.55

Lab Sample Id: **459346-012** Date Collected: 03.18.13 15.10

Analytical Method: **VOCs by EPA 8260B** Prep Method: SW5030C

Tech: OEM % Moisture:

Analyst: OEM Date Prep: 03.21.13 11.58

Seq Number: 909653

Parameter	Cas Number	Result	RL	Units	Analysis Date	Flag	Dil
Acetone	67-64-1	<20.0	20.0	ug/L	03.21.13 15.39		1
Benzene	71-43-2	<0.500	0.500	ug/L	03.21.13 15.39		1
Bromobenzene	108-86-1	<1.50	1.50	ug/L	03.21.13 15.39		1
Bromochloromethane	74-97-5	<0.500	0.500	ug/L	03.21.13 15.39		1
Bromodichloromethane	75-27-4	<0.500	0.500	ug/L	03.21.13 15.39		1
Bromoform	75-25-2	<1.00	1.00	ug/L	03.21.13 15.39		1
Bromomethane	74-83-9	<5.00	5.00	ug/L	03.21.13 15.39	N1	1
2-Butanone	78-93-3	<5.00	5.00	ug/L	03.21.13 15.39		1
MTBE	1634-04-4	<2.00	2.00	ug/L	03.21.13 15.39		1
n-Butylbenzene	104-51-8	<2.50	2.50	ug/L	03.21.13 15.39		1
Sec-Butylbenzene	135-98-8	<1.50	1.50	ug/L	03.21.13 15.39		1
tert-Butylbenzene	98-06-6	<2.50	2.50	ug/L	03.21.13 15.39		1
Carbon Disulfide	75-15-0	**1.56**	0.500	ug/L	03.21.13 15.39		1
Carbon Tetrachloride	56-23-5	<0.500	0.500	ug/L	03.21.13 15.39		1
Chlorobenzene	108-90-7	<0.500	0.500	ug/L	03.21.13 15.39		1
Chloroethane	75-00-3	<4.00	4.00	ug/L	03.21.13 15.39		1
Chloroform	67-66-3	<0.500	0.500	ug/L	03.21.13 15.39		1
Chloromethane	74-87-3	<5.00	5.00	ug/L	03.21.13 15.39		1
2-Chlorotoluene	95-49-8	<1.50	1.50	ug/L	03.21.13 15.39		1
4-Chlorotoluene	106-43-4	<2.00	2.00	ug/L	03.21.13 15.39		1
p-Cymene (p-Isopropyltoluene)	99-87-6	<1.50	1.50	ug/L	03.21.13 15.39		1
Dibromochloromethane	124-48-1	<0.500	0.500	ug/L	03.21.13 15.39		1
1,2-Dibromo-3-Chloropropane	96-12-8	<2.00	2.00	ug/L	03.21.13 15.39		1
1,2-Dibromoethane	106-93-4	<0.500	0.500	ug/L	03.21.13 15.39		1
Dibromomethane	74-95-3	<0.500	0.500	ug/L	03.21.13 15.39		1
1,2-Dichlorobenzene	95-50-1	<1.50	1.50	ug/L	03.21.13 15.39		1
1,3-Dichlorobenzene	541-73-1	<1.50	1.50	ug/L	03.21.13 15.39		1
1,4-Dichlorobenzene	106-46-7	<1.50	1.50	ug/L	03.21.13 15.39		1
Dichlorodifluoromethane	75-71-8	<2.00	2.00	ug/L	03.21.13 15.39		1
1,1-Dichloroethane	75-34-3	<0.500	0.500	ug/L	03.21.13 15.39		1
1,2-Dichloroethane	107-06-2	<0.500	0.500	ug/L	03.21.13 15.39		1
1,1-Dichloroethene	75-35-4	<0.500	0.500	ug/L	03.21.13 15.39		1
cis-1,2-Dichloroethene	156-59-2	<0.500	0.500	ug/L	03.21.13 15.39		1
trans-1,2-dichloroethene	156-60-5	<0.500	0.500	ug/L	03.21.13 15.39		1
1,2-Dichloropropane	78-87-5	<0.500	0.500	ug/L	03.21.13 15.39		1
1,3-Dichloropropane	142-28-9	<1.00	1.00	ug/L	03.21.13 15.39		1
2,2-Dichloropropane	594-20-7	<0.500	0.500	ug/L	03.21.13 15.39		1
1,1-Dichloropropene	563-58-6	<1.00	1.00	ug/L	03.21.13 15.39		1
cis-1,3-Dichloropropene	10061-01-5	<1.00	1.00	ug/L	03.21.13 15.39		1
trans-1,3-dichloropropene	10061-02-6	<0.500	0.500	ug/L	03.21.13 15.39		1
Ethylbenzene	100-41-4	<2.00	2.00	ug/L	03.21.13 15.39		1

Certificate of Analytical Results 459346

Terranext, Phoenix, AZ

WVBA

Sample Id: **AVB125-0104-1000** Matrix: Water Date Received: 03.18.13 15.55

Lab Sample Id: **459346-012** Date Collected: 03.18.13 15.10

Analytical Method: **VOCs by EPA 8260B** Prep Method: SW5030C

Tech: OEM % Moisture:

Analyst: OEM Date Prep: 03.21.13 11.58

Seq Number: 909653

Parameter	Cas Number	Result	RL	Units	Analysis Date	Flag	Dil
Hexachlorobutadiene	87-68-3	<5.00	5.00	ug/L	03.21.13 15.39		1
2-Hexanone	591-78-6	<5.00	5.00	ug/L	03.21.13 15.39		1
isopropylbenzene	98-82-8	<2.50	2.50	ug/L	03.21.13 15.39		1
Methylene Chloride	75-09-2	<3.00	3.00	ug/L	03.21.13 15.39		1
Iodomethane (Methyl Iodide)	74-88-4	<2.00	2.00	ug/L	03.21.13 15.39		1
4-Methyl-2-Pentanone	108-10-1	<5.00	5.00	ug/L	03.21.13 15.39		1
Naphthalene	91-20-3	<5.00	5.00	ug/L	03.21.13 15.39		1
n-Propylbenzene	103-65-1	<2.00	2.00	ug/L	03.21.13 15.39		1
Styrene	100-42-5	<1.00	1.00	ug/L	03.21.13 15.39		1
1,1,1,2-Tetrachloroethane	630-20-6	<0.500	0.500	ug/L	03.21.13 15.39		1
1,1,2,2-Tetrachloroethane	79-34-5	<0.500	0.500	ug/L	03.21.13 15.39		1
Tetrachloroethylene	127-18-4	<0.500	0.500	ug/L	03.21.13 15.39		1
Toluene	108-88-3	<2.00	2.00	ug/L	03.21.13 15.39		1
1,2,3-Trichlorobenzene	87-61-6	<5.00	5.00	ug/L	03.21.13 15.39		1
1,2,4-Trichlorobenzene	120-82-1	<5.00	5.00	ug/L	03.21.13 15.39		1
1,1,1-Trichloroethane	71-55-6	<0.500	0.500	ug/L	03.21.13 15.39		1
1,1,2-Trichloroethane	79-00-5	<0.500	0.500	ug/L	03.21.13 15.39		1
Trichloroethene	79-01-6	<0.500	0.500	ug/L	03.21.13 15.39		1
Trichlorofluoromethane	75-69-4	<2.00	2.00	ug/L	03.21.13 15.39		1
1,2,3-Trichloropropane	96-18-4	<1.00	1.00	ug/L	03.21.13 15.39		1
1,2,4-Trimethylbenzene	95-63-6	<2.00	2.00	ug/L	03.21.13 15.39		1
1,3,5-Trimethylbenzene	108-67-8	<1.50	1.50	ug/L	03.21.13 15.39		1
o-Xylene	95-47-6	<1.00	1.00	ug/L	03.21.13 15.39		1
m,p-Xylenes	179601-23-1	<2.00	2.00	ug/L	03.21.13 15.39		1
Vinyl Acetate	108-05-4	<5.00	5.00	ug/L	03.21.13 15.39		1
Vinyl Chloride	75-01-4	<0.500	0.500	ug/L	03.21.13 15.39		1
Total Xylenes	1330-20-7	<1.00	1.00	ug/L	03.21.13 15.39		1

Surrogate	Cas Number	% Recovery	Units	Limits	Analysis Date	Flag
Dibromofluoromethane	1868-53-7	94	%	69-133	03.21.13 15.39	
1,2-Dichloroethane-D4	17060-07-0	84	%	66-139	03.21.13 15.39	
Toluene-D8	2037-26-5	96	%	70-130	03.21.13 15.39	
4-Bromofluorobenzene	460-00-4	92	%	70-135	03.21.13 15.39	

Terranext

WVBA

Analytical Method: Total Metals by EPA 6010B — Prep Method: SW3010A
Seq Number: 909645 — Matrix: Water — Date Prep: 03/22/2013
MB Sample Id: 635495-1-BLK — LCS Sample Id: 635495-1-BKS — LCSD Sample Id: 635495-1-BSD

Parameter	MB Result	Spike Amount	LCS Result	LCS %Rec	LCSD Result	LCSD %Rec	Limits	%RPD	RPD Limit	Units	Analysis Date	Flag
Chromium	<0.0100	1.00	0.996	100	0.994	99	80-120	0	20	mg/L	03/22/13 14:52	

Analytical Method: Total Metals by EPA 6010B — Prep Method: SW3010A
Seq Number: 909645 — Matrix: Sludge — Date Prep: 03/22/2013
Parent Sample Id: 459460-001 — MS Sample Id: 459460-001 S — MSD Sample Id: 459460-001 SD

Parameter	Parent Result	Spike Amount	MS Result	MS %Rec	MSD Result	MSD %Rec	Limits	%RPD	RPD Limit	Units	Analysis Date	Flag
Chromium	<0.0500	5.00	4.85	97	5.05	101	75-125	4	20	mg/L	03/22/13 15:09	

Analytical Method: Metals, Dissolved, by EPA 6010B — Prep Method: SW3010A
Seq Number: 909724 — Matrix: Water — Date Prep: 03/22/2013
MB Sample Id: 635497-1-BLK — LCS Sample Id: 635497-1-BKS — LCSD Sample Id: 635497-1-BSD

Parameter	MB Result	Spike Amount	LCS Result	LCS %Rec	LCSD Result	LCSD %Rec	Limits	%RPD	RPD Limit	Units	Analysis Date	Flag
Chromium	<0.0100	1.00	0.990	99	0.960	96	80-120	3	20	mg/L	03/22/13 20:38	

Analytical Method: Metals, Dissolved, by EPA 6010B — Prep Method: SW3010A
Seq Number: 909724 — Matrix: Water — Date Prep: 03/22/2013
Parent Sample Id: 459504-002 — MS Sample Id: 459504-002 S — MSD Sample Id: 459504-002 SD

Parameter	Parent Result	Spike Amount	MS Result	MS %Rec	MSD Result	MSD %Rec	Limits	%RPD	RPD Limit	Units	Analysis Date	Flag
Chromium	0.0607	1.00	1.03	97	1.06	100	75-125	3	20	mg/L	03/22/13 20:55	

Analytical Method: 1,4-Dioxane by EPA 8260B — Prep Method: SW5030B
Seq Number: 909785 — Matrix: Water — Date Prep: 03/22/2013
MB Sample Id: 635633-1-BLK — LCS Sample Id: 635633-1-BKS — LCSD Sample Id: 635633-1-BSD

Parameter	MB Result	Spike Amount	LCS Result	LCS %Rec	LCSD Result	LCSD %Rec	Limits	%RPD	RPD Limit	Units	Analysis Date	Flag
1,4-Dioxane	<4.00	500	450	90	520	104	60-129	14	25	ug/L	03/22/13 11:57	

Surrogate	MB %Rec	MB Flag	LCS %Rec	LCS Flag	LCSD %Rec	LCSD Flag	Limits	Units	Analysis Date
Dibromofluoromethane	98		95		94		75-131	%	03/22/13 11:57
1,2-Dichloroethane-D4	95		91		95		63-144	%	03/22/13 11:57
Toluene-D8	97		95		96		80-117	%	03/22/13 11:57
4-Bromofluorobenzene	103		100		100		74-124	%	03/22/13 11:57

QC Summary 459346

Terranext

WVBA

Analytical Method: **1,4-Dioxane by EPA 8260B** Prep Method: SW5030B

Seq Number: 909785 Matrix: Water Date Prep: 03/22/2013

Parent Sample Id: 459337-016 MS Sample Id: 459337-016 S MSD Sample Id: 459337-016 SD

Parameter	Parent Result	Spike Amount	MS Result	MS %Rec	MSD Result	MSD %Rec	Limits	%RPD	RPD Limit	Units	Analysis Date	Flag
1,4-Dioxane	<4.00	500	474	95	497	99	75-125	5	25	ug/L	03/22/13 14:27	

Surrogate	MS %Rec	MS Flag	MSD %Rec	MSD Flag	Limits	Units	Analysis Date
Dibromofluoromethane	96		100		75-131	%	03/22/13 14:27
1,2-Dichloroethane-D4	95		95		63-144	%	03/22/13 14:27
Toluene-D8	97		100		80-117	%	03/22/13 14:27
4-Bromofluorobenzene	98		96		74-124	%	03/22/13 14:27

Terranext

WVBA

Analytical Method: **VOCs by EPA 8260B** Prep Method: SW5030C
Seq Number: 909653 Matrix: Water Date Prep: 03/21/2013
MB Sample Id: 635494-1-BLK LCS Sample Id: 635494-1-BKS LCSD Sample Id: 635494-1-BSD

Parameter	MB Result	Spike Amount	LCS Result	LCS %Rec	LCSD Result	LCSD %Rec	Limits	%RPD	RPD Limit	Units	Analysis Date	Flag
Acetone	<20.0	40.0	40.7	102	40.0	100	55-165	2	28	ug/L	03/21/13 16:34	
Benzene	<0.500	20.0	22.3	112	22.2	111	70-130	0	20	ug/L	03/21/13 16:34	
Bromobenzene	<1.50	20.0	19.8	99	20.4	102	70-130	3	20	ug/L	03/21/13 16:34	
Bromochloromethane	<0.500	20.0	20.8	104	20.6	103	67-125	1	24	ug/L	03/21/13 16:34	
Bromodichloromethane	<0.500	20.0	18.7	94	18.6	93	70-130	1	20	ug/L	03/21/13 16:34	
Bromoform	<1.00	20.0	19.2	96	19.5	98	69-130	2	20	ug/L	03/21/13 16:34	
Bromomethane	<5.00	20.0	32.9	165	31.0	155	58-138	6	25	ug/L	03/21/13 16:34	N1
2-Butanone	<5.00	40.0	51.7	129	50.0	125	58-146	3	27	ug/L	03/21/13 16:34	
MTBE	<2.00	20.0	18.6	93	18.7	94	70-130	1	21	ug/L	03/21/13 16:34	
n-Butylbenzene	<2.50	20.0	21.5	108	20.9	105	58-128	3	20	ug/L	03/21/13 16:34	
Sec-Butylbenzene	<1.50	20.0	20.1	101	19.8	99	61-133	2	20	ug/L	03/21/13 16:34	
tert-Butylbenzene	<2.50	20.0	21.9	110	22.0	110	65-128	0	20	ug/L	03/21/13 16:34	
Carbon Disulfide	<0.500	20.0	21.4	107	20.6	103	59-138	4	22	ug/L	03/21/13 16:34	
Carbon Tetrachloride	<0.500	20.0	19.0	95	18.3	92	57-140	4	21	ug/L	03/21/13 16:34	
Chlorobenzene	<0.500	20.0	20.3	102	20.1	101	70-130	1	20	ug/L	03/21/13 16:34	
Chloroethane	<4.00	20.0	22.5	113	22.3	112	60-146	1	24	ug/L	03/21/13 16:34	
Chloroform	<0.500	20.0	21.9	110	21.5	108	66-128	2	24	ug/L	03/21/13 16:34	
Chloromethane	<5.00	20.0	21.5	108	21.8	109	47-144	1	26	ug/L	03/21/13 16:34	
2-Chlorotoluene	<1.50	20.0	22.4	112	21.9	110	70-130	2	20	ug/L	03/21/13 16:34	
4-Chlorotoluene	<2.00	20.0	21.7	109	22.0	110	70-130	1	28	ug/L	03/21/13 16:34	
p-Cymene (p-Isopropyltoluene)	<1.50	20.0	19.8	99	19.6	98	67-135	1	20	ug/L	03/21/13 16:34	
Dibromochloromethane	<0.500	20.0	19.5	98	19.8	99	70-130	2	20	ug/L	03/21/13 16:34	
1,2-Dibromo-3-Chloropropane	<2.00	20.0	18.0	90	17.6	88	60-128	2	21	ug/L	03/21/13 16:34	
1,2-Dibromoethane	<0.500	20.0	20.1	101	20.3	102	70-130	1	20	ug/L	03/21/13 16:34	
Dibromomethane	<0.500	20.0	19.0	95	19.3	97	70-130	2	23	ug/L	03/21/13 16:34	
1,2-Dichlorobenzene	<1.50	20.0	21.9	110	22.0	110	70-130	0	20	ug/L	03/21/13 16:34	
1,3-Dichlorobenzene	<1.50	20.0	21.8	109	22.2	111	70-130	2	20	ug/L	03/21/13 16:34	
1,4-Dichlorobenzene	<1.50	20.0	22.3	112	21.9	110	70-130	2	20	ug/L	03/21/13 16:34	
Dichlorodifluoromethane	<2.00	20.0	20.6	103	19.9	100	9-134	3	27	ug/L	03/21/13 16:34	
1,1-Dichloroethane	<0.500	20.0	22.1	111	21.7	109	66-132	2	20	ug/L	03/21/13 16:34	
1,2-Dichloroethane	<0.500	20.0	19.9	100	19.7	99	70-130	1	20	ug/L	03/21/13 16:34	
1,1-Dichloroethene	<0.500	20.0	21.7	109	21.1	106	58-144	3	21	ug/L	03/21/13 16:34	
cis-1,2-Dichloroethene	<0.500	20.0	20.8	104	21.0	105	67-129	1	24	ug/L	03/21/13 16:34	
trans-1,2-dichloroethene	<0.500	20.0	22.6	113	21.9	110	63-137	3	21	ug/L	03/21/13 16:34	
1,2-Dichloropropane	<0.500	20.0	21.9	110	22.1	111	70-130	1	20	ug/L	03/21/13 16:34	
1,3-Dichloropropane	<1.00	20.0	21.7	109	21.7	109	70-130	0	20	ug/L	03/21/13 16:34	
2,2-Dichloropropane	<0.500	20.0	20.8	104	20.3	102	60-141	2	24	ug/L	03/21/13 16:34	
1,1-Dichloropropene	<1.00	20.0	19.5	98	19.1	96	64-135	2	20	ug/L	03/21/13 16:34	
cis-1,3-Dichloropropene	<1.00	20.0	19.8	99	19.6	98	70-130	1	20	ug/L	03/21/13 16:34	
trans-1,3-dichloropropene	<0.500	20.0	18.7	94	19.3	97	70-130	3	20	ug/L	03/21/13 16:34	
Ethylbenzene	<2.00	20.0	22.4	112	21.9	110	70-130	2	20	ug/L	03/21/13 16:34	
Hexachlorobutadiene	<5.00	20.0	20.4	102	18.2	91	54-145	11	22	ug/L	03/21/13 16:34	
2-Hexanone	<5.00	40.0	32.4	81	33.4	84	65-129	3	20	ug/L	03/21/13 16:34	
isopropylbenzene	<2.50	20.0	20.0	100	19.6	98	70-130	2	20	ug/L	03/21/13 16:34	
Methylene Chloride	<3.00	20.0	22.9	115	22.5	113	61-127	2	20	ug/L	03/21/13 16:34	
Iodomethane (Methyl Iodide)	<2.00	20.0	24.6	123	20.9	105	68-128	16	22	ug/L	03/21/13 16:34	
4-Methyl-2-Pentanone	<5.00	40.0	34.0	85	34.1	85	67-131	0	21	ug/L	03/21/13 16:34	
Naphthalene	<5.00	20.0	19.4	97	18.3	92	64-133	6	27	ug/L	03/21/13 16:34	
n-Propylbenzene	<2.00	20.0	22.5	113	22.5	113	65-128	0	20	ug/L	03/21/13 16:34	

QC Summary 459346

Terranext

WVBA

Analytical Method: **VOCs by EPA 8260B** Prep Method: SW5030C
Seq Number: 909653 Matrix: Water Date Prep: 03/21/2013
MB Sample Id: 635494-1-BLK LCS Sample Id: 635494-1-BKS LCSD Sample Id: 635494-1-BSD

Parameter	MB Result	Spike Amount	LCS Result	LCS %Rec	LCSD Result	LCSD %Rec	Limits	%RPD	RPD Limit	Units	Analysis Date	Flag
Styrene	<1.00	20.0	20.2	101	20.2	101	70-130	0	20	ug/L	03/21/13 16:34	
1,1,1,2-Tetrachloroethane	<0.500	20.0	19.1	96	19.1	96	70-130	0	20	ug/L	03/21/13 16:34	
1,1,2,2-Tetrachloroethane	<0.500	20.0	20.2	101	20.2	101	70-130	0	20	ug/L	03/21/13 16:34	
Tetrachloroethylene	<0.500	20.0	22.1	111	21.9	110	63-127	1	20	ug/L	03/21/13 16:34	
Toluene	<2.00	20.0	20.5	103	20.2	101	70-130	1	20	ug/L	03/21/13 16:34	
1,2,3-Trichlorobenzene	<5.00	20.0	18.8	94	16.4	82	66-131	14	27	ug/L	03/21/13 16:34	
1,2,4-Trichlorobenzene	<5.00	20.0	21.5	108	19.3	97	69-127	11	20	ug/L	03/21/13 16:34	
1,1,1-Trichloroethane	<0.500	20.0	19.1	96	18.5	93	62-133	3	20	ug/L	03/21/13 16:34	
1,1,2-Trichloroethane	<0.500	20.0	21.4	107	21.9	110	70-130	2	20	ug/L	03/21/13 16:34	
Trichloroethene	<0.500	20.0	19.4	97	19.7	99	70-130	2	20	ug/L	03/21/13 16:34	
Trichlorofluoromethane	<2.00	20.0	19.2	96	19.0	95	45-151	1	22	ug/L	03/21/13 16:34	
1,2,3-Trichloropropane	<1.00	20.0	20.2	101	21.5	108	70-130	6	20	ug/L	03/21/13 16:34	
1,2,4-Trimethylbenzene	<2.00	20.0	22.3	112	22.2	111	70-130	0	20	ug/L	03/21/13 16:34	
1,3,5-Trimethylbenzene	<1.50	20.0	22.5	113	22.2	111	70-130	1	20	ug/L	03/21/13 16:34	
o-Xylene	<1.00	20.0	20.0	100	20.1	101	70-130	0	20	ug/L	03/21/13 16:34	
m,p-Xylenes	<2.00	40.0	40.5	101	40.2	101	70-130	1	20	ug/L	03/21/13 16:34	
Vinyl Acetate	<5.00	20.0	19.2	96	18.6	93	52-142	3	22	ug/L	03/21/13 16:34	
Vinyl Chloride	<0.500	20.0	24.0	120	22.8	114	43-120	5	25	ug/L	03/21/13 16:34	

Surrogate	MB %Rec	MB Flag	LCS %Rec	LCS Flag	LCSD %Rec	LCSD Flag	Limits	Units	Analysis Date
Dibromofluoromethane	90		95		94		69-133	%	03/21/13 16:34
1,2-Dichloroethane-D4	79		82		81		66-139	%	03/21/13 16:34
Toluene-D8	93		96		96		70-130	%	03/21/13 16:34
4-Bromofluorobenzene	89		95		94		70-135	%	03/21/13 16:34

Terranext

WVBA

Analytical Method: **VOCs by EPA 8260B** Prep Method: SW5030C
Seq Number: 909964 Matrix: Water Date Prep: 03/26/2013
MB Sample Id: 635718-1-BLK LCS Sample Id: 635718-1-BKS LCSD Sample Id: 635718-1-BSD

Parameter	MB Result	Spike Amount	LCS Result	LCS %Rec	LCSD Result	LCSD %Rec	Limits	%RPD	RPD Limit	Units	Analysis Date	Flag
Acetone	<20.0	40.0	41.5	104	41.0	103	55-165	1	28	ug/L	03/26/13 13:34	
Benzene	<0.500	20.0	21.4	107	20.5	103	70-130	4	20	ug/L	03/26/13 13:34	
Bromobenzene	<1.50	20.0	20.0	100	19.3	97	70-130	4	20	ug/L	03/26/13 13:34	
Bromochloromethane	<0.500	20.0	19.1	96	18.9	95	67-125	1	24	ug/L	03/26/13 13:34	
Bromodichloromethane	<0.500	20.0	21.2	106	20.8	104	70-130	2	20	ug/L	03/26/13 13:34	
Bromoform	<1.00	20.0	20.8	104	20.1	101	69-130	3	20	ug/L	03/26/13 13:34	
Bromomethane	<5.00	20.0	29.3	147	29.6	148	58-138	1	25	ug/L	03/26/13 13:34	N1
2-Butanone	<5.00	40.0	38.6	97	39.4	99	58-146	2	27	ug/L	03/26/13 13:34	
MTBE	<2.00	20.0	20.6	103	20.7	104	70-130	0	21	ug/L	03/26/13 13:34	
n-Butylbenzene	<2.50	20.0	20.9	105	20.5	103	58-128	2	20	ug/L	03/26/13 13:34	
Sec-Butylbenzene	<1.50	20.0	20.5	103	20.3	102	61-133	1	20	ug/L	03/26/13 13:34	
tert-Butylbenzene	<2.50	20.0	20.6	103	20.5	103	65-128	0	20	ug/L	03/26/13 13:34	
Carbon Disulfide	<0.500	20.0	19.2	96	18.7	94	59-138	3	22	ug/L	03/26/13 13:34	
Carbon Tetrachloride	<0.500	20.0	22.6	113	22.4	112	57-140	1	21	ug/L	03/26/13 13:34	
Chlorobenzene	<0.500	20.0	20.1	101	19.9	100	70-130	1	20	ug/L	03/26/13 13:34	
Chloroethane	<4.00	20.0	17.8	89	19.1	96	60-146	7	24	ug/L	03/26/13 13:34	
Chloroform	<0.500	20.0	23.3	117	22.8	114	66-128	2	24	ug/L	03/26/13 13:34	
Chloromethane	<5.00	20.0	17.3	87	17.9	90	47-144	3	26	ug/L	03/26/13 13:34	
2-Chlorotoluene	<1.50	20.0	20.9	105	20.7	104	70-130	1	20	ug/L	03/26/13 13:34	
4-Chlorotoluene	<2.00	20.0	21.3	107	20.7	104	70-130	3	28	ug/L	03/26/13 13:34	
p-Cymene (p-Isopropyltoluene)	<1.50	20.0	20.5	103	20.4	102	67-135	0	20	ug/L	03/26/13 13:34	
Dibromochloromethane	<0.500	20.0	20.6	103	20.1	101	70-130	2	20	ug/L	03/26/13 13:34	
1,2-Dibromo-3-Chloropropane	<2.00	20.0	18.5	93	18.7	94	60-128	1	21	ug/L	03/26/13 13:34	
1,2-Dibromoethane	<0.500	20.0	20.4	102	20.0	100	70-130	2	20	ug/L	03/26/13 13:34	
Dibromomethane	<0.500	20.0	19.7	99	19.9	100	70-130	1	23	ug/L	03/26/13 13:34	
1,2-Dichlorobenzene	<1.50	20.0	19.7	99	19.6	98	70-130	1	20	ug/L	03/26/13 13:34	
1,3-Dichlorobenzene	<1.50	20.0	19.6	98	19.8	99	70-130	1	20	ug/L	03/26/13 13:34	
1,4-Dichlorobenzene	<1.50	20.0	19.5	98	19.2	96	70-130	2	20	ug/L	03/26/13 13:34	
Dichlorodifluoromethane	<2.00	20.0	22.2	111	21.8	109	9-134	2	27	ug/L	03/26/13 13:34	
1,1-Dichloroethane	<0.500	20.0	20.4	102	20.0	100	66-132	2	20	ug/L	03/26/13 13:34	
1,2-Dichloroethane	<0.500	20.0	22.6	113	21.4	107	70-130	5	20	ug/L	03/26/13 13:34	
1,1-Dichloroethene	<0.500	20.0	22.6	113	21.8	109	58-144	4	21	ug/L	03/26/13 13:34	
cis-1,2-Dichloroethene	<0.500	20.0	20.3	102	19.8	99	67-129	2	24	ug/L	03/26/13 13:34	
trans-1,2-dichloroethene	<0.500	20.0	20.9	105	20.3	102	63-137	3	21	ug/L	03/26/13 13:34	
1,2-Dichloropropane	<0.500	20.0	21.2	106	21.5	108	70-130	1	20	ug/L	03/26/13 13:34	
1,3-Dichloropropane	<1.00	20.0	19.6	98	19.9	100	70-130	2	20	ug/L	03/26/13 13:34	
2,2-Dichloropropane	<0.500	20.0	22.7	114	21.7	109	60-141	5	24	ug/L	03/26/13 13:34	
1,1-Dichloropropene	<1.00	20.0	21.2	106	20.9	105	64-135	1	20	ug/L	03/26/13 13:34	
cis-1,3-Dichloropropene	<1.00	20.0	20.6	103	20.2	101	70-130	2	20	ug/L	03/26/13 13:34	
trans-1,3-dichloropropene	<0.500	20.0	20.3	102	19.9	100	70-130	2	20	ug/L	03/26/13 13:34	
Ethylbenzene	<2.00	20.0	22.9	115	23.0	115	70-130	0	20	ug/L	03/26/13 13:34	
Hexachlorobutadiene	<5.00	20.0	21.9	110	22.5	113	54-145	3	22	ug/L	03/26/13 13:34	
2-Hexanone	<5.00	40.0	41.5	104	41.6	104	65-129	0	20	ug/L	03/26/13 13:34	
isopropylbenzene	<2.50	20.0	20.6	103	20.4	102	70-130	1	20	ug/L	03/26/13 13:34	
Methylene Chloride	<3.00	20.0	20.3	102	20.3	102	61-127	0	20	ug/L	03/26/13 13:34	
Iodomethane (Methyl Iodide)	<2.00	20.0	21.4	107	17.7	89	68-128	19	22	ug/L	03/26/13 13:34	
4-Methyl-2-Pentanone	<5.00	40.0	40.1	100	40.3	101	67-131	0	21	ug/L	03/26/13 13:34	
Naphthalene	<5.00	20.0	19.6	98	21.2	106	64-133	8	27	ug/L	03/26/13 13:34	
n-Propylbenzene	<2.00	20.0	20.6	103	20.5	103	65-128	0	20	ug/L	03/26/13 13:34	

QC Summary 459346

Terranext

WVBA

Analytical Method: **VOCs by EPA 8260B** Prep Method: SW5030C
Seq Number: 909964 Matrix: Water Date Prep: 03/26/2013
MB Sample Id: 635718-1-BLK LCS Sample Id: 635718-1-BKS LCSD Sample Id: 635718-1-BSD

Parameter	MB Result	Spike Amount	LCS Result	LCS %Rec	LCSD Result	LCSD %Rec	Limits	%RPD	RPD Limit	Units	Analysis Date	Flag
Styrene	<1.00	20.0	20.6	103	20.1	101	70-130	2	20	ug/L	03/26/13 13:34	
1,1,1,2-Tetrachloroethane	<0.500	20.0	22.3	112	21.9	110	70-130	2	20	ug/L	03/26/13 13:34	
1,1,2,2-Tetrachloroethane	<0.500	20.0	19.4	97	19.0	95	70-130	2	20	ug/L	03/26/13 13:34	
Tetrachloroethylene	<0.500	20.0	22.4	112	21.4	107	63-127	5	20	ug/L	03/26/13 13:34	
Toluene	<2.00	20.0	20.3	102	19.8	99	70-130	2	20	ug/L	03/26/13 13:34	
1,2,3-Trichlorobenzene	<5.00	20.0	21.2	106	23.0	115	66-131	8	27	ug/L	03/26/13 13:34	
1,2,4-Trichlorobenzene	<5.00	20.0	20.5	103	21.0	105	69-127	2	20	ug/L	03/26/13 13:34	
1,1,1-Trichloroethane	<0.500	20.0	22.5	113	21.8	109	62-133	3	20	ug/L	03/26/13 13:34	
1,1,2-Trichloroethane	<0.500	20.0	18.8	94	19.1	96	70-130	2	20	ug/L	03/26/13 13:34	
Trichloroethene	<0.500	20.0	20.8	104	20.5	103	70-130	1	20	ug/L	03/26/13 13:34	
Trichlorofluoromethane	<2.00	20.0	22.6	113	21.9	110	45-151	3	22	ug/L	03/26/13 13:34	
1,2,3-Trichloropropane	<1.00	20.0	20.7	104	20.6	103	70-130	0	20	ug/L	03/26/13 13:34	
1,2,4-Trimethylbenzene	<2.00	20.0	20.6	103	20.4	102	70-130	1	20	ug/L	03/26/13 13:34	
1,3,5-Trimethylbenzene	<1.50	20.0	20.8	104	20.7	104	70-130	0	20	ug/L	03/26/13 13:34	
o-Xylene	<1.00	20.0	20.2	101	19.1	96	70-130	6	20	ug/L	03/26/13 13:34	
m,p-Xylenes	<2.00	40.0	39.6	99	38.9	97	70-130	2	20	ug/L	03/26/13 13:34	
Vinyl Acetate	<5.00	20.0	20.0	100	18.9	95	52-142	6	22	ug/L	03/26/13 13:34	
Vinyl Chloride	<0.500	20.0	19.7	99	21.3	107	43-120	8	25	ug/L	03/26/13 13:34	

Surrogate	MB %Rec	MB Flag	LCS %Rec	LCS Flag	LCSD %Rec	LCSD Flag	Limits	Units	Analysis Date
Dibromofluoromethane	96		99		99		69-133	%	03/26/13 13:34
1,2-Dichloroethane-D4	104		109		109		66-139	%	03/26/13 13:34
Toluene-D8	90		94		93		70-130	%	03/26/13 13:34
4-Bromofluorobenzene	91		95		96		70-135	%	03/26/13 13:34

Terranext

WVBA

Analytical Method: **VOCs by EPA 8260B** Prep Method: SW5030C
Seq Number: 909653 Matrix: Water Date Prep: 03/21/2013
Parent Sample Id: 459346-009 MS Sample Id: 459346-009 S MSD Sample Id: 459346-009 SD

Parameter	Parent Result	Spike Amount	MS Result	MS %Rec	MSD Result	MSD %Rec	Limits	%RPD	RPD Limit	Units	Analysis Date	Flag
Acetone	<20.0	40.0	42.4	106	38.6	97	35-160	9	20	ug/L	03/21/13 17:25	
Benzene	<0.500	20.0	22.2	111	22.1	111	69-130	0	20	ug/L	03/21/13 17:25	
Bromobenzene	<1.50	20.0	19.9	100	20.0	100	70-130	1	20	ug/L	03/21/13 17:25	
Bromochloromethane	<0.500	20.0	20.3	102	20.3	102	63-119	0	22	ug/L	03/21/13 17:25	
Bromodichloromethane	<0.500	20.0	18.3	92	18.2	91	70-130	1	20	ug/L	03/21/13 17:25	
Bromoform	<1.00	20.0	19.7	99	19.4	97	57-121	2	20	ug/L	03/21/13 17:25	
Bromomethane	<5.00	20.0	31.9	160	31.2	156	53-141	2	22	ug/L	03/21/13 17:25	N1
2-Butanone	<5.00	40.0	48.9	122	49.0	123	46-136	0	22	ug/L	03/21/13 17:25	
MTBE	<2.00	20.0	18.4	92	18.3	92	65-127	1	20	ug/L	03/21/13 17:25	
n-Butylbenzene	<2.50	20.0	21.8	109	21.5	108	65-127	1	20	ug/L	03/21/13 17:25	
Sec-Butylbenzene	<1.50	20.0	20.2	101	20.0	100	70-130	1	20	ug/L	03/21/13 17:25	
tert-Butylbenzene	<2.50	20.0	22.2	111	21.8	109	70-130	2	20	ug/L	03/21/13 17:25	
Carbon Disulfide	<0.500	20.0	20.9	105	20.6	103	58-145	1	28	ug/L	03/21/13 17:25	
Carbon Tetrachloride	<0.500	20.0	18.5	93	19.0	95	60-152	3	20	ug/L	03/21/13 17:25	
Chlorobenzene	<0.500	20.0	20.3	102	19.9	100	70-130	2	20	ug/L	03/21/13 17:25	
Chloroethane	<4.00	20.0	22.5	113	20.7	104	59-153	8	20	ug/L	03/21/13 17:25	
Chloroform	<0.500	20.0	21.6	108	21.5	108	65-123	0	22	ug/L	03/21/13 17:25	
Chloromethane	<5.00	20.0	22.5	113	21.4	107	47-148	5	22	ug/L	03/21/13 17:25	
2-Chlorotoluene	<1.50	20.0	21.8	109	21.8	109	70-130	0	20	ug/L	03/21/13 17:25	
4-Chlorotoluene	<2.00	20.0	21.6	108	21.5	108	70-130	0	20	ug/L	03/21/13 17:25	
p-Cymene (p-Isopropyltoluene)	<1.50	20.0	20.1	101	19.8	99	70-130	2	20	ug/L	03/21/13 17:25	
Dibromochloromethane	<0.500	20.0	19.7	99	19.2	96	70-130	3	20	ug/L	03/21/13 17:25	
1,2-Dibromo-3-Chloropropane	<2.00	20.0	18.9	95	18.0	90	50-117	5	22	ug/L	03/21/13 17:25	
1,2-Dibromoethane	<0.500	20.0	20.4	102	20.0	100	67-117	2	20	ug/L	03/21/13 17:25	
Dibromomethane	<0.500	20.0	18.8	94	18.4	92	66-115	2	20	ug/L	03/21/13 17:25	
1,2-Dichlorobenzene	<1.50	20.0	22.1	111	21.9	110	70-130	1	20	ug/L	03/21/13 17:25	
1,3-Dichlorobenzene	<1.50	20.0	22.7	114	22.8	114	70-130	0	20	ug/L	03/21/13 17:25	
1,4-Dichlorobenzene	<1.50	20.0	21.6	108	21.3	107	70-130	1	20	ug/L	03/21/13 17:25	
Dichlorodifluoromethane	<2.00	20.0	19.7	99	19.7	99	16-151	0	33	ug/L	03/21/13 17:25	
1,1-Dichloroethane	<0.500	20.0	21.2	106	21.3	107	66-129	0	20	ug/L	03/21/13 17:25	
1,2-Dichloroethane	<0.500	20.0	19.1	96	19.3	97	64-126	1	20	ug/L	03/21/13 17:25	
1,1-Dichloroethene	<0.500	20.0	21.1	106	20.7	104	65-152	2	20	ug/L	03/21/13 17:25	
cis-1,2-Dichloroethene	<0.500	20.0	20.7	104	20.3	102	66-126	2	20	ug/L	03/21/13 17:25	
trans-1,2-dichloroethene	<0.500	20.0	21.4	107	21.4	107	66-135	0	20	ug/L	03/21/13 17:25	
1,2-Dichloropropane	<0.500	20.0	21.6	108	21.7	109	70-130	0	20	ug/L	03/21/13 17:25	
1,3-Dichloropropane	<1.00	20.0	21.1	106	20.8	104	67-115	1	20	ug/L	03/21/13 17:25	
2,2-Dichloropropane	<0.500	20.0	20.4	102	19.8	99	62-145	3	20	ug/L	03/21/13 17:25	
1,1-Dichloropropene	<1.00	20.0	18.9	95	19.4	97	72-140	3	20	ug/L	03/21/13 17:25	
cis-1,3-Dichloropropene	<1.00	20.0	19.5	98	19.2	96	67-122	2	20	ug/L	03/21/13 17:25	
trans-1,3-dichloropropene	<0.500	20.0	18.7	94	18.7	94	70-130	0	20	ug/L	03/21/13 17:25	
Ethylbenzene	<2.00	20.0	22.2	111	22.0	110	70-130	1	20	ug/L	03/21/13 17:25	
Hexachlorobutadiene	<5.00	20.0	21.4	107	21.8	109	68-143	2	20	ug/L	03/21/13 17:25	
2-Hexanone	<5.00	40.0	33.8	85	32.4	81	52-122	4	33	ug/L	03/21/13 17:25	
isopropylbenzene	<2.50	20.0	20.2	101	19.6	98	70-130	3	20	ug/L	03/21/13 17:25	
Methylene Chloride	<3.00	20.0	22.4	112	21.6	108	59-121	4	20	ug/L	03/21/13 17:25	
Iodomethane (Methyl Iodide)	<2.00	20.0	20.8	104	20.9	105	66-127	0	20	ug/L	03/21/13 17:25	
4-Methyl-2-Pentanone	<5.00	40.0	33.5	84	32.6	82	53-125	3	20	ug/L	03/21/13 17:25	
Naphthalene	<5.00	20.0	21.9	110	21.6	108	54-129	1	26	ug/L	03/21/13 17:25	
n-Propylbenzene	<2.00	20.0	22.1	111	21.8	109	69-126	1	20	ug/L	03/21/13 17:25	

QC Summary 459346

Terranext

WVBA

Analytical Method: **VOCs by EPA 8260B** Prep Method: SW5030C
Seq Number: 909653 Matrix: Water Date Prep: 03/21/2013
Parent Sample Id: 459346-009 MS Sample Id: 459346-009 S MSD Sample Id: 459346-009 SD

Parameter	Parent Result	Spike Amount	MS Result	MS %Rec	MSD Result	MSD %Rec	Limits	%RPD	RPD Limit	Units	Analysis Date	Flag
Styrene	<1.00	20.0	20.2	101	19.7	99	49-142	3	37	ug/L	03/21/13 17:25	
1,1,1,2-Tetrachloroethane	<0.500	20.0	19.4	97	18.9	95	70-130	3	20	ug/L	03/21/13 17:25	
1,1,2,2-Tetrachloroethane	<0.500	20.0	20.6	103	19.9	100	64-122	3	20	ug/L	03/21/13 17:25	
Tetrachloroethylene	7.24	20.0	29.2	110	29.0	109	69-130	1	20	ug/L	03/21/13 17:25	
Toluene	<2.00	20.0	19.7	99	19.6	98	70-130	1	20	ug/L	03/21/13 17:25	
1,2,3-Trichlorobenzene	<5.00	20.0	21.9	110	21.0	105	61-126	4	24	ug/L	03/21/13 17:25	
1,2,4-Trichlorobenzene	<5.00	20.0	23.0	115	22.5	113	64-123	2	20	ug/L	03/21/13 17:25	
1,1,1-Trichloroethane	<0.500	20.0	18.2	91	18.2	91	68-136	0	20	ug/L	03/21/13 17:25	
1,1,2-Trichloroethane	<0.500	20.0	22.0	110	20.9	105	65-112	5	20	ug/L	03/21/13 17:25	
Trichloroethene	<0.500	20.0	19.6	98	19.5	98	70-130	1	20	ug/L	03/21/13 17:25	
Trichlorofluoromethane	<2.00	20.0	18.7	94	18.9	95	53-171	1	20	ug/L	03/21/13 17:25	
1,2,3-Trichloropropane	<1.00	20.0	21.3	107	20.4	102	58-116	4	20	ug/L	03/21/13 17:25	
1,2,4-Trimethylbenzene	<2.00	20.0	22.1	111	21.9	110	67-128	1	22	ug/L	03/21/13 17:25	
1,3,5-Trimethylbenzene	<1.50	20.0	22.1	111	21.9	110	70-130	1	20	ug/L	03/21/13 17:25	
o-Xylene	<1.00	20.0	20.4	102	19.7	99	70-130	3	20	ug/L	03/21/13 17:25	
m,p-Xylenes	<2.00	40.0	40.3	101	39.6	99	70-130	2	20	ug/L	03/21/13 17:25	
Vinyl Acetate	<5.00	20.0	16.7	84	16.7	84	43-133	0	23	ug/L	03/21/13 17:25	
Vinyl Chloride	<0.500	20.0	22.6	113	23.2	116	46-132	3	21	ug/L	03/21/13 17:25	

Surrogate	MS %Rec	MS Flag	MSD %Rec	MSD Flag	Limits	Units	Analysis Date
Dibromofluoromethane	92		91		69-133	%	03/21/13 17:25
1,2-Dichloroethane-D4	78		79		66-139	%	03/21/13 17:25
Toluene-D8	94		95		70-130	%	03/21/13 17:25
4-Bromofluorobenzene	95		95		70-135	%	03/21/13 17:25

QC Summary 459346

Terranext

WVBA

Analytical Method: **VOCs by EPA 8260B** Prep Method: SW5030C
Seq Number: 909964 Matrix: Water Date Prep: 03/26/2013
Parent Sample Id: 459504-004 MS Sample Id: 459504-004 S MSD Sample Id: 459504-004 SD

Parameter	Parent Result	Spike Amount	MS Result	MS %Rec	MSD Result	MSD %Rec	Limits	%RPD	RPD Limit	Units	Analysis Date	Flag
Acetone	<20.0	40.0	46.6	117	44.2	111	35-160	5	20	ug/L	03/26/13 21:55	
Benzene	<0.500	20.0	21.0	105	21.3	107	69-130	1	20	ug/L	03/26/13 21:55	
Bromobenzene	<1.50	20.0	19.8	99	20.4	102	70-130	3	20	ug/L	03/26/13 21:55	
Bromochloromethane	<0.500	20.0	19.5	98	19.9	100	63-119	2	22	ug/L	03/26/13 21:55	
Bromodichloromethane	<0.500	20.0	22.1	111	22.0	110	70-130	0	20	ug/L	03/26/13 21:55	
Bromoform	<1.00	20.0	20.8	104	21.8	109	57-121	5	20	ug/L	03/26/13 21:55	
Bromomethane	<5.00	20.0	33.8	169	25.7	129	53-141	27	22	ug/L	03/26/13 21:55	N1
2-Butanone	<5.00	40.0	38.0	95	41.7	104	46-136	9	22	ug/L	03/26/13 21:55	
MTBE	<2.00	20.0	21.7	109	22.2	111	65-127	2	20	ug/L	03/26/13 21:55	
n-Butylbenzene	<2.50	20.0	21.0	105	20.7	104	65-127	1	20	ug/L	03/26/13 21:55	
Sec-Butylbenzene	<1.50	20.0	21.0	105	20.6	103	70-130	2	20	ug/L	03/26/13 21:55	
tert-Butylbenzene	<2.50	20.0	20.8	104	20.7	104	70-130	0	20	ug/L	03/26/13 21:55	
Carbon Disulfide	<0.500	20.0	19.4	97	19.3	97	58-145	1	28	ug/L	03/26/13 21:55	
Carbon Tetrachloride	<0.500	20.0	23.8	119	23.7	119	60-152	0	20	ug/L	03/26/13 21:55	
Chlorobenzene	<0.500	20.0	20.2	101	20.4	102	70-130	1	20	ug/L	03/26/13 21:55	
Chloroethane	<4.00	20.0	21.0	105	20.9	105	59-153	0	20	ug/L	03/26/13 21:55	
Chloroform	<0.500	20.0	25.9	130	26.6	133	65-123	3	22	ug/L	03/26/13 21:55	M1
Chloromethane	<5.00	20.0	16.5	83	18.1	91	47-148	9	22	ug/L	03/26/13 21:55	
2-Chlorotoluene	<1.50	20.0	21.3	107	21.0	105	70-130	1	20	ug/L	03/26/13 21:55	
4-Chlorotoluene	<2.00	20.0	21.7	109	21.4	107	70-130	1	20	ug/L	03/26/13 21:55	
p-Cymene (p-Isopropyltoluene)	<1.50	20.0	21.0	105	20.5	103	70-130	2	20	ug/L	03/26/13 21:55	
Dibromochloromethane	<0.500	20.0	20.7	104	20.8	104	70-130	0	20	ug/L	03/26/13 21:55	
1,2-Dibromo-3-Chloropropane	<2.00	20.0	18.4	92	19.9	100	50-117	8	22	ug/L	03/26/13 21:55	
1,2-Dibromoethane	<0.500	20.0	20.6	103	21.2	106	67-117	3	20	ug/L	03/26/13 21:55	
Dibromomethane	<0.500	20.0	20.3	102	21.2	106	66-115	4	20	ug/L	03/26/13 21:55	
1,2-Dichlorobenzene	<1.50	20.0	20.2	101	20.3	102	70-130	0	20	ug/L	03/26/13 21:55	
1,3-Dichlorobenzene	<1.50	20.0	19.6	98	20.1	101	70-130	3	20	ug/L	03/26/13 21:55	
1,4-Dichlorobenzene	<1.50	20.0	19.8	99	19.8	99	70-130	0	20	ug/L	03/26/13 21:55	
Dichlorodifluoromethane	<2.00	20.0	23.8	119	22.8	114	16-151	4	33	ug/L	03/26/13 21:55	
1,1-Dichloroethane	<0.500	20.0	20.9	105	21.3	107	66-129	2	20	ug/L	03/26/13 21:55	
1,2-Dichloroethane	<0.500	20.0	24.0	120	24.4	122	64-126	2	20	ug/L	03/26/13 21:55	
1,1-Dichloroethene	<0.500	20.0	23.8	119	23.5	118	65-152	1	20	ug/L	03/26/13 21:55	
cis-1,2-Dichloroethene	<0.500	20.0	20.5	103	20.7	104	66-126	1	20	ug/L	03/26/13 21:55	
trans-1,2-dichloroethene	<0.500	20.0	21.4	107	21.3	107	66-135	0	20	ug/L	03/26/13 21:55	
1,2-Dichloropropane	<0.500	20.0	21.0	105	21.9	110	70-130	4	20	ug/L	03/26/13 21:55	
1,3-Dichloropropane	<1.00	20.0	20.2	101	20.5	103	67-115	1	20	ug/L	03/26/13 21:55	
2,2-Dichloropropane	<0.500	20.0	22.2	111	22.5	113	62-145	1	20	ug/L	03/26/13 21:55	
1,1-Dichloropropene	<1.00	20.0	21.3	107	21.5	108	72-140	1	20	ug/L	03/26/13 21:55	
cis-1,3-Dichloropropene	<1.00	20.0	20.1	101	20.6	103	67-122	2	20	ug/L	03/26/13 21:55	
trans-1,3-dichloropropene	<0.500	20.0	20.4	102	20.7	104	70-130	1	20	ug/L	03/26/13 21:55	
Ethylbenzene	<2.00	20.0	23.1	116	23.5	118	70-130	2	20	ug/L	03/26/13 21:55	
Hexachlorobutadiene	<5.00	20.0	22.2	111	22.7	114	68-143	2	20	ug/L	03/26/13 21:55	
2-Hexanone	<5.00	40.0	40.2	101	42.9	107	52-122	6	33	ug/L	03/26/13 21:55	
isopropylbenzene	<2.50	20.0	20.6	103	20.7	104	70-130	0	20	ug/L	03/26/13 21:55	
Methylene Chloride	<3.00	20.0	21.1	106	21.5	108	59-121	2	20	ug/L	03/26/13 21:55	
Iodomethane (Methyl Iodide)	<2.00	20.0	21.4	107	18.4	92	66-127	15	20	ug/L	03/26/13 21:55	
4-Methyl-2-Pentanone	<5.00	40.0	39.8	100	41.7	104	53-125	5	20	ug/L	03/26/13 21:55	
Naphthalene	<5.00	20.0	21.8	109	22.4	112	54-129	3	26	ug/L	03/26/13 21:55	
n-Propylbenzene	<2.00	20.0	20.8	104	20.6	103	69-126	1	20	ug/L	03/26/13 21:55	

QC Summary 459346

Terranext

WVBA

Analytical Method: **VOCs by EPA 8260B** Prep Method: SW5030C
Seq Number: 909964 Matrix: Water Date Prep: 03/26/2013
Parent Sample Id: 459504-004 MS Sample Id: 459504-004 S MSD Sample Id: 459504-004 SD

Parameter	Parent Result	Spike Amount	MS Result	MS %Rec	MSD Result	MSD %Rec	Limits	%RPD	RPD Limit	Units	Analysis Date	Flag
Styrene	<1.00	20.0	18.8	94	18.8	94	49-142	0	37	ug/L	03/26/13 21:55	
1,1,1,2-Tetrachloroethane	<0.500	20.0	22.6	113	22.9	115	70-130	1	20	ug/L	03/26/13 21:55	
1,1,2,2-Tetrachloroethane	<0.500	20.0	20.3	102	20.4	102	64-122	0	20	ug/L	03/26/13 21:55	
Tetrachloroethylene	<0.500	20.0	23.2	116	22.8	114	69-130	2	20	ug/L	03/26/13 21:55	
Toluene	<2.00	20.0	20.2	101	20.6	103	70-130	2	20	ug/L	03/26/13 21:55	
1,2,3-Trichlorobenzene	<5.00	20.0	23.1	116	23.2	116	61-126	0	24	ug/L	03/26/13 21:55	
1,2,4-Trichlorobenzene	<5.00	20.0	20.9	105	21.5	108	64-123	3	20	ug/L	03/26/13 21:55	
1,1,1-Trichloroethane	<0.500	20.0	24.0	120	23.2	116	68-136	3	20	ug/L	03/26/13 21:55	
1,1,2-Trichloroethane	<0.500	20.0	19.5	98	19.9	100	65-112	2	20	ug/L	03/26/13 21:55	
Trichloroethene	<0.500	20.0	21.1	106	21.5	108	70-130	2	20	ug/L	03/26/13 21:55	
Trichlorofluoromethane	<2.00	20.0	23.5	118	23.5	118	53-171	0	20	ug/L	03/26/13 21:55	
1,2,3-Trichloropropane	<1.00	20.0	22.3	112	22.2	111	58-116	0	20	ug/L	03/26/13 21:55	
1,2,4-Trimethylbenzene	<2.00	20.0	20.8	104	21.1	106	67-128	1	22	ug/L	03/26/13 21:55	
1,3,5-Trimethylbenzene	<1.50	20.0	21.2	106	21.2	106	70-130	0	20	ug/L	03/26/13 21:55	
o-Xylene	<1.00	20.0	19.9	100	19.8	99	70-130	1	20	ug/L	03/26/13 21:55	
m,p-Xylenes	<2.00	40.0	39.8	100	39.2	98	70-130	2	20	ug/L	03/26/13 21:55	
Vinyl Acetate	<5.00	20.0	15.8	79	15.8	79	43-133	0	23	ug/L	03/26/13 21:55	
Vinyl Chloride	<0.500	20.0	22.3	112	22.1	111	46-132	1	21	ug/L	03/26/13 21:55	

Surrogate	MS %Rec	MS Flag	MSD %Rec	MSD Flag	Limits	Units	Analysis Date
Dibromofluoromethane	100		99		69-133	%	03/26/13 21:55
1,2-Dichloroethane-D4	108		112		66-139	%	03/26/13 21:55
Toluene-D8	91		93		70-130	%	03/26/13 21:55
4-Bromofluorobenzene	95		95		70-135	%	03/26/13 21:55

Terranext

WVBA

Analytical Method: **VOCs by SW 8260B** Prep Method: SW5030C
Seq Number: 909579 Matrix: Water Date Prep: 03/20/2013
MB Sample Id: 635397-1-BLK LCS Sample Id: 635397-1-BKS LCSD Sample Id: 635397-1-BSD

Parameter	MB Result	Spike Amount	LCS Result	LCS %Rec	LCSD Result	LCSD %Rec	Limits	%RPD	RPD Limit	Units	Analysis Date	Flag
Acetone	<20.0	40.0	33.3	83	31.1	78	55-165	7	28	ug/L	03/20/13 13:13	
Benzene	<0.500	20.0	19.6	98	19.3	97	70-130	2	20	ug/L	03/20/13 13:13	
Bromobenzene	<1.50	20.0	18.0	90	18.2	91	70-130	1	20	ug/L	03/20/13 13:13	
Bromochloromethane	<0.500	20.0	18.1	91	18.0	90	67-125	1	24	ug/L	03/20/13 13:13	
Bromodichloromethane	<0.500	20.0	16.7	84	16.6	83	70-130	1	20	ug/L	03/20/13 13:13	
Bromoform	<1.00	20.0	17.3	87	16.7	84	69-130	4	20	ug/L	03/20/13 13:13	
Bromomethane	<5.00	20.0	20.7	104	27.8	139	58-138	29	25	ug/L	03/20/13 13:13	L1R2
2-Butanone	<5.00	40.0	44.4	111	43.9	110	58-146	1	27	ug/L	03/20/13 13:13	
MTBE	<2.00	20.0	16.0	80	15.6	78	70-130	3	21	ug/L	03/20/13 13:13	
n-Butylbenzene	<2.50	20.0	19.8	99	19.5	98	58-128	2	20	ug/L	03/20/13 13:13	
Sec-Butylbenzene	<1.50	20.0	18.3	92	18.3	92	61-133	0	20	ug/L	03/20/13 13:13	
tert-Butylbenzene	<2.50	20.0	20.1	101	20.3	102	65-128	1	20	ug/L	03/20/13 13:13	
Carbon Disulfide	<0.500	20.0	17.5	88	17.1	86	59-138	2	22	ug/L	03/20/13 13:13	
Carbon Tetrachloride	<0.500	20.0	16.9	85	16.5	83	57-140	2	21	ug/L	03/20/13 13:13	
Chlorobenzene	<0.500	20.0	18.5	93	18.2	91	70-130	2	20	ug/L	03/20/13 13:13	
Chloroethane	<4.00	20.0	14.8	74	17.5	88	60-146	17	24	ug/L	03/20/13 13:13	
Chloroform	<0.500	20.0	18.9	95	18.5	93	66-128	2	24	ug/L	03/20/13 13:13	
Chloromethane	<5.00	20.0	15.0	75	15.8	79	47-144	5	26	ug/L	03/20/13 13:13	
2-Chlorotoluene	<1.50	20.0	20.0	100	19.8	99	70-130	1	20	ug/L	03/20/13 13:13	
4-Chlorotoluene	<2.00	20.0	19.8	99	20.2	101	70-130	2	28	ug/L	03/20/13 13:13	
p-Cymene (p-Isopropyltoluene)	<1.50	20.0	18.2	91	18.1	91	67-135	1	20	ug/L	03/20/13 13:13	
Dibromochloromethane	<0.500	20.0	17.7	89	17.6	88	70-130	1	20	ug/L	03/20/13 13:13	
1,2-Dibromo-3-Chloropropane	<2.00	20.0	14.9	75	15.9	80	60-128	6	21	ug/L	03/20/13 13:13	
1,2-Dibromoethane	<0.500	20.0	18.0	90	18.0	90	70-130	0	20	ug/L	03/20/13 13:13	
Dibromomethane	<0.500	20.0	17.1	86	16.9	85	70-130	1	23	ug/L	03/20/13 13:13	
1,2-Dichlorobenzene	<1.50	20.0	19.9	100	20.0	100	70-130	1	20	ug/L	03/20/13 13:13	
1,3-Dichlorobenzene	<1.50	20.0	19.9	100	20.5	103	70-130	3	20	ug/L	03/20/13 13:13	
1,4-Dichlorobenzene	<1.50	20.0	20.0	100	19.7	99	70-130	2	20	ug/L	03/20/13 13:13	
Dichlorodifluoromethane	<2.00	20.0	10.6	53	9.75	49	9-134	8	27	ug/L	03/20/13 13:13	
1,1-Dichloroethane	<0.500	20.0	19.5	98	18.4	92	66-132	6	20	ug/L	03/20/13 13:13	
1,2-Dichloroethane	<0.500	20.0	17.4	87	17.0	85	70-130	2	20	ug/L	03/20/13 13:13	
1,1-Dichloroethene	<0.500	20.0	17.9	90	17.3	87	58-144	3	21	ug/L	03/20/13 13:13	
cis-1,2-Dichloroethene	<0.500	20.0	18.7	94	18.0	90	67-129	4	24	ug/L	03/20/13 13:13	
trans-1,2-dichloroethene	<0.500	20.0	19.1	96	18.2	91	63-137	5	21	ug/L	03/20/13 13:13	
1,2-Dichloropropane	<0.500	20.0	19.9	100	19.0	95	70-130	5	20	ug/L	03/20/13 13:13	
1,3-Dichloropropane	<1.00	20.0	19.0	95	18.8	94	70-130	1	20	ug/L	03/20/13 13:13	
2,2-Dichloropropane	<0.500	20.0	18.8	94	17.9	90	60-141	5	24	ug/L	03/20/13 13:13	
1,1-Dichloropropene	<1.00	20.0	17.2	86	17.2	86	64-135	0	20	ug/L	03/20/13 13:13	
cis-1,3-Dichloropropene	<1.00	20.0	17.7	89	17.8	89	70-130	1	20	ug/L	03/20/13 13:13	
trans-1,3-dichloropropene	<0.500	20.0	17.0	85	16.9	85	70-130	1	20	ug/L	03/20/13 13:13	
Ethylbenzene	<2.00	20.0	20.2	101	19.9	100	70-130	1	20	ug/L	03/20/13 13:13	
Hexachlorobutadiene	<5.00	20.0	19.5	98	19.3	97	54-145	1	22	ug/L	03/20/13 13:13	
2-Hexanone	<5.00	40.0	28.9	72	28.3	71	65-129	2	20	ug/L	03/20/13 13:13	
isopropylbenzene	<2.50	20.0	18.3	92	18.0	90	70-130	2	20	ug/L	03/20/13 13:13	
Methylene Chloride	<3.00	20.0	19.5	98	19.1	96	61-127	2	20	ug/L	03/20/13 13:13	
Iodomethane (Methyl Iodide)	<2.00	20.0	21.3	107	18.0	90	68-128	17	22	ug/L	03/20/13 13:13	
4-Methyl-2-Pentanone	<5.00	40.0	29.2	73	29.2	73	67-131	0	21	ug/L	03/20/13 13:13	
Naphthalene	<5.00	20.0	17.4	87	16.8	84	64-133	4	27	ug/L	03/20/13 13:13	
n-Propylbenzene	<2.00	20.0	20.5	103	20.4	102	65-128	0	20	ug/L	03/20/13 13:13	

QC Summary 459346

Terranext

WVBA

Analytical Method: **VOCs by SW 8260B** Prep Method: SW5030C
Seq Number: 909579 Matrix: Water Date Prep: 03/20/2013
MB Sample Id: 635397-1-BLK LCS Sample Id: 635397-1-BKS LCSD Sample Id: 635397-1-BSD

Parameter	MB Result	Spike Amount	LCS Result	LCS %Rec	LCSD Result	LCSD %Rec	Limits	%RPD	RPD Limit	Units	Analysis Date	Flag
Styrene	<1.00	20.0	18.7	94	18.3	92	70-130	2	20	ug/L	03/20/13 13:13	
1,1,1,2-Tetrachloroethane	<0.500	20.0	17.5	88	17.1	86	70-130	2	20	ug/L	03/20/13 13:13	
1,1,2,2-Tetrachloroethane	<0.500	20.0	17.4	87	17.3	87	70-130	1	20	ug/L	03/20/13 13:13	
Tetrachloroethylene	<0.500	20.0	19.9	100	20.0	100	63-127	1	20	ug/L	03/20/13 13:13	
Toluene	<2.00	20.0	18.1	91	17.7	89	70-130	2	20	ug/L	03/20/13 13:13	
1,2,3-Trichlorobenzene	<5.00	20.0	17.9	90	17.7	89	66-131	1	27	ug/L	03/20/13 13:13	
1,2,4-Trichlorobenzene	<5.00	20.0	19.6	98	19.9	100	69-127	2	20	ug/L	03/20/13 13:13	
1,1,1-Trichloroethane	<0.500	20.0	16.8	84	16.0	80	62-133	5	20	ug/L	03/20/13 13:13	
1,1,2-Trichloroethane	<0.500	20.0	18.7	94	18.9	95	70-130	1	20	ug/L	03/20/13 13:13	
Trichloroethene	<0.500	20.0	17.9	90	17.5	88	70-130	2	20	ug/L	03/20/13 13:13	
Trichlorofluoromethane	<2.00	20.0	15.7	79	15.0	75	45-151	5	22	ug/L	03/20/13 13:13	
1,2,3-Trichloropropane	<1.00	20.0	17.6	88	18.1	91	70-130	3	20	ug/L	03/20/13 13:13	
1,2,4-Trimethylbenzene	<2.00	20.0	20.1	101	19.9	100	70-130	1	20	ug/L	03/20/13 13:13	
1,3,5-Trimethylbenzene	<1.50	20.0	20.1	101	19.8	99	70-130	2	20	ug/L	03/20/13 13:13	
o-Xylene	<1.00	20.0	18.5	93	17.9	90	70-130	3	20	ug/L	03/20/13 13:13	
m,p-Xylenes	<2.00	40.0	36.7	92	36.0	90	70-130	2	20	ug/L	03/20/13 13:13	
Vinyl Acetate	<5.00	20.0	16.3	82	15.4	77	52-142	6	22	ug/L	03/20/13 13:13	
Vinyl Chloride	<0.500	20.0	15.8	79	16.1	81	43-120	2	25	ug/L	03/20/13 13:13	

Surrogate	MB %Rec	MB Flag	LCS %Rec	LCS Flag	LCSD %Rec	LCSD Flag	Limits	Units	Analysis Date
Dibromofluoromethane	96		95		93		69-133	%	03/20/13 13:13
1,2-Dichloroethane-D4	87		81		80		66-139	%	03/20/13 13:13
Toluene-D8	97		95		97		70-130	%	03/20/13 13:13
4-Bromofluorobenzene	91		95		93		70-135	%	03/20/13 13:13

Terranext

WVBA

Analytical Method: **VOCs by SW 8260B** Prep Method: SW5030C
Seq Number: 909579 Matrix: Water Date Prep: 03/20/2013
Parent Sample Id: 459337-008 MS Sample Id: 459337-008 S MSD Sample Id: 459337-008 SD

Parameter	Parent Result	Spike Amount	MS Result	MS %Rec	MSD Result	MSD %Rec	Limits	%RPD	RPD Limit	Units	Analysis Date	Flag
Acetone	20.5	40.0	60.4	100	65.0	111	35-160	7	20	ug/L	03/20/13 18:36	
Benzene	<0.500	20.0	20.3	102	20.3	102	69-130	0	20	ug/L	03/20/13 18:36	
Bromobenzene	<1.50	20.0	18.3	92	18.8	94	70-130	3	20	ug/L	03/20/13 18:36	
Bromochloromethane	<0.500	20.0	18.8	94	18.8	94	63-119	0	22	ug/L	03/20/13 18:36	
Bromodichloromethane	<0.500	20.0	16.9	85	16.9	85	70-130	0	20	ug/L	03/20/13 18:36	
Bromoform	<1.00	20.0	18.0	90	18.2	91	57-121	1	20	ug/L	03/20/13 18:36	
Bromomethane	<5.00	20.0	17.7	89	15.5	78	53-141	13	22	ug/L	03/20/13 18:36	
2-Butanone	<5.00	40.0	49.1	123	49.1	123	46-136	0	22	ug/L	03/20/13 18:36	
MTBE	<2.00	20.0	16.8	84	16.9	85	65-127	1	20	ug/L	03/20/13 18:36	
n-Butylbenzene	<2.50	20.0	19.8	99	19.9	100	65-127	1	20	ug/L	03/20/13 18:36	
Sec-Butylbenzene	<1.50	20.0	18.4	92	18.5	93	70-130	1	20	ug/L	03/20/13 18:36	
tert-Butylbenzene	<2.50	20.0	20.2	101	20.6	103	70-130	2	20	ug/L	03/20/13 18:36	
Carbon Disulfide	<0.500	20.0	18.6	93	17.9	90	58-145	4	28	ug/L	03/20/13 18:36	
Carbon Tetrachloride	<0.500	20.0	17.1	86	16.9	85	60-152	1	20	ug/L	03/20/13 18:36	
Chlorobenzene	<0.500	20.0	18.6	93	18.6	93	70-130	0	20	ug/L	03/20/13 18:36	
Chloroethane	<4.00	20.0	18.0	90	18.0	90	59-153	0	20	ug/L	03/20/13 18:36	
Chloroform	<0.500	20.0	19.9	100	20.1	101	65-123	1	22	ug/L	03/20/13 18:36	
Chloromethane	<5.00	20.0	16.0	80	16.0	80	47-148	0	22	ug/L	03/20/13 18:36	
2-Chlorotoluene	<1.50	20.0	20.0	100	20.3	102	70-130	1	20	ug/L	03/20/13 18:36	
4-Chlorotoluene	<2.00	20.0	19.8	99	20.2	101	70-130	2	20	ug/L	03/20/13 18:36	
p-Cymene (p-Isopropyltoluene)	<1.50	20.0	18.2	91	18.6	93	70-130	2	20	ug/L	03/20/13 18:36	
Dibromochloromethane	<0.500	20.0	17.8	89	18.1	91	70-130	2	20	ug/L	03/20/13 18:36	
1,2-Dibromo-3-Chloropropane	<2.00	20.0	17.5	88	18.0	90	50-117	3	22	ug/L	03/20/13 18:36	
1,2-Dibromoethane	<0.500	20.0	18.8	94	18.8	94	67-117	0	20	ug/L	03/20/13 18:36	
Dibromomethane	<0.500	20.0	17.4	87	17.7	89	66-115	2	20	ug/L	03/20/13 18:36	
1,2-Dichlorobenzene	<1.50	20.0	20.2	101	20.6	103	70-130	2	20	ug/L	03/20/13 18:36	
1,3-Dichlorobenzene	<1.50	20.0	20.7	104	20.7	104	70-130	0	20	ug/L	03/20/13 18:36	
1,4-Dichlorobenzene	<1.50	20.0	19.9	100	20.4	102	70-130	2	20	ug/L	03/20/13 18:36	
Dichlorodifluoromethane	<2.00	20.0	12.5	63	11.1	56	16-151	12	33	ug/L	03/20/13 18:36	
1,1-Dichloroethane	<0.500	20.0	20.0	100	19.5	98	66-129	3	20	ug/L	03/20/13 18:36	
1,2-Dichloroethane	<0.500	20.0	17.8	89	17.9	90	64-126	1	20	ug/L	03/20/13 18:36	
1,1-Dichloroethene	<0.500	20.0	18.7	94	18.4	92	65-152	2	20	ug/L	03/20/13 18:36	
cis-1,2-Dichloroethene	<0.500	20.0	18.9	95	18.7	94	66-126	1	20	ug/L	03/20/13 18:36	
trans-1,2-dichloroethene	<0.500	20.0	19.8	99	19.7	99	66-135	1	20	ug/L	03/20/13 18:36	
1,2-Dichloropropane	<0.500	20.0	20.3	102	20.0	100	70-130	1	20	ug/L	03/20/13 18:36	
1,3-Dichloropropane	<1.00	20.0	19.5	98	19.7	99	67-115	1	20	ug/L	03/20/13 18:36	
2,2-Dichloropropane	<0.500	20.0	18.8	94	18.2	91	62-145	3	20	ug/L	03/20/13 18:36	
1,1-Dichloropropene	<1.00	20.0	17.4	87	17.6	88	72-140	1	20	ug/L	03/20/13 18:36	
cis-1,3-Dichloropropene	<1.00	20.0	18.1	91	17.9	90	67-122	1	20	ug/L	03/20/13 18:36	
trans-1,3-dichloropropene	<0.500	20.0	17.0	85	17.1	86	70-130	1	20	ug/L	03/20/13 18:36	
Ethylbenzene	<2.00	20.0	20.2	101	20.4	102	70-130	1	20	ug/L	03/20/13 18:36	
Hexachlorobutadiene	<5.00	20.0	19.9	100	19.8	99	68-143	1	20	ug/L	03/20/13 18:36	
2-Hexanone	<5.00	40.0	31.2	78	32.1	80	52-122	3	33	ug/L	03/20/13 18:36	
isopropylbenzene	<2.50	20.0	18.1	91	18.4	92	70-130	2	20	ug/L	03/20/13 18:36	
Methylene Chloride	<3.00	20.0	20.2	101	20.1	101	59-121	0	20	ug/L	03/20/13 18:36	
Iodomethane (Methyl Iodide)	<2.00	20.0	19.9	100	17.1	86	66-127	15	20	ug/L	03/20/13 18:36	
4-Methyl-2-Pentanone	<5.00	40.0	32.9	82	32.4	81	53-125	2	20	ug/L	03/20/13 18:36	
Naphthalene	<5.00	20.0	19.3	97	20.1	101	54-129	4	26	ug/L	03/20/13 18:36	
n-Propylbenzene	<2.00	20.0	20.3	102	20.8	104	69-126	2	20	ug/L	03/20/13 18:36	

QC Summary 459346

Terranext

WVBA

Analytical Method: **VOCs by SW 8260B** Prep Method: SW5030C
Seq Number: 909579 Matrix: Water Date Prep: 03/20/2013
Parent Sample Id: 459337-008 MS Sample Id: 459337-008 S MSD Sample Id: 459337-008 SD

Parameter	Parent Result	Spike Amount	MS Result	MS %Rec	MSD Result	MSD %Rec	Limits	%RPD	RPD Limit	Units	Analysis Date	Flag
Styrene	<1.00	20.0	18.5	93	18.5	93	49-142	0	37	ug/L	03/20/13 18:36	
1,1,1,2-Tetrachloroethane	<0.500	20.0	17.6	88	17.7	89	70-130	1	20	ug/L	03/20/13 18:36	
1,1,2,2-Tetrachloroethane	<0.500	20.0	19.3	97	19.2	96	64-122	1	20	ug/L	03/20/13 18:36	
Tetrachloroethylene	<0.500	20.0	20.6	103	20.7	104	69-130	0	20	ug/L	03/20/13 18:36	
Toluene	<2.00	20.0	17.8	89	18.1	91	70-130	2	20	ug/L	03/20/13 18:36	
1,2,3-Trichlorobenzene	<5.00	20.0	18.7	94	19.0	95	61-126	2	24	ug/L	03/20/13 18:36	
1,2,4-Trichlorobenzene	<5.00	20.0	20.4	102	20.8	104	64-123	2	20	ug/L	03/20/13 18:36	
1,1,1-Trichloroethane	<0.500	20.0	16.9	85	16.7	84	68-136	1	20	ug/L	03/20/13 18:36	
1,1,2-Trichloroethane	<0.500	20.0	19.8	99	19.8	99	65-112	0	20	ug/L	03/20/13 18:36	
Trichloroethene	0.840	20.0	18.6	89	18.5	88	70-130	1	20	ug/L	03/20/13 18:36	
Trichlorofluoromethane	<2.00	20.0	16.3	82	15.9	80	53-171	2	20	ug/L	03/20/13 18:36	
1,2,3-Trichloropropane	<1.00	20.0	19.1	96	19.7	99	58-116	3	20	ug/L	03/20/13 18:36	
1,2,4-Trimethylbenzene	<2.00	20.0	19.9	100	20.5	103	67-128	3	22	ug/L	03/20/13 18:36	
1,3,5-Trimethylbenzene	<1.50	20.0	19.8	99	20.5	103	70-130	3	20	ug/L	03/20/13 18:36	
o-Xylene	<1.00	20.0	18.2	91	18.6	93	70-130	2	20	ug/L	03/20/13 18:36	
m,p-Xylenes	<2.00	40.0	36.2	91	36.6	92	70-130	1	20	ug/L	03/20/13 18:36	
Vinyl Acetate	<5.00	20.0	16.0	80	16.0	80	43-133	0	23	ug/L	03/20/13 18:36	
Vinyl Chloride	<0.500	20.0	16.9	85	16.0	80	46-132	5	21	ug/L	03/20/13 18:36	

Surrogate	MS %Rec	MS Flag	MSD %Rec	MSD Flag	Limits	Units	Analysis Date
Dibromofluoromethane	96		95		69-133	%	03/20/13 18:36
1,2-Dichloroethane-D4	83		82		66-139	%	03/20/13 18:36
Toluene-D8	98		97		70-130	%	03/20/13 18:36
4-Bromofluorobenzene	95		95		70-135	%	03/20/13 18:36

Chain of Custody

XENCO Laboratories

Committed to Excellence in Service and Quality Since 1990 **SDBE**

PHOENIX ATLANTA DALLAS HOUSTON MIDLAND MIAMI ORLANDO SAN ANTONIO TAMPA LATIN AMERICA **WWW.XENCO.COM**

Work Order No: 459346

Page 1 of 1

Trans West Analytical Services — 3725 E. Atlanta Ave. • Phoenix, AZ 85040 • Ph: (602) 437-0330 •• 3860 S. Palo Verde Rd., Suite 301 • Tucson, AZ 85714 • Ph: (520)975-2962

Project Manager:	Chuck Gordon	Bill to: (if different)	
Company Name:	TerraNext	Company Name:	
Address:	4050 E Cotton Center Blvd #B	Address:	
City, State ZIP:	Phx, Az 85040	City, State ZIP:	
Phone:	480-496-4100 Email:	Email:	cgordon@terranext.net

Work Order Comments

PDF & EDD

Level III

Project Name:	WVBA
Project Number:	03103154
P.O. Number:	
Sampler's Name:	Ray Ashworth

SAMPLE RECEIPT

Temperature (°C):	1.8	Temp Blank Present:	Y
Received Intact:	(Yes) No N/A	Wet Ice / Blue Ice	
Cooler Custody Seals:	Yes No (N/A)	Total Containers:	
Sample Custody Seals:	Yes No (N/A)		

ANALYSIS REQUEST (PLEASE CHECK METHOD NUMBER)

TAT

- [X] Routine
- [ ] Rush - Prelim
- [ ] Rush - Final

Prelim Due Date:

Final Due Date:

Sample Identification	Matrix	Date Sampled	Time Sampled	Lab ID	Number of Containers	Volatile Organics 8260B / 624 / 524.2	Acrolein / Acrylonitrile 8260B / 624 / 2-CEVE	Semi-Volatile Organics 8270C / 625	Organochlorine Pesticides 8081A / 608	Oil & Grease (1664-HEM) / TPH (1664-HEM-SGT)	Metals (See Below) Total / Hardness / Ca Hardness	Metals (See Below) Dissolved / TCLP	Total Hexavalent Cr / Dissolved Hexavalent Cr	Total Cyanide / Amenable (Free) Cyanide	BOD	pH / Cond. / Alk / TDS / TSS / Cl / SO4 / F / Ortho-P	NO2 / NO3 (300.0)	NO2+NO3 (353.2)	TKN / NH3 / COD / Total-P	E. Coli (CFU/MPN) / Fecal (CFU/MPN) / Coliliert / HPC	1,4 dioxane			Sample Comments
AvB57-0100-1000	W	3/18/13	0800	1	1	X																X			
AvB57-0100-32100			0805	2	6	X					X	X										X			
AvB106-0100-25102			0850	3	6	X					X	X										X			
AvB13-0100-36102			0929	4	6	X					X	X										X			
AvB14-0100-34108			1015	5	6	X					X	X										X			
AvB103-0200-12098			1055	6	6	X					X	X										X			
AvB148-0100-09128			1143	7	6	X					X	X										X			
AvB46-0800-18098			1214	8	6	X					X	X										X			
AvB69-0200-01106			1342	9	6	X					4	X										X			
AvB125-0101-17146			1405	10	4	X																X			PDB Sample

Total	200.7 / 6010B: 8RCRA 13PPM	Al Sb As Ba Be B Cd Ca Cr Co Cu Fe Pb Mg Mn Mo Ni K Se Ag SiO2 Na Tl Sn V Zn
Circle Method(s) and Metal(s) to be analyzed	200.8 / 6020:	Sb As Ba Be Cd Cr Co Cu Pb Mn Mo Ni Se Ag Tl U Other: 245.1 / 7470A: Hg

Dissolved / TCLP	200.7 / 6010B: 8RCRA 13PPM	Al Sb As Ba Be B Cd Ca Cr Co Cu Fe Pb Mg Mn Mo Ni K Se Ag SiO2 Na Tl Sn V Zn
Circle Method(s) and Metal(s) to be analyzed	200.8 / 6020:	Sb As Ba Be Cd Cr Co Cu Pb Mn Mo Ni Se Ag Tl U Other: 245.1 / 7470A: Hg

Relinquished by: (Signature)	Received by: (Signature)	Date/Time
1 Ray Ashworth		3/18/13 15:55
2		
3		

Upon signing this COC, you accept Xenco terms and conditions unless otherwise agreed upon in writing. Reports are intellectual property of Xenco until paid. Samples will be held 30 days after the final report is emailed unless herby requested. Rush charges and collection fees are pre-approved if necessary.

C.O.C. Serial # 20571

Chain of Custody

XENCO Laboratories

Committed to Excellence in Service and Quality Since 1990 **SDBE**

PHOENIX ATLANTA DALLAS HOUSTON MIDLAND MIAMI ORLANDO SAN ANTONIO TAMPA LATIN AMERICA **WWW.XENCO.COM**

Work Order No: 459346

Page 1 of 2

Trans West Analytical Services — 3725 E. Atlanta Ave. • Phoenix, AZ 85040 • Ph: (602) 437-0330 •• 3860 S. Palo Verde Rd., Suite 301 • Tucson, AZ 85714 • Ph: (520)975-2962

Project Manager:	Chuck Gordon	Bill to: (if different)	
Company Name:	TetraNext	Company Name:	
Address:	4050 E Cotton Center Blvd	Address:	
City, State ZIP:	#73 Phx AZ 85040	City, State ZIP:	
Phone:	480-496-4100 Email:	cgordon@tetranext.net	

Work Order Comments

PDF & EDD
Level III

Project Name:	WVBH
Project Number:	0310315L
P.O. Number:	
Sampler's Name:	Roy Ashlock

SAMPLE RECEIPT

Temperature (°C):	1.8	Temp Blank Present:	Y
Received Intact:	(Yes) No N/A	Wet Ice / Blue Ice	
Cooler Custody Seals:	Yes No (N/A)	Total Containers:	
Sample Custody Seals:	Yes No (N/A)		

ANALYSIS REQUEST (PLEASE CHECK METHOD NUMBER)

TAT

- [X] Routine
- [ ] Rush - Prelim
- [ ] Rush - Final

Prelim Due Date:

Final Due Date:

Sample Identification	Matrix	Date Sampled	Time Sampled	Lab ID	Number of Containers	Volatile Organics 8260B [X] 624 [ ] 524.2 [ ]	Acrolein [ ] Acrylonitrile [ ] 2-CEVE [ ] 8260B [ ] 624 [ ]	Semi-Volatile Organics 8270C [ ] 625 [ ]	Organochlorine Pesticides 8081A [ ] 608 [ ]	Oil & Grease (1664-HEM) [ ] [ ] TPH (1664-HEM-SGT)	Metals (See Below) Total [X] Hardness [ ] Ca Hardness [ ]	Metals (See Below) Dissolved [X] TCLP [ ]	Total Hexavalent Cr [ ] [ ] Dissolved Hexavalent Cr	Total Cyanide [ ] Amenable (Free) Cyanide [ ]	BOD [ ]	pH [ ] Cond. [ ] Alk [ ] TDS [ ] TSS [ ] Cl [ ] SO4 [ ] F [ ] Ortho-P [ ]	NO2 [ ] NO3 (300.0) [ ]	NO2+NO3 (353.2) [ ]	TKN [ ] [ ] NH3 COD [ ] Total-P [ ]	E. Coli (CFU/MPN) [ ] [ ] Fecal (CFU/MPN) Colilert [ ] HPC [ ]	1,4-Dioxane			Sample Comments
AW0125-0100-17148	W	3/18/13	1440	11	6	X					X	X									X			
AW0125-0104-1W	W		1510	12	6	X					X	X									X			

Total 200.7 / 6010B: 8RCRA 13PPM Al Sb As Ba Be B Cd Ca Cr Co Cu Fe Pb Mg Mn Mo Ni K Se Ag SiO2 Na Tl Sn V Zn

Circle Method(s) and Metal(s) to be analyzed 200.8 / 6020: Sb As Ba Be Cd Cr Co Cu Pb Mn Mo Ni Se Ag Tl U Other: 245.1 / 7470A: Hg

Dissolved / TCLP 200.7 / 6010B: 8RCRA 13PPM Al Sb As Ba Be B Cd Ca Cr Co Cu Fe Pb Mg Mn Mo Ni K Se Ag SiO2 Na Tl Sn V Zn

Circle Method(s) and Metal(s) to be analyzed 200.8 / 6020: Sb As Ba Be Cd Cr Co Cu Pb Mn Mo Ni Se Ag Tl U Other: 245.1 / 7470A: Hg

	Relinquished by: (Signature)	Received by: (Signature)	Date/Time
1	Roy Ashlock		3/18/13 15:58
2			
3			

Upon signing this COC, you accept Xenco terms and conditions unless otherwise agreed upon in writing. Reports are intellectual property of Xenco until paid. Samples will be held 30 days after the final report is emailed unless herby requested. Rush charges and collection fees are pre-approved if necessary.

C.O.C. Serial # 20572

TRANS WEST ANALYTICAL

Sample Receipt Checklist

Client Name: Tetra Tech | Date and Time Received: 3/18/13 15:55

Work Order Number: 459346 | Checked by: LLF

Checklist completed by: LLF Date: 3/18/13 | Logged In by: [illegible] Date: 3-19-13

Matrix: W | Courier Name: Client Xenco

Shipping container/cooler in good condition?	Yes ☒	No ☐	Not Present ☐
Custody seals intact on shipping container/cooler?	Yes ☐	No ☐	Not Present ☒
Custody seals intact on sample bottles?	Yes ☐	No ☐	Not Present ☒
Chain of custody signed when relinquished and received?	Yes ☒	No ☐	Not Present ☐
Chain of custody agrees with sample labels?	Yes ☒	No ☐	
Samples in proper container/bottle?	Yes ☒	No ☐	
Sample containers intact?	Yes ☒	No ☐	
Sufficient sample volume for indicated test?	Yes ☒	No ☐	
All samples received within holding time?	Yes ☒	No ☐	
Samples received same day of collection?	Yes ☒	No ☐	Temp: 1.8 Wet Ice Present ☒
Where was the temperature reading taken at?	Sample ☐	Temp Blank ☒	Other:
VOA Water – VOA vials have zero headspace?	Yes ☒	No ☐	N/A ☐
Water – Microbiological bottles have ≤ 2.5 cm headspace?	Yes ☐	No ☐	N/A ☒
Water – All sample pH's acceptable upon receipt?	Yes ☒	No ☐	N/A ☒ 3/18/13 Checked by: LLF

If No, list all samples and bottle types that are not acceptable in Additional Comments section. Also state any correction actions.

Sulfide Water – Bottles have zero headspace?	Yes ☐	No ☐	N/A ☒ (zero headspace ≤ than neck of bottle)
Dissolved Water Analytes – Field Filtered?	Yes ☐	No ☐	N/A ☒
Are samples received deemed acceptable?	Yes ☒	No ☐	If No then complete section below

PM Notified Date: _____ Init: _____ PM Init: _____

Client Notified Date: _____ Init: _____ L/M ☐ Date: _____ L/M ☐ Date: _____

Contact Name: _____ Action to take: Analyze ☐ Cancel ☐ Hold ☐ Other:

Changes/Comments made on original COC? Yes ☐ N/A ☐ Init: _____ Date: _____

Changes made in LIMS? Yes ☐ N/A ☐ Init: _____ Date: _____

Additional Comments: Sample #2 - one of the 4 VOA's was rec'd broken

Radiological Screening: ____ Yes ____ No

If yes, indicate results greater than 2x background _____

CS-002-SRChecklist RV7

Volatile Organics by SW8260B

Sample Analysis

Method 8260B

Run ID 130320 **Date of Run 3/20/13** **Analyst JM** **Page # 87**

Acquisition Method **SC8260**

Standard ID's			**Syringe IDs:**
CCV Std	Prep Log #	GCMSVOA-6066	V-126
BFB Std	Prep Log #	GCMSVOA-6064	V-024
Internal Std	Prep Log #	GCMSVOA-6065	V-029
Surrogates	Prep Log #	GCMSVOA-6064	V-024
Bench Spike	Prep Log #	NA	NA
Secondary spike	Prep Log #	GCMSVOA-6063	NA
Methanol	RL #	07-22-25	V-141

Soil Blank & Sample Preparation

Name	Extract amount in µl	IS amount in µl
Method Blank	100	10
QC Samples	100	10
Matrix Samples	100	10

Aqueous Blank & Sample Preparation

Name	Surrogate	Secondary Spike	Sample amount in ml	IS amount in µl
Method Blank	10	NA	5.0	10
QC Samples	10	10	5.0	10
Matrix Samples	10	NA	5.0	10

CCV Preparation

Standard Name	Standard amt added in µl	Reagent Water amt in mL	Methanol amt added in µl
CCV #1	10	5	80
Internal Standard	10		
Surrogate Standard	10		

Aqueous Dilutions

Dilution	Sample
1X	5 mL
2X	2.5 mL
5X	1 mL
10X	500 µl
20X	250 µl
50X	100 µl
100 X	50 µl
200 X	25 µl
500 X	10 µl

Injection Log

88

Directory: h:\voa\a228\130320

Line	Vial	FileName	Multiplier	SampleName	Misc Info	Injected
1	12	13032001.d	1.	BFB	TUNE CHECK	20 Mar 13 10:33
2	13	13032002.d	1.	CCV	CCV	20 Mar 13 11:17
3	14	13032003.d	1.	BLK	BLK	20 Mar 13 11:57
4	15	13032004.d	1.	00459505-02A	SAMP	20 Mar 13 12:21
5	16	13032005.d	1.	00459505-01A	SAMP	20 Mar 13 12:46
6	1	13032006.d	1.	BKS	BKS	20 Mar 13 13:13
7	2	13032007.d	1.	BSD	BSD	20 Mar 13 13:38
8	3	13032008.d	1.	00459505-01A DUP	DUP	20 Mar 13 14:02
9	4	13032009.d	1.	459337-007 pH<2	SMP	20 Mar 13 14:27
10	5	13032010.d	1.	459337-008	SMP	20 Mar 13 14:52
11	6	13032011.d	1.	459337-009	SMP	20 Mar 13 15:17
12	7	13032012.d	1.	459337-010	SMP	20 Mar 13 15:42
13	8	13032013.d	1.	459337-011	SMP	20 Mar 13 16:07
14	9	13032014.d	1.	459337-012	SMP	20 Mar 13 16:32
15	10	13032015.d	1.	459337-013	SMP	20 Mar 13 16:57
16	11	13032016.d	1.	459337-014	SMP	20 Mar 13 17:21
17	12	13032017.d	1.	459337-015	SMP	20 Mar 13 17:46
18	13	13032018.d	1.	459337-016	SMP	20 Mar 13 18:11
19	14	13032019.d	1.	459337-008 S	MS	20 Mar 13 18:36
20	15	13032020.d	1.	459337-008 SD	MSD	20 Mar 13 19:01
21	16	13032021.d	1.	459346-001	SMP	20 Mar 13 19:26
22	1	13032022.d	1.	459346-002	SMP	20 Mar 13 19:51
23	2	13032023.d	1.	459346-003	SMP	20 Mar 13 20:16
24	3	13032024.d	1.	459346-004	SMP	20 Mar 13 20:41
25	4	13032025.d	1.	459346-005	SMP	20 Mar 13 21:06
26	5	13032026.d	1.	459346-006	SMP	20 Mar 13 21:30
27	6	13032027.d	1.	459346-007	SMP	20 Mar 13 21:55
28	7	13032028.d	1.	459346-008	SMP	20 Mar 13 22:20

635397
~~905~~ 909579

459505:
Omega

JM 3/21/13

PL 3/22/13

GC/MS QA-QC Check Report

Tune File : H:\VOA\A228\130320\13032001.D
Tune Time : 20 Mar 2013 10:33

Daily Calibration File : H:\VOA\A228\130320\13032002.D

641202 1027840 860229

442252

File	Sample	Surrogate Recovery %				Internal Standard Responses		
13032003.D								
	BLK	96	87	97	91	654520	1038626	867437
				433357				
13032004.D								
	00459505-0	94	82	96	90	670316	1069741	898567
				441764				
13032005.D								
	00459505-0	93	82	97	99	668572	1055172	809636
				444484				
13032006.D								
	BKS	95	81	95	95	662539	1059622	887833
				457427				
13032007.D								
	BSD	93	80	97	93	679448	1071979	907458
				455587				
13032008.D								
	00459505-0	94	81	97	90	673399	1056527	895484
				446117				
13032009.D								
	459337-007	92	82	96	90	675506	1051776	884299
				432551				
13032010.D								
	459337-008	92	80	97	89	677691	1067736	899857
				437810				
13032011.D								
	459337-009	93	82	96	90	652712	1032611	865222
				429375				
13032012.D								
	459337-010	93	83	98	91	661261	1048378	880637
				433348				
13032013.D								
	459337-011	95	81	97	91	635316	1022507	849386
				425348				
13032014.D								
	459337-012	94	82	96	90	650076	1048916	881939
				426664				
13032015.D								
	459337-013	95	83	96	91	617916	995758	821615
				403771				
13032016.D								

	459337-014	95	82	96	91	646641	1045887	868599
				425965				
13032017.D								
	459337-015	94	82	96	90	646553	1039470	865865
				418631				
13032018.D								
	459337-016	94	81	95	89	622689	1011063	843320
				412821				
13032019.D								
	459337-008	96	83	98	95	625669	1006332	867329
				447002				
13032020.D								
	459337-008	95	82	97	95	649379	1033802	878936
				442718				
13032021.D								
	459346-001	94	84	97	99	668970	1052243	793082
				416176				
13032022.D								
	459346-002	93	81	95	90	644338	1028394	856552
				418243				
13032023.D								
	459346-003	95	84	96	90	624482	999454	842162
				403235				
13032024.D								
	459346-004	95	82	97	90	628456	1008868	851443
				424305				
13032025.D								
	459346-005	96	83	95	87	646907	1050402	862834
				410750				
13032026.D								
	459346-006	96	85	96	89	521637	856893	733400
				355088				
13032027.D								
	459346-007	96	87	98	91	469027	752910	636844
				307575				
13032028.D								
	459346-008	95	82	97	90	610979	990795	840919
				409887				

(fails) - fails 12hr time check * - fails criteria

Created: Fri Mar 22 08:59:12 2013 GCMS 10

Data Path : H:\VOA\A228\130320\
Data File : 13032001.D
Acq On : 20 Mar 2013 10:33
Operator : JM
Sample : BFB
Misc : TUNE CHECK
ALS Vial : 12 Sample Multiplier: 1

Integration File: RTEINT.P

Method : H:\VOA\A228\METHODS\130307.M
Title : 8260B_S
Last Update : Mon Mar 11 11:37:29 2013

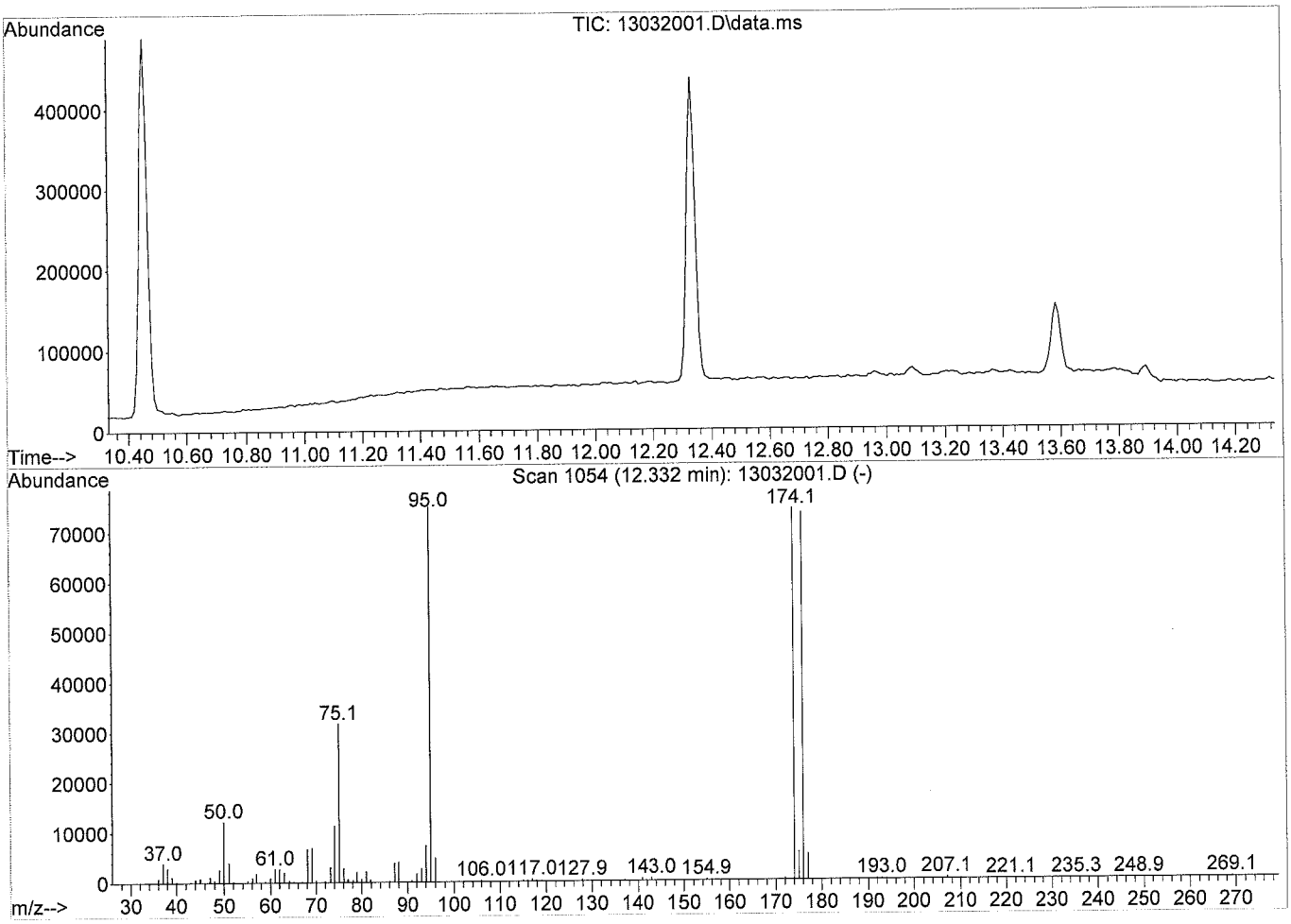

Spectrum Information: Scan 1054

Target Mass	Rel. to Mass	Lower Limit%	Upper Limit%	Rel. Abn%	Raw Abn	Result Pass/Fail
50	95	15	40	16.2	12150	PASS
75	95	30	60	42.3	31719	PASS
95	95	100	100	100.0	74903	PASS
96	95	5	9	6.4	4788	PASS
173	174	0.00	2	0.0	0	PASS
174	95	50	100	99.1	74201	PASS
175	174	5	9	7.4	5524	PASS
176	174	95	101	98.9	73355	PASS
177	176	5	9	7.0	5123	PASS

A 3/22/13

Quantitation Report (Not Reviewed)

Data Path : H:\VOA\A228\130320\
Data File : 13032002.D
Acq On : 20 Mar 2013 11:17
Operator : JM
Sample : CCV
Misc : CCV
ALS Vial : 13 Sample Multiplier: 1

Quant Time: Mar 20 11:37:30 2013
Quant Method : H:\VOA\A228\METHODS\130307.M
Quant Title : 8260B_S
QLast Update : Mon Mar 11 11:22:48 2013
Response via : Initial Calibration

Compound	R.T.	QIon	Response	Conc	Units	Dev(Min)
Internal Standards						
1) Pentafluorobenzene (IS)	8.570	168	641202	50.00	ug/L	-0.01
30) 1,4-Difluorobenzene (IS)	9.249	114	1027835	50.00	ug/L	-0.01
47) Chlorobenzene-d5 (IS)	11.515	117	860229	50.00	ug/L	0.00
68) 1,4-Dichlorobenzene-d4...	13.217	152	442252	50.00	ug/L	0.00
System Monitoring Compounds						
22) Dibromofluoromethane	8.605	113	384868	48.69	ug/L	-0.01
Spiked Amount 50.000	Range 52 - 140		Recovery = 97.38%			
45) 1,2-Dichloroethane-d4	8.923	65	427375	42.56	ug/L	-0.01
Spiked Amount 50.000	Range 54 - 133		Recovery = 85.12%			
46) Toluene-d8	10.448	98	1061484	48.30	ug/L	-0.01
Spiked Amount 50.000	Range 63 - 126		Recovery = 96.60%			
66) 4-Bromofluorobenzene	12.326	95	504386	48.27	ug/L	-0.01
Spiked Amount 50.000	Range 62 - 123		Recovery = 96.54%			
Target Compounds						Qvalue
2) Dichlorodifluoromethane	4.108	85	39809	11.56	ug/L	97
3) Chloromethane	4.452	50	106621	16.12	ug/L	97
4) Vinyl chloride	4.637	62	65084	17.74	ug/L	97
5) 1,3-Butadiene	4.699	54	27616	16.23	ug/L	97
6) Bromomethane	5.060	94	8931	20.45	ug/L #	97
7) Chloroethane	5.228	64	69741	18.00	ug/L	91
8) Trichlorofluoromethane	5.651	101	173011	16.76	ug/L	99
9) Acrolein	6.207	56	49393	83.74	ug/L	98
10) Trichlorotrifluoroethane	6.330	151	85758	17.82	ug/L	96
11) 1,1-Dichloroethene	6.365	61	186377	18.55	ug/L	98
12) Methylene chloride	6.912	84	134212	19.85	ug/L	93
13) Acrylonitrile	7.150	53	36501	18.41	ug/L	90
14) trans-1,2-Dichloroethene	7.221	61	201422	20.05	ug/L	97
15) n-Hexane	7.485	57	167649	17.74	ug/L	100
16) 1,1-Dichloroethane	7.653	63	262254	20.00	ug/L	98
17) Cyclohexane	8.746	41	325036	19.73	ug/L #	89
18) 2,2-Dichloropropane	8.217	77	212887	19.62	ug/L	99
19) cis-1,2-Dichloroethene	8.199	96	143086	19.00	ug/L	92
20) Chloroform	8.455	83	246881	19.95	ug/L	95
21) Bromochloromethane	8.429	128	71664	18.40	ug/L	89
23) 1,1,1-Trichloroethane	8.684	97	214248	17.62	ug/L	97
24) Acetone	6.392	43	89479	38.04	ug/L	97
25) 2-Butanone	8.173	43	165905	48.00	ug/L	98
26) Carbon Disulfide	6.718	76	335228	18.17	ug/L	96
27) Iodomethane	6.595	142	179017	20.12	ug/L	97
28) Vinyl acetate	7.626	43	214923	17.48	ug/L	97
29) Methyl tert-butyl ether	7.194	73	312055	17.05	ug/L	99
31) 1,1-Dichloropropene	8.817	75	181687	17.72	ug/L	97
32) Carbon tetrachloride	8.843	117	179123	17.29	ug/L	98
33) 1,2-Dichloroethane	8.984	62	196075	18.30	ug/L	98
34) Benzene	9.011	78	469687	19.93	ug/L	94
35) 2,2,4-Trimethylpentane	9.037	57	470413	19.66	ug/L	97
36) n-Heptane	9.143	57	111739	18.41	ug/L	98
37) Trichloroethene	9.513	95	135256	18.02	ug/L	97

3/22/13

Data Path : H:\VOA\A228\130320\
Data File : 13032002.D
Acq On : 20 Mar 2013 11:17
Operator : JM
Sample : CCV
Misc : CCV
ALS Vial : 13 Sample Multiplier: 1

Quant Time: Mar 20 11:37:30 2013
Quant Method : H:\VOA\A228\METHODS\130307.M
Quant Title : 8260B_S
QLast Update : Mon Mar 11 11:22:48 2013
Response via : Initial Calibration

Compound	R.T.	QIon	Response	Conc	Units	Dev(Min)
38) 1,2-Dichloropropane	9.699	63	138988	20.00	ug/L	99
39) Bromodichloromethane	9.884	83	177880	17.30	ug/L	99
40) Methyl cyclohexane	9.707	56	57060	19.74	ug/L	93
41) Dibromomethane	9.796	93	87918	17.34	ug/L	97
42) cis-1,3-Dichloropropene	10.219	75	219118	18.29	ug/L	96
43) 2-Chloroethylvinylether	10.051	63	21921	12.99	ug/L	97
44) 4-Methyl-2-pentanone	10.289	43	231578	31.15	ug/L	98
48) Toluene	10.501	92	291719	18.01	ug/L	98
49) trans-1,3-Dichloropropene	10.607	75	181785	17.62	ug/L	98
50) 1,1,2-Trichloroethane	10.766	83	93344	19.57	ug/L	93
51) 1,3-Dichloropropane	10.898	76	199251	19.95	ug/L	95
52) Tetrachloroethene	10.924	166	128121	20.07	ug/L	98
53) Dibromochloromethane	11.092	129	128793	18.14	ug/L	98
54) 1,2-Dibromoethane	11.206	107	121464	18.63	ug/L	93
55) 1-Chlorohexane	11.436	91	191363	18.56	ug/L	98
56) Chlorobenzene	11.542	112	314176	18.55	ug/L	94
57) n-Nonane	11.577	57	203082	21.34	ug/L	98
58) 1,1,1,2-Tetrachloroethane	11.568	131	119262	17.66	ug/L	99
59) Ethylbenzene	11.577	91	530577	20.32	ug/L	98
60) m,p-Xylene	11.647	106	418447	36.40	ug/L	99
61) o-Xylene	11.947	106	211393	18.52	ug/L	87
62) Styrene	11.947	104	344695	18.69	ug/L	93
63) Isopropylbenzene	12.185	105	488742	18.46	ug/L	100
64) Bromoform	12.132	173	78011	17.48	ug/L	98
65) 1,1,2,2-Tetrachloroethane	12.370	83	127945	18.43	ug/L	98
67) 2-Hexanone	10.889	43	158157	31.18	ug/L	100
69) 1,2,3-Trichloropropane	12.441	110	39983	18.67	ug/L	92
70) n-Propylbenzene	12.485	91	649957	20.58	ug/L	96
71) Bromobenzene	12.485	156	142500	18.03	ug/L	98
72) 1,3,5-Trimethylbenzene	12.582	105	448919	20.22	ug/L	98
73) 2-Chlorotoluene	12.600	91	433911	20.27	ug/L	95
74) 4-Chlorotoluene	12.670	91	406801	20.04	ug/L	97
75) tert-Butylbenzene	12.864	119	452485	20.08	ug/L	96
76) 1,2,4-Trimethylbenzene	12.882	105	454996	20.28	ug/L	97
77) sec-Butylbenzene	13.023	105	634348	18.51	ug/L	97
78) 4-Isopropyltoluene	13.102	119	502691	18.42	ug/L	99
79) 1,3-Dichlorobenzene	13.173	146	280039	20.66	ug/L	97
80) 1,4-Dichlorobenzene	13.235	146	245973	19.13	ug/L	99
81) Dicyclopentadiene	13.288	66	53228	18.50	ug/L	98
82) n-Butylbenzene	13.429	92	298242	19.86	ug/L	97
83) 1,2-Dichlorobenzene	13.561	146	252245	20.03	ug/L	96
84) 1,2-Dibromo-3-chloropr...	14.222	157	21657	16.80	ug/L	90
85) 1,2,4-Trichlorobenzene	15.060	180	165743	19.90	ug/L	99
86) Hexachlorobutadiene	15.192	190	45293	20.09	ug/L	94
87) Naphthalene	15.377	128	310452	17.99	ug/L	99
88) 1,2,3-Trichlorobenzene	15.651	180	141404	18.14	ug/L	95

(#) = qualifier out of range (m) = manual integration (+) = signals summed

Quantitation Report (Not Reviewed)

Data Path : H:\VOA\A228\130320\
Data File : 13032002.D
Acq On : 20 Mar 2013 11:17
Operator : JM
Sample : CCV
Misc : CCV
ALS Vial : 13 Sample Multiplier: 1

Quant Time: Mar 20 11:37:30 2013
Quant Method : H:\VOA\A228\METHODS\130307.M
Quant Title : 8260B_S
QLast Update : Mon Mar 11 11:22:48 2013
Response via : Initial Calibration

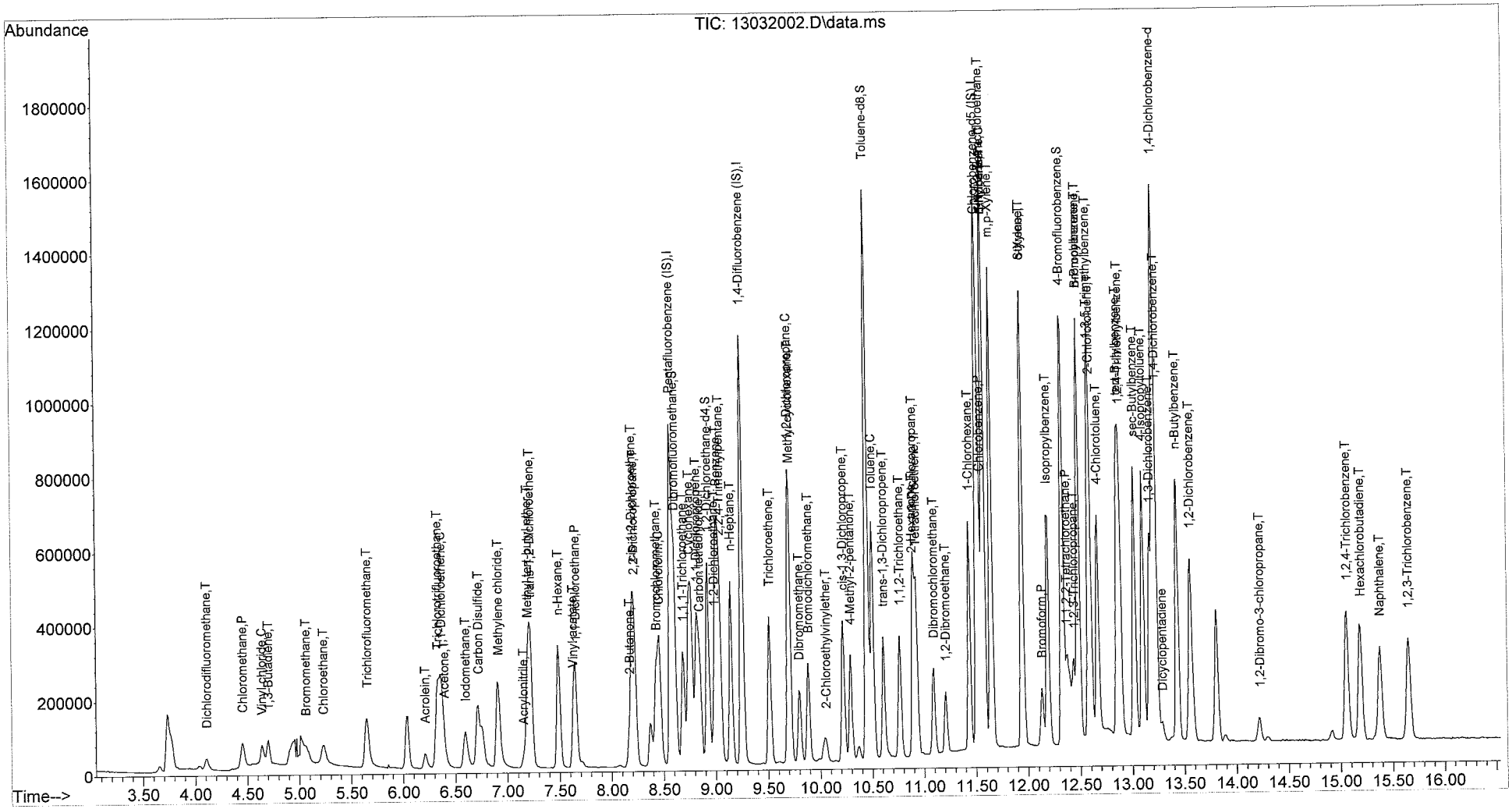

Evaluate Continuing Calibration Report

Data Path : H:\VOA\A228\130320\
Data File : 13032002.D
Acq On : 20 Mar 2013 11:17
Operator : JM
Sample : CCV
Misc : CCV
ALS Vial : 13 Sample Multiplier: 1

Quant Time: Mar 20 11:37:30 2013
Quant Method : H:\VOA\A228\METHODS\130307.M
Quant Title : 8260B_S
QLast Update : Mon Mar 11 11:22:48 2013
Response via : Initial Calibration

Min. RRF : 0.100 Min. Rel. Area : 50% Max. R.T. Dev 0.50min
Max. RRF Dev : 20% Max. Rel. Area : 200%

		Compound	AvgRF	CCRF	%Dev	Area%	Dev(min)
1	I	Pentafluorobenzene (IS)	1.000	1.000	0.0	107	-0.01
2	T	Dichlorodifluoromethane	0.268	0.155	42.2#	66	0.00
3	P	Chloromethane	0.578	0.416	28.0#	84	-0.02
4	C	Vinyl chloride	0.328	0.254	22.6#	96	-0.02
5	T	1,3-Butadiene	0.161	0.108	32.9#	87	0.00
6	T	Bromomethane	0.040	0.035#	12.5	111	0.00
7	T	Chloroethane	0.334	0.272	18.6	95	0.00
8	T	Trichlorofluoromethane	0.805	0.675	16.1	93	0.00
9	T	Acrolein	0.046	0.026#	43.5#	58	-0.01
10	T	Trichlorotrifluoroethane	0.375	0.334	10.9	99	0.00
11	C	1,1-Dichloroethene	0.881	0.727	17.5	93	-0.01
12	T	Methylene chloride	0.604	0.523	13.4	101	0.00
13	T	Acrylonitrile	0.155	0.142	8.4	98	-0.01
14	T	trans-1,2-Dichloroethene	0.887	0.785	11.5	98	-0.01
15	T	n-Hexane	0.737	0.654	11.3	96	-0.01
16	P	1,1-Dichloroethane	1.142	1.023	10.4	99	0.00
17	T	Cyclohexane	1.494	1.267	15.2	94	0.00
18	T	2,2-Dichloropropane	0.950	0.830	12.6	96	-0.01
19	T	cis-1,2-Dichloroethene	0.587	0.558	4.9	103	-0.01
20	C	Chloroform	1.085	0.963	11.2	99	-0.01
21	T	Bromochloromethane	0.304	0.279	8.2	103	0.00
22	S	Dibromofluoromethane	0.616	0.600	2.6	102	-0.01
23	T	1,1,1-Trichloroethane	0.948	0.835	11.9	97	-0.01
24	T	Acetone	0.306	0.174	43.1#	98	-0.01
25	T	2-Butanone	0.326	0.323	0.9	125	0.00
26	T	Carbon Disulfide	1.439	1.307	9.2	100	0.00
27	T	Iodomethane	0.694	0.698	-0.6	101	0.00
28	T	Vinyl acetate	0.959	0.838	12.6	91	-0.01
29	T	Methyl tert-butyl ether	1.427	1.217	14.7	94	-0.01
30	I	1,4-Difluorobenzene (IS)	1.000	1.000	0.0	106	-0.01
31	T	1,1-Dichloropropene	0.499	0.442	11.4	98	-0.01
32	T	Carbon tetrachloride	0.504	0.436	13.5	96	-0.01
33	T	1,2-Dichloroethane	0.592	0.477	19.4	91	-0.01
34	T	Benzene	1.267	1.142	9.9	101	0.00
35	T	2,2,4-Trimethylpentane	1.306	1.144	12.4	99	0.00
36	T	n-Heptane	0.295	0.272	7.8	99	-0.02
37	T	Trichloroethene	0.365	0.329	9.9	100	-0.01
38	C	1,2-Dichloropropane	0.382	0.338	11.5	99	0.00
39	T	Bromodichloromethane	0.500	0.433	13.4	96	-0.01
40	T	Methyl cyclohexane	0.165	0.139	15.8	98	0.00
41	T	Dibromomethane	0.247	0.214	13.4	96	-0.01
42	T	cis-1,3-Dichloropropene	0.583	0.533	8.6	99	-0.01
43	T	2-Chloroethylvinylether	0.092	0.053#	42.4#	75	-0.01
44	T	4-Methyl-2-pentanone	0.362	0.282	22.1#	88	-0.01
45	S	1,2-Dichloroethane-d4	0.489	0.416	14.9	93	-0.01
46	S	Toluene-d8	1.069	1.033	3.4	104	-0.01

Evaluate Continuing Calibration Report

Data Path : H:\VOA\A228\130320\
Data File : 13032002.D
Acq On : 20 Mar 2013 11:17
Operator : JM
Sample : CCV
Misc : CCV
ALS Vial : 13 Sample Multiplier: 1

Quant Time: Mar 20 11:37:30 2013
Quant Method : H:\VOA\A228\METHODS\130307.M
Quant Title : 8260B_S
QLast Update : Mon Mar 11 11:22:48 2013
Response via : Initial Calibration

Min. RRF : 0.100 Min. Rel. Area : 50% Max. R.T. Dev 0.50min
Max. RRF Dev : 20% Max. Rel. Area : 200%

		Compound	AvgRF	CCRF	%Dev	Area%	Dev(min)
47	I	Chlorobenzene-d5 (IS)	1.000	1.000	0.0	105	0.00
48	C	Toluene	0.942	0.848	10.0	102	-0.02
49	T	trans-1,3-Dichloropropene	0.600	0.528	12.0	94	-0.01
50	T	1,1,2-Trichloroethane	0.307	0.271	11.7	100	0.00
51	T	1,3-Dichloropropane	0.649	0.579	10.8	100	-0.01
52	T	Tetrachloroethene	0.406	0.372	8.4	105	-0.01
53	T	Dibromochloromethane	0.413	0.374	9.4	98	0.00
54	T	1,2-Dibromoethane	0.379	0.353	6.9	99	0.00
55	T	1-Chlorohexane	0.599	0.556	7.2	102	-0.01
56	P	Chlorobenzene	0.985	0.913	7.3	103	0.00
57	T	n-Nonane	0.675	0.590	12.6	100	-0.01
58	T	1,1,1,2-Tetrachloroethane	0.393	0.347	11.7	102	-0.02
59	C	Ethylbenzene	1.710	1.542	9.8	101	0.00
60	T	m,p-Xylene	0.668	0.608	9.0	101	-0.01
61	T	o-Xylene	0.664	0.614	7.5	104	0.00
62	T	Styrene	1.072	1.002	6.5	102	0.00
63	T	Isopropylbenzene	1.539	1.420	7.7	101	-0.01
64	P	Bromoform	0.259	0.227	12.4	99	-0.01
65	P	1,1,2,2-Tetrachloroethane	0.459	0.372	19.0	97	-0.01
66	S	4-Bromofluorobenzene	0.607	0.586	3.5	107	-0.01
67	T	2-Hexanone	0.293	0.230	21.5#	88	-0.02
68	I	1,4-Dichlorobenzene-d4 (IS)	1.000	1.000	0.0	106	0.00
69	T	1,2,3-Trichloropropane	0.276	0.226	18.1	95	0.00
70	T	n-Propylbenzene	4.064	3.674	9.6	101	0.00
71	T	Bromobenzene	0.893	0.806	9.7	104	-0.01
72	T	1,3,5-Trimethylbenzene	2.848	2.538	10.9	100	-0.01
73	T	2-Chlorotoluene	2.811	2.453	12.7	101	0.00
74	T	4-Chlorotoluene	2.572	2.300	10.6	99	0.00
75	T	tert-Butylbenzene	2.814	2.558	9.1	102	0.00
76	T	1,2,4-Trimethylbenzene	2.895	2.572	11.2	101	-0.02
77	T	sec-Butylbenzene	3.874	3.586	7.4	103	0.00
78	T	4-Isopropyltoluene	3.085	2.842	7.9	103	-0.01
79	T	1,3-Dichlorobenzene	1.690	1.583	6.3	107	-0.02
80	T	1,4-Dichlorobenzene	1.587	1.390	12.4	100	-0.01
81		Dicyclopentadiene	0.325	0.301	7.4	99	-0.01
82	T	n-Butylbenzene	1.873	1.686	10.0	100	-0.01
83	T	1,2-Dichlorobenzene	1.605	1.426	11.2	103	0.00
84	T	1,2-Dibromo-3-chloropropane	0.184	0.122	33.7#	92	0.00
85	T	1,2,4-Trichlorobenzene	1.077	0.937	13.0	97	-0.02
86	T	Hexachlorobutadiene	0.302	0.256	15.2	98	0.00
87	T	Naphthalene	2.196	1.755	20.1#	90	-0.01
88	T	1,2,3-Trichlorobenzene	0.939	0.799	14.9	94	-0.01

(#) = Out of Range SPCC's out = 0 CCC's out = 1

PS 3/22/13

ok - Vinyl chloride - linear see CC sheet JM 3/22/13

Continuing Calibration Evaluation

CCV
3/20/2013 11:17

13032002.D
GCMS 10

Name	Fit	AvgRF/Amt	CCRF/Conc	%Rec	LCL	UCL
Pentafluorobenzene (IS)	IS	596941.000	641202.000	XXXXXX	298471	1193882
Dichlorodifluoromethane	A	0.268	0.155	58	31	155
Chloromethane	L	20.000	16.117	81	47	139
Vinyl chloride	L	20.000	17.737	89	80	120
1,3-Butadiene	L	20.000	16.225	81	68	130
Bromomethane	Q	20.000	20.449	102	16	180
Chloroethane	L	20.000	17.998	90	43	155
Trichlorofluoromethane	A	0.805	0.675	84	61	135
Acrolein	A	0.046	0.039	84	70	130
Trichlorotrifluoroethane	A	0.375	0.334	89	58	147
1,1-Dichloroethene	L	20.000	18.549	93	80	120
Methylene chloride	L	20.000	19.854	99	64	133
Acrylonitrile	A	0.155	0.142	92	68	130
trans-1,2-Dichloroethene	L	20.000	20.050	100	67	131
n-Hexane	A	0.737	0.654	89	68	130
1,1-Dichloroethane	L	20.000	20.001	100	66	132
Cyclohexane	L	20.000	19.732	99	70	130
2,2-Dichloropropane	L	20.000	19.624	98	67	136
cis-1,2-Dichloroethene	A	0.587	0.558	95	68	129
Chloroform	L	20.000	19.949	100	80	120
Bromochloromethane	A	0.304	0.279	92	68	130
Dibromofluoromethane	A	0.616	0.600	97	70	130
1,1,1-Trichloroethane	A	0.948	0.835	88	70	130
Acetone	L	40.000	38.035	95	51	171
2-Butanone	L	40.000	48.004	120	63	136
Carbon Disulfide	A	1.439	1.307	91	56	138
Iodomethane	A	0.694	0.698	101	44	153
Vinyl acetate	A	0.959	0.838	87	68	130
Methyl tert-butyl ether	A	1.427	1.217	85	71	129
1,4-Difluorobenzene (IS)	IS	955870.000	1027835.000	XXXXXX	477935	1911740
1,1-Dichloropropene	A	0.499	0.442	89	74	127
Carbon tetrachloride	A	0.504	0.436	86	74	133
1,2-Dichloroethane	L	20.000	18.300	92	68	130
Benzene	L	20.000	19.934	100	68	130
2,2,4-Trimethylpentane	L	20.000	19.662	98	70	130
n-Heptane	A	0.295	0.272	92	70	130
Trichloroethene	A	0.365	0.329	90	78	123
1,2-Dichloropropane	L	20.000	20.003	100	68	130
Bromodichloromethane	A	0.500	0.433	86	76	122
Methyl cyclohexane	L	20.000	19.743	99	70	130
Dibromomethane	A	0.247	0.214	87	77	120
cis-1,3-Dichloropropene	A	0.583	0.533	91	79	121
2-Chloroethylvinylether	L	20.000	12.986	65	62	131
4-Methyl-2-pentanone	A	0.362	0.282	78	68	126
1,2-Dichloroethane-d4	A	0.489	0.416	85	70	130

3/21/13

Toluene-d8	A	1.069	1.033	97	70	130	
Chlorobenzene-d5 (IS)	IS	807325.000	860229.000	XXXXXX	403663	1614650	
Toluene	A	0.942	0.848	90	80	120	
trans-1,3-Dichloropropene	A	0.600	0.528	88	76	121	
1,1,2-Trichloroethane	L	20.000	19.573	98	71	125	
1,3-Dichloropropane	L	20.000	19.949	100	74	124	
Tetrachloroethene	L	20.000	20.065	100	71	130	
Dibromochloromethane	A	0.413	0.374	91	68	130	
1,2-Dibromoethane	A	0.379	0.353	93	77	121	
1-Chlorohexane	A	0.599	0.556	93	68	130	
Chlorobenzene	A	0.985	0.913	93	47	139	
n-Nonane	L	20.000	21.340	107	70	130	
1,1,1,2-Tetrachloroethane	A	0.393	0.347	88	79	119	
Ethylbenzene	L	20.000	20.322	102	80	120	
m,p-Xylene	A	0.668	0.608	91	79	122	
o-Xylene	A	0.664	0.614	93	79	121	
Styrene	A	1.072	1.002	93	79	121	
Isopropylbenzene	A	1.539	1.420	92	78	122	
Bromoform	A	0.259	0.227	87	75	121	
1,1,2,2-Tetrachloroethane	L	20.000	18.428	92	70	122	
4-Bromofluorobenzene	A	0.607	0.586	97	70	130	
2-Hexanone	Q	40.000	31.180	78	67	124	
1,4-Dichlorobenzene-d4 (IS)	IS	406370.000	442252.000	XXXXXX	203185	812740	
1,2,3-Trichloropropane	L	20.000	18.673	93	74	119	
n-Propylbenzene	L	20.000	20.577	103	70	121	
Bromobenzene	A	0.893	0.806	90	80	120	
1,3,5-Trimethylbenzene	L	20.000	20.218	101	80	120	
2-Chlorotoluene	L	20.000	20.272	101	78	122	
4-Chlorotoluene	L	20.000	20.039	100	77	123	
tert-Butylbenzene	L	20.000	20.083	100	80	120	
1,2,4-Trimethylbenzene	L	20.000	20.285	101	79	121	
sec-Butylbenzene	A	3.874	3.586	93	77	124	
4-Isopropyltoluene	A	3.085	2.842	92	79	120	
1,3-Dichlorobenzene	L	20.000	20.659	103	80	120	
1,4-Dichlorobenzene	L	20.000	19.130	96	80	120	
Dicyclopentadiene	A	0.325	0.301	93	80	120	
n-Butylbenzene	L	20.000	19.864	99	76	124	
1,2-Dichlorobenzene	L	20.000	20.028	100	80	120	
1,2-Dibromo-3-chloropropane	L	20.000	16.796	84	70	118	
1,2,4-Trichlorobenzene	L	20.000	19.896	99	75	125	
Hexachlorobutadiene	L	20.000	20.093	100	73	128	
Naphthalene	L	20.000	17.988	90	74	125	
1,2,3-Trichlorobenzene	Q	20.000	18.138	91	69	127	

SPCCs out = 0 CCCs out = 0

Quantitation Report (QT Reviewed)

Data Path : H:\VOA\A228\130320\
Data File : 13032003.D
Acq On : 20 Mar 2013 11:57
Operator : JM
Sample : BLK
Misc : BLK
ALS Vial : 14 Sample Multiplier: 1

Quant Time: Mar 22 08:32:58 2013
Quant Method : H:\VOA\A228\METHODS\130307.M
Quant Title : 8260B_S
QLast Update : Mon Mar 11 11:22:48 2013
Response via : Initial Calibration

Compound	R.T.	QIon	Response	Conc Units	Dev(Min)
Internal Standards					
1) Pentafluorobenzene (IS)	8.572	168	654520	50.00 ug/L	-0.01
30) 1,4-Difluorobenzene (IS)	9.251	114	1038626	50.00 ug/L	-0.01
47) Chlorobenzene-d5 (IS)	11.518	117	867437	50.00 ug/L	0.00
68) 1,4-Dichlorobenzene-d4...	13.211	152	433357	50.00 ug/L	-0.01
System Monitoring Compounds					
22) Dibromofluoromethane	8.608	113	387018	47.97 ug/L	-0.01
Spiked Amount 50.000	Range 52 - 140		Recovery =	95.94%	
45) 1,2-Dichloroethane-d4	8.925	65	439756	43.34 ug/L	-0.01
Spiked Amount 50.000	Range 54 - 133		Recovery =	86.68%	
46) Toluene-d8	10.451	98	1081389	48.69 ug/L	-0.01
Spiked Amount 50.000	Range 63 - 126		Recovery =	97.38%	
66) 4-Bromofluorobenzene	12.329	95	478178	45.39 ug/L	-0.01
Spiked Amount 50.000	Range 62 - 123		Recovery =	90.78%	
Target Compounds					Qvalue
3) Chloromethane	4.437	50	3296	Below Cal #	80
6) Bromomethane	5.063	94	627	Below Cal #	36
7) Chloroethane	5.204	64	413	Below Cal #	1
11) 1,1-Dichloroethene	6.377	61	571	Below Cal #	49
14) trans-1,2-Dichloroethene	7.232	61	503	Below Cal #	54
17) Cyclohexane	8.758	41	882	Below Cal #	47
20) Chloroform	8.467	83	827	Below Cal #	84
24) Acetone	6.394	43	13108	0.82 ug/L #	87
34) Benzene	9.005	78	980	Below Cal #	1
40) Methyl cyclohexane	9.534	56	2764	Below Cal #	1
50) 1,1,2-Trichloroethane	10.786	83	1350	Below Cal #	65
51) 1,3-Dichloropropane	10.909	76	2252	Below Cal #	49
52) Tetrachloroethene	10.927	166	683	Below Cal #	80
57) n-Nonane	11.588	57	2807	Below Cal #	85
59) Ethylbenzene	11.588	91	1758	Below Cal #	76
65) 1,1,2,2-Tetrachloroethane	12.373	83	2845	Below Cal	92
69) 1,2,3-Trichloropropane	12.452	110	1061	Below Cal #	51
70) n-Propylbenzene	12.488	91	3398	Below Cal	89
72) 1,3,5-Trimethylbenzene	12.594	105	3140	Below Cal #	68
73) 2-Chlorotoluene	12.611	91	2188	Below Cal #	89
74) 4-Chlorotoluene	12.673	91	2048	Below Cal #	91
75) tert-Butylbenzene	12.867	119	3027	Below Cal #	72
76) 1,2,4-Trimethylbenzene	12.885	105	3115	Below Cal #	83
79) 1,3-Dichlorobenzene	13.184	146	1906	Below Cal #	1
80) 1,4-Dichlorobenzene	13.237	146	2527	Below Cal #	1
82) n-Butylbenzene	13.440	92	1930	Below Cal	90
83) 1,2-Dichlorobenzene	13.564	146	2680	Below Cal #	61
85) 1,2,4-Trichlorobenzene	15.063	180	3683	Below Cal	98
86) Hexachlorobutadiene	15.186	190	862	Below Cal	84
87) Naphthalene	15.380	128	12806	0.52 ug/L	91
88) 1,2,3-Trichlorobenzene	15.653	180	4820	0.47 ug/L	87

(#) = qualifier out of range (m) = manual integration (+) = signals summed

Quantitation Report (QT Reviewed)

Data Path : H:\VOA\A228\130320\
Data File : 13032003.D
Acq On : 20 Mar 2013 11:57
Operator : JM
Sample : BLK
Misc : BLK
ALS Vial : 14 Sample Multiplier: 1

Quant Time: Mar 22 08:32:58 2013
Quant Method : H:\VOA\A228\METHODS\130307.M
Quant Title : 8260B_S
QLast Update : Mon Mar 11 11:22:48 2013
Response via : Initial Calibration

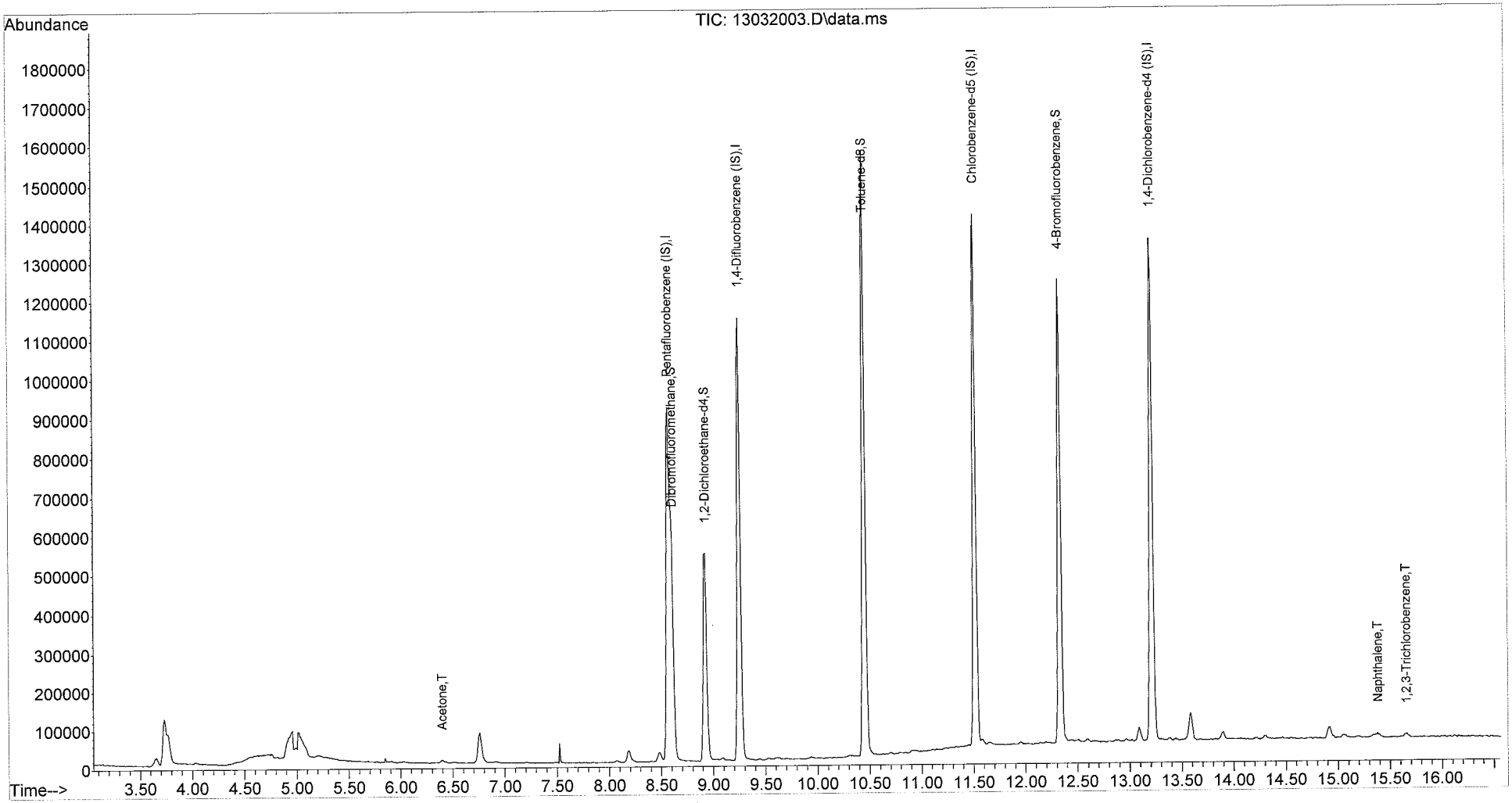

Quantitation Report (Not Reviewed)

Data Path : H:\VOA\A228\130320\
Data File : 13032006.D
Acq On : 20 Mar 2013 13:13
Operator : JM
Sample : BKS
Misc : BKS
ALS Vial : 1 Sample Multiplier: 1

Quant Time: Mar 20 15:12:51 2013
Quant Method : H:\VOA\A228\METHODS\130307.M
Quant Title : 8260B_S
QLast Update : Mon Mar 11 11:22:48 2013
Response via : Initial Calibration

Compound	R.T.	QIon	Response	Conc	Units	Dev(Min)
Internal Standards						
1) Pentafluorobenzene (IS)	8.572	168	662539	50.00	ug/L	-0.01
30) 1,4-Difluorobenzene (IS)	9.251	114	1059622	50.00	ug/L	-0.01
47) Chlorobenzene-d5 (IS)	11.517	117	887833	50.00	ug/L	0.00
68) 1,4-Dichlorobenzene-d4...	13.219	152	457427	50.00	ug/L	0.00
System Monitoring Compounds						
22) Dibromofluoromethane	8.607	113	387826	47.48	ug/L	-0.01
Spiked Amount 50.000	Range 52 - 140		Recovery = 94.96%			
45) 1,2-Dichloroethane-d4	8.925	65	419746	40.54	ug/L	-0.01
Spiked Amount 50.000	Range 54 - 133		Recovery = 81.08%			
46) Toluene-d8	10.450	98	1076641	47.52	ug/L	-0.01
Spiked Amount 50.000	Range 63 - 126		Recovery = 95.04%			
66) 4-Bromofluorobenzene	12.329	95	510300	47.32	ug/L	-0.01
Spiked Amount 50.000	Range 62 - 123		Recovery = 94.64%			
Target Compounds						Qvalue
2) Dichlorodifluoromethane	4.101	85	37627	10.58	ug/L	97
3) Chloromethane	4.454	50	102789	14.98	ug/L	96
4) Vinyl chloride	4.639	62	59746	15.76	ug/L	97
5) 1,3-Butadiene	4.701	54	25756	14.67	ug/L	99
6) Bromomethane	5.071	94	9360	20.74	ug/L #	85
7) Chloroethane	5.230	64	59553	14.79	ug/L	94
8) Trichlorofluoromethane	5.653	101	167329	15.68	ug/L	96
9) Acrolein	6.218	56	46617	76.49	ug/L	98
10) Trichlorotrifluoroethane	6.332	151	86568	17.41	ug/L	96
11) 1,1-Dichloroethene	6.368	61	186754	17.93	ug/L	96
12) Methylene chloride	6.905	84	136533	19.52	ug/L	97
13) Acrylonitrile	7.161	53	34580	16.88	ug/L	93
14) trans-1,2-Dichloroethene	7.223	61	198783	19.06	ug/L	97
15) n-Hexane	7.487	57	165247	16.93	ug/L	97
16) 1,1-Dichloroethane	7.655	63	264176	19.45	ug/L	99
17) Cyclohexane	8.748	41	316534	18.42	ug/L #	85
18) 2,2-Dichloropropane	8.219	77	211476	18.79	ug/L	98
19) cis-1,2-Dichloroethene	8.202	96	145163	18.66	ug/L	93
20) Chloroform	8.457	83	242236	18.85	ug/L	98
21) Bromochloromethane	8.431	128	72871	18.11	ug/L	86
23) 1,1,1-Trichloroethane	8.687	97	210661	16.77	ug/L	98
24) Acetone	6.394	43	82326	33.27	ug/L	96
25) 2-Butanone	8.175	43	159282	44.44	ug/L	99
26) Carbon Disulfide	6.720	76	334153	17.53	ug/L	94
27) Iodomethane	6.597	142	196013	21.32	ug/L	97
28) Vinyl acetate	7.629	43	206422	16.25	ug/L	99
29) Methyl tert-butyl ether	7.196	73	302287	15.98	ug/L	98
31) 1,1-Dichloropropene	8.819	75	182277	17.24	ug/L	96
32) Carbon tetrachloride	8.845	117	180362	16.89	ug/L	97
33) 1,2-Dichloroethane	8.987	62	193238	17.40	ug/L	98
34) Benzene	9.013	78	476816	19.61	ug/L	94
35) 2,2,4-Trimethylpentane	9.039	57	469322	18.97	ug/L	97
36) n-Heptane	9.145	57	109685	17.53	ug/L	95
37) Trichloroethene	9.516	95	138716	17.92	ug/L	96

3/22/13

Quantitation Report (Not Reviewed)

Data Path : H:\VOA\A228\130320\
Data File : 13032006.D
Acq On : 20 Mar 2013 13:13
Operator : JM
Sample : BKS
Misc : BKS
ALS Vial : 1 Sample Multiplier: 1

Quant Time: Mar 20 15:12:51 2013
Quant Method : H:\VOA\A228\METHODS\130307.M
Quant Title : 8260B_S
QLast Update : Mon Mar 11 11:22:48 2013
Response via : Initial Calibration

Compound	R.T.	QIon	Response	Conc	Units	Dev(Min)
38) 1,2-Dichloropropane	9.692	63	142642	19.90	ug/L	96
39) Bromodichloromethane	9.886	83	177347	16.73	ug/L	99
40) Methyl cyclohexane	9.710	56	57264	19.16	ug/L	93
41) Dibromomethane	9.798	93	89173	17.06	ug/L	96
42) cis-1,3-Dichloropropene	10.221	75	219012	17.73	ug/L	94
43) 2-Chloroethylvinylether	10.054	63	21902	12.61	ug/L	95
44) 4-Methyl-2-pentanone	10.292	43	223585	29.17	ug/L	96
48) Toluene	10.503	92	302495	18.09	ug/L	99
49) trans-1,3-Dichloropropene	10.609	75	180915	16.99	ug/L	95
50) 1,1,2-Trichloroethane	10.768	83	92511	18.74	ug/L	95
51) 1,3-Dichloropropane	10.900	76	196304	18.98	ug/L	94
52) Tetrachloroethene	10.927	166	131083	19.89	ug/L	98
53) Dibromochloromethane	11.094	129	129722	17.71	ug/L	100
54) 1,2-Dibromoethane	11.209	107	120864	17.97	ug/L	98
55) 1-Chlorohexane	11.438	91	194697	18.29	ug/L	95
56) Chlorobenzene	11.535	112	322684	18.46	ug/L	97
57) n-Nonane	11.579	57	212721	21.70	ug/L	96
58) 1,1,1,2-Tetrachloroethane	11.570	131	121958	17.50	ug/L	99
59) Ethylbenzene	11.579	91	544305	20.19	ug/L	97
60) m,p-Xylene	11.650	106	435870	36.74	ug/L	99
61) o-Xylene	11.949	106	217345	18.45	ug/L	87
62) Styrene	11.949	104	356739	18.74	ug/L	93
63) Isopropylbenzene	12.196	105	501038	18.34	ug/L	97
64) Bromoform	12.135	173	79614	17.28	ug/L	96
65) 1,1,2,2-Tetrachloroethane	12.373	83	125371	17.44	ug/L	97
67) 2-Hexanone	10.891	43	151233	28.89	ug/L	99
69) 1,2,3-Trichloropropane	12.443	110	39217	17.64	ug/L	95
70) n-Propylbenzene	12.487	91	668390	20.45	ug/L	95
71) Bromobenzene	12.487	156	147350	18.03	ug/L	97
72) 1,3,5-Trimethylbenzene	12.584	105	461945	20.11	ug/L	98
73) 2-Chlorotoluene	12.602	91	443751	20.02	ug/L	94
74) 4-Chlorotoluene	12.673	91	416213	19.80	ug/L	95
75) tert-Butylbenzene	12.867	119	467845	20.08	ug/L	95
76) 1,2,4-Trimethylbenzene	12.884	105	466492	20.09	ug/L	95
77) sec-Butylbenzene	13.025	105	646940	18.25	ug/L	97
78) 4-Isopropyltoluene	13.105	119	514146	18.22	ug/L	98
79) 1,3-Dichlorobenzene	13.175	146	278650	19.86	ug/L	97
80) 1,4-Dichlorobenzene	13.237	146	265251	19.98	ug/L	99
81) Dicyclopentadiene	13.290	66	55005	18.49	ug/L	98
82) n-Butylbenzene	13.431	92	307279	19.78	ug/L	96
83) 1,2-Dichlorobenzene	13.563	146	259147	19.89	ug/L	95
84) 1,2-Dibromo-3-chloropr...	14.225	157	19862	14.92	ug/L	88
85) 1,2,4-Trichlorobenzene	15.062	180	168945	19.59	ug/L	96
86) Hexachlorobutadiene	15.186	190	45521	19.49	ug/L	97
87) Naphthalene	15.380	128	310786	17.40	ug/L	99
88) 1,2,3-Trichlorobenzene	15.653	180	144153	17.86	ug/L	97

(#) = qualifier out of range (m) = manual integration (+) = signals summed

Quantitation Report (Not Reviewed)

Data Path : H:\VOA\A228\130320\
Data File : 13032006.D
Acq On : 20 Mar 2013 13:13
Operator : JM
Sample : BKS
Misc : BKS
ALS Vial : 1 Sample Multiplier: 1

Quant Time: Mar 20 15:12:51 2013
Quant Method : H:\VOA\A228\METHODS\130307.M
Quant Title : 8260B_S
QLast Update : Mon Mar 11 11:22:48 2013
Response via : Initial Calibration

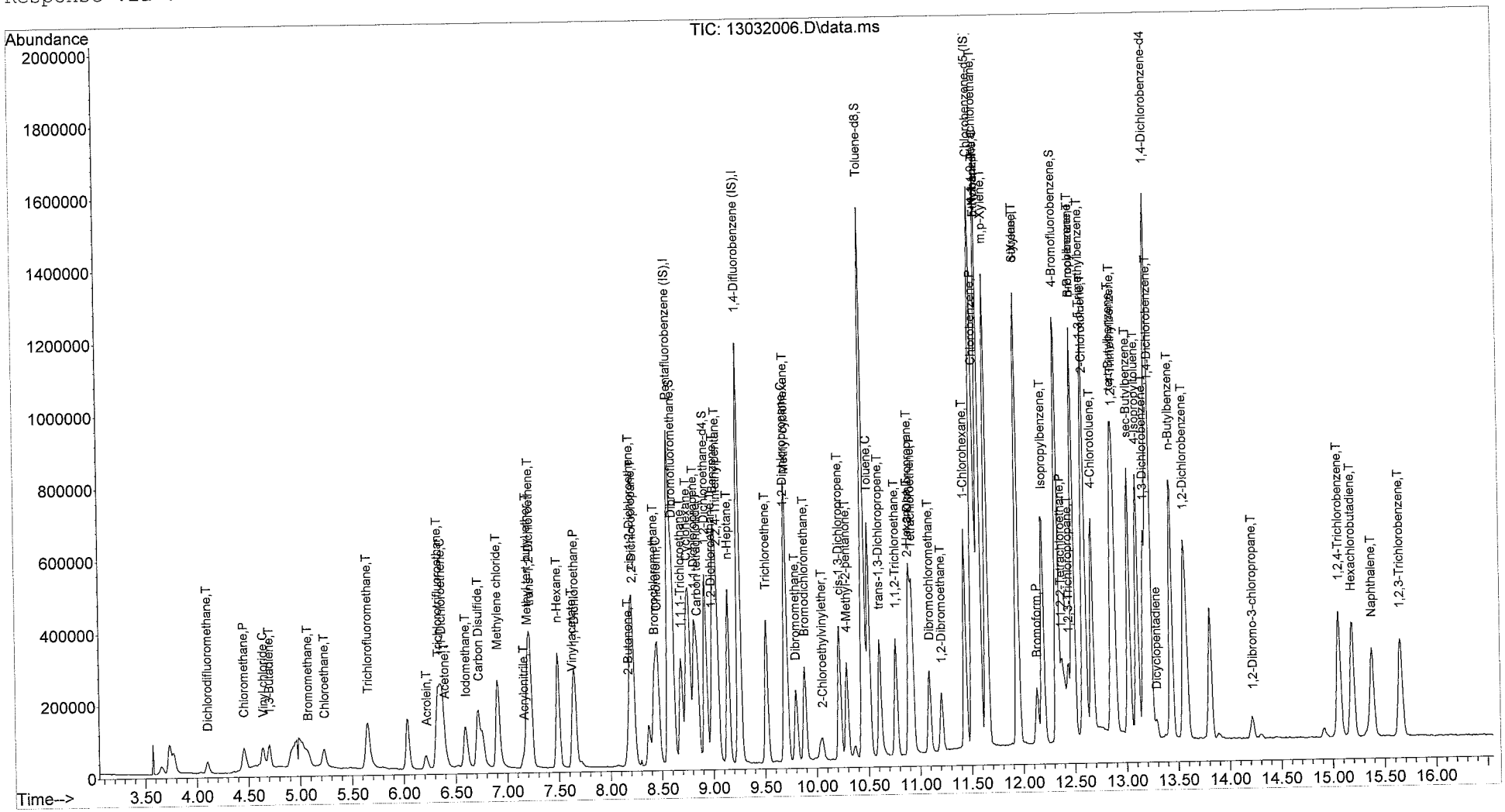

Quantitation Report (Not Reviewed)

Data Path : H:\VOA\A228\130320\
Data File : 13032007.D
Acq On : 20 Mar 2013 13:38
Operator : JM
Sample : BSD
Misc : BSD
ALS Vial : 2 Sample Multiplier: 1

Quant Time: Mar 20 15:13:00 2013
Quant Method : H:\VOA\A228\METHODS\130307.M
Quant Title : 8260B_S
QLast Update : Mon Mar 11 11:22:48 2013
Response via : Initial Calibration

Compound	R.T.	QIon	Response	Conc	Units		Dev(Min)
Internal Standards							
1) Pentafluorobenzene (IS)	8.570	168	679448	50.00	ug/L		-0.01
30) 1,4-Difluorobenzene (IS)	9.249	114	1071979	50.00	ug/L		-0.01
47) Chlorobenzene-d5 (IS)	11.515	117	907458	50.00	ug/L		0.00
68) 1,4-Dichlorobenzene-d4...	13.217	152	455587	50.00	ug/L		0.00
System Monitoring Compounds							
22) Dibromofluoromethane	8.605	113	388113	46.34	ug/L		-0.01
Spiked Amount 50.000	Range 52 - 140		Recovery = 92.68%				
45) 1,2-Dichloroethane-d4	8.923	65	419908	40.09	ug/L		-0.01
Spiked Amount 50.000	Range 54 - 133		Recovery = 80.18%				
46) Toluene-d8	10.448	98	1109709	48.41	ug/L		-0.01
Spiked Amount 50.000	Range 63 - 126		Recovery = 96.82%				
66) 4-Bromofluorobenzene	12.335	95	509970	46.27	ug/L		0.00
Spiked Amount 50.000	Range 62 - 123		Recovery = 92.54%				
Target Compounds							Qvalue
2) Dichlorodifluoromethane	4.099	85	35571	9.75	ug/L		95
3) Chloromethane	4.461	50	111075	15.83	ug/L		98
4) Vinyl chloride	4.637	62	62582	16.10	ug/L		98
5) 1,3-Butadiene	4.699	54	27224	15.12	ug/L		92
6) Bromomethane	5.078	94	12999	27.79	ug/L	#	90
7) Chloroethane	5.237	64	71836	17.48	ug/L		94
8) Trichlorofluoromethane	5.660	101	163785	14.97	ug/L		99
9) Acrolein	6.216	56	49295	78.87	ug/L		92
10) Trichlorotrifluoroethane	6.339	151	86819	17.02	ug/L		89
11) 1,1-Dichloroethene	6.374	61	185736	17.33	ug/L		96
12) Methylene chloride	6.912	84	137318	19.12	ug/L		91
13) Acrylonitrile	7.159	53	34684	16.51	ug/L		99
14) trans-1,2-Dichloroethene	7.230	61	195349	18.18	ug/L		94
15) n-Hexane	7.494	57	163622	16.34	ug/L		97
16) 1,1-Dichloroethane	7.653	63	258018	18.44	ug/L		98
17) Cyclohexane	8.746	41	309475	17.42	ug/L	#	93
18) 2,2-Dichloropropane	8.226	77	207495	17.89	ug/L		97
19) cis-1,2-Dichloroethene	8.200	96	143607	18.00	ug/L		90
20) Chloroform	8.464	83	243629	18.45	ug/L		94
21) Bromochloromethane	8.429	128	74180	17.97	ug/L		86
23) 1,1,1-Trichloroethane	8.694	97	205462	15.95	ug/L		97
24) Acetone	6.392	43	79672	31.10	ug/L		96
25) 2-Butanone	8.173	43	161573	43.93	ug/L		98
26) Carbon Disulfide	6.718	76	334096	17.09	ug/L		94
27) Iodomethane	6.595	142	169319	17.95	ug/L		97
28) Vinyl acetate	7.635	43	200834	15.42	ug/L		97
29) Methyl tert-butyl ether	7.203	73	302323	15.59	ug/L		96
31) 1,1-Dichloropropene	8.817	75	184413	17.24	ug/L		96
32) Carbon tetrachloride	8.852	117	178520	16.53	ug/L		97
33) 1,2-Dichloroethane	8.993	62	191210	16.97	ug/L		99
34) Benzene	9.011	78	476013	19.34	ug/L		95
35) 2,2,4-Trimethylpentane	9.037	57	463279	18.47	ug/L		95
36) n-Heptane	9.143	57	112023	17.70	ug/L		95
37) Trichloroethene	9.514	95	137191	17.52	ug/L		96

3/22/13

Data Path : H:\VOA\A228\130320\
Data File : 13032007.D
Acq On : 20 Mar 2013 13:38
Operator : JM
Sample : BSD
Misc : BSD
ALS Vial : 2 Sample Multiplier: 1

Quant Time: Mar 20 15:13:00 2013
Quant Method : H:\VOA\A228\METHODS\130307.M
Quant Title : 8260B_S
QLast Update : Mon Mar 11 11:22:48 2013
Response via : Initial Calibration

Compound	R.T.	QIon	Response	Conc Units	Dev(Min)
38) 1,2-Dichloropropane	9.699	63	138400	19.01 ug/L	97
39) Bromodichloromethane	9.884	83	178162	16.61 ug/L	97
40) Methyl cyclohexane	9.708	56	57359	18.94 ug/L	94
41) Dibromomethane	9.805	93	89497	16.93 ug/L	89
42) cis-1,3-Dichloropropene	10.219	75	222000	17.77 ug/L	95
43) 2-Chloroethylvinylether	10.060	63	18934	10.90 ug/L	91
44) 4-Methyl-2-pentanone	10.290	43	226503	29.21 ug/L	96
48) Toluene	10.501	92	303152	17.74 ug/L	99
49) trans-1,3-Dichloropropene	10.607	75	183822	16.89 ug/L	93
50) 1,1,2-Trichloroethane	10.766	83	95519	18.94 ug/L	99
51) 1,3-Dichloropropane	10.898	76	198820	18.79 ug/L	94
52) Tetrachloroethene	10.933	166	134409	19.95 ug/L	95
53) Dibromochloromethane	11.092	129	131874	17.61 ug/L	99
54) 1,2-Dibromoethane	11.207	107	123661	17.98 ug/L	97
55) 1-Chlorohexane	11.436	91	196175	18.03 ug/L	97
56) Chlorobenzene	11.542	112	325598	18.22 ug/L	93
57) n-Nonane	11.577	57	209884	20.85 ug/L	97
58) 1,1,1,2-Tetrachloroethane	11.577	131	121695	17.08 ug/L	97
59) Ethylbenzene	11.577	91	548435	19.88 ug/L	97
60) m,p-Xylene	11.648	106	436661	36.01 ug/L	100
61) o-Xylene	11.947	106	215754	17.91 ug/L	88
62) Styrene	11.947	104	355999	18.30 ug/L	94
63) Isopropylbenzene	12.194	105	502776	18.00 ug/L	97
64) Bromoform	12.133	173	78749	16.73 ug/L	99
65) 1,1,2,2-Tetrachloroethane	12.380	83	127054	17.28 ug/L	98
67) 2-Hexanone	10.889	43	151433	28.30 ug/L	99
69) 1,2,3-Trichloropropane	12.441	110	40064	18.13 ug/L	94
70) n-Propylbenzene	12.485	91	663710	20.38 ug/L	95
71) Bromobenzene	12.485	156	147774	18.15 ug/L	98
72) 1,3,5-Trimethylbenzene	12.582	105	454508	19.84 ug/L	98
73) 2-Chlorotoluene	12.600	91	437971	19.82 ug/L	95
74) 4-Chlorotoluene	12.671	91	421842	20.18 ug/L	95
75) tert-Butylbenzene	12.865	119	469843	20.25 ug/L	95
76) 1,2,4-Trimethylbenzene	12.882	105	461386	19.94 ug/L	93
77) sec-Butylbenzene	13.023	105	644459	18.26 ug/L	97
78) 4-Isopropyltoluene	13.103	119	507748	18.06 ug/L	98
79) 1,3-Dichlorobenzene	13.173	146	286155	20.49 ug/L	98
80) 1,4-Dichlorobenzene	13.235	146	260691	19.70 ug/L	99
81) Dicyclopentadiene	13.288	66	52808	17.82 ug/L	99
82) n-Butylbenzene	13.438	92	302200	19.52 ug/L	96
83) 1,2-Dichlorobenzene	13.561	146	260043	20.04 ug/L	94
84) 1,2-Dibromo-3-chloropr...	14.223	157	21124	15.92 ug/L	92
85) 1,2,4-Trichlorobenzene	15.060	180	170577	19.88 ug/L	94
86) Hexachlorobutadiene	15.193	190	44892	19.28 ug/L	90
87) Naphthalene	15.378	128	298462	16.77 ug/L	99
88) 1,2,3-Trichlorobenzene	15.651	180	142682	17.74 ug/L	98

(#) = qualifier out of range (m) = manual integration (+) = signals summed

Quantitation Report (Not Reviewed)

Data Path : H:\VOA\A228\130320\
Data File : 13032007.D
Acq On : 20 Mar 2013 13:38
Operator : JM
Sample : BSD
Misc : BSD
ALS Vial : 2 Sample Multiplier: 1

Quant Time: Mar 20 15:13:00 2013
Quant Method : H:\VOA\A228\METHODS\130307.M
Quant Title : 8260B_S
QLast Update : Mon Mar 11 11:22:48 2013
Response via : Initial Calibration

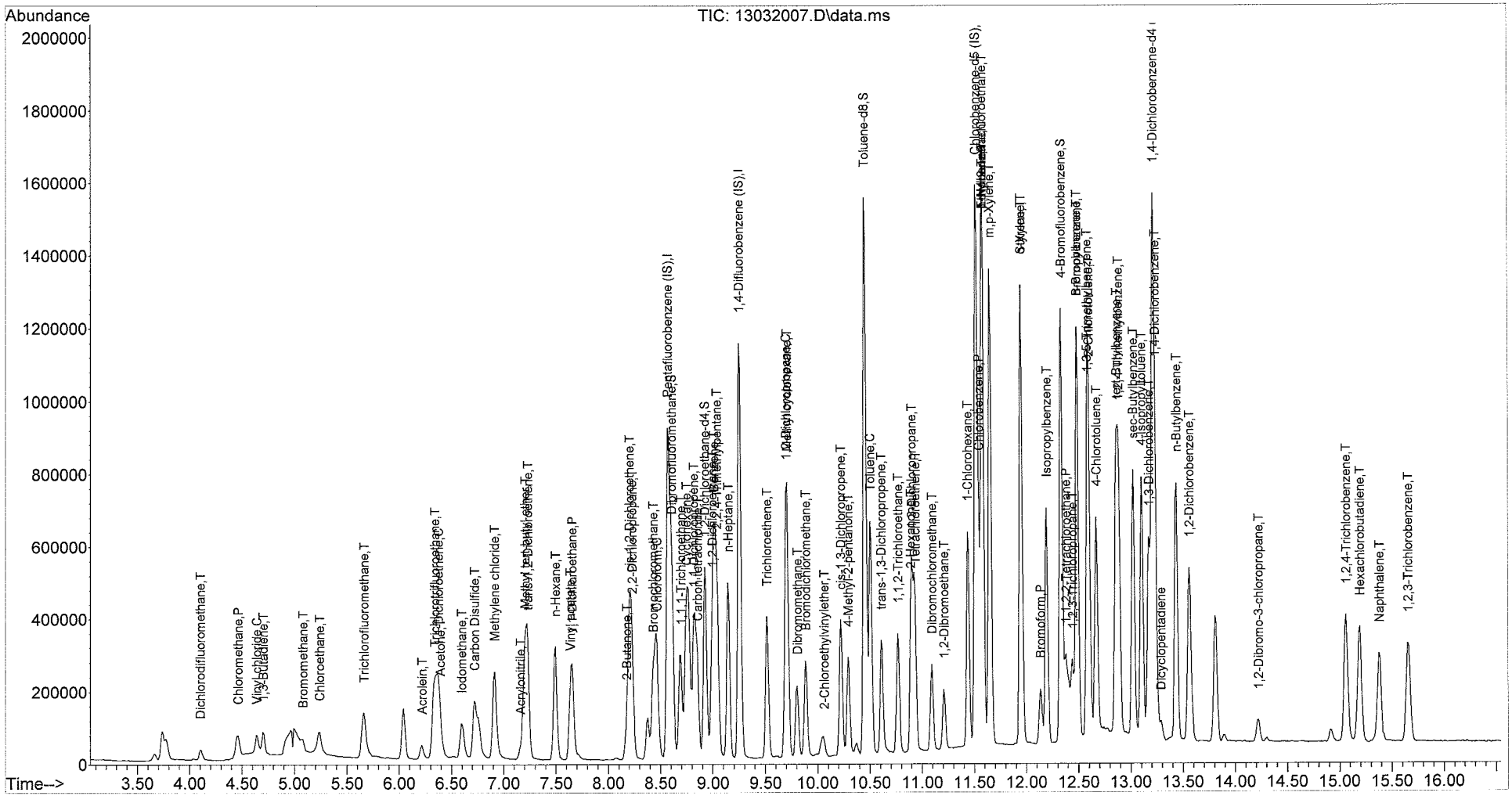

Quantitation Report (QT Reviewed)

Data Path : H:\VOA\A228\130320\
Data File : 13032008.D
Acq On : 20 Mar 2013 14:02
Operator : JM
Sample : 00459505-01A DUP
Misc : DUP
ALS Vial : 3 Sample Multiplier: 1

Quant Time: Mar 22 08:38:11 2013
Quant Method : H:\VOA\A228\METHODS\130307.M
Quant Title : 8260B_S
QLast Update : Mon Mar 11 11:22:48 2013
Response via : Initial Calibration

Compound	R.T.	QIon	Response	Conc	Units		Dev(Min)
Internal Standards							
1) Pentafluorobenzene (IS)	8.574	168	673399	50.00	ug/L		0.00
30) 1,4-Difluorobenzene (IS)	9.253	114	1056527	50.00	ug/L		0.00
47) Chlorobenzene-d5 (IS)	11.520	117	895484	50.00	ug/L		0.00
68) 1,4-Dichlorobenzene-d4...	13.213	152	446117	50.00	ug/L		-0.01
System Monitoring Compounds							
22) Dibromofluoromethane	8.610	113	390348	47.02	ug/L		-0.01
Spiked Amount 50.000	Range 52 - 140		Recovery = 94.04%				
45) 1,2-Dichloroethane-d4	8.927	65	415560	40.26	ug/L		0.00
Spiked Amount 50.000	Range 54 - 133		Recovery = 80.52%				
46) Toluene-d8	10.453	98	1095392	48.49	ug/L		-0.01
Spiked Amount 50.000	Range 63 - 126		Recovery = 96.98%				
66) 4-Bromofluorobenzene	12.331	95	489423	45.00	ug/L		-0.01
Spiked Amount 50.000	Range 62 - 123		Recovery = 90.00%				
Target Compounds							Qvalue
3) Chloromethane	4.448	50	1962	Below Cal			80
6) Bromomethane	5.056	94	274	Below Cal		#	34
7) Chloroethane	5.100	64	298	Below Cal		#	1
14) trans-1,2-Dichloroethene	7.225	61	479	Below Cal		#	49
15) n-Hexane	7.490	57	128302	12.93	ug/L		100 NK
16) 1,1-Dichloroethane	7.825	63	977	Below Cal		#	86
17) Cyclohexane	8.742	41	96419	3.38	ug/L	#	90 CM
18) 2,2-Dichloropropane	8.151	77	2033	Below Cal		#	15
20) Chloroform	8.451	83	3698	Below Cal		#	45
24) Acetone	6.388	43	32072	9.42	ug/L	#	75 CM
33) 1,2-Dichloroethane	8.998	62	1385	Below Cal		#	64
34) Benzene	9.015	78	24482	Below Cal			93
39) Bromodichloromethane	9.844	83	6735	0.64	ug/L	# FP	29
40) Methyl cyclohexane	9.712	56	61977	21.00	ug/L		92 NK
48) Toluene	10.506	92	9913	0.59	ug/L	#	91 CM
50) 1,1,2-Trichloroethane	10.805	83	5958	Below Cal		#	1
51) 1,3-Dichloropropane	10.920	76	2749	Below Cal		#	1
52) Tetrachloroethene	10.929	166	670	Below Cal			80
57) n-Nonane	11.581	57	39329	1.67	ug/L	#	91 CM
59) Ethylbenzene	11.581	91	36364	Below Cal			97
60) m,p-Xylene	11.652	106	38062	3.18	ug/L		95
61) o-Xylene	11.952	106	13138	1.11	ug/L	#	81
65) 1,1,2,2-Tetrachloroethane	12.384	83	2998	Below Cal		#	72
69) 1,2,3-Trichloropropane	12.437	110	2114	Below Cal		#	81
70) n-Propylbenzene	12.490	91	14331	Below Cal			94
72) 1,3,5-Trimethylbenzene	12.543	105	62288	1.29	ug/L	#	71
73) 2-Chlorotoluene	12.596	91	4815	Below Cal		#	71
74) 4-Chlorotoluene	12.675	91	2228	Below Cal		#	88
75) tert-Butylbenzene	12.887	119	7742	Below Cal		#	78
79) 1,3-Dichlorobenzene	13.178	146	2276	Below Cal		#	40
80) 1,4-Dichlorobenzene	13.239	146	2269	Below Cal		#	1
82) n-Butylbenzene	13.442	92	3108	Below Cal			69
83) 1,2-Dichlorobenzene	13.557	146	3250	Below Cal		#	73
85) 1,2,4-Trichlorobenzene	15.056	180	3926	Below Cal			91

Quantitation Report (QT Reviewed)

Data Path : H:\VOA\A228\130320\
Data File : 13032008.D
Acq On : 20 Mar 2013 14:02
Operator : JM
Sample : 00459505-01A DUP
Misc : DUP
ALS Vial : 3 Sample Multiplier: 1

Quant Time: Mar 22 08:38:11 2013
Quant Method : H:\VOA\A228\METHODS\130307.M
Quant Title : 8260B_S
QLast Update : Mon Mar 11 11:22:48 2013
Response via : Initial Calibration

Compound	R.T.	QIon	Response	Conc Units	Dev(Min)
86) Hexachlorobutadiene	15.197	190	881	Below Cal #	82
87) Naphthalene	15.391	128	14158	0.57 ug/L	99
88) 1,2,3-Trichlorobenzene	15.655	180	4999	0.48 ug/L	89

cm I

(#) = qualifier out of range (m) = manual integration (+) = signals summed

Quantitation Report (QT Reviewed)

Data Path : H:\VOA\A228\130320\
Data File : 13032008.D
Acq On : 20 Mar 2013 14:02
Operator : JM
Sample : 00459505-01A DUP
Misc : DUP
ALS Vial : 3 Sample Multiplier: 1

Quant Time: Mar 22 08:38:11 2013
Quant Method : H:\VOA\A228\METHODS\130307.M
Quant Title : 8260B_S
QLast Update : Mon Mar 11 11:22:48 2013
Response via : Initial Calibration

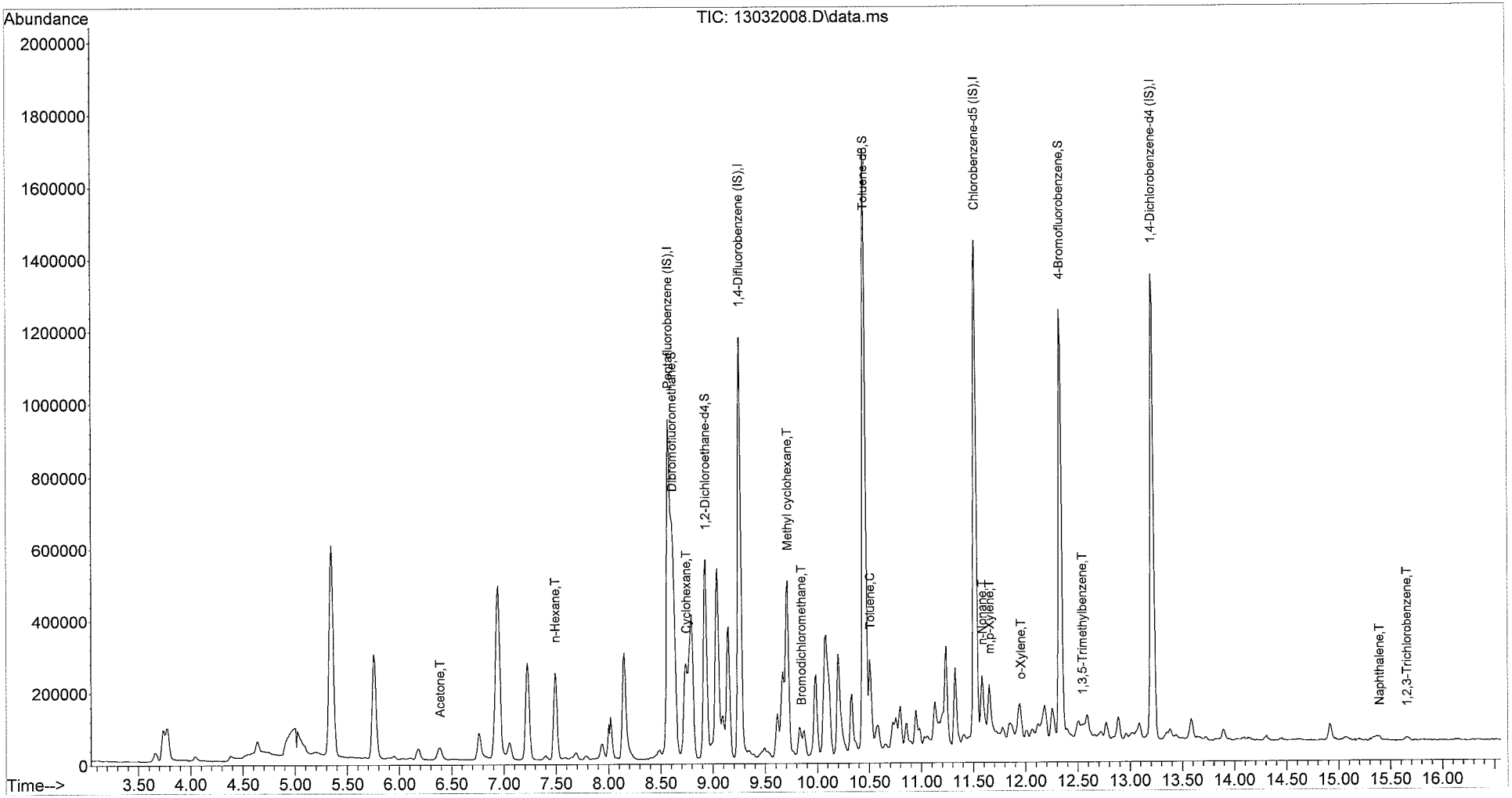

Quantitation Report (QT Reviewed)

Data Path : H:\VOA\A228\130320\
Data File : 13032010.D
Acq On : 20 Mar 2013 14:52
Operator : JM
Sample : 459337-008
Misc : SMP
ALS Vial : 5 Sample Multiplier: 1

Quant Time: Mar 22 08:40:51 2013
Quant Method : H:\VOA\A228\METHODS\130307.M
Quant Title : 8260B_S
QLast Update : Mon Mar 11 11:22:48 2013
Response via : Initial Calibration

Compound	R.T.	QIon	Response	Conc	Units	Dev(Min)
Internal Standards						
1) Pentafluorobenzene (IS)	8.579	168	677691	50.00	ug/L	0.00
30) 1,4-Difluorobenzene (IS)	9.258	114	1067736	50.00	ug/L	0.00
47) Chlorobenzene-d5 (IS)	11.524	117	899857	50.00	ug/L	0.00
68) 1,4-Dichlorobenzene-d4...	13.217	152	437810	50.00	ug/L	0.00
System Monitoring Compounds						
22) Dibromofluoromethane	8.614	113	384192	45.99	ug/L	0.00
Spiked Amount 50.000	Range 52 - 140		Recovery =	91.98%		
45) 1,2-Dichloroethane-d4	8.931	65	417914	40.06	ug/L	0.00
Spiked Amount 50.000	Range 54 - 133		Recovery =	80.12%		
46) Toluene-d8	10.457	98	1101747	48.25	ug/L	0.00
Spiked Amount 50.000	Range 63 - 126		Recovery =	96.50%		
66) 4-Bromofluorobenzene	12.335	95	487426	44.60	ug/L	0.00
Spiked Amount 50.000	Range 62 - 123		Recovery =	89.20%		
Target Compounds						Qvalue
2) Dichlorodifluoromethane	4.117	85	3885	1.07	ug/L #	1
3) Chloromethane	4.461	50	2088	Below Cal	#	87
6) Bromomethane	5.095	94	562	Below Cal	#	28
11) 1,1-Dichloroethene	6.427	61	740	Below Cal		88
14) trans-1,2-Dichloroethene	7.238	61	325	Below Cal	#	1
16) 1,1-Dichloroethane	7.653	63	1484	Below Cal	#	80
17) Cyclohexane	8.773	41	8736	Below Cal	#	74
18) 2,2-Dichloropropane	8.129	77	866	Below Cal	#	79
20) Chloroform	8.464	83	8203	Below Cal		92
24) Acetone	6.401	43	56498	20.54	ug/L	93
37) Trichloroethene	9.522	95	6589	0.84	ug/L	96
40) Methyl cyclohexane	9.540	56	2225	Below Cal	#	1
50) 1,1,2-Trichloroethane	10.783	83	124	Below Cal	#	46
52) Tetrachloroethene	10.933	166	5096	0.41	ug/L	91
57) n-Nonane	11.586	57	637	Below Cal	#	47
59) Ethylbenzene	11.586	91	640	Below Cal	#	78
65) 1,1,2,2-Tetrachloroethane	12.397	83	129	Below Cal	#	42
69) 1,2,3-Trichloropropane	12.335	110	769	Below Cal	#	1
70) n-Propylbenzene	12.494	91	1054	Below Cal	#	13
72) 1,3,5-Trimethylbenzene	12.353	105	1267	Below Cal	#	1
73) 2-Chlorotoluene	12.494	91	1054	Below Cal	#	34
74) 4-Chlorotoluene	12.494	91	1054	Below Cal	#	30
75) tert-Butylbenzene	12.864	119	376	Below Cal	#	68
76) 1,2,4-Trimethylbenzene	12.900	105	668	Below Cal	#	52
79) 1,3-Dichlorobenzene	13.182	146	459	Below Cal	#	1
80) 1,4-Dichlorobenzene	13.243	146	566	Below Cal	#	1
82) n-Butylbenzene	13.437	92	297	Below Cal	#	55
83) 1,2-Dichlorobenzene	13.570	146	629	Below Cal	#	1
85) 1,2,4-Trichlorobenzene	15.078	180	311	Below Cal	#	77
86) Hexachlorobutadiene	15.192	190	167	Below Cal	#	59
88) 1,2,3-Trichlorobenzene	15.651	180	353	Below Cal	#	45

(#) = qualifier out of range (m) = manual integration (+) = signals summed

3/22/13

Quantitation Report (QT Reviewed)

Data Path : H:\VOA\A228\130320\
Data File : 13032010.D
Acq On : 20 Mar 2013 14:52
Operator : JM
Sample : 459337-008
Misc : SMP
ALS Vial : 5 Sample Multiplier: 1

Quant Time: Mar 22 08:40:51 2013
Quant Method : H:\VOA\A228\METHODS\130307.M
Quant Title : 8260B_S
QLast Update : Mon Mar 11 11:22:48 2013
Response via : Initial Calibration

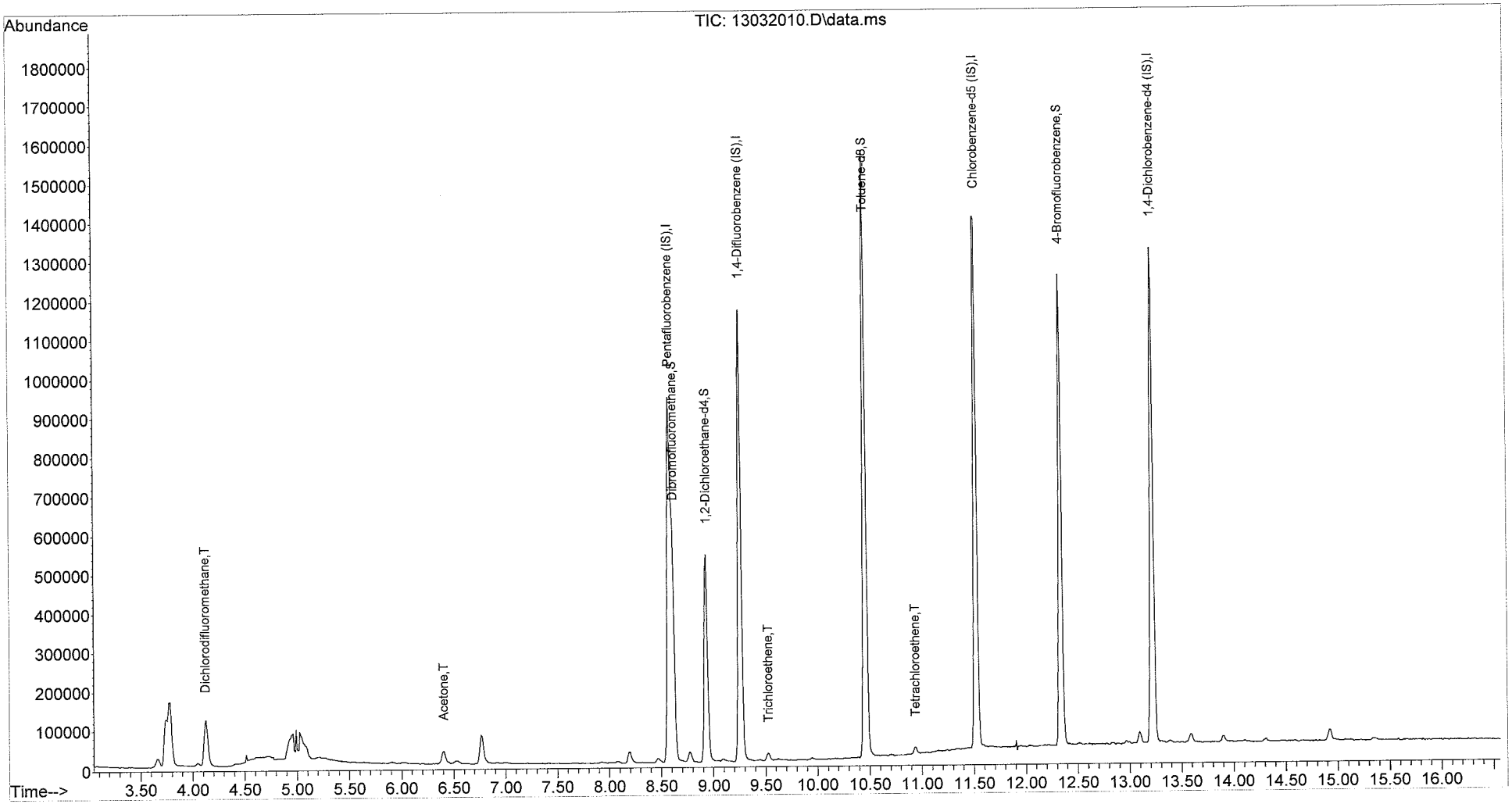

Quantitation Report (Not Reviewed)

Data Path : H:\VOA\A228\130320\
Data File : 13032019.D
Acq On : 20 Mar 2013 18:36
Operator : JM
Sample : 459337-008 S
Misc : MS
ALS Vial : 14 Sample Multiplier: 1

Quant Time: Mar 22 08:42:03 2013
Quant Method : H:\VOA\A228\METHODS\130307.M
Quant Title : 8260B_S
QLast Update : Mon Mar 11 11:22:48 2013
Response via : Initial Calibration

Compound	R.T.	QIon	Response	Conc	Units		Dev(Min)
Internal Standards							
1) Pentafluorobenzene (IS)	8.579	168	625669	50.00	ug/L		0.00
30) 1,4-Difluorobenzene (IS)	9.258	114	1006332	50.00	ug/L		0.00
47) Chlorobenzene-d5 (IS)	11.524	117	867329	50.00	ug/L		0.00
68) 1,4-Dichlorobenzene-d4...	13.226	152	447002	50.00	ug/L		0.00
System Monitoring Compounds							
22) Dibromofluoromethane	8.614	113	370649	48.06	ug/L		0.00
Spiked Amount 50.000	Range 52 - 140		Recovery = 96.12%				
45) 1,2-Dichloroethane-d4	8.932	65	406853	41.38	ug/L		0.00
Spiked Amount 50.000	Range 54 - 133		Recovery = 82.76%				
46) Toluene-d8	10.457	98	1051561	48.87	ug/L		0.00
Spiked Amount 50.000	Range 63 - 126		Recovery = 97.74%				
66) 4-Bromofluorobenzene	12.336	95	500555	47.52	ug/L		0.00
Spiked Amount 50.000	Range 62 - 123		Recovery = 95.04%				
Target Compounds							Qvalue
2) Dichlorodifluoromethane	4.117	85	41823	12.45	ug/L		86
3) Chloromethane	4.470	50	103491	16.03	ug/L		98
4) Vinyl chloride	4.655	62	60517	16.90	ug/L		100
5) 1,3-Butadiene	4.717	54	21312	12.89	ug/L		96
6) Bromomethane	5.078	94	7543	17.70	ug/L	#	96
7) Chloroethane	5.237	64	68141	18.02	ug/L		94
8) Trichlorofluoromethane	5.660	101	163988	16.28	ug/L		96
9) Acrolein	6.225	56	60829	105.68	ug/L		95
10) Trichlorotrifluoroethane	6.348	151	85738	18.26	ug/L		97
11) 1,1-Dichloroethene	6.375	61	183125	18.69	ug/L		98
12) Methylene chloride	6.921	84	133218	20.22	ug/L		95
13) Acrylonitrile	7.168	53	34724	17.95	ug/L		99
14) trans-1,2-Dichloroethene	7.239	61	194150	19.78	ug/L		96
15) n-Hexane	7.503	57	160682	17.43	ug/L		98
16) 1,1-Dichloroethane	7.662	63	256037	20.01	ug/L		99
17) Cyclohexane	8.756	41	314034	19.51	ug/L	#	93
18) 2,2-Dichloropropane	8.235	77	199627	18.78	ug/L		98
19) cis-1,2-Dichloroethene	8.209	96	139025	18.92	ug/L		93
20) Chloroform	8.473	83	240508	19.91	ug/L		97
21) Bromochloromethane	8.438	128	71551	18.83	ug/L		88
23) 1,1,1-Trichloroethane	8.703	97	200868	16.93	ug/L		99
24) Acetone	6.401	43	132219	60.38	ug/L		95
25) 2-Butanone	8.182	43	165322	49.07	ug/L		98
26) Carbon Disulfide	6.727	76	334135	18.56	ug/L		94
27) Iodomethane	6.604	142	172516	19.87	ug/L		96
28) Vinyl acetate	7.644	43	192484	16.04	ug/L		97
29) Methyl tert-butyl ether	7.212	73	300098	16.80	ug/L		97
31) 1,1-Dichloropropene	8.826	75	174938	17.42	ug/L		97
32) Carbon tetrachloride	8.861	117	173301	17.09	ug/L		99
33) 1,2-Dichloroethane	9.002	62	187061	17.78	ug/L		96
34) Benzene	9.020	78	468151	20.31	ug/L		95
35) 2,2,4-Trimethylpentane	9.047	57	451514	19.24	ug/L		97
36) n-Heptane	9.152	57	105391	17.74	ug/L		93
37) Trichloroethene	9.523	95	136724	18.60	ug/L		98

3/22/13

Data Path : H:\VOA\A228\130320\
Data File : 13032019.D
Acq On : 20 Mar 2013 18:36
Operator : JM
Sample : 459337-008 S
Misc : MS
ALS Vial : 14 Sample Multiplier: 1

Quant Time: Mar 22 08:42:03 2013
Quant Method : H:\VOA\A228\METHODS\130307.M
Quant Title : 8260B_S
QLast Update : Mon Mar 11 11:22:48 2013
Response via : Initial Calibration

Compound	R.T.	QIon	Response	Conc	Units	Dev(Min)
38) 1,2-Dichloropropane	9.708	63	138004	20.31	ug/L	98
39) Bromodichloromethane	9.893	83	170371	16.92	ug/L	97
40) Methyl cyclohexane	9.717	56	55080	19.43	ug/L	93
41) Dibromomethane	9.814	93	86557	17.44	ug/L	89
42) cis-1,3-Dichloropropene	10.228	75	212634	18.13	ug/L	94
44) 4-Methyl-2-pentanone	10.299	43	239300	32.88	ug/L	98
48) Toluene	10.510	92	290682	17.80	ug/L	98
49) trans-1,3-Dichloropropene	10.616	75	177211	17.04	ug/L	94
50) 1,1,2-Trichloroethane	10.775	83	95009	19.77	ug/L	95
51) 1,3-Dichloropropane	10.907	76	196196	19.45	ug/L	94
52) Tetrachloroethene	10.934	166	132775	20.63	ug/L	97
53) Dibromochloromethane	11.101	129	127007	17.75	ug/L	99
54) 1,2-Dibromoethane	11.216	107	123576	18.80	ug/L	98
55) 1-Chlorohexane	11.445	91	188016	18.08	ug/L	95
56) Chlorobenzene	11.551	112	317296	18.58	ug/L	93
57) n-Nonane	11.586	57	190743	19.69	ug/L	96
58) 1,1,1,2-Tetrachloroethane	11.586	131	119697	17.58	ug/L	95
59) Ethylbenzene	11.586	91	531114	20.16	ug/L	97
60) m,p-Xylene	11.657	106	420083	36.24	ug/L	99
61) o-Xylene	11.957	106	209620	18.21	ug/L	90
62) Styrene	11.957	104	343403	18.46	ug/L	93
63) Isopropylbenzene	12.203	105	482982	18.10	ug/L	97
64) Bromoform	12.142	173	80966	17.99	ug/L	95
65) 1,1,2,2-Tetrachloroethane	12.380	83	134968	19.33	ug/L	99
67) 2-Hexanone	10.898	43	159564	31.20	ug/L	99
69) 1,2,3-Trichloropropane	12.450	110	41214	19.07	ug/L	94
70) n-Propylbenzene	12.494	91	647407	20.25	ug/L	95
71) Bromobenzene	12.494	156	145910	18.27	ug/L	96
72) 1,3,5-Trimethylbenzene	12.591	105	445985	19.84	ug/L	99
73) 2-Chlorotoluene	12.609	91	433685	20.02	ug/L	94
74) 4-Chlorotoluene	12.680	91	406521	19.79	ug/L	96
75) tert-Butylbenzene	12.874	119	459204	20.17	ug/L	95
76) 1,2,4-Trimethylbenzene	12.891	105	452437	19.93	ug/L	95
77) sec-Butylbenzene	13.032	105	636716	18.38	ug/L	97
78) 4-Isopropyltoluene	13.112	119	502850	18.23	ug/L	99
79) 1,3-Dichlorobenzene	13.182	146	282880	20.65	ug/L	97
80) 1,4-Dichlorobenzene	13.244	146	258106	19.89	ug/L	99
81) Dicyclopentadiene	13.297	66	52341	18.00	ug/L	99
82) n-Butylbenzene	13.438	92	300807	19.82	ug/L	96
83) 1,2-Dichlorobenzene	13.570	146	257038	20.20	ug/L	95
84) 1,2-Dibromo-3-chloropr...	14.232	157	22797	17.48	ug/L	87
85) 1,2,4-Trichlorobenzene	15.069	180	171779	20.43	ug/L	97
86) Hexachlorobutadiene	15.202	190	45454	19.94	ug/L	92
87) Naphthalene	15.387	128	336206	19.29	ug/L	100
88) 1,2,3-Trichlorobenzene	15.669	180	146725	18.65	ug/L	96

(#) = qualifier out of range (m) = manual integration (+) = signals summed

Quantitation Report (Not Reviewed)

Data Path : H:\VOA\A228\130320\
Data File : 13032019.D
Acq On : 20 Mar 2013 18:36
Operator : JM
Sample : 459337-008 S
Misc : MS
ALS Vial : 14 Sample Multiplier: 1

Quant Time: Mar 22 08:42:03 2013
Quant Method : H:\VOA\A228\METHODS\130307.M
Quant Title : 8260B_S
QLast Update : Mon Mar 11 11:22:48 2013
Response via : Initial Calibration

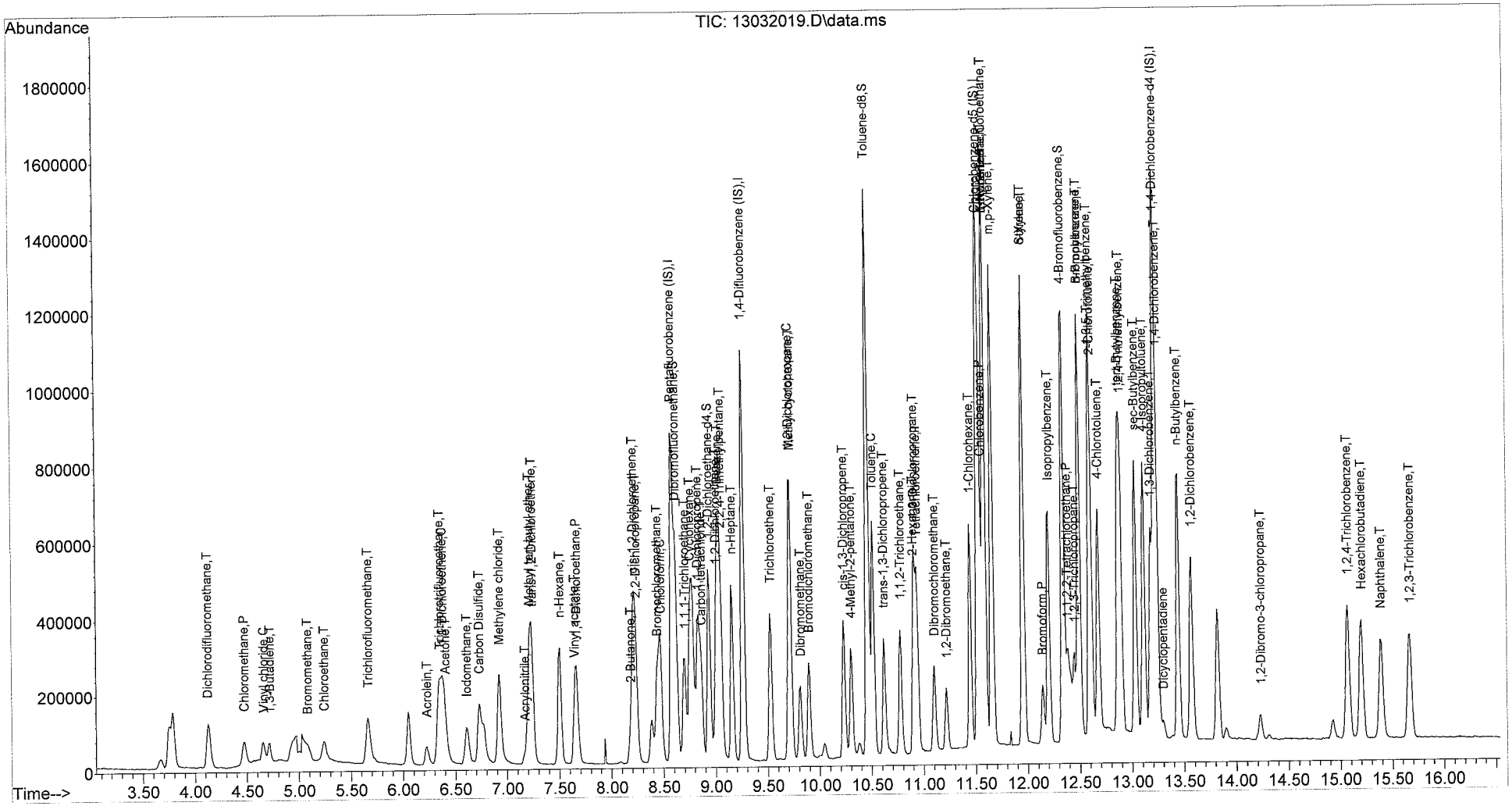

Quantitation Report (Not Reviewed)

Data Path : H:\VOA\A228\130320\
Data File : 13032020.D
Acq On : 20 Mar 2013 19:01
Operator : JM
Sample : 459337-008 SD
Misc : MSD
ALS Vial : 15 Sample Multiplier: 1

Quant Time: Mar 22 08:42:08 2013
Quant Method : H:\VOA\A228\METHODS\130307.M
Quant Title : 8260B_S
QLast Update : Mon Mar 11 11:22:48 2013
Response via : Initial Calibration

Compound	R.T.	QIon	Response	Conc	Units	Dev(Min)
Internal Standards						
1) Pentafluorobenzene (IS)	8.585	168	649379	50.00	ug/L	0.00
30) 1,4-Difluorobenzene (IS)	9.264	114	1033802	50.00	ug/L	0.00
47) Chlorobenzene-d5 (IS)	11.521	117	878936	50.00	ug/L	0.00
68) 1,4-Dichlorobenzene-d4...	13.223	152	442718	50.00	ug/L	0.00
System Monitoring Compounds						
22) Dibromofluoromethane	8.620	113	381672	47.68	ug/L	0.00
Spiked Amount 50.000	Range 52 - 140		Recovery = 95.36%			
45) 1,2-Dichloroethane-d4	8.937	65	414211	41.01	ug/L	0.00
Spiked Amount 50.000	Range 54 - 133		Recovery = 82.02%			
46) Toluene-d8	10.463	98	1069246	48.37	ug/L	0.00
Spiked Amount 50.000	Range 63 - 126		Recovery = 96.74%			
66) 4-Bromofluorobenzene	12.341	95	506834	47.48	ug/L	0.00
Spiked Amount 50.000	Range 62 - 123		Recovery = 94.96%			
Target Compounds						Qvalue
2) Dichlorodifluoromethane	4.114	85	38532	11.05	ug/L	89
3) Chloromethane	4.466	50	107487	16.04	ug/L	97
4) Vinyl chloride	4.652	62	59484	16.01	ug/L	97
5) 1,3-Butadiene	4.713	54	21656	12.63	ug/L	98
6) Bromomethane	5.075	94	6878	15.50	ug/L #	91
7) Chloroethane	5.234	64	70569	17.98	ug/L	94
8) Trichlorofluoromethane	5.657	101	165962	15.87	ug/L	100
9) Acrolein	6.221	56	73417	122.90	ug/L	98
10) Trichlorotrifluoroethane	6.345	151	90414	18.55	ug/L	90
11) 1,1-Dichloroethene	6.380	61	187320	18.39	ug/L	95
12) Methylene chloride	6.918	84	137541	20.11	ug/L	92
13) Acrylonitrile	7.174	53	37573	18.72	ug/L	90
14) trans-1,2-Dichloroethene	7.235	61	201117	19.74	ug/L	98
15) n-Hexane	7.500	57	166177	17.37	ug/L	99
16) 1,1-Dichloroethane	7.659	63	259261	19.48	ug/L	99
17) Cyclohexane	8.752	41	320205	19.11	ug/L	94
18) 2,2-Dichloropropane	8.232	77	201546	18.22	ug/L	98
19) cis-1,2-Dichloroethene	8.205	96	142866	18.74	ug/L	93
20) Chloroform	8.470	83	251704	20.09	ug/L	95
21) Bromochloromethane	8.443	128	74001	18.76	ug/L	77
23) 1,1,1-Trichloroethane	8.699	97	205400	16.68	ug/L	95
24) Acetone	6.398	43	146870	65.00	ug/L	96
25) 2-Butanone	8.188	43	171542	49.06	ug/L	96
26) Carbon Disulfide	6.724	76	334789	17.92	ug/L	94
27) Iodomethane	6.609	142	154379	17.13	ug/L	96
28) Vinyl acetate	7.641	43	198844	15.97	ug/L	97
29) Methyl tert-butyl ether	7.209	73	313875	16.93	ug/L	97
31) 1,1-Dichloropropene	8.823	75	181452	17.59	ug/L	96
32) Carbon tetrachloride	8.858	117	175860	16.88	ug/L	98
33) 1,2-Dichloroethane	8.999	62	193566	17.92	ug/L	99
34) Benzene	9.017	78	480826	20.31	ug/L	94
35) 2,2,4-Trimethylpentane	9.043	57	460517	19.09	ug/L	97
36) n-Heptane	9.158	57	108032	17.70	ug/L	94
37) Trichloroethene	9.528	95	139442	18.47	ug/L	92

3/22/13

Data Path : H:\VOA\A228\130320\
Data File : 13032020.D
Acq On : 20 Mar 2013 19:01
Operator : JM
Sample : 459337-008 SD
Misc : MSD
ALS Vial : 15 Sample Multiplier: 1

Quant Time: Mar 22 08:42:08 2013
Quant Method : H:\VOA\A228\METHODS\130307.M
Quant Title : 8260B_S
QLast Update : Mon Mar 11 11:22:48 2013
Response via : Initial Calibration

Compound	R.T.	QIon	Response	Conc Units	Dev(Min)
38) 1,2-Dichloropropane	9.704	63	139988	20.03 ug/L	98
39) Bromodichloromethane	9.890	83	174484	16.87 ug/L	98
40) Methyl cyclohexane	9.713	56	56031	19.22 ug/L	93
41) Dibromomethane	9.810	93	89995	17.65 ug/L	92
42) cis-1,3-Dichloropropene	10.234	75	216022	17.93 ug/L	93
44) 4-Methyl-2-pentanone	10.304	43	242236	32.40 ug/L	96
48) Toluene	10.516	92	299322	18.09 ug/L	97
49) trans-1,3-Dichloropropene	10.622	75	180550	17.13 ug/L	93
50) 1,1,2-Trichloroethane	10.771	83	96427	19.80 ug/L	98
51) 1,3-Dichloropropane	10.904	76	201205	19.70 ug/L	97
52) Tetrachloroethene	10.939	166	134633	20.65 ug/L	96
53) Dibromochloromethane	11.098	129	131052	18.07 ug/L	99
54) 1,2-Dibromoethane	11.212	107	125320	18.82 ug/L	99
55) 1-Chlorohexane	11.450	91	193341	18.35 ug/L	91
56) Chlorobenzene	11.547	112	320996	18.55 ug/L	95
57) n-Nonane	11.592	57	191668	19.50 ug/L	95
58) 1,1,1,2-Tetrachloroethane	11.583	131	121830	17.66 ug/L	98
59) Ethylbenzene	11.583	91	544607	20.42 ug/L	98
60) m,p-Xylene	11.662	106	429653	36.58 ug/L	96
61) o-Xylene	11.953	106	217192	18.62 ug/L	91
62) Styrene	11.953	104	347944	18.46 ug/L	94
63) Isopropylbenzene	12.200	105	496498	18.36 ug/L	98
64) Bromoform	12.147	173	82799	18.16 ug/L	96
65) 1,1,2,2-Tetrachloroethane	12.385	83	135663	19.17 ug/L	96
67) 2-Hexanone	10.904	43	166503	32.13 ug/L	98
69) 1,2,3-Trichloropropane	12.447	110	42144	19.73 ug/L	96
70) n-Propylbenzene	12.491	91	655780	20.75 ug/L	96
71) Bromobenzene	12.500	156	148427	18.76 ug/L	91
72) 1,3,5-Trimethylbenzene	12.597	105	456045	20.54 ug/L	96
73) 2-Chlorotoluene	12.606	91	434486	20.28 ug/L	97
74) 4-Chlorotoluene	12.676	91	409974	20.19 ug/L	97
75) tert-Butylbenzene	12.870	119	463791	20.59 ug/L	97
76) 1,2,4-Trimethylbenzene	12.897	105	460780	20.54 ug/L	95
77) sec-Butylbenzene	13.029	105	635758	18.53 ug/L	97
78) 4-Isopropyltoluene	13.117	119	506943	18.56 ug/L	98
79) 1,3-Dichlorobenzene	13.188	146	280874	20.70 ug/L	94
80) 1,4-Dichlorobenzene	13.249	146	261910	20.40 ug/L	97
81) Dicyclopentadiene	13.302	66	51095	17.74 ug/L	99
82) n-Butylbenzene	13.443	92	299165	19.91 ug/L	96
83) 1,2-Dichlorobenzene	13.567	146	258928	20.56 ug/L	96
84) 1,2-Dibromo-3-chloropr...	14.237	157	23255	18.00 ug/L	84
85) 1,2,4-Trichlorobenzene	15.075	180	173405	20.84 ug/L	96
86) Hexachlorobutadiene	15.198	190	44799	19.84 ug/L	97
87) Naphthalene	15.392	128	347524	20.14 ug/L	99
88) 1,2,3-Trichlorobenzene	15.666	180	147639	18.97 ug/L	99

(#) = qualifier out of range (m) = manual integration (+) = signals summed

3/22/13

Quantitation Report (Not Reviewed)

Data Path : H:\VOA\A228\130320\
Data File : 13032020.D
Acq On : 20 Mar 2013 19:01
Operator : JM
Sample : 459337-008 SD
Misc : MSD
ALS Vial : 15 Sample Multiplier: 1

Quant Time: Mar 22 08:42:08 2013
Quant Method : H:\VOA\A228\METHODS\130307.M
Quant Title : 8260B_S
QLast Update : Mon Mar 11 11:22:48 2013
Response via : Initial Calibration

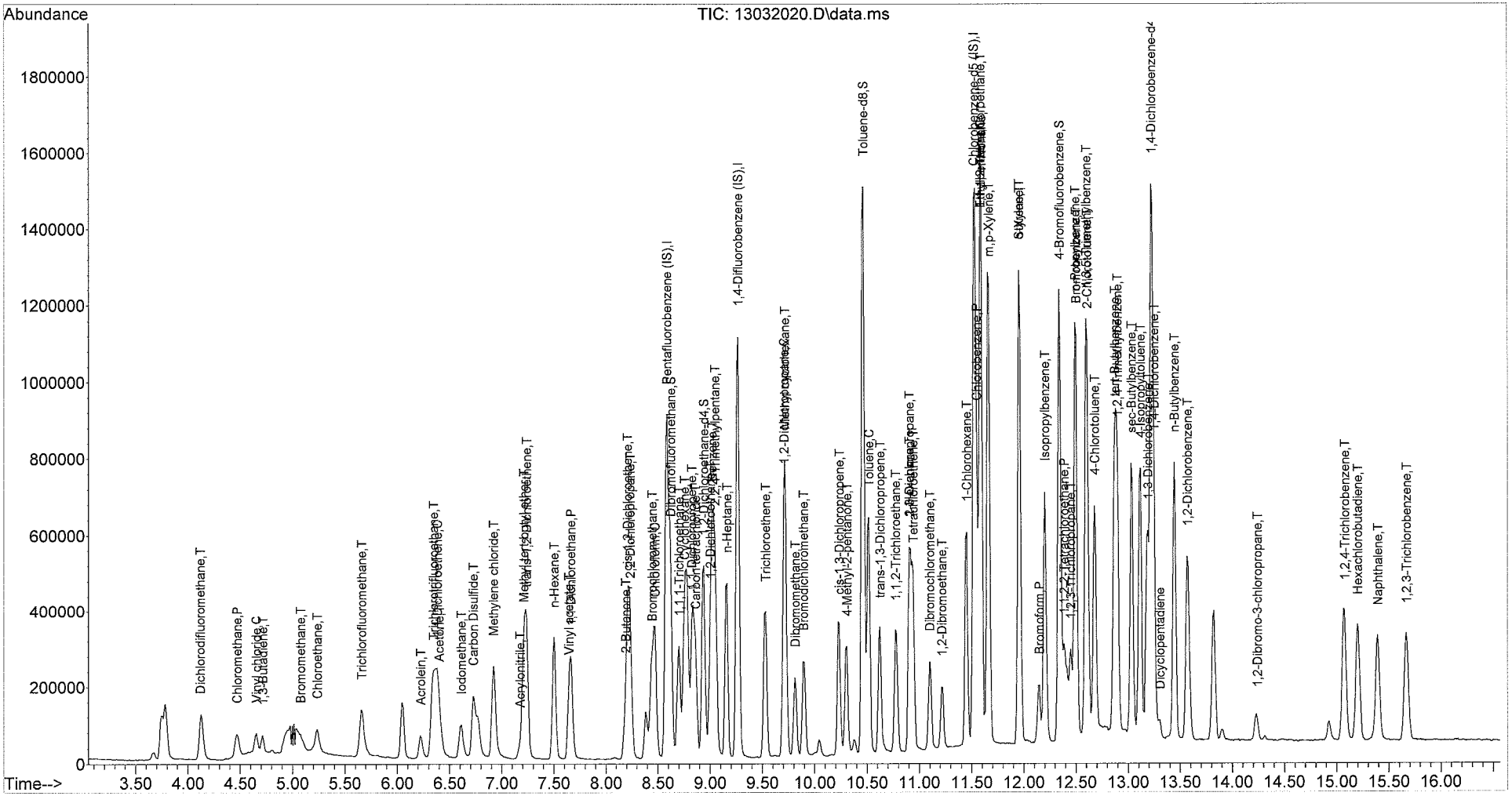

Quantitation Report (QT Reviewed)

Data Path : H:\VOA\A228\130320\
Data File : 13032021.D
Acq On : 20 Mar 2013 19:26
Operator : JM
Sample : 459346-001
Misc : SMP
ALS Vial : 16 Sample Multiplier: 1

Quant Time: Mar 22 08:51:15 2013
Quant Method : H:\VOA\A228\METHODS\130307.M
Quant Title : 8260B_S
QLast Update : Mon Mar 11 11:22:48 2013
Response via : Initial Calibration

Compound	R.T.	QIon	Response	Conc	Units		Dev(Min)
Internal Standards							
1) Pentafluorobenzene (IS)	8.583	168	668970	50.00	ug/L		0.00
30) 1,4-Difluorobenzene (IS)	9.262	114	1052243	50.00	ug/L		0.00
47) Chlorobenzene-d5 (IS)	11.528	117	793082	50.00	ug/L		0.00
68) 1,4-Dichlorobenzene-d4...	13.222	152	416176	50.00	ug/L		0.00
System Monitoring Compounds							
22) Dibromofluoromethane	8.618	113	388063	47.06	ug/L		0.00
Spiked Amount 50.000	Range 52 - 140		Recovery =	94.12%			
45) 1,2-Dichloroethane-d4	8.936	65	433199	42.14	ug/L		0.00
Spiked Amount 50.000	Range 54 - 133		Recovery =	84.28%			
46) Toluene-d8	10.461	98	1090356	48.46	ug/L		0.00
Spiked Amount 50.000	Range 63 - 126		Recovery =	96.92%			
66) 4-Bromofluorobenzene	12.340	95	474797	49.29	ug/L		0.00
Spiked Amount 50.000	Range 62 - 123		Recovery =	98.58%			
Target Compounds							Qvalue
3) Chloromethane	4.474	50	1797	Below Cal		#	84
6) Bromomethane	4.985	94	272	Below Cal		#	33
7) Chloroethane	5.259	64	264	Below Cal		#	1
14) trans-1,2-Dichloroethene	7.234	61	99	Below Cal		#	74
16) 1,1-Dichloroethane	7.745	63	588	Below Cal		#	47
17) Cyclohexane	8.760	41	1045	Below Cal		#	40
18) 2,2-Dichloropropane	8.213	77	635	Below Cal			88
20) Chloroform	8.469	83	678	Below Cal		#	88
24) Acetone	6.405	43	26261	6.81	ug/L		93
26) Carbon Disulfide	6.740	76	13594	0.71	ug/L	# FA	1
34) Benzene	9.033	78	1141	Below Cal		#	8
40) Methyl cyclohexane	9.553	56	2886	Below Cal		#	1
44) 4-Methyl-2-pentanone	10.320	43	5151	0.68	ug/L	#	85
50) 1,1,2-Trichloroethane	10.832	83	1086	Below Cal		#	54
51) 1,3-Dichloropropane	10.920	76	2042	Below Cal		#	34
52) Tetrachloroethene	10.946	166	684	Below Cal			74
57) n-Nonane	11.590	57	2420	Below Cal		#	80
59) Ethylbenzene	11.590	91	1875	Below Cal		#	82
65) 1,1,2,2-Tetrachloroethane	12.384	83	2406	Below Cal		#	90
69) 1,2,3-Trichloropropane	12.454	110	1297	Below Cal		#	63
70) n-Propylbenzene	12.498	91	2894	Below Cal		#	69
72) 1,3,5-Trimethylbenzene	12.604	105	3151	Below Cal		#	68
73) 2-Chlorotoluene	12.613	91	1559	Below Cal		#	82
74) 4-Chlorotoluene	12.684	91	1460	Below Cal		#	89
75) tert-Butylbenzene	12.869	119	1858	Below Cal		#	79
76) 1,2,4-Trimethylbenzene	12.895	105	3114	Below Cal			82
79) 1,3-Dichlorobenzene	13.186	146	1706	Below Cal		#	40
80) 1,4-Dichlorobenzene	13.239	146	2197	Below Cal		#	1
82) n-Butylbenzene	13.451	92	1525	Below Cal		#	45
83) 1,2-Dichlorobenzene	13.565	146	2367	Below Cal		#	56
84) 1,2-Dibromo-3-chloropr...	14.227	157	895	0.95	ug/L	#	1
85) 1,2,4-Trichlorobenzene	15.082	180	3357	Below Cal			82
86) Hexachlorobutadiene	15.206	190	857	Below Cal		#	64
87) Naphthalene	15.400	128	12387	0.52	ug/L		96

Data Path : H:\VOA\A228\130320\
Data File : 13032021.D
Acq On : 20 Mar 2013 19:26
Operator : JM
Sample : 459346-001
Misc : SMP
ALS Vial : 16 Sample Multiplier: 1

Quant Time: Mar 22 08:51:15 2013
Quant Method : H:\VOA\A228\METHODS\130307.M
Quant Title : 8260B_S
QLast Update : Mon Mar 11 11:22:48 2013
Response via : Initial Calibration

Compound	R.T.	QIon	Response	Conc	Units	Dev(Min)

(#) = qualifier out of range (m) = manual integration (+) = signals summed

Quantitation Report (QT Reviewed)

Data Path : H:\VOA\A228\130320\
Data File : 13032021.D
Acq On : 20 Mar 2013 19:26
Operator : JM
Sample : 459346-001
Misc : SMP
ALS Vial : 16 Sample Multiplier: 1

Quant Time: Mar 22 08:51:15 2013
Quant Method : H:\VOA\A228\METHODS\130307.M
Quant Title : 8260B_S
QLast Update : Mon Mar 11 11:22:48 2013
Response via : Initial Calibration

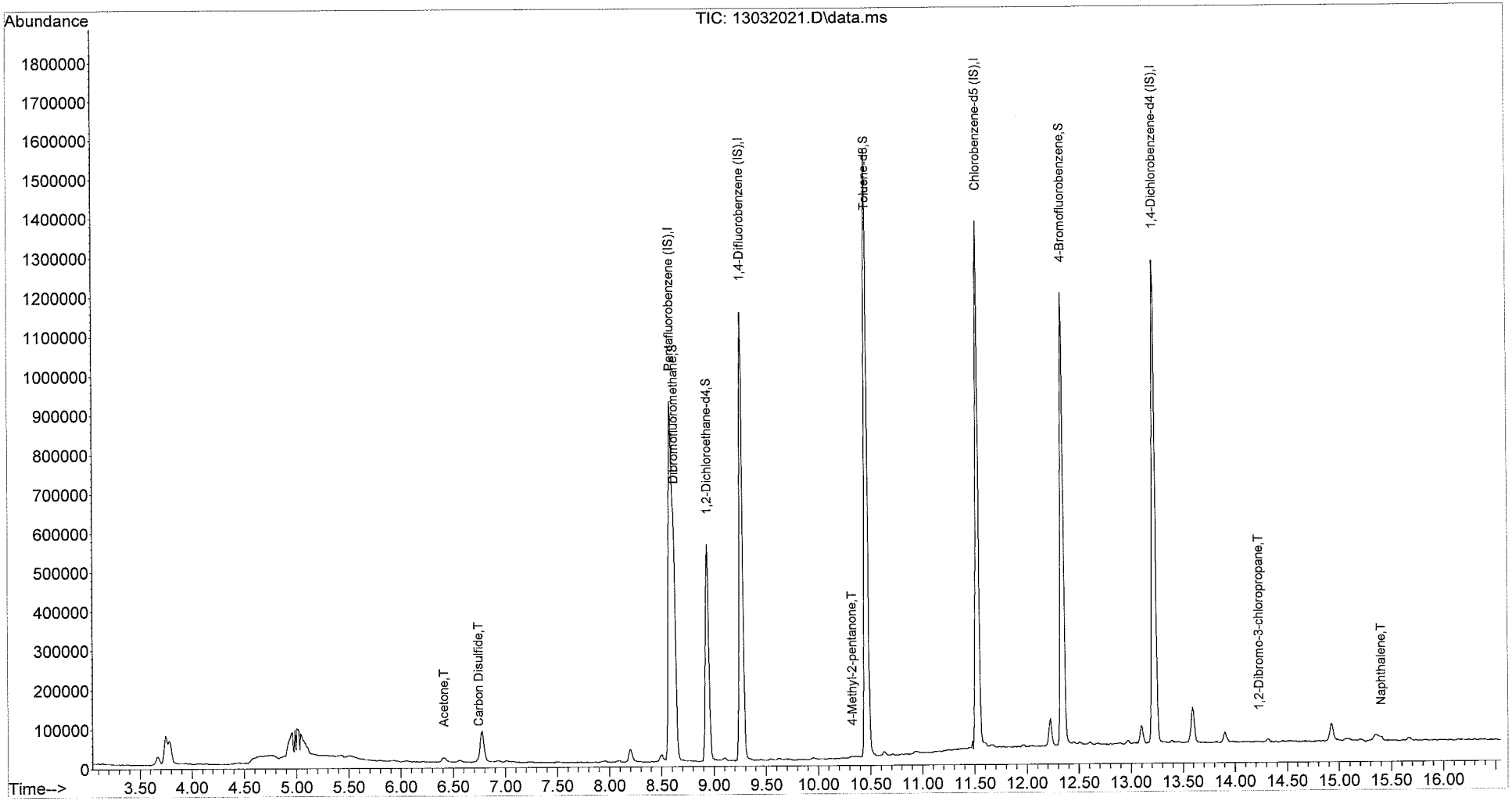

Quantitation Report (QT Reviewed)

Data Path : H:\VOA\A228\130320\
Data File : 13032022.D
Acq On : 20 Mar 2013 19:51
Operator : JM
Sample : 459346-002
Misc : SMP
ALS Vial : 1 Sample Multiplier: 1

Quant Time: Mar 22 08:51:58 2013
Quant Method : H:\VOA\A228\METHODS\130307.M
Quant Title : 8260B_S
QLast Update : Mon Mar 11 11:22:48 2013
Response via : Initial Calibration

Compound	R.T.	QIon	Response	Conc	Units		Dev(Min)
Internal Standards							
1) Pentafluorobenzene (IS)	8.584	168	644338	50.00	ug/L		0.00
30) 1,4-Difluorobenzene (IS)	9.263	114	1028394	50.00	ug/L		0.00
47) Chlorobenzene-d5 (IS)	11.520	117	856552	50.00	ug/L		0.00
68) 1,4-Dichlorobenzene-d4...	13.222	152	418243	50.00	ug/L		0.00
System Monitoring Compounds							
22) Dibromofluoromethane	8.619	113	369732	46.55	ug/L		0.00
Spiked Amount 50.000	Range 52 - 140		Recovery = 93.10%				
45) 1,2-Dichloroethane-d4	8.937	65	405363	40.34	ug/L		0.00
Spiked Amount 50.000	Range 54 - 133		Recovery = 80.68%				
46) Toluene-d8	10.462	98	1046890	47.61	ug/L		0.00
Spiked Amount 50.000	Range 63 - 126		Recovery = 95.22%				
66) 4-Bromofluorobenzene	12.341	95	465931	44.79	ug/L		0.00
Spiked Amount 50.000	Range 62 - 123		Recovery = 89.58%				
Target Compounds							Qvalue
3) Chloromethane	4.475	50	1994	Below Cal			72
6) Bromomethane	5.083	94	267	Below Cal		#	20
7) Chloroethane	5.260	64	380	Below Cal		#	1
11) 1,1-Dichloroethene	6.388	61	871	Below Cal		#	65
14) trans-1,2-Dichloroethene	7.208	61	168	Below Cal		#	62
16) 1,1-Dichloroethane	7.667	63	1454	Below Cal		#	73
17) Cyclohexane	8.769	41	206	Below Cal		#	24
18) 2,2-Dichloropropane	8.117	77	1003	Below Cal		#	59
20) Chloroform	8.469	83	11187	Below Cal			94
24) Acetone	6.406	43	14508	1.60	ug/L		97
34) Benzene	9.016	78	858	Below Cal		#	12
40) Methyl cyclohexane	9.545	56	1972	Below Cal		#	1
50) 1,1,2-Trichloroethane	10.780	83	544	Below Cal			90
51) 1,3-Dichloropropane	10.903	76	903	Below Cal		#	50
52) Tetrachloroethene	10.938	166	6006	0.59	ug/L		93
57) n-Nonane	11.591	57	1311	Below Cal		#	72
59) Ethylbenzene	11.591	91	632	Below Cal		#	70
65) 1,1,2,2-Tetrachloroethane	12.385	83	1138	Below Cal		#	91
69) 1,2,3-Trichloropropane	12.455	110	759	Below Cal		#	49
70) n-Propylbenzene	12.499	91	849	Below Cal		#	33
72) 1,3,5-Trimethylbenzene	12.596	105	747	Below Cal		#	31
73) 2-Chlorotoluene	12.623	91	536	Below Cal		#	62
74) 4-Chlorotoluene	12.623	91	536	Below Cal		#	59
75) tert-Butylbenzene	12.852	119	142	Below Cal		#	49
76) 1,2,4-Trimethylbenzene	12.887	105	869	Below Cal		#	77
79) 1,3-Dichlorobenzene	13.196	146	488	Below Cal		#	1
80) 1,4-Dichlorobenzene	13.240	146	704	Below Cal		#	1
82) n-Butylbenzene	13.443	92	759	Below Cal		#	70
83) 1,2-Dichlorobenzene	13.566	146	759	Below Cal		#	1
85) 1,2,4-Trichlorobenzene	15.083	180	990	Below Cal		#	75
86) Hexachlorobutadiene	15.189	190	71	Below Cal		#	62
87) Naphthalene	15.392	128	3987	Below Cal			87

3/22/13

Data Path : H:\VOA\A228\130320\
Data File : 13032022.D
Acq On : 20 Mar 2013 19:51
Operator : JM
Sample : 459346-002
Misc : SMP
ALS Vial : 1 Sample Multiplier: 1

Quant Time: Mar 22 08:51:58 2013
Quant Method : H:\VOA\A228\METHODS\130307.M
Quant Title : 8260B_S
QLast Update : Mon Mar 11 11:22:48 2013
Response via : Initial Calibration

Compound	R.T.	QIon	Response	Conc	Units	Dev(Min)

(#) = qualifier out of range (m) = manual integration (+) = signals summed

Quantitation Report (QT Reviewed)

Data Path : H:\VOA\A228\130320\
Data File : 13032022.D
Acq On : 20 Mar 2013 19:51
Operator : JM
Sample : 459346-002
Misc : SMP
ALS Vial : 1 Sample Multiplier: 1

Quant Time: Mar 22 08:51:58 2013
Quant Method : H:\VOA\A228\METHODS\130307.M
Quant Title : 8260B_S
QLast Update : Mon Mar 11 11:22:48 2013
Response via : Initial Calibration

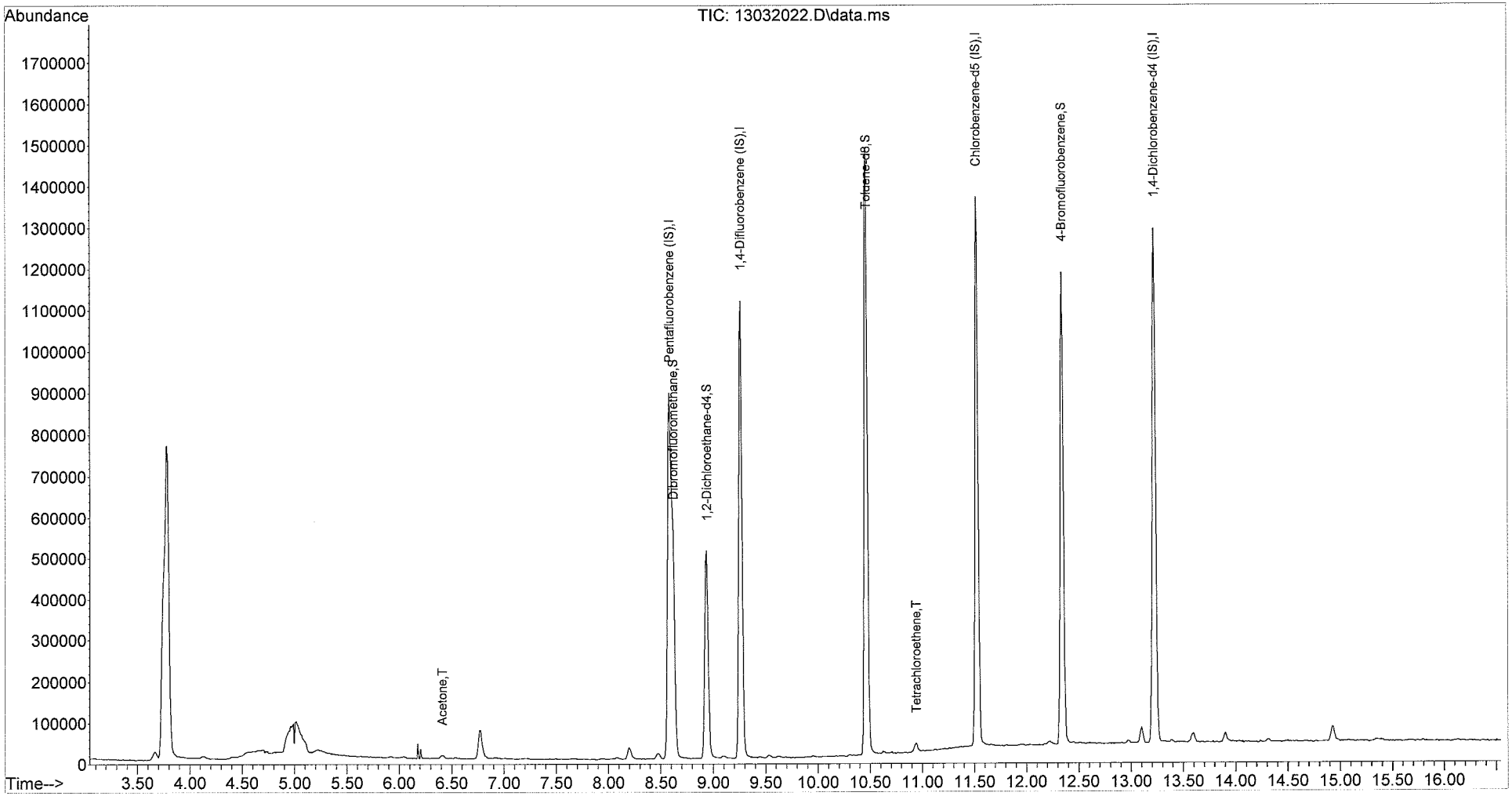

Quantitation Report (QT Reviewed)

Data Path : H:\VOA\A228\130320\
Data File : 13032023.D
Acq On : 20 Mar 2013 20:16
Operator : JM
Sample : 459346-003
Misc : SMP
ALS Vial : 2 Sample Multiplier: 1

Quant Time: Mar 22 08:53:00 2013
Quant Method : H:\VOA\A228\METHODS\130307.M
Quant Title : 8260B_S
QLast Update : Mon Mar 11 11:22:48 2013
Response via : Initial Calibration

Compound	R.T.	QIon	Response	Conc Units		Dev(Min)
Internal Standards						
1) Pentafluorobenzene (IS)	8.582	168	624482	50.00 ug/L		0.00
30) 1,4-Difluorobenzene (IS)	9.261	114	999454	50.00 ug/L		0.00
47) Chlorobenzene-d5 (IS)	11.527	117	842162	50.00 ug/L		0.00
68) 1,4-Dichlorobenzene-d4...	13.220	152	403235	50.00 ug/L		0.00
System Monitoring Compounds						
22) Dibromofluoromethane	8.617	113	365258	47.45 ug/L		0.00
Spiked Amount 50.000	Range 52 - 140		Recovery = 94.90%			
45) 1,2-Dichloroethane-d4	8.935	65	409228	41.91 ug/L		0.00
Spiked Amount 50.000	Range 54 - 133		Recovery = 83.82%			
46) Toluene-d8	10.460	98	1031076	48.24 ug/L		0.00
Spiked Amount 50.000	Range 63 - 126		Recovery = 96.48%			
66) 4-Bromofluorobenzene	12.338	95	460746	45.04 ug/L		0.00
Spiked Amount 50.000	Range 62 - 123		Recovery = 90.08%			
Target Compounds						Qvalue
3) Chloromethane	4.473	50	2626	Below Cal		92
6) Bromomethane	5.046	94	449	Below Cal	#	39
7) Chloroethane	5.302	64	259	Below Cal	#	1
14) trans-1,2-Dichloroethene	7.233	61	153	Below Cal	#	56
16) 1,1-Dichloroethane	7.674	63	1051	Below Cal	#	39
17) Cyclohexane	8.749	41	291	Below Cal	#	35
18) 2,2-Dichloropropane	8.273	77	823	Below Cal	#	50
20) Chloroform	8.467	83	27829	0.72 ug/L		97
24) Acetone	6.404	43	13811	1.47 ug/L	#	89
34) Benzene	9.032	78	787	Below Cal	#	1
37) Trichloroethene	9.525	95	20083	2.75 ug/L		97
40) Methyl cyclohexane	9.543	56	2734	Below Cal	#	1
50) 1,1,2-Trichloroethane	10.760	83	197	Below Cal	#	30
51) 1,3-Dichloropropane	10.928	76	455	Below Cal	#	1
52) Tetrachloroethene	10.936	166	8648	1.04 ug/L		94
57) n-Nonane	11.589	57	1405	Below Cal	#	15
59) Ethylbenzene	11.598	91	582	Below Cal	#	42
65) 1,1,2,2-Tetrachloroethane	12.400	83	446	Below Cal		82
70) n-Propylbenzene	12.488	91	531	Below Cal	#	33
72) 1,3,5-Trimethylbenzene	12.338	105	795	Below Cal	#	1
73) 2-Chlorotoluene	12.338	91	2127	Below Cal	#	1
75) tert-Butylbenzene	12.868	119	559	Below Cal	#	63
76) 1,2,4-Trimethylbenzene	12.894	105	743	Below Cal	#	61
79) 1,3-Dichlorobenzene	13.185	146	507	Below Cal	#	1
80) 1,4-Dichlorobenzene	13.247	146	607	Below Cal	#	1
82) n-Butylbenzene	13.450	92	441	Below Cal	#	40
83) 1,2-Dichlorobenzene	13.573	146	493	Below Cal	#	1
85) 1,2,4-Trichlorobenzene	15.063	180	593	Below Cal		86
86) Hexachlorobutadiene	15.196	190	318	Below Cal	#	58
87) Naphthalene	15.398	128	3671	Below Cal	#	86

(#) = qualifier out of range (m) = manual integration (+) = signals summed

3/22/13

Quantitation Report (QT Reviewed)

Data Path : H:\VOA\A228\130320\
Data File : 13032023.D
Acq On : 20 Mar 2013 20:16
Operator : JM
Sample : 459346-003
Misc : SMP
ALS Vial : 2 Sample Multiplier: 1

Quant Time: Mar 22 08:53:00 2013
Quant Method : H:\VOA\A228\METHODS\130307.M
Quant Title : 8260B_S
QLast Update : Mon Mar 11 11:22:48 2013
Response via : Initial Calibration

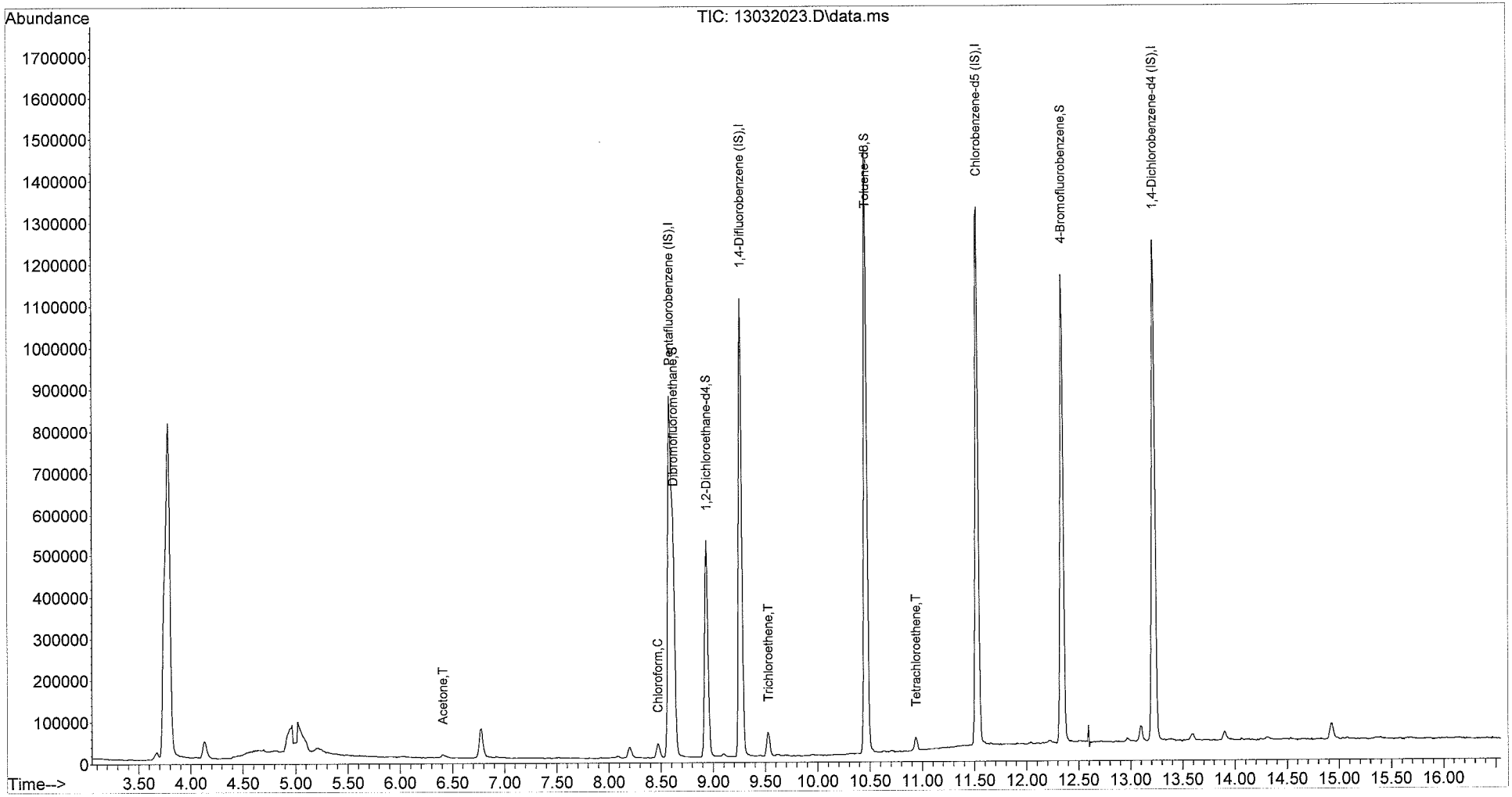

Quantitation Report (QT Reviewed)

Data Path : H:\VOA\A228\130320\
Data File : 13032024.D
Acq On : 20 Mar 2013 20:41
Operator : JM
Sample : 459346-004
Misc : SMP
ALS Vial : 3 Sample Multiplier: 1

Quant Time: Mar 22 08:54:29 2013
Quant Method : H:\VOA\A228\METHODS\130307.M
Quant Title : 8260B_S
QLast Update : Mon Mar 11 11:22:48 2013
Response via : Initial Calibration

Compound	R.T.	QIon	Response	Conc	Units		Dev(Min)
Internal Standards							
1) Pentafluorobenzene (IS)	8.581	168	628456	50.00	ug/L		0.00
30) 1,4-Difluorobenzene (IS)	9.260	114	1008868	50.00	ug/L		0.00
47) Chlorobenzene-d5 (IS)	11.526	117	851443	50.00	ug/L		0.00
68) 1,4-Dichlorobenzene-d4...	13.228	152	424305	50.00	ug/L		0.00
System Monitoring Compounds							
22) Dibromofluoromethane	8.616	113	367159	47.39	ug/L		0.00
Spiked Amount 50.000	Range 52 - 140		Recovery = 94.78%				
45) 1,2-Dichloroethane-d4	8.934	65	404483	41.04	ug/L		0.00
Spiked Amount 50.000	Range 54 - 133		Recovery = 82.08%				
46) Toluene-d8	10.459	98	1045074	48.44	ug/L		0.00
Spiked Amount 50.000	Range 63 - 126		Recovery = 96.88%				
66) 4-Bromofluorobenzene	12.338	95	466718	45.13	ug/L		0.00
Spiked Amount 50.000	Range 62 - 123		Recovery = 90.26%				
Target Compounds							Qvalue
3) Chloromethane	4.472	50	1270	Below Cal			72
6) Bromomethane	5.072	94	330	Below Cal		#	18
11) 1,1-Dichloroethene	6.297	61	1054	Below Cal		#	62
14) trans-1,2-Dichloroethene	7.241	61	134	Below Cal		#	53
16) 1,1-Dichloroethane	7.664	63	2268	Below Cal			93
17) Cyclohexane	8.758	41	528	Below Cal		#	33
18) 2,2-Dichloropropane	8.131	77	2755	Below Cal			83
20) Chloroform	8.475	83	8443	Below Cal			91
24) Acetone	6.412	43	15334	2.18	ug/L	#	91
34) Benzene	9.022	78	708	Below Cal		#	1
37) Trichloroethene	9.525	95	28381	3.85	ug/L		92
40) Methyl cyclohexane	9.534	56	2828	Below Cal		#	1
50) 1,1,2-Trichloroethane	10.786	83	267	Below Cal		#	82
52) Tetrachloroethene	10.936	166	27385	4.04	ug/L		98
57) n-Nonane	11.588	57	1208	Below Cal		#	46
59) Ethylbenzene	11.588	91	603	Below Cal		#	43
65) 1,1,2,2-Tetrachloroethane	12.382	83	92	Below Cal		#	67
69) 1,2,3-Trichloropropane	12.338	110	537	Below Cal		#	1
70) n-Propylbenzene	12.514	91	479	Below Cal		#	45
72) 1,3,5-Trimethylbenzene	12.338	105	1230	Below Cal		#	1
73) 2-Chlorotoluene	12.329	91	2041	Below Cal		#	1
75) tert-Butylbenzene	12.876	119	349	Below Cal		#	72
76) 1,2,4-Trimethylbenzene	12.893	105	732	Below Cal		#	33
79) 1,3-Dichlorobenzene	13.193	146	244	Below Cal		#	1
80) 1,4-Dichlorobenzene	13.255	146	388	Below Cal		#	1
82) n-Butylbenzene	13.449	92	207	Below Cal		#	22
83) 1,2-Dichlorobenzene	13.546	146	322	Below Cal		#	1
85) 1,2,4-Trichlorobenzene	15.071	180	485	Below Cal		#	84
86) Hexachlorobutadiene	15.212	190	44	Below Cal		#	65
88) 1,2,3-Trichlorobenzene	15.671	180	547	Below Cal		#	57

(#) = qualifier out of range (m) = manual integration (+) = signals summed

3/22/13

Quantitation Report (QT Reviewed)

Data Path : H:\VOA\A228\130320\
Data File : 13032024.D
Acq On : 20 Mar 2013 20:41
Operator : JM
Sample : 459346-004
Misc : SMP
ALS Vial : 3 Sample Multiplier: 1

Quant Time: Mar 22 08:54:29 2013
Quant Method : H:\VOA\A228\METHODS\130307.M
Quant Title : 8260B_S
QLast Update : Mon Mar 11 11:22:48 2013
Response via : Initial Calibration

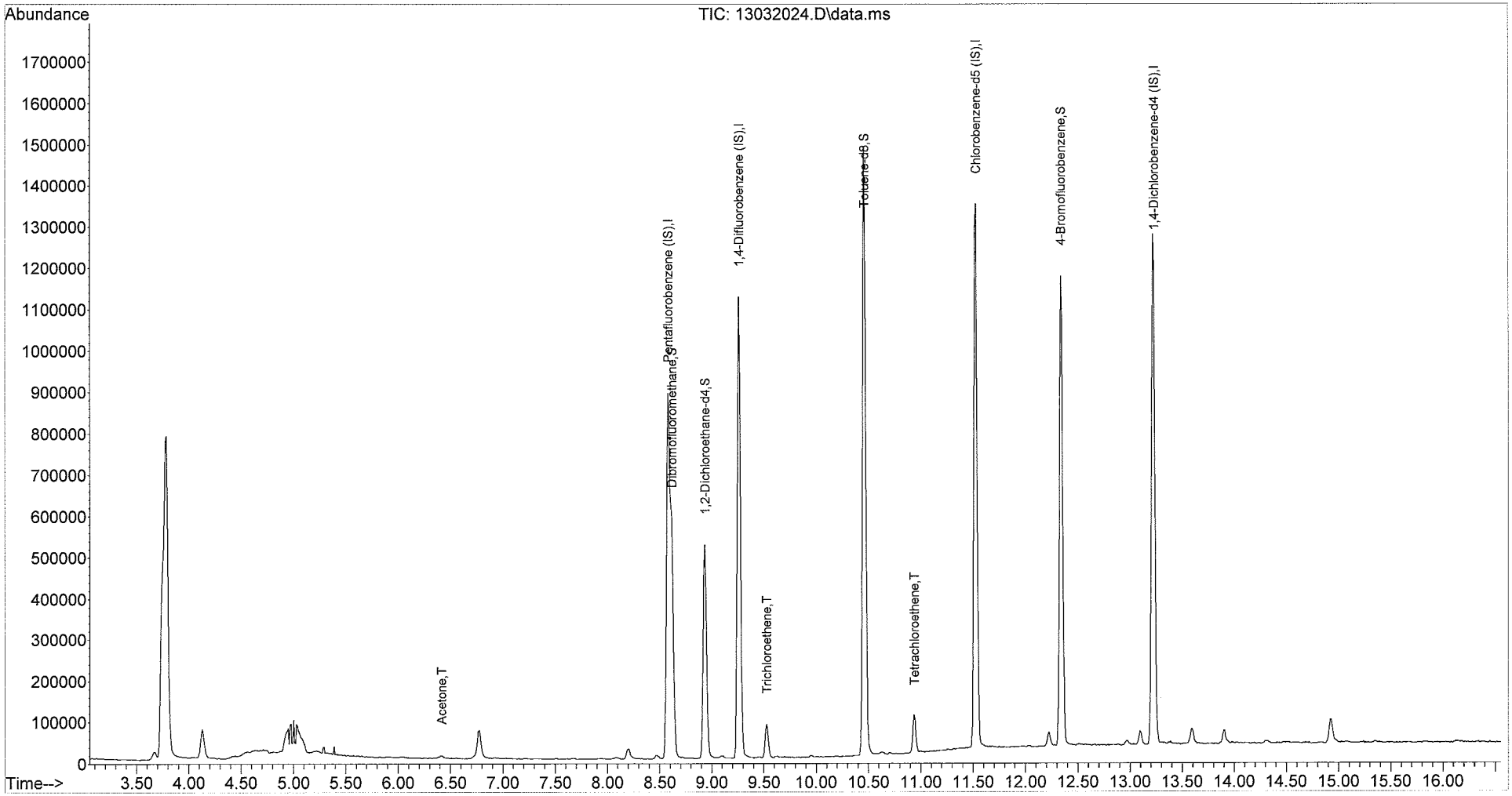

Quantitation Report (QT Reviewed)

Data Path : H:\VOA\A228\130320\
Data File : 13032025.D
Acq On : 20 Mar 2013 21:06
Operator : JM
Sample : 459346-005
Misc : SMP
ALS Vial : 4 Sample Multiplier: 1

Quant Time: Mar 22 08:55:06 2013
Quant Method : H:\VOA\A228\METHODS\130307.M
Quant Title : 8260B_S
QLast Update : Mon Mar 11 11:22:48 2013
Response via : Initial Calibration

Compound	R.T.	QIon	Response	Conc Units		Dev(Min)
Internal Standards						
1) Pentafluorobenzene (IS)	8.584	168	646907	50.00 ug/L		0.00
30) 1,4-Difluorobenzene (IS)	9.263	114	1050402	50.00 ug/L		0.00
47) Chlorobenzene-d5 (IS)	11.529	117	862834	50.00 ug/L		0.00
68) 1,4-Dichlorobenzene-d4...	13.222	152	410750	50.00 ug/L		0.00
System Monitoring Compounds						
22) Dibromofluoromethane	8.619	113	384097	48.16 ug/L		0.00
Spiked Amount 50.000	Range 52 - 140		Recovery = 96.32%			
45) 1,2-Dichloroethane-d4	8.937	65	427867	41.69 ug/L		0.00
Spiked Amount 50.000	Range 54 - 133		Recovery = 83.38%			
46) Toluene-d8	10.462	98	1070538	47.66 ug/L		0.00
Spiked Amount 50.000	Range 63 - 126		Recovery = 95.32%			
66) 4-Bromofluorobenzene	12.341	95	457625	43.67 ug/L		0.00
Spiked Amount 50.000	Range 62 - 123		Recovery = 87.34%			
Target Compounds						Qvalue
3) Chloromethane	4.466	50	1574	Below Cal		94
6) Bromomethane	5.127	94	565	Below Cal	#	23
7) Chloroethane	5.251	64	283	Below Cal	#	1
11) 1,1-Dichloroethene	6.380	61	9728	Below Cal		94
14) trans-1,2-Dichloroethene	7.235	61	501	Below Cal	#	66
16) 1,1-Dichloroethane	7.667	63	16063	Below Cal		99
17) Cyclohexane	8.743	41	141	Below Cal	#	19
19) cis-1,2-Dichloroethene	8.214	96	9131	1.20 ug/L		94
20) Chloroform	8.469	83	40018	1.69 ug/L		96
24) Acetone	6.415	43	15832	2.21 ug/L	#	94
34) Benzene	9.025	78	743	Below Cal	#	13
37) Trichloroethene	9.528	95	33540	4.37 ug/L		96
40) Methyl cyclohexane	9.536	56	2330	Below Cal	#	1
50) 1,1,2-Trichloroethane	10.762	83	132	Below Cal	#	80
57) n-Nonane	11.582	57	486	Below Cal	#	48
59) Ethylbenzene	11.600	91	376	Below Cal	#	33
65) 1,1,2,2-Tetrachloroethane	12.402	83	348	Below Cal	#	39
69) 1,2,3-Trichloropropane	12.226	110	718	Below Cal		75
70) n-Propylbenzene	12.499	91	398	Below Cal	#	6
72) 1,3,5-Trimethylbenzene	12.499	105	571	Below Cal	#	6
73) 2-Chlorotoluene	12.341	91	1827	Below Cal	#	1
75) tert-Butylbenzene	12.887	119	632	Below Cal	#	53
76) 1,2,4-Trimethylbenzene	12.887	105	407	Below Cal	#	60
79) 1,3-Dichlorobenzene	13.170	146	323	Below Cal	#	1
80) 1,4-Dichlorobenzene	13.249	146	348	Below Cal	#	1
82) n-Butylbenzene	13.461	92	190	Below Cal	#	5
83) 1,2-Dichlorobenzene	13.575	146	89	Below Cal	#	1
85) 1,2,4-Trichlorobenzene	15.074	180	382	Below Cal	#	57
86) Hexachlorobutadiene	15.207	190	145	Below Cal	#	38
88) 1,2,3-Trichlorobenzene	15.674	180	219	Below Cal	#	88

(#) = qualifier out of range (m) = manual integration (+) = signals summed

3/22/13

Quantitation Report (QT Reviewed)

Data Path : H:\VOA\A228\130320\
Data File : 13032025.D
Acq On : 20 Mar 2013 21:06
Operator : JM
Sample : 459346-005
Misc : SMP
ALS Vial : 4 Sample Multiplier: 1

Quant Time: Mar 22 08:55:06 2013
Quant Method : H:\VOA\A228\METHODS\130307.M
Quant Title : 8260B_S
QLast Update : Mon Mar 11 11:22:48 2013
Response via : Initial Calibration

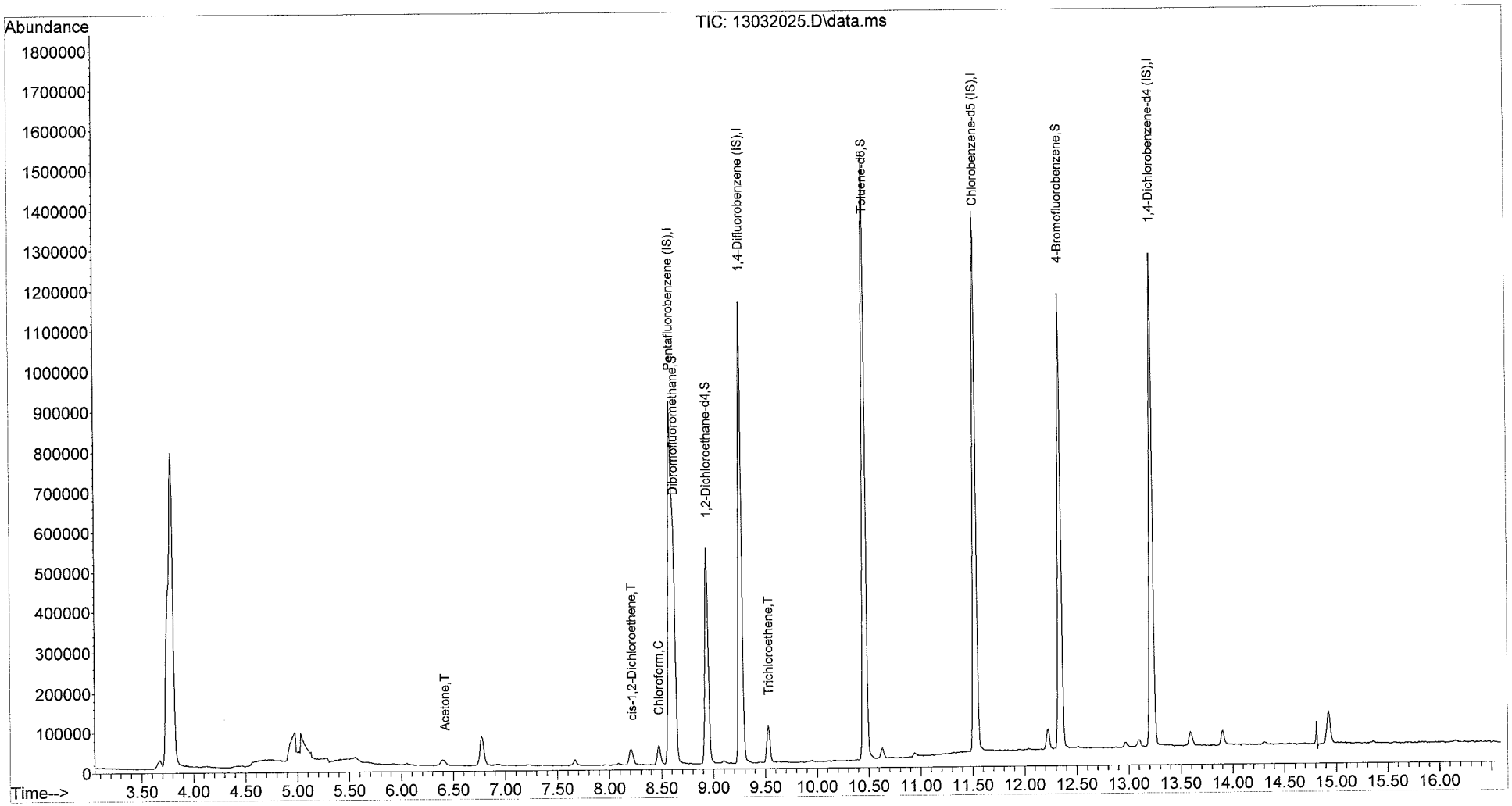

Quantitation Report (QT Reviewed)

Data Path : H:\VOA\A228\130320\
Data File : 13032026.D
Acq On : 20 Mar 2013 21:30
Operator : JM
Sample : 459346-006
Misc : SMP
ALS Vial : 5 Sample Multiplier: 1

Quant Time: Mar 22 08:55:59 2013
Quant Method : H:\VOA\A228\METHODS\130307.M
Quant Title : 8260B_S
QLast Update : Mon Mar 11 11:22:48 2013
Response via : Initial Calibration

Compound	R.T.	QIon	Response	Conc Units	Dev(Min)
Internal Standards					
1) Pentafluorobenzene (IS)	8.584	168	521637	50.00 ug/L	0.00
30) 1,4-Difluorobenzene (IS)	9.263	114	856893	50.00 ug/L	0.00
47) Chlorobenzene-d5 (IS)	11.520	117	733400	50.00 ug/L	0.00
68) 1,4-Dichlorobenzene-d4...	13.222	152	355088	50.00 ug/L	0.00
System Monitoring Compounds					
22) Dibromofluoromethane	8.619	113	309723	48.16 ug/L	0.00
Spiked Amount 50.000	Range 52 - 140		Recovery =	96.32%	
45) 1,2-Dichloroethane-d4	8.937	65	356029	42.53 ug/L	0.00
Spiked Amount 50.000	Range 54 - 133		Recovery =	85.06%	
46) Toluene-d8	10.462	98	879178	47.98 ug/L	0.00
Spiked Amount 50.000	Range 63 - 126		Recovery =	95.96%	
66) 4-Bromofluorobenzene	12.340	95	395914	44.45 ug/L	0.00
Spiked Amount 50.000	Range 62 - 123		Recovery =	88.90%	
Target Compounds					Qvalue
3) Chloromethane	4.466	50	1365	Below Cal #	35
6) Bromomethane	5.048	94	372	Below Cal #	36
7) Chloroethane	5.233	64	310	Below Cal #	1
10) Trichlorotrifluoroethane	6.353	151	1677	0.43 ug/L #	68
11) 1,1-Dichloroethene	6.379	61	5861	Below Cal #	87
14) trans-1,2-Dichloroethene	7.226	61	331	Below Cal #	22
16) 1,1-Dichloroethane	7.667	63	2026	Below Cal #	74
17) Cyclohexane	8.743	41	177	Below Cal #	17
18) 2,2-Dichloropropane	8.311	77	713	Below Cal #	59
20) Chloroform	8.469	83	13012	Below Cal	99
24) Acetone	6.406	43	12132	1.83 ug/L #	92
37) Trichloroethene	9.527	95	4040	0.85 ug/L	99
40) Methyl cyclohexane	9.536	56	2402	Below Cal #	1
50) 1,1,2-Trichloroethane	10.788	83	144	Below Cal #	19
51) 1,3-Dichloropropane	10.903	76	588	Below Cal #	62
57) n-Nonane	11.582	57	519	Below Cal #	12
59) Ethylbenzene	11.582	91	250	Below Cal #	16
65) 1,1,2,2-Tetrachloroethane	12.411	83	179	Below Cal #	63
70) n-Propylbenzene	12.517	91	248	Below Cal #	1
72) 1,3,5-Trimethylbenzene	12.587	105	804	Below Cal #	29
73) 2-Chlorotoluene	12.332	91	1785	Below Cal #	1
75) tert-Butylbenzene	12.861	119	268	Below Cal #	47
76) 1,2,4-Trimethylbenzene	12.914	105	645	Below Cal #	40
79) 1,3-Dichlorobenzene	13.196	146	445	Below Cal #	1
80) 1,4-Dichlorobenzene	13.266	146	339	Below Cal #	1
82) n-Butylbenzene	13.452	92	387	Below Cal #	70
83) 1,2-Dichlorobenzene	13.566	146	433	Below Cal #	1
85) 1,2,4-Trichlorobenzene	15.083	180	312	Below Cal #	44
86) Hexachlorobutadiene	15.171	190	74	Below Cal #	48
88) 1,2,3-Trichlorobenzene	15.656	180	212	Below Cal #	72

(#) = qualifier out of range (m) = manual integration (+) = signals summed

3/27/13

Quantitation Report (QT Reviewed)

Data Path : H:\VOA\A228\130320\
Data File : 13032026.D
Acq On : 20 Mar 2013 21:30
Operator : JM
Sample : 459346-006
Misc : SMP
ALS Vial : 5 Sample Multiplier: 1

Quant Time: Mar 22 08:55:59 2013
Quant Method : H:\VOA\A228\METHODS\130307.M
Quant Title : 8260B_S
QLast Update : Mon Mar 11 11:22:48 2013
Response via : Initial Calibration

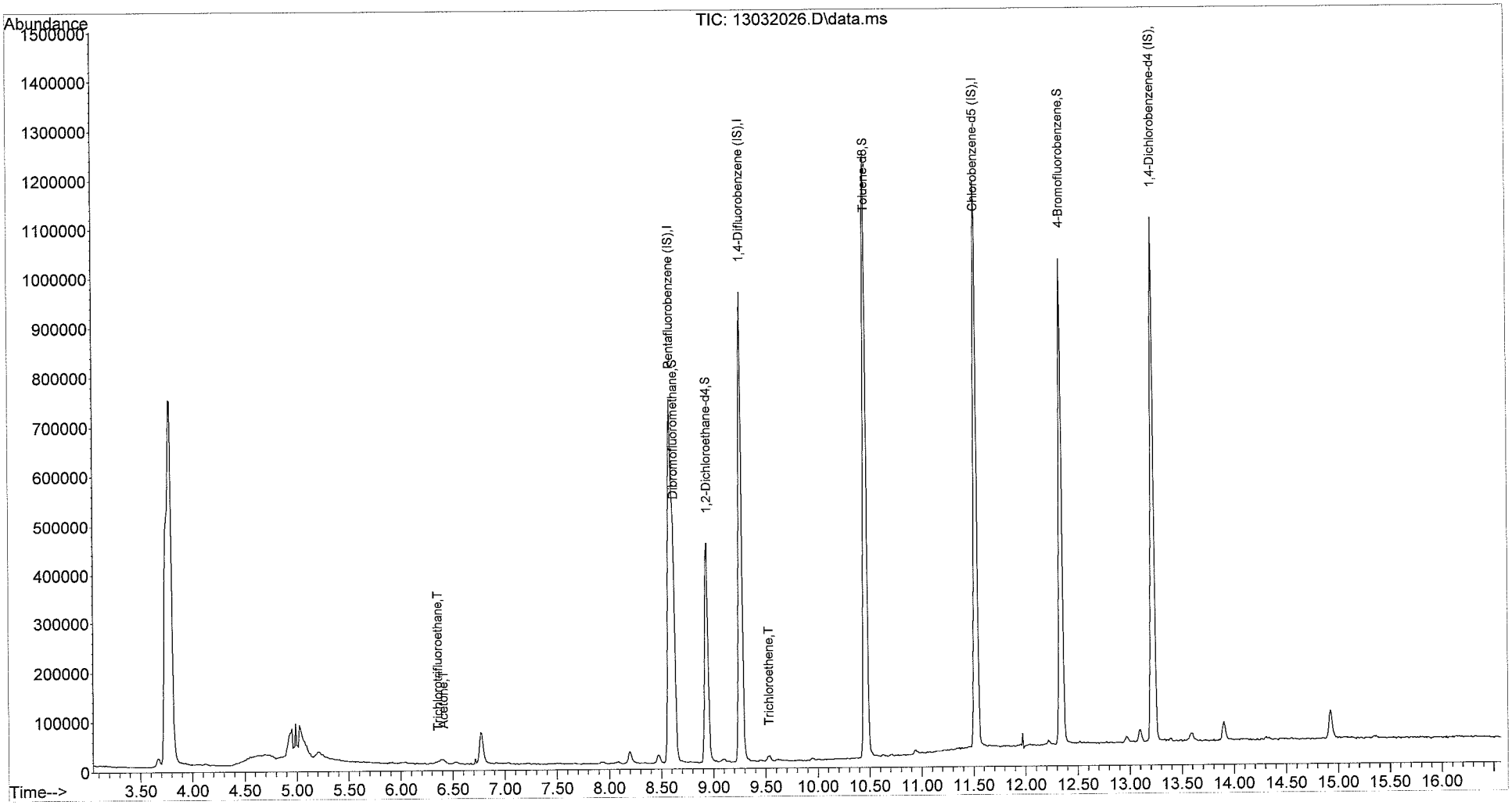

Quantitation Report (QT Reviewed)

Data Path : H:\VOA\A228\130320\
Data File : 13032027.D
Acq On : 20 Mar 2013 21:55
Operator : JM
Sample : 459346-007
Misc : SMP
ALS Vial : 6 Sample Multiplier: 1

Quant Time: Mar 22 08:56:32 2013
Quant Method : H:\VOA\A228\METHODS\130307.M
Quant Title : 8260B_S
QLast Update : Mon Mar 11 11:22:48 2013
Response via : Initial Calibration

Compound	R.T.	QIon	Response	Conc Units	Dev(Min)
Internal Standards					
1) Pentafluorobenzene (IS)	8.586	168	469027	50.00 ug/L	0.00
30) 1,4-Difluorobenzene (IS)	9.265	114	752910	50.00 ug/L	0.00
47) Chlorobenzene-d5 (IS)	11.523	117	636844	50.00 ug/L	0.00
68) 1,4-Dichlorobenzene-d4...	13.224	152	307575	50.00 ug/L	0.00
System Monitoring Compounds					
22) Dibromofluoromethane	8.613	113	277854	48.06 ug/L	0.00
Spiked Amount 50.000	Range 52 - 140		Recovery =	96.12%	
45) 1,2-Dichloroethane-d4	8.930	65	320185	43.53 ug/L	0.00
Spiked Amount 50.000	Range 54 - 133		Recovery =	87.06%	
46) Toluene-d8	10.464	98	788765	48.99 ug/L	0.00
Spiked Amount 50.000	Range 63 - 126		Recovery =	97.98%	
66) 4-Bromofluorobenzene	12.343	95	350788	45.35 ug/L	0.00
Spiked Amount 50.000	Range 62 - 123		Recovery =	90.70%	
Target Compounds					Qvalue
3) Chloromethane	4.450	50	1524	Below Cal	84
6) Bromomethane	5.059	94	294	Below Cal #	40
14) trans-1,2-Dichloroethene	7.246	61	73	Below Cal #	1
16) 1,1-Dichloroethane	7.537	63	543	Below Cal #	36
17) Cyclohexane	8.762	41	515	Below Cal #	12
20) Chloroform	8.471	83	3710	Below Cal	97
24) Acetone	6.408	43	11268	2.07 ug/L #	96
34) Benzene	9.036	78	825	Below Cal #	1
40) Methyl cyclohexane	9.538	56	1801	Below Cal #	1
50) 1,1,2-Trichloroethane	10.773	83	78	Below Cal #	56
51) 1,3-Dichloropropane	10.685	76	363	Below Cal #	1
52) Tetrachloroethene	10.949	166	504	Below Cal #	46
57) n-Nonane	11.584	57	533	Below Cal #	3
59) Ethylbenzene	11.593	91	504	Below Cal #	40
65) 1,1,2,2-Tetrachloroethane	12.404	83	117	Below Cal #	83
70) n-Propylbenzene	12.501	91	493	Below Cal #	1
72) 1,3,5-Trimethylbenzene	12.431	105	514	Below Cal #	16
73) 2-Chlorotoluene	12.334	91	1665	Below Cal #	1
75) tert-Butylbenzene	12.854	119	193	Below Cal #	57
76) 1,2,4-Trimethylbenzene	12.898	105	290	Below Cal #	58
79) 1,3-Dichlorobenzene	13.180	146	233	Below Cal #	1
80) 1,4-Dichlorobenzene	13.251	146	226	Below Cal #	1
82) n-Butylbenzene	13.454	92	361	Below Cal #	2
83) 1,2-Dichlorobenzene	13.595	146	134	Below Cal #	1
85) 1,2,4-Trichlorobenzene	15.085	180	218	Below Cal #	62
86) Hexachlorobutadiene	15.191	190	161	Below Cal #	56
88) 1,2,3-Trichlorobenzene	15.676	180	169	Below Cal #	62

(#) = qualifier out of range (m) = manual integration (+) = signals summed

Quantitation Report (QT Reviewed)

Data Path : H:\VOA\A228\130320\
Data File : 13032027.D
Acq On : 20 Mar 2013 21:55
Operator : JM
Sample : 459346-007
Misc : SMP
ALS Vial : 6 Sample Multiplier: 1

Quant Time: Mar 22 08:56:32 2013
Quant Method : H:\VOA\A228\METHODS\130307.M
Quant Title : 8260B_S
QLast Update : Mon Mar 11 11:22:48 2013
Response via : Initial Calibration

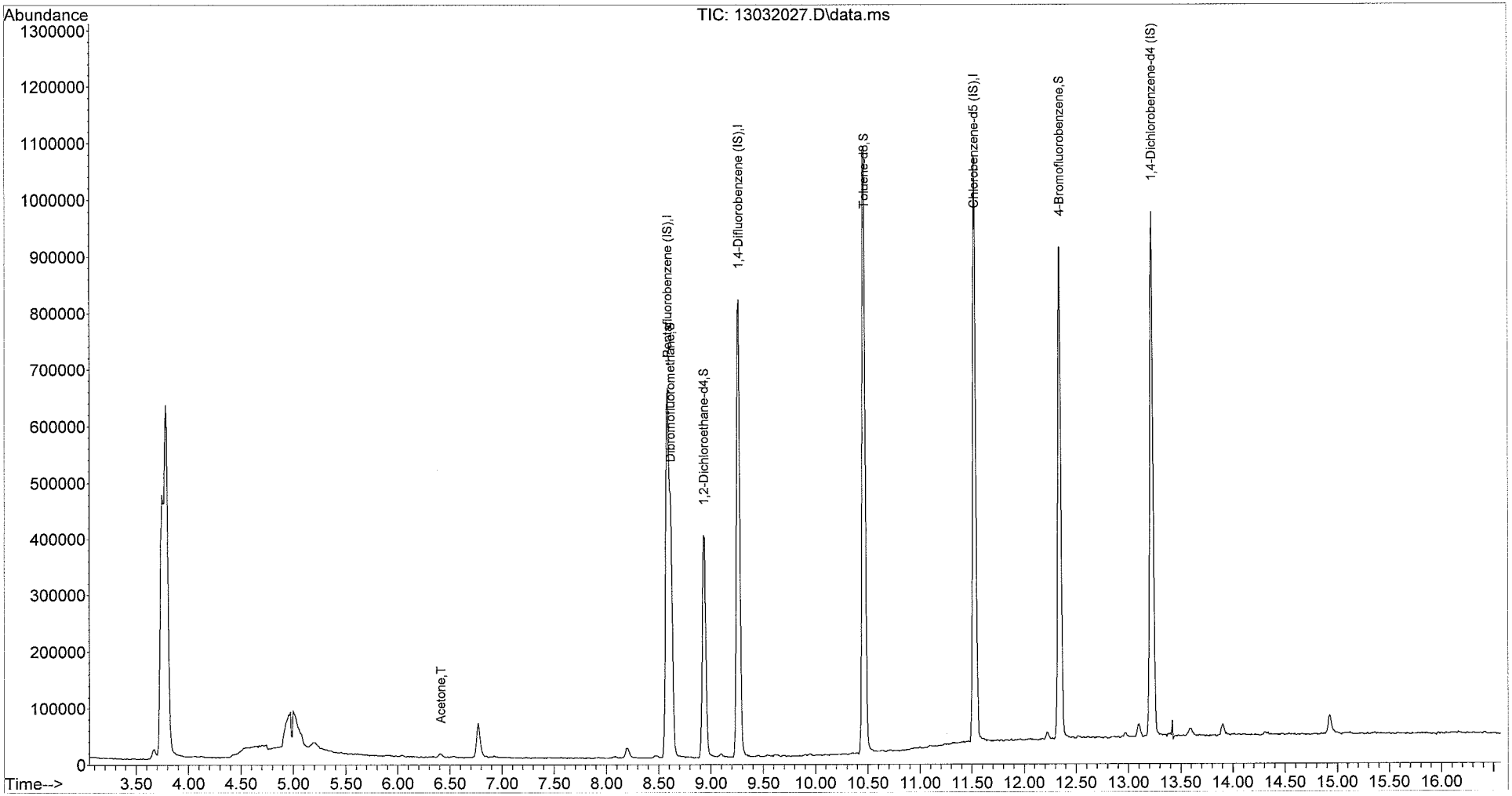

Quantitation Report (QT Reviewed)

Data Path : H:\VOA\A228\130320\
Data File : 13032028.D
Acq On : 20 Mar 2013 22:20
Operator : JM
Sample : 459346-008
Misc : SMP
ALS Vial : 7 Sample Multiplier: 1

Quant Time: Mar 22 08:57:32 2013
Quant Method : H:\VOA\A228\METHODS\130307.M
Quant Title : 8260B_S
QLast Update : Mon Mar 11 11:22:48 2013
Response via : Initial Calibration

Compound	R.T.	QIon	Response	Conc	Units		Dev(Min)
Internal Standards							
1) Pentafluorobenzene (IS)	8.579	168	610979	50.00	ug/L		0.00
30) 1,4-Difluorobenzene (IS)	9.267	114	990795	50.00	ug/L		0.00
47) Chlorobenzene-d5 (IS)	11.524	117	840919	50.00	ug/L		0.00
68) 1,4-Dichlorobenzene-d4...	13.226	152	409887	50.00	ug/L		0.00
System Monitoring Compounds							
22) Dibromofluoromethane	8.614	113	358286	47.57	ug/L		0.00
Spiked Amount 50.000	Range 52 - 140		Recovery = 95.14%				
45) 1,2-Dichloroethane-d4	8.932	65	396083	40.92	ug/L		0.00
Spiked Amount 50.000	Range 54 - 133		Recovery = 81.84%				
46) Toluene-d8	10.457	98	1024343	48.35	ug/L		0.00
Spiked Amount 50.000	Range 63 - 126		Recovery = 96.70%				
66) 4-Bromofluorobenzene	12.344	95	460589	45.10	ug/L		0.00
Spiked Amount 50.000	Range 62 - 123		Recovery = 90.20%				
Target Compounds							Qvalue
2) Dichlorodifluoromethane	4.126	85	2695	0.82	ug/L	#	1
3) Chloromethane	4.478	50	1931	Below Cal			85
6) Bromomethane	5.052	94	603	Below Cal		#	23
7) Chloroethane	5.281	64	760	Below Cal		#	1
14) trans-1,2-Dichloroethene	7.238	61	218	Below Cal		#	79
16) 1,1-Dichloroethane	7.671	63	2114	Below Cal		#	76
17) Cyclohexane	8.738	41	216	Below Cal		#	30
20) Chloroform	8.473	83	8809	Below Cal			94
24) Acetone	6.410	43	13046	1.24	ug/L		83
34) Benzene	9.029	78	973	Below Cal		#	44
37) Trichloroethene	9.522	95	69589	9.62	ug/L		97
40) Methyl cyclohexane	9.540	56	2862	Below Cal		#	1
50) 1,1,2-Trichloroethane	10.766	83	71	Below Cal		#	36
52) Tetrachloroethene	10.942	166	24884	3.69	ug/L		91
57) n-Nonane	11.586	57	307	Below Cal		#	1
59) Ethylbenzene	11.586	91	427	Below Cal		#	27
65) 1,1,2,2-Tetrachloroethane	12.415	83	65	Below Cal		#	51
70) n-Propylbenzene	12.468	91	235	Below Cal		#	24
72) 1,3,5-Trimethylbenzene	12.565	105	1006	Below Cal		#	26
73) 2-Chlorotoluene	12.344	91	2240	Below Cal		#	1
75) tert-Butylbenzene	12.882	119	358	Below Cal		#	62
76) 1,2,4-Trimethylbenzene	12.900	105	584	Below Cal		#	75
79) 1,3-Dichlorobenzene	13.208	146	366	Below Cal		#	1
80) 1,4-Dichlorobenzene	13.252	146	191	Below Cal		#	1
82) n-Butylbenzene	13.438	92	409	Below Cal		#	43
83) 1,2-Dichlorobenzene	13.570	146	132	Below Cal		#	1
85) 1,2,4-Trichlorobenzene	15.078	180	290	Below Cal		#	53
86) Hexachlorobutadiene	15.210	190	239	Below Cal		#	35
88) 1,2,3-Trichlorobenzene	15.660	180	219	Below Cal		#	47

(#) = qualifier out of range (m) = manual integration (+) = signals summed

3/22/13

Quantitation Report (QT Reviewed)

Data Path : H:\VOA\A228\130320\
Data File : 13032028.D
Acq On : 20 Mar 2013 22:20
Operator : JM
Sample : 459346-008
Misc : SMP
ALS Vial : 7 Sample Multiplier: 1

Quant Time: Mar 22 08:57:32 2013
Quant Method : H:\VOA\A228\METHODS\130307.M
Quant Title : 8260B_S
QLast Update : Mon Mar 11 11:22:48 2013
Response via : Initial Calibration

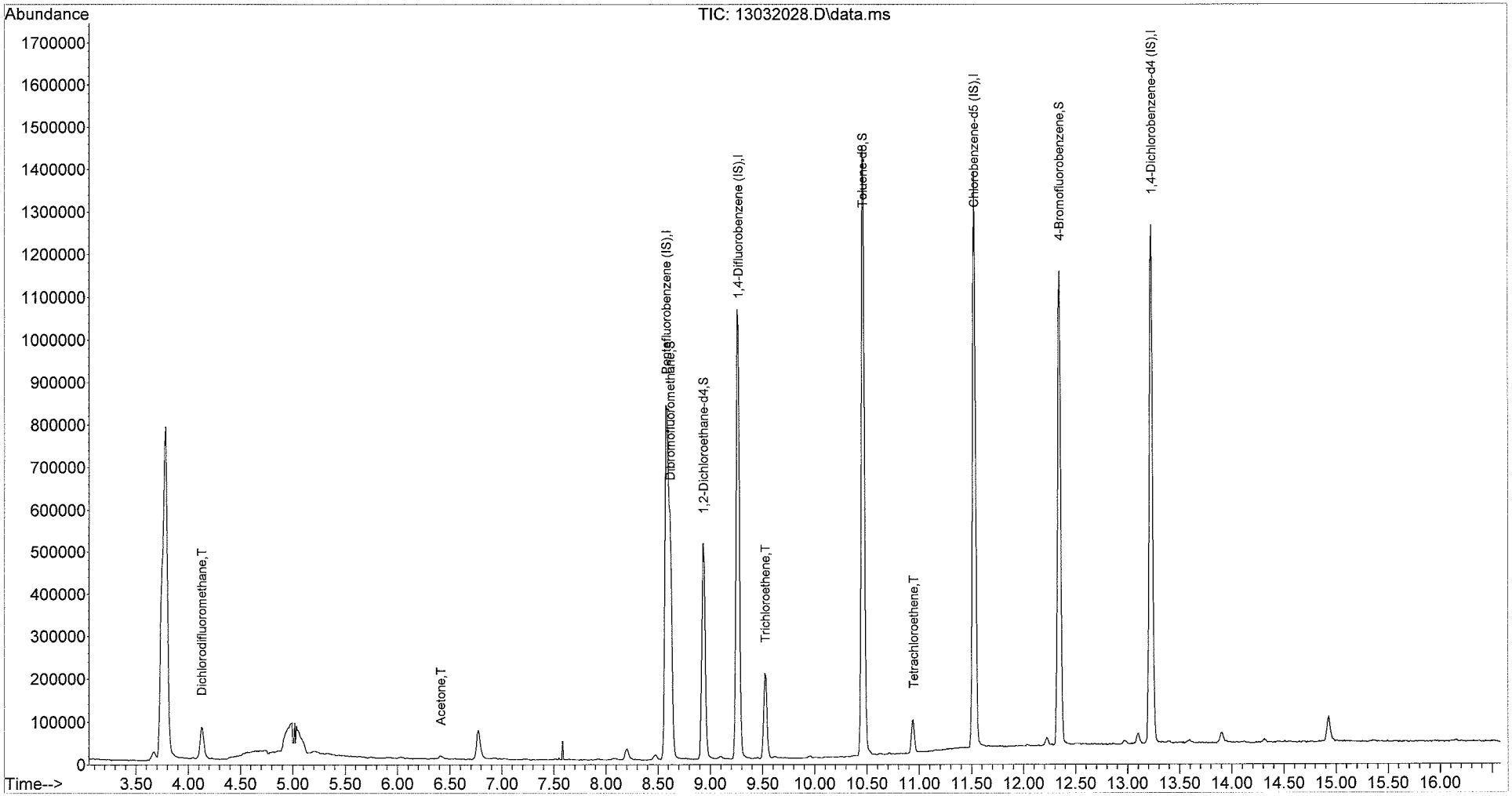

Method 8260B

Run ID 130321 **Date of Run 3/21/13** **Analyst JM** **Page # 89**

Acquisition Method **SC8260**

Standard ID's			**Syringe IDs:**
CCV Std	Prep Log #	GCMSVOA-6066	V-126
BFB Std	Prep Log #	GCMSVOA-6064	V-024
Internal Std	Prep Log #	GCMSVOA-6065	V-029
Surrogates	Prep Log #	GCMSVOA-6064	V-024
Bench Spike	Prep Log #	NA	NA
Secondary spike	Prep Log #	GCMSVOA-6063	NA
Methanol	RL #	07-22-25	V-141

Soil Blank & Sample Preparation

Name	Extract amount in µl	IS amount in µl
Method Blank	100	10
QC Samples	100	10
Matrix Samples	100	10

Aqueous Blank & Sample Preparation

Name	Surrogate	Secondary Spike	Sample amount in ml	IS amount in µl
Method Blank	10	NA	5.0	10
QC Samples	10	10	5.0	10
Matrix Samples	10	NA	5.0	10

CCV Preparation

Standard Name	Standard amt added in µl	Reagent Water amt in mL	Methanol amt added in µl
CCV #1	10	5	80
Internal Standard	10		
Surrogate Standard	10		

Aqueous Dilutions

Dilution	Sample
1X	5 mL
2X	2.5 mL
5X	1 mL
10X	500 µl
20X	250 µl
50X	100 µl
100 X	50 µl
200 X	25 µl
500 X	10 µl

Injection Log

90

Directory: h:\voa\a228\130321

Line	Vial	FileName	Multiplier	SampleName	Misc Info	Injected
1	1	13032101.d	1.	BFB	TUNE CHECK	21 Mar 13 10:17
2	2	13032102.d	1.	CCV	CCV	21 Mar 13 11:07
3	1	13032103.d	1.	BFB	TUNE CHECK	21 Mar 13 11:58
4	2	13032104.d	1.	CCV	CCV	21 Mar 13 12:23
5	3	13032105.d	1.	BLK	BLK	21 Mar 13 13:55
6	4	13032106.d	1.	459346-009	SMP	21 Mar 13 14:20
7	5	13032107.d	1.	459346-010	SMP	21 Mar 13 14:46
8	6	13032108.d	1.	459346-011	SMP	21 Mar 13 15:12
9	7	13032109.d	1.	459346-012	SMP	21 Mar 13 15:39
10	8	13032110.d	1.	459499-001	SMP	21 Mar 13 16:07
11	9	13032111.d	1.	BKS	BKS	21 Mar 13 16:34
12	10	13032112.d	1.	BSD	BSD	21 Mar 13 17:01
13	11	13032113.d	1.	459346-009 S	MS	21 Mar 13 17:25
14	12	13032114.d	1.	459346-009 SD	MSD	21 Mar 13 17:51
15	13	13032115.d	1.	459499-002	SMP	21 Mar 13 18:18
16	14	13032116.d	1.	459499-003	SMP	21 Mar 13 18:45
17	15	13032117.d	1.	459499-004	SMP	21 Mar 13 19:11
18	16	13032118.d	1.	459499-005	SMP	21 Mar 13 19:38
19	1	13032119.d	1.	459499-006	SMP	21 Mar 13 20:04
20	2	13032120.d	1.	459499-007	SMP	21 Mar 13 20:30
21	3	13032121.d	1.	459499-008	SMP	21 Mar 13 20:56
22	4	13032122.d	1.	459504-001	SMP	21 Mar 13 21:22
23	5	13032123.d	1.	459504-002	SMP	21 Mar 13 21:47
24	6	13032124.d	1.	459504-003	SMP	21 Mar 13 22:13
25	7	13032125.d	1.	459504-004	SMP	21 Mar 13 22:38
26	8	13032126.d	1.	459504-005	SMP	21 Mar 13 23:03
27	9	13032127.d	1.	459504-006	SMP	21 Mar 13 23:28
28	10	13032128.d	1.	459504-007	SMP	21 Mar 13 23:54
29	11	13032129.d	1.	NR — 459504-008	SMP	22 Mar 13 00:19

pH<2

pH<2

635494
909653

3/22/13

3-1-2-13

GC/MS QA-QC Check Report

Tune File : H:\VOA\A228\130321\13032103.D
Tune Time : 21 Mar 2013 11:58

Daily Calibration File : H:\VOA\A228\130321\13032104.D

File	Sample	Surrogate Recovery %				Internal Standard Responses		
						642609	1033400	864368
						444019		
13032111.D	BKS	95	82	96	95	619816	1004182	847535
				430605				
13032112.D	BSD	94	81	96	94	630602	1008282	846390
				425742				
13032113.D	459346-009	92	78	94	95	633356	1012457	848715
				439010				
13032114.D	459346-009	91	79	95	94	641598	1018479	856990
				436680				
13032115.D	459499-002	69	62	81	84	632401	833833	717030
				413963				
13032116.D	459499-003	69	61	90	85	629902	823684	714076
				402675				
13032117.D	459499-004	71	64	91	86	609907	809551	683284
				390440				
13032118.D	459499-005	70	64	90	87	590672	779749	673316
				387705				
13032119.D	459499-006	70	64	91	86	573889	758706	667816
				385014				
13032120.D	459499-007	70	63	90	86	587842	778116	665184
				371723				
13032121.D	459499-008	70	63	91	88	577223	768692	655437
				378310				
13032122.D	459504-001	71	66	90	86	456660	605644	524885
				289026				
13032123.D	459504-002	70	63	90	85	568431	757112	666770
				373996				
13032124.D								

	459504-003	71	63	91	86	542907	733690	655853
				371652				
13032125.D								
	459504-004	72	65	93	88	568818	760836	656298
				367868				
13032126.D								
	459504-005	71	63	91	86	568132	770588	662645
				376189				
13032127.D								
	459504-006	71	62	90	85	558811	753144	652939
				362751				
13032128.D								
	459504-007	71	66	91	86	556496	745212	641434
				358653				
13032129.D								
(fails)	459504-008	69	63	91	85	553470	736747	655748
				373923				

(fails) - fails 12hr time check * - fails criteria

Created: Fri Mar 22 09:24:36 2013 GCMS 10

Data Path : H:\VOA\A228\130321\
Data File : 13032103.D
Acq On : 21 Mar 2013 11:58
Operator : JM
Sample : BFB
Misc : TUNE CHECK
ALS Vial : 1 Sample Multiplier: 1

Integration File: RTEINT.P

Method : H:\VOA\A228\METHODS\130307.M
Title : 8260B_S
Last Update : Mon Mar 11 11:37:29 2013

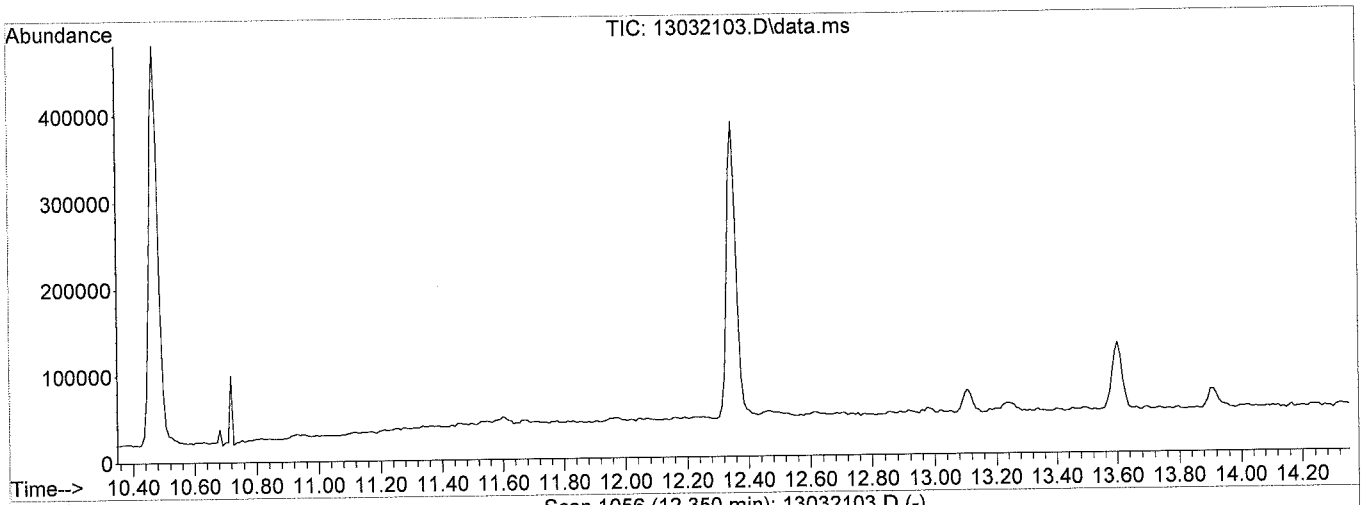

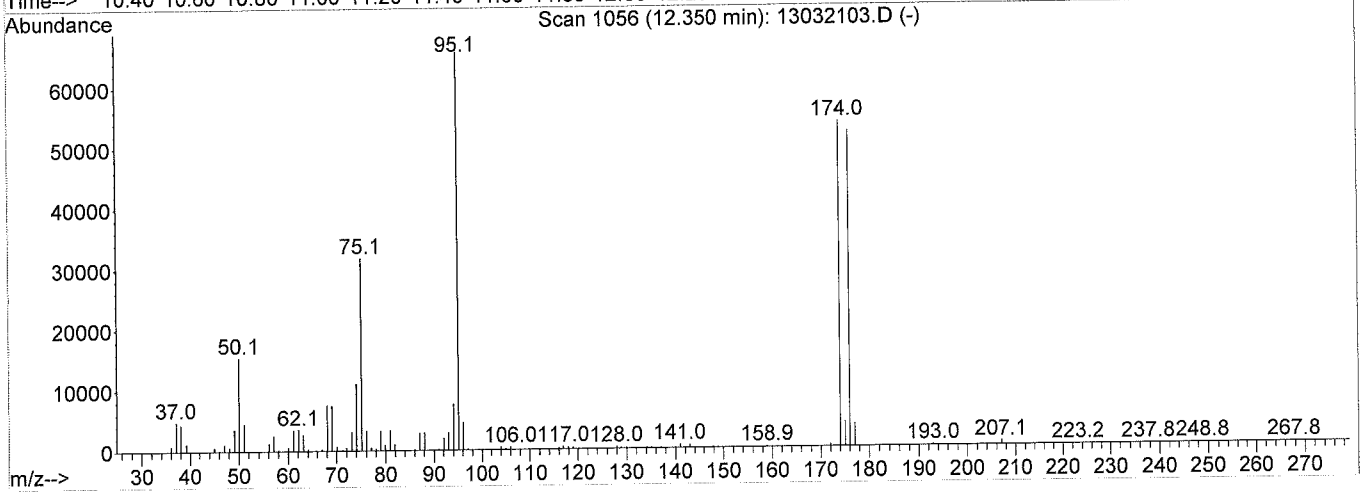

Spectrum Information: Scan 1056

Target Mass	Rel. to Mass	Lower Limit%	Upper Limit%	Rel. Abn%	Raw Abn	Result Pass/Fail
50	95	15	40	23.4	15412	PASS
75	95	30	60	48.2	31738	PASS
95	95	100	100	100.0	65785	PASS
96	95	5	9	6.9	4553	PASS
173	174	0.00	2	0.0	0	PASS
174	95	50	100	81.7	53757	PASS
175	174	5	9	7.6	4086	PASS
176	174	95	101	97.0	52148	PASS
177	176	5	9	7.0	3651	PASS

Quantitation Report (Not Reviewed)

Data Path : H:\VOA\A228\130321\
Data File : 13032104.D
Acq On : 21 Mar 2013 12:23
Operator : JM
Sample : CCV
Misc : CCV
ALS Vial : 2 Sample Multiplier: 1

Quant Time: Mar 21 12:39:58 2013
Quant Method : H:\VOA\A228\METHODS\130307.M
Quant Title : 8260B_S
QLast Update : Mon Mar 11 11:22:48 2013
Response via : Initial Calibration

Compound	R.T.	QIon	Response	Conc	Units		Dev(Min)
Internal Standards							
1) Pentafluorobenzene (IS)	8.586	168	642609	50.00	ug/L		0.00
30) 1,4-Difluorobenzene (IS)	9.265	114	1033400	50.00	ug/L		0.00
47) Chlorobenzene-d5 (IS)	11.532	117	864368	50.00	ug/L		0.01
68) 1,4-Dichlorobenzene-d4...	13.234	152	444019	50.00	ug/L		0.01
System Monitoring Compounds							
22) Dibromofluoromethane	8.622	113	372558	47.03	ug/L		0.00
Spiked Amount 50.000	Range 52 - 140		Recovery = 94.06%				
45) 1,2-Dichloroethane-d4	8.939	65	391667	38.79	ug/L		0.00
Spiked Amount 50.000	Range 54 - 133		Recovery = 77.58%				
46) Toluene-d8	10.465	98	1049206	47.48	ug/L		0.00
Spiked Amount 50.000	Range 63 - 126		Recovery = 94.96%				
66) 4-Bromofluorobenzene	12.343	95	494484	47.10	ug/L		0.00
Spiked Amount 50.000	Range 62 - 123		Recovery = 94.20%				
Target Compounds							Qvalue
2) Dichlorodifluoromethane	4.124	85	70982	20.57	ug/L		97
3) Chloromethane	4.477	50	135549	20.67	ug/L		98
4) Vinyl chloride	4.662	62	83143	22.60	ug/L		97
5) 1,3-Butadiene	4.724	54	36534	21.32	ug/L		98
6) Bromomethane	5.094	94	15420	34.28	ug/L	#	98
7) Chloroethane	5.253	64	88027	22.79	ug/L		94
8) Trichlorofluoromethane	5.676	101	197552	19.09	ug/L		99
9) Acrolein	6.232	56	48014	81.22	ug/L		97
10) Trichlorotrifluoroethane	6.355	151	99191	20.57	ug/L		98
11) 1,1-Dichloroethene	6.391	61	208581	20.94	ug/L		96
12) Methylene chloride	6.929	84	148541	22.08	ug/L		94
13) Acrylonitrile	7.176	53	37643	18.95	ug/L		91
14) trans-1,2-Dichloroethene	7.246	61	216034	21.60	ug/L		95
15) n-Hexane	7.511	57	190792	20.15	ug/L		99
16) 1,1-Dichloroethane	7.669	63	283113	21.68	ug/L		98
17) Cyclohexane	8.763	41	340629	20.77	ug/L	#	89
18) 2,2-Dichloropropane	8.243	77	226140	20.92	ug/L		98
19) cis-1,2-Dichloroethene	8.216	96	154516	20.48	ug/L		94
20) Chloroform	8.481	83	262023	21.23	ug/L		95
21) Bromochloromethane	8.445	128	79933	20.48	ug/L		82
23) 1,1,1-Trichloroethane	8.710	97	223311	18.32	ug/L		97
24) Acetone	6.417	43	92664	39.48	ug/L		96
25) 2-Butanone	8.190	43	162855	46.97	ug/L		99
26) Carbon Disulfide	6.743	76	392207	21.21	ug/L		95
27) Iodomethane	6.620	142	207774	23.30	ug/L		93
28) Vinyl acetate	7.652	43	215235	17.47	ug/L		97
29) Methyl tert-butyl ether	7.220	73	318690	17.37	ug/L		96
31) 1,1-Dichloropropene	8.833	75	197867	19.19	ug/L		95
32) Carbon tetrachloride	8.869	117	192062	18.44	ug/L		98
33) 1,2-Dichloroethane	9.010	62	201549	18.76	ug/L		97
34) Benzene	9.027	78	520198	22.08	ug/L		95
35) 2,2,4-Trimethylpentane	9.054	57	517158	21.65	ug/L		96
36) n-Heptane	9.160	57	122083	20.01	ug/L		93
37) Trichloroethene	9.530	95	147856	19.59	ug/L		96

Data Path : H:\VOA\A228\130321\
Data File : 13032104.D
Acq On : 21 Mar 2013 12:23
Operator : JM
Sample : CCV
Misc : CCV
ALS Vial : 2 Sample Multiplier: 1

Quant Time: Mar 21 12:39:58 2013
Quant Method : H:\VOA\A228\METHODS\130307.M
Quant Title : 8260B_S
QLast Update : Mon Mar 11 11:22:48 2013
Response via : Initial Calibration

Compound	R.T.	QIon	Response	Conc Units	Dev(Min)
38) 1,2-Dichloropropane	9.715	63	149398	21.52 ug/L	98
39) Bromodichloromethane	9.900	83	186971	18.09 ug/L	99
40) Methyl cyclohexane	9.724	56	61765	21.44 ug/L	93
41) Dibromomethane	9.821	93	93765	18.40 ug/L	90
42) cis-1,3-Dichloropropene	10.235	75	233815	19.41 ug/L	93
43) 2-Chloroethylvinylether	10.068	63	20482	12.13 ug/L #	35
44) 4-Methyl-2-pentanone	10.306	43	231029	30.91 ug/L	97
48) Toluene	10.518	92	322478	19.81 ug/L	99
49) trans-1,3-Dichloropropene	10.623	75	192580	18.58 ug/L	93
50) 1,1,2-Trichloroethane	10.782	83	98460	20.62 ug/L	95
51) 1,3-Dichloropropane	10.914	76	209520	20.94 ug/L	92
52) Tetrachloroethene	10.941	166	143130	22.35 ug/L	98
53) Dibromochloromethane	11.108	129	136973	19.20 ug/L	98
54) 1,2-Dibromoethane	11.223	107	129215	19.73 ug/L	95
55) 1-Chlorohexane	11.452	91	206407	19.92 ug/L	95
56) Chlorobenzene	11.549	112	346768	20.37 ug/L	97
57) n-Nonane	11.593	57	225127	23.84 ug/L	94
58) 1,1,1,2-Tetrachloroethane	11.585	131	128827	18.98 ug/L	98
59) Ethylbenzene	11.593	91	583049	22.40 ug/L	97
60) m,p-Xylene	11.664	106	461664	39.97 ug/L	98
61) o-Xylene	11.964	106	233045	20.31 ug/L	87
62) Styrene	11.964	104	375639	20.27 ug/L	92
63) Isopropylbenzene	12.202	105	531630	19.99 ug/L	98
64) Bromoform	12.149	173	85075	18.97 ug/L	96
65) 1,1,2,2-Tetrachloroethane	12.387	83	139524	20.09 ug/L	100
67) 2-Hexanone	10.906	43	153004	30.02 ug/L	99
69) 1,2,3-Trichloropropane	12.458	110	41193	19.19 ug/L	94
70) n-Propylbenzene	12.502	91	704898	22.38 ug/L	95
71) Bromobenzene	12.502	156	157969	19.91 ug/L	94
72) 1,3,5-Trimethylbenzene	12.599	105	484936	21.88 ug/L	97
73) 2-Chlorotoluene	12.616	91	468534	21.96 ug/L	93
74) 4-Chlorotoluene	12.687	91	437272	21.57 ug/L	95
75) tert-Butylbenzene	12.872	119	497067	22.07 ug/L	96
76) 1,2,4-Trimethylbenzene	12.899	105	489323	21.84 ug/L	95
77) sec-Butylbenzene	13.040	105	687206	19.98 ug/L	96
78) 4-Isopropyltoluene	13.119	119	549277	20.05 ug/L	98
79) 1,3-Dichlorobenzene	13.190	146	308048	22.68 ug/L	97
80) 1,4-Dichlorobenzene	13.251	146	269936	20.98 ug/L	99
81) Dicyclopentadiene	13.304	66	56337	19.50 ug/L	98
82) n-Butylbenzene	13.445	92	324177	21.60 ug/L	96
83) 1,2-Dichlorobenzene	13.578	146	275432	21.86 ug/L	95
84) 1,2-Dibromo-3-chloropr...	14.239	157	22210	17.15 ug/L	88
85) 1,2,4-Trichlorobenzene	15.077	180	179613	21.56 ug/L	95
86) Hexachlorobutadiene	15.209	190	47945	21.26 ug/L	91
87) Naphthalene	15.403	128	331429	19.14 ug/L	98
88) 1,2,3-Trichlorobenzene	15.676	180	150467	19.30 ug/L	97

(#) = qualifier out of range (m) = manual integration (+) = signals summed

Quantitation Report (Not Reviewed)

Data Path : H:\VOA\A228\130321\
Data File : 13032104.D
Acq On : 21 Mar 2013 12:23
Operator : JM
Sample : CCV
Misc : CCV
ALS Vial : 2 Sample Multiplier: 1

Quant Time: Mar 21 12:39:58 2013
Quant Method : H:\VOA\A228\METHODS\130307.M
Quant Title : 8260B_S
QLast Update : Mon Mar 11 11:22:48 2013
Response via : Initial Calibration

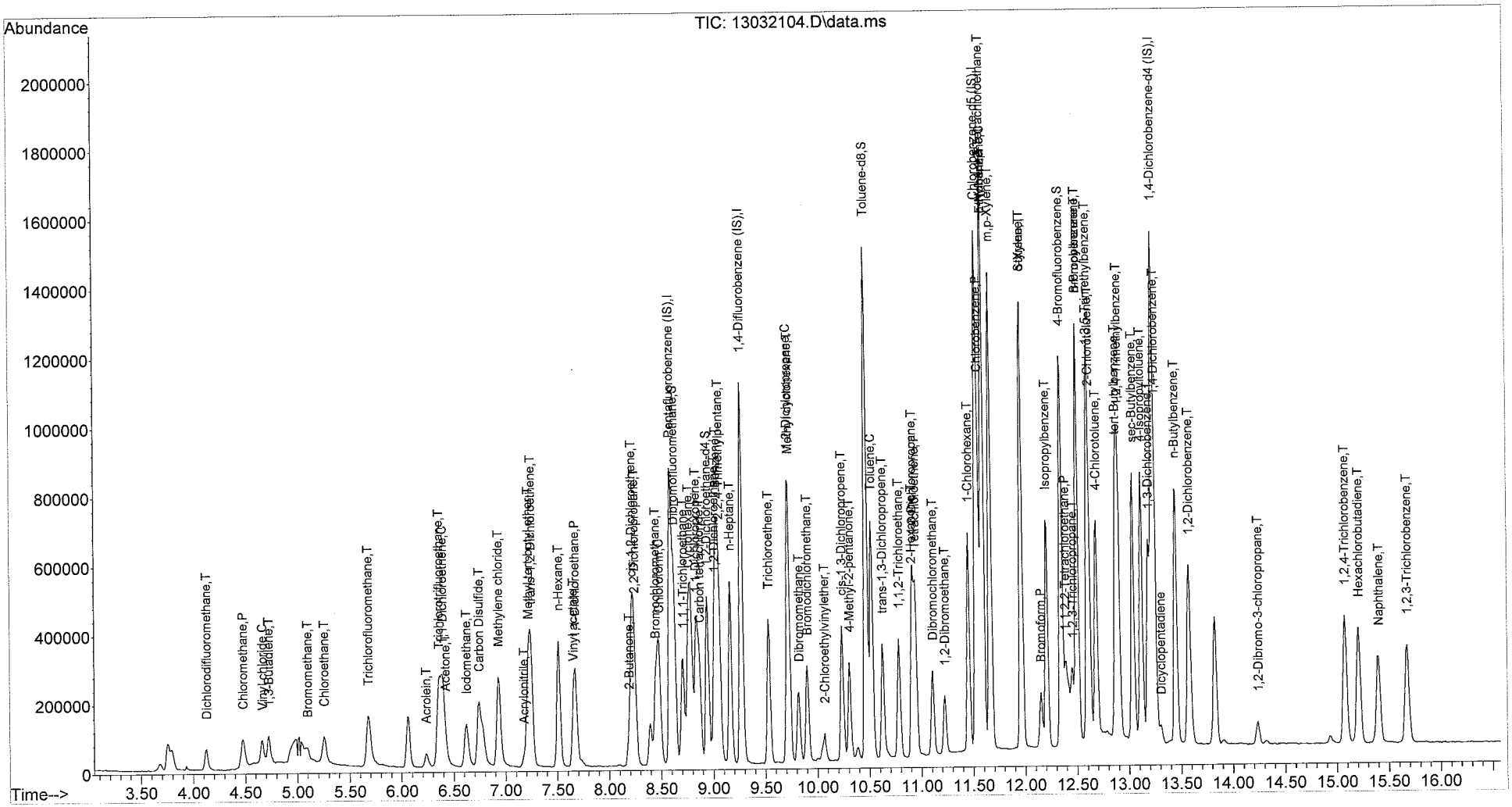

Evaluate Continuing Calibration Report

Data Path : H:\VOA\A228\130321\
Data File : 13032104.D
Acq On : 21 Mar 2013 12:23
Operator : JM
Sample : CCV
Misc : CCV
ALS Vial : 2 Sample Multiplier: 1

Quant Time: Mar 21 12:39:58 2013
Quant Method : H:\VOA\A228\METHODS\130307.M
Quant Title : 8260B_S
QLast Update : Mon Mar 11 11:22:48 2013
Response via : Initial Calibration

Min. RRF : 0.100 Min. Rel. Area : 50% Max. R.T. Dev 0.50min
Max. RRF Dev : 20% Max. Rel. Area : 200%

		Compound	AvgRF	CCRF	%Dev	Area%	Dev(min)
1	I	Pentafluorobenzene (IS)	1.000	1.000	0.0	107	0.00
2	T	Dichlorodifluoromethane	0.268	0.276	-3.0	117	0.01
3	P	Chloromethane	0.578	0.527	8.8	107	0.00
4	C	Vinyl chloride	0.328	0.323	1.5	123	0.01
5	T	1,3-Butadiene	0.161	0.142	11.8	115	0.02
6	T	Bromomethane	0.040	0.060#	-50.0#	191	0.03
7	T	Chloroethane	0.334	0.342	-2.4	120	0.02
8	T	Trichlorofluoromethane	0.805	0.769	4.5	106	0.02
9	T	Acrolein	0.046	0.025#	45.7#	56	0.01
10	T	Trichlorotrifluoroethane	0.375	0.386	-2.9	114	0.02
11	C	1,1-Dichloroethene	0.881	0.811	7.9	104	0.01
12	T	Methylene chloride	0.604	0.578	4.3	111	0.01
13	T	Acrylonitrile	0.155	0.146	5.8	101	0.01
14	T	trans-1,2-Dichloroethene	0.887	0.840	5.3	105	0.01
15	T	n-Hexane	0.737	0.742	-0.7	109	0.01
16	P	1,1-Dichloroethane	1.142	1.101	3.6	107	0.01
17	T	Cyclohexane	1.494	1.325	11.3	98	0.01
18	T	2,2-Dichloropropane	0.950	0.880	7.4	102	0.01
19	T	cis-1,2-Dichloroethene	0.587	0.601	-2.4	111	0.00
20	C	Chloroform	1.085	1.019	6.1	106	0.01
21	T	Bromochloromethane	0.304	0.311	-2.3	114	0.01
22	S	Dibromofluoromethane	0.616	0.580	5.8	99	0.00
23	T	1,1,1-Trichloroethane	0.948	0.869	8.3	101	0.01
24	T	Acetone	0.306	0.180	41.2#	102	0.01
25	T	2-Butanone	0.326	0.317	2.8	123	0.01
26	T	Carbon Disulfide	1.439	1.526	-6.0	117	0.02
27	T	Iodomethane	0.694	0.808	-16.4	117	0.02
28	T	Vinyl acetate	0.959	0.837	12.7	91	0.01
29	T	Methyl tert-butyl ether	1.427	1.240	13.1	96	0.01
30	I	1,4-Difluorobenzene (IS)	1.000	1.000	0.0	107	0.00
31	T	1,1-Dichloropropene	0.499	0.479	4.0	107	0.00
32	T	Carbon tetrachloride	0.504	0.465	7.7	103	0.01
33	T	1,2-Dichloroethane	0.592	0.488	17.6	93	0.01
34	T	Benzene	1.267	1.258	0.7	112	0.01
35	T	2,2,4-Trimethylpentane	1.306	1.251	4.2	108	0.01
36	T	n-Heptane	0.295	0.295	0.0	109	0.00
37	T	Trichloroethene	0.365	0.358	1.9	109	0.00
38	C	1,2-Dichloropropane	0.382	0.361	5.5	106	0.01
39	T	Bromodichloromethane	0.500	0.452	9.6	101	0.00
40	T	Methyl cyclohexane	0.165	0.149	9.7	106	0.01
41	T	Dibromomethane	0.247	0.227	8.1	103	0.01
42	T	cis-1,3-Dichloropropene	0.583	0.566	2.9	105	0.00
43	T	2-Chloroethylvinylether	0.092	0.050#	45.7#	70	0.00
44	T	4-Methyl-2-pentanone	0.362	0.279	22.9#	87	0.00
45	S	1,2-Dichloroethane-d4	0.489	0.379	22.5#	85	0.00
46	S	Toluene-d8	1.069	1.015	5.1	103	0.00

Evaluate Continuing Calibration Report

Data Path : H:\VOA\A228\130321\
Data File : 13032104.D
Acq On : 21 Mar 2013 12:23
Operator : JM
Sample : CCV
Misc : CCV
ALS Vial : 2 Sample Multiplier: 1

Quant Time: Mar 21 12:39:58 2013
Quant Method : H:\VOA\A228\METHODS\130307.M
Quant Title : 8260B_S
QLast Update : Mon Mar 11 11:22:48 2013
Response via : Initial Calibration

Min. RRF : 0.100 Min. Rel. Area : 50% Max. R.T. Dev 0.50min
Max. RRF Dev : 20% Max. Rel. Area : 200%

		Compound	AvgRF	CCRF	%Dev	Area%	Dev(min)
47	I	Chlorobenzene-d5 (IS)	1.000	1.000	0.0	106	0.01
48	C	Toluene	0.942	0.933	1.0	113	0.00
49	T	trans-1,3-Dichloropropene	0.600	0.557	7.2	99	0.00
50	T	1,1,2-Trichloroethane	0.307	0.285	7.2	105	0.01
51	T	1,3-Dichloropropane	0.649	0.606	6.6	105	0.00
52	T	Tetrachloroethene	0.406	0.414	-2.0	118	0.00
53	T	Dibromochloromethane	0.413	0.396	4.1	105	0.01
54	T	1,2-Dibromoethane	0.379	0.374	1.3	105	0.01
55	T	1-Chlorohexane	0.599	0.597	0.3	110	0.00
56	P	Chlorobenzene	0.985	1.003	-1.8	114	0.00
57	T	n-Nonane	0.675	0.651	3.6	111	0.00
58	T	1,1,1,2-Tetrachloroethane	0.393	0.373	5.1	110	0.00
59	C	Ethylbenzene	1.710	1.686	1.4	111	0.01
60	T	m,p-Xylene	0.668	0.668	0.0	112	0.00
61	T	o-Xylene	0.664	0.674	-1.5	115	0.01
62	T	Styrene	1.072	1.086	-1.3	112	0.01
63	T	Isopropylbenzene	1.539	1.538	0.1	110	0.00
64	P	Bromoform	0.259	0.246	5.0	108	0.00
65	P	1,1,2,2-Tetrachloroethane	0.459	0.404	12.0	106	0.00
66	S	4-Bromofluorobenzene	0.607	0.572	5.8	104	0.00
67	T	2-Hexanone	0.293	0.221	24.6#	85	0.00
68	I	1,4-Dichlorobenzene-d4 (IS)	1.000	1.000	0.0	106	0.01
69	T	1,2,3-Trichloropropane	0.276	0.232	15.9	98	0.01
70	T	n-Propylbenzene	4.064	3.969	2.3	109	0.01
71	T	Bromobenzene	0.893	0.889	0.4	116	0.00
72	T	1,3,5-Trimethylbenzene	2.848	2.730	4.1	108	0.00
73	T	2-Chlorotoluene	2.811	2.638	6.2	109	0.01
74	T	4-Chlorotoluene	2.572	2.462	4.3	106	0.01
75	T	tert-Butylbenzene	2.814	2.799	0.5	112	0.00
76	T	1,2,4-Trimethylbenzene	2.895	2.755	4.8	108	0.00
77	T	sec-Butylbenzene	3.874	3.869	0.1	111	0.01
78	T	4-Isopropyltoluene	3.085	3.093	-0.3	113	0.00
79	T	1,3-Dichlorobenzene	1.690	1.734	-2.6	117	0.00
80	T	1,4-Dichlorobenzene	1.587	1.520	4.2	110	0.00
81		Dicyclopentadiene	0.325	0.317	2.5	105	0.00
82	T	n-Butylbenzene	1.873	1.825	2.6	109	0.00
83	T	1,2-Dichlorobenzene	1.605	1.551	3.4	112	0.01
84	T	1,2-Dibromo-3-chloropropane	0.184	0.125	32.1#	94	0.01
85	T	1,2,4-Trichlorobenzene	1.077	1.011	6.1	105	0.00
86	T	Hexachlorobutadiene	0.302	0.270	10.6	103	0.01
87	T	Naphthalene	2.196	1.866	15.0	96	0.01
88	T	1,2,3-Trichlorobenzene	0.939	0.847	9.8	100	0.01

(#) = Out of Range SPCC's out = 0 CCC's out = 0

3/22/13

Continuing Calibration Evaluation

CCV
3/21/2013 12:23

13032104.D
GCMS 10

Name	Fit	AvgRF/Amt	CCRF/Conc	%Rec	LCL	UCL	
Pentafluorobenzene (IS)	IS	596941.000	642609.000	XXXXXX	298471	1193882	
Dichlorodifluoromethane	A	0.268	0.276	103	31	155	
Chloromethane	L	20.000	20.669	103	47	139	
Vinyl chloride	L	20.000	22.602	113	80	120	
1,3-Butadiene	L	20.000	21.325	107	68	130	
Bromomethane	Q	20.000	34.280	171	16	180	
Chloroethane	L	20.000	22.792	114	43	155	
Trichlorofluoromethane	A	0.805	0.769	95	61	135	
Acrolein	A	0.046	0.037	81	70	130	
Trichlorotrifluoroethane	A	0.375	0.386	103	58	147	
1,1-Dichloroethene	L	20.000	20.942	105	80	120	
Methylene chloride	L	20.000	22.076	110	64	133	
Acrylonitrile	A	0.155	0.146	95	68	130	
trans-1,2-Dichloroethene	L	20.000	21.598	108	67	131	
n-Hexane	A	0.737	0.742	101	68	130	
1,1-Dichloroethane	L	20.000	21.682	108	66	132	
Cyclohexane	L	20.000	20.773	104	70	130	
2,2-Dichloropropane	L	20.000	20.917	105	67	136	
cis-1,2-Dichloroethene	A	0.587	0.601	102	68	129	
Chloroform	L	20.000	21.232	106	80	120	
Bromochloromethane	A	0.304	0.311	102	68	130	
Dibromofluoromethane	A	0.616	0.580	94	70	130	
1,1,1-Trichloroethane	A	0.948	0.869	92	70	130	
Acetone	L	40.000	39.483	99	51	171	
2-Butanone	L	40.000	46.970	117	63	136	
Carbon Disulfide	A	1.439	1.526	106	56	138	
Iodomethane	A	0.694	0.808	116	44	153	
Vinyl acetate	A	0.959	0.837	87	68	130	
Methyl tert-butyl ether	A	1.427	1.240	87	71	129	
1,4-Difluorobenzene (IS)	IS	955870.000	1033400.000	XXXXXX	477935	1911740	
1,1-Dichloropropene	A	0.499	0.479	96	74	127	
Carbon tetrachloride	A	0.504	0.465	92	74	133	
1,2-Dichloroethane	L	20.000	18.757	94	68	130	
Benzene	L	20.000	22.079	110	68	130	
2,2,4-Trimethylpentane	L	20.000	21.655	108	70	130	
n-Heptane	A	0.295	0.295	100	70	130	
Trichloroethene	A	0.365	0.358	98	78	123	
1,2-Dichloropropane	L	20.000	21.518	108	68	130	
Bromodichloromethane	A	0.500	0.452	90	76	122	
Methyl cyclohexane	L	20.000	21.436	107	70	130	
Dibromomethane	A	0.247	0.227	92	77	120	
cis-1,3-Dichloropropene	A	0.583	0.566	97	79	121	
2-Chloroethylvinylether	L	20.000	12.127	61	62	131	*
4-Methyl-2-pentanone	A	0.362	0.279	77	68	126	
1,2-Dichloroethane-d4	A	0.489	0.379	78	70	130	

Toluene-d8	A	1.069	1.015	95	70	130	
Chlorobenzene-d5 (IS)	IS	807325.000	864368.000	XXXXXX	403663	1614650	
Toluene	A	0.942	0.933	99	80	120	
trans-1,3-Dichloropropene	A	0.600	0.557	93	76	121	
1,1,2-Trichloroethane	L	20.000	20.616	103	71	125	
1,3-Dichloropropane	L	20.000	20.943	105	74	124	
Tetrachloroethene	L	20.000	22.350	112	71	130	
Dibromochloromethane	A	0.413	0.396	96	68	130	
1,2-Dibromoethane	A	0.379	0.374	99	77	121	
1-Chlorohexane	A	0.599	0.597	100	68	130	
Chlorobenzene	A	0.985	1.003	102	47	139	
n-Nonane	L	20.000	23.836	119	70	130	
1,1,1,2-Tetrachloroethane	A	0.393	0.373	95	79	119	
Ethylbenzene	L	20.000	22.396	112	80	120	
m,p-Xylene	A	0.668	0.668	100	79	122	
o-Xylene	A	0.664	0.674	102	79	121	
Styrene	A	1.072	1.086	101	79	121	
Isopropylbenzene	A	1.539	1.538	100	78	122	
Bromoform	A	0.259	0.246	95	75	121	
1,1,2,2-Tetrachloroethane	L	20.000	20.094	100	70	122	
4-Bromofluorobenzene	A	0.607	0.572	94	70	130	
2-Hexanone	Q	40.000	30.018	75	67	124	
1,4-Dichlorobenzene-d4 (IS)	IS	406370.000	444019.000	XXXXXX	203185	812740	
1,2,3-Trichloropropane	L	20.000	19.195	96	74	119	
n-Propylbenzene	L	20.000	22.381	112	70	121	
Bromobenzene	A	0.893	0.889	100	80	120	
1,3,5-Trimethylbenzene	L	20.000	21.884	109	80	120	
2-Chlorotoluene	L	20.000	21.958	110	78	122	
4-Chlorotoluene	L	20.000	21.575	108	77	123	
tert-Butylbenzene	L	20.000	22.073	110	80	120	
1,2,4-Trimethylbenzene	L	20.000	21.843	109	79	121	
sec-Butylbenzene	A	3.874	3.869	100	77	124	
4-Isopropyltoluene	A	3.085	3.093	100	79	120	
1,3-Dichlorobenzene	L	20.000	22.683	113	80	120	
1,4-Dichlorobenzene	L	20.000	20.979	105	80	120	
Dicyclopentadiene	A	0.325	0.317	98	80	120	
n-Butylbenzene	L	20.000	21.599	108	76	124	
1,2-Dichlorobenzene	L	20.000	21.865	109	80	120	
1,2-Dibromo-3-chloropropane	L	20.000	17.152	86	70	118	
1,2,4-Trichlorobenzene	L	20.000	21.559	108	75	125	
Hexachlorobutadiene	L	20.000	21.260	106	73	128	
Naphthalene	L	20.000	19.143	96	74	125	
1,2,3-Trichlorobenzene	Q	20.000	19.304	97	69	127	

SPCCs out = 0 CCCs out = 0

3/21/13

Quantitation Report (QT Reviewed)

Data Path : H:\VOA\A228\130321\
Data File : 13032105.D
Acq On : 21 Mar 2013 13:55
Operator : JM
Sample : BLK
Misc : BLK
ALS Vial : 3 Sample Multiplier: 1

Quant Time: Mar 22 11:13:40 2013
Quant Method : H:\VOA\A228\METHODS\130307.M
Quant Title : 8260B_S
QLast Update : Mon Mar 11 11:37:29 2013
Response via : Initial Calibration

Compound	R.T.	QIon	Response	Conc	Units	Dev(Min)
Internal Standards						
1) Pentafluorobenzene (IS)	8.599	168	684602	50.00	ug/L	0.01
30) 1,4-Difluorobenzene (IS)	9.278	114	1075574	50.00	ug/L	0.01
47) Chlorobenzene-d5 (IS)	11.535	117	895884	50.00	ug/L	0.01
68) 1,4-Dichlorobenzene-d4...	13.237	152	438831	50.00	ug/L	0.01
System Monitoring Compounds						
22) Dibromofluoromethane	8.625	113	381197	45.17	ug/L	0.00
Spiked Amount 50.000	Range 52 - 140		Recovery =	90.34%		
45) 1,2-Dichloroethane-d4	8.943	65	413076	39.31	ug/L	0.00
Spiked Amount 50.000	Range 54 - 133		Recovery =	78.62%		
46) Toluene-d8	10.468	98	1071840	46.60	ug/L	0.00
Spiked Amount 50.000	Range 63 - 126		Recovery =	93.20%		
66) 4-Bromofluorobenzene	12.355	95	486221	44.68	ug/L	0.01
Spiked Amount 50.000	Range 62 - 123		Recovery =	89.36%		
Target Compounds						Qvalue
3) Chloromethane	4.472	50	1548	Below Cal		94
6) Bromomethane	5.107	94	336	Below Cal	#	33
7) Chloroethane	5.274	64	408	Below Cal	#	1
14) trans-1,2-Dichloroethene	7.250	61	139	Below Cal	#	56
16) 1,1-Dichloroethane	7.717	63	1306	Below Cal	#	51
17) Cyclohexane	8.793	41	490	Below Cal	#	39
18) 2,2-Dichloropropane	8.211	77	590	Below Cal	#	63
20) Chloroform	8.484	83	790	Below Cal		88
24) Acetone	6.421	43	15714	1.73 ug/L	#	88
34) Benzene	9.031	78	1133	Below Cal	#	1
40) Methyl cyclohexane	9.560	56	2654	Below Cal	#	1
44) 4-Methyl-2-pentanone	10.327	43	6355	0.82 ug/L		88
50) 1,1,2-Trichloroethane	10.786	83	638	Below Cal	#	67
51) 1,3-Dichloropropane	10.936	76	2653	Below Cal		79
52) Tetrachloroethene	10.962	166	411	Below Cal		85
57) n-Nonane	11.597	57	2929	Below Cal	#	87
59) Ethylbenzene	11.597	91	1832	Below Cal	#	74
65) 1,1,2,2-Tetrachloroethane	12.391	83	3476	Below Cal		82
67) 2-Hexanone	10.927	43	7584	2.51 ug/L		94
69) 1,2,3-Trichloropropane	12.461	110	1293	Below Cal	#	71
70) n-Propylbenzene	12.505	91	2536	Below Cal		81
72) 1,3,5-Trimethylbenzene	12.611	105	2688	Below Cal	#	90
73) 2-Chlorotoluene	12.620	91	1716	Below Cal	#	85
74) 4-Chlorotoluene	12.690	91	1566	Below Cal	#	92
75) tert-Butylbenzene	12.893	119	2377	Below Cal	#	73
76) 1,2,4-Trimethylbenzene	12.911	105	3794	Below Cal		93
79) 1,3-Dichlorobenzene	13.202	146	2026	Below Cal	#	1
80) 1,4-Dichlorobenzene	13.255	146	2160	Below Cal	#	1
82) n-Butylbenzene	13.458	92	1453	Below Cal		91
83) 1,2-Dichlorobenzene	13.581	146	2987	Below Cal	#	70
84) 1,2-Dibromo-3-chloropr...	14.260	157	1204	1.15 ug/L	#	58
85) 1,2,4-Trichlorobenzene	15.098	180	3326	Below Cal		94
86) Hexachlorobutadiene	15.230	190	853	Below Cal	#	65
87) Naphthalene	15.415	128	13516	0.55 ug/L		95

Quantitation Report (QT Reviewed)

Data Path : H:\VOA\A228\130321\
Data File : 13032105.D
Acq On : 21 Mar 2013 13:55
Operator : JM
Sample : BLK
Misc : BLK
ALS Vial : 3 Sample Multiplier: 1

Quant Time: Mar 22 11:13:40 2013
Quant Method : H:\VOA\A228\METHODS\130307.M
Quant Title : 8260B_S
QLast Update : Mon Mar 11 11:37:29 2013
Response via : Initial Calibration

Compound	R.T.	QIon	Response	Conc Units	Dev(Min)
88) 1,2,3-Trichlorobenzene	15.689	180	4603	0.44 ug/L	91

(#) = qualifier out of range (m) = manual integration (+) = signals summed

Quantitation Report (QT Reviewed)

Data Path : H:\VOA\A228\130321\
Data File : 13032105.D
Acq On : 21 Mar 2013 13:55
Operator : JM
Sample : BLK
Misc : BLK
ALS Vial : 3 Sample Multiplier: 1

Quant Time: Mar 22 11:13:40 2013
Quant Method : H:\VOA\A228\METHODS\130307.M
Quant Title : 8260B_S
QLast Update : Mon Mar 11 11:37:29 2013
Response via : Initial Calibration

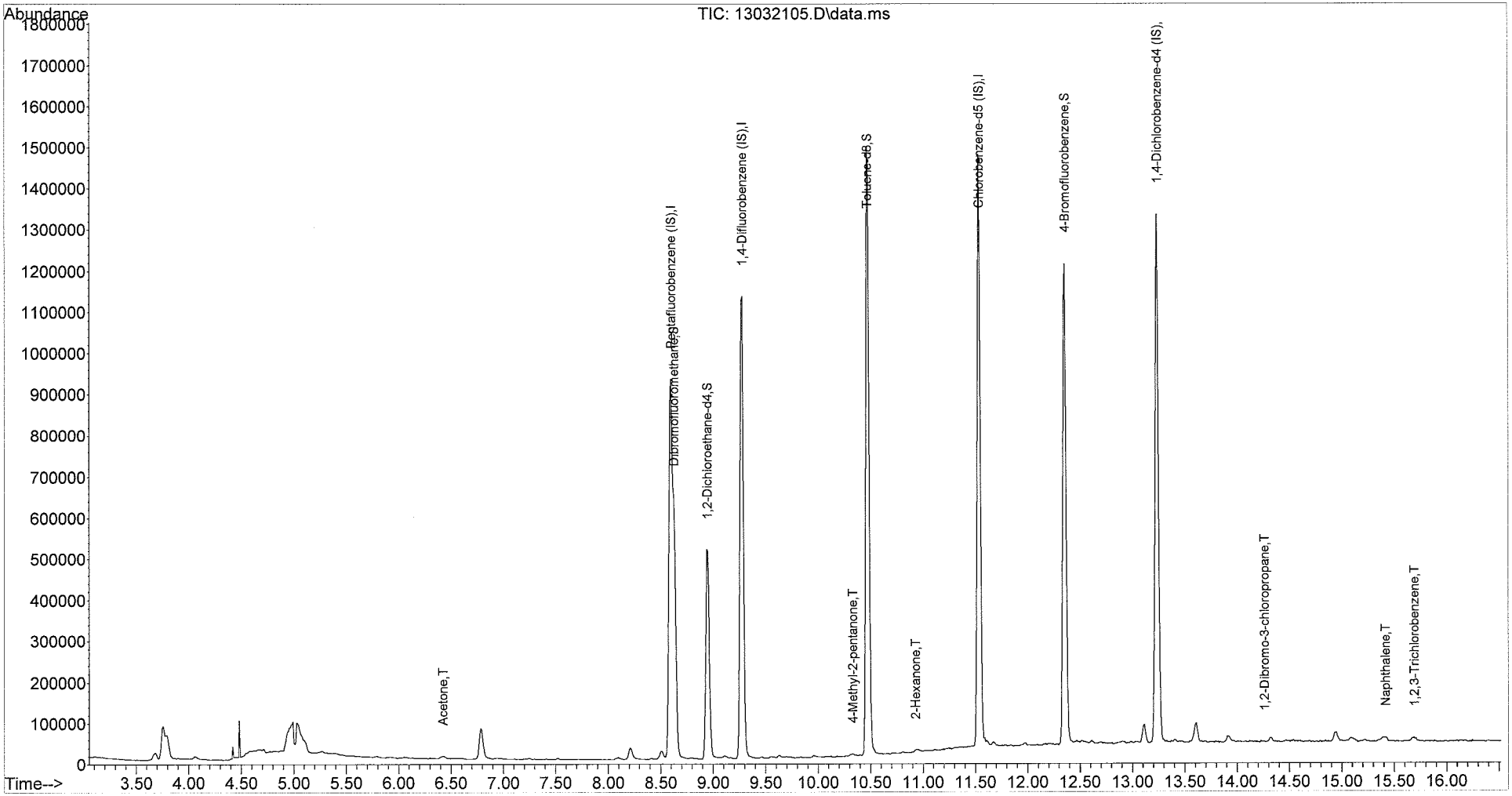

Quantitation Report (QT Reviewed)

Data Path : H:\VOA\A228\130321\
Data File : 13032106.D
Acq On : 21 Mar 2013 14:20
Operator : JM
Sample : 459346-009
Misc : SMP
ALS Vial : 4 Sample Multiplier: 1

Quant Time: Mar 22 11:14:31 2013
Quant Method : H:\VOA\A228\METHODS\130307.M
Quant Title : 8260B_S
QLast Update : Mon Mar 11 11:22:48 2013
Response via : Initial Calibration

Compound	R.T.	QIon	Response	Conc Units		Dev(Min)
Internal Standards						
1) Pentafluorobenzene (IS)	8.603	168	654415	50.00 ug/L		0.02
30) 1,4-Difluorobenzene (IS)	9.282	114	1042973	50.00 ug/L		0.02
47) Chlorobenzene-d5 (IS)	11.539	117	854906	50.00 ug/L		0.02
68) 1,4-Dichlorobenzene-d4...	13.233	152	420606	50.00 ug/L		0.00
System Monitoring Compounds						
22) Dibromofluoromethane	8.629	113	377313	46.77 ug/L		0.00
Spiked Amount 50.000	Range 52 - 140		Recovery = 93.54%			
45) 1,2-Dichloroethane-d4	8.947	65	418530	41.07 ug/L		0.00
Spiked Amount 50.000	Range 54 - 133		Recovery = 82.14%			
46) Toluene-d8	10.472	98	1059369	47.50 ug/L		0.00
Spiked Amount 50.000	Range 63 - 126		Recovery = 95.00%			
66) 4-Bromofluorobenzene	12.351	95	480680	46.29 ug/L		0.00
Spiked Amount 50.000	Range 62 - 123		Recovery = 92.58%			
Target Compounds						Qvalue
3) Chloromethane	4.476	50	2187	Below Cal		89
6) Bromomethane	5.129	94	430	Below Cal	#	36
7) Chloroethane	5.252	64	321	Below Cal	#	1
11) 1,1-Dichloroethene	6.398	61	1740	Below Cal	#	84
14) trans-1,2-Dichloroethene	7.254	61	104	Below Cal	#	1
16) 1,1-Dichloroethane	7.686	63	752	Below Cal	#	72
17) Cyclohexane	8.788	41	954	Below Cal	#	22
20) Chloroform	8.488	83	7589	Below Cal		88
24) Acetone	6.434	43	13703	1.11 ug/L	#	91
34) Benzene	9.044	78	1240	Below Cal	#	40
40) Methyl cyclohexane	9.555	56	2287	Below Cal	#	1
50) 1,1,2-Trichloroethane	10.790	83	162	Below Cal	#	2
51) 1,3-Dichloropropane	10.675	76	362	Below Cal	#	1
52) Tetrachloroethene	10.949	166	47394	7.24 ug/L		98
57) n-Nonane	11.601	57	723	Below Cal	#	24
59) Ethylbenzene	11.592	91	710	Below Cal	#	68
65) 1,1,2,2-Tetrachloroethane	12.412	83	106	Below Cal	#	40
69) 1,2,3-Trichloropropane	12.368	110	579	Below Cal	#	1
70) n-Propylbenzene	12.509	91	789	Below Cal		74
72) 1,3,5-Trimethylbenzene	12.606	105	830	Below Cal	#	45
73) 2-Chlorotoluene	12.509	91	534	Below Cal	#	59
74) 4-Chlorotoluene	12.509	91	534	Below Cal	#	59
75) tert-Butylbenzene	12.889	119	60	Below Cal	#	57
76) 1,2,4-Trimethylbenzene	12.906	105	1194	Below Cal	#	88
79) 1,3-Dichlorobenzene	13.197	146	126	Below Cal	#	1
80) 1,4-Dichlorobenzene	13.268	146	279	Below Cal	#	1
82) n-Butylbenzene	13.453	92	316	Below Cal	#	31
83) 1,2-Dichlorobenzene	13.594	146	351	Below Cal	#	1
85) 1,2,4-Trichlorobenzene	15.093	180	642	Below Cal	#	72
86) Hexachlorobutadiene	15.181	190	240	Below Cal	#	45
88) 1,2,3-Trichlorobenzene	15.693	180	733	Below Cal	#	59

(#) = qualifier out of range (m) = manual integration (+) = signals summed

Quantitation Report (QT Reviewed)

Data Path : H:\VOA\A228\130321\
Data File : 13032106.D
Acq On : 21 Mar 2013 14:20
Operator : JM
Sample : 459346-009
Misc : SMP
ALS Vial : 4 Sample Multiplier: 1

Quant Time: Mar 22 11:14:31 2013
Quant Method : H:\VOA\A228\METHODS\130307.M
Quant Title : 8260B_S
QLast Update : Mon Mar 11 11:22:48 2013
Response via : Initial Calibration

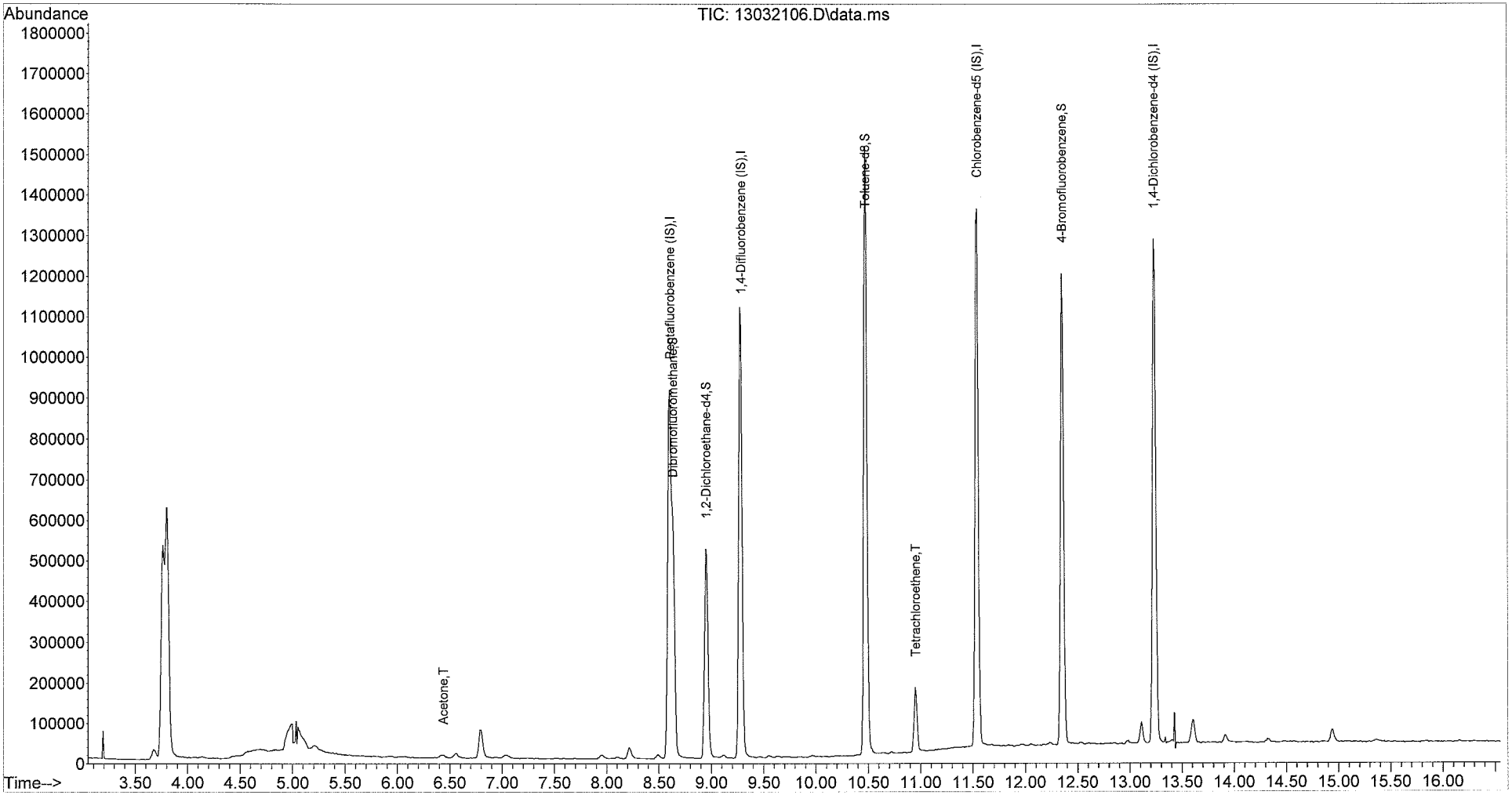

Quantitation Report (QT Reviewed)

Data Path : H:\VOA\A228\130321\
Data File : 13032107.D
Acq On : 21 Mar 2013 14:46
Operator : JM
Sample : 459346-010
Misc : SMP
ALS Vial : 5 Sample Multiplier: 1

Quant Time: Mar 22 15:08:39 2013
Quant Method : H:\VOA\A228\METHODS\130307.M
Quant Title : 8260B_S
QLast Update : Mon Mar 11 11:22:48 2013
Response via : Initial Calibration

Compound	R.T.	QIon	Response	Conc Units		Dev(Min)
Internal Standards						
1) Pentafluorobenzene (IS)	8.602	168	625031	50.00 ug/L		0.02
30) 1,4-Difluorobenzene (IS)	9.272	114	1001992	50.00 ug/L		0.00
47) Chlorobenzene-d5 (IS)	11.539	117	834811	50.00 ug/L		0.02
68) 1,4-Dichlorobenzene-d4...	13.240	152	408034	50.00 ug/L		0.02
System Monitoring Compounds						
22) Dibromofluoromethane	8.629	113	358459	46.52 ug/L		0.00
Spiked Amount 50.000	Range 52 - 140		Recovery = 93.04%			
45) 1,2-Dichloroethane-d4	8.946	65	400941	40.96 ug/L		0.00
Spiked Amount 50.000	Range 54 - 133		Recovery = 81.92%			
46) Toluene-d8	10.472	98	1016311	47.43 ug/L		0.00
Spiked Amount 50.000	Range 63 - 126		Recovery = 94.86%			
66) 4-Bromofluorobenzene	12.350	95	461773	45.54 ug/L		0.00
Spiked Amount 50.000	Range 62 - 123		Recovery = 91.08%			
Target Compounds						Qvalue
3) Chloromethane	4.493	50	2585	Below Cal		88
6) Bromomethane	5.022	94	306	Below Cal	#	21
7) Chloroethane	5.242	64	355	Below Cal	#	1
14) trans-1,2-Dichloroethene	7.262	61	217	Below Cal	#	57
17) Cyclohexane	8.796	41	10580	Below Cal	#	68
18) 2,2-Dichloropropane	8.338	77	857	Below Cal	#	70
20) Chloroform	8.487	83	14414	Below Cal		92
24) Acetone	6.424	43	37580	13.31 ug/L		97
34) Benzene	9.043	78	984	Below Cal	#	1
40) Methyl cyclohexane	9.563	56	1950	Below Cal	#	1
50) 1,1,2-Trichloroethane	10.807	83	166	Below Cal	#	83
52) Tetrachloroethene	10.948	166	147991	23.95 ug/L		99
57) n-Nonane	11.600	57	964	Below Cal	#	1
59) Ethylbenzene	11.600	91	560	Below Cal	#	71
65) 1,1,2,2-Tetrachloroethane	12.403	83	182	Below Cal	#	84
69) 1,2,3-Trichloropropane	12.359	110	705	Below Cal	#	1
70) n-Propylbenzene	12.500	91	206	Below Cal	#	9
72) 1,3,5-Trimethylbenzene	12.606	105	659	Below Cal	#	40
73) 2-Chlorotoluene	12.350	91	2495	Below Cal	#	1
75) tert-Butylbenzene	12.870	119	344	Below Cal	#	48
76) 1,2,4-Trimethylbenzene	12.905	105	773	Below Cal	#	74
79) 1,3-Dichlorobenzene	13.188	146	229	Below Cal	#	1
80) 1,4-Dichlorobenzene	13.249	146	445	Below Cal	#	1
82) n-Butylbenzene	13.461	92	162	Below Cal	#	37
83) 1,2-Dichlorobenzene	13.593	146	300	Below Cal	#	1
85) 1,2,4-Trichlorobenzene	15.092	180	293	Below Cal	#	74
86) Hexachlorobutadiene	15.198	190	102	Below Cal	#	49
88) 1,2,3-Trichlorobenzene	15.674	180	441	Below Cal	#	63

(#) = qualifier out of range (m) = manual integration (+) = signals summed

Quantitation Report (QT Reviewed)

Data Path : H:\VOA\A228\130321\
Data File : 13032107.D
Acq On : 21 Mar 2013 14:46
Operator : JM
Sample : 459346-010
Misc : SMP
ALS Vial : 5 Sample Multiplier: 1

Quant Time: Mar 22 15:08:39 2013
Quant Method : H:\VOA\A228\METHODS\130307.M
Quant Title : 8260B_S
QLast Update : Mon Mar 11 11:22:48 2013
Response via : Initial Calibration

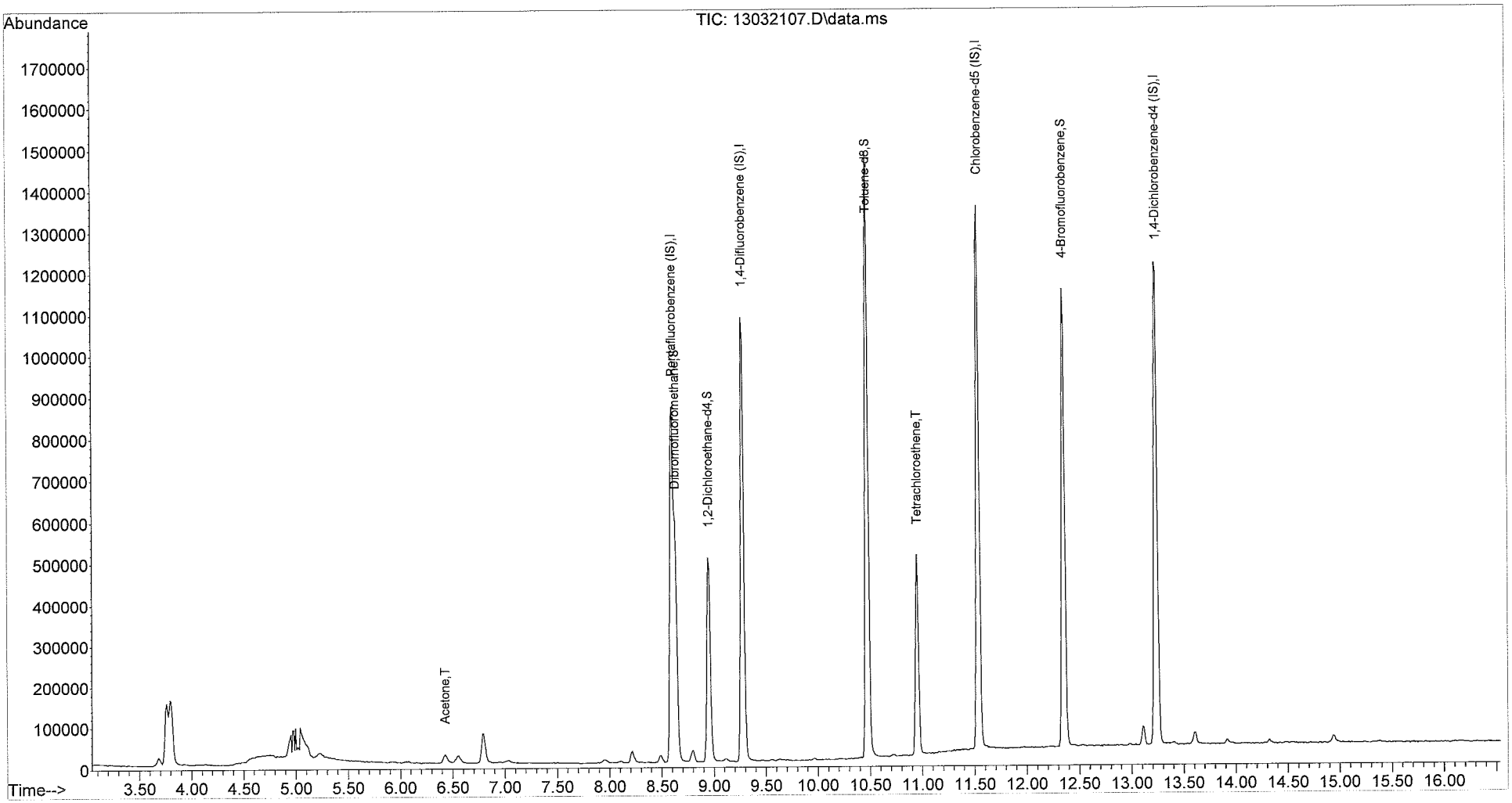

Quantitation Report (QT Reviewed)

Data Path : H:\VOA\A228\130321\
Data File : 13032108.D
Acq On : 21 Mar 2013 15:12
Operator : JM
Sample : 459346-011
Misc : SMP
ALS Vial : 6 Sample Multiplier: 1

NR
QM 3/27/13

Quant Time: Mar 22 15:09:28 2013
Quant Method : H:\VOA\A228\METHODS\130307.M
Quant Title : 8260B_S
QLast Update : Mon Mar 11 11:22:48 2013
Response via : Initial Calibration

Compound	R.T.	QIon	Response	Conc Units		Dev(Min)
Internal Standards						
1) Pentafluorobenzene (IS)	8.599	168	664166	50.00 ug/L		0.01
30) 1,4-Difluorobenzene (IS)	9.278	114	902082	50.00 ug/L		0.01
47) Chlorobenzene-d5 (IS)	11.535	117	799996	50.00 ug/L		0.01
68) 1,4-Dichlorobenzene-d4...	13.237	152	459740	50.00 ug/L		0.01
System Monitoring Compounds						
22) Dibromofluoromethane	8.634	113	288736	35.27 ug/L		0.01
Spiked Amount 50.000	Range 52 - 140		Recovery = 70.54%			
45) 1,2-Dichloroethane-d4	8.951	65	271372	30.79 ug/L		0.01
Spiked Amount 50.000	Range 54 - 133		Recovery = 61.58%			
46) Toluene-d8	10.477	98	881270	45.69 ug/L		0.01
Spiked Amount 50.000	Range 63 - 126		Recovery = 91.38%			
66) 4-Bromofluorobenzene	12.355	95	410261	42.22 ug/L		0.01
Spiked Amount 50.000	Range 62 - 123		Recovery = 84.44%			
Target Compounds						Qvalue
3) Chloromethane	4.498	50	1818	Below Cal		64
6) Bromomethane	5.098	94	272	Below Cal	#	19
14) trans-1,2-Dichloroethene	7.249	61	115	Below Cal	#	14
17) Cyclohexane	8.784	41	212	Below Cal	#	31
18) 2,2-Dichloropropane	8.281	77	1272	Below Cal		87
20) Chloroform	8.493	83	10066	Below Cal	#	90
24) Acetone	6.429	43	7422	Below Cal	#	81
34) Benzene	9.040	78	1340	Below Cal	#	40
40) Methyl cyclohexane	9.569	56	1652	Below Cal	#	1
50) 1,1,2-Trichloroethane	10.768	83	80	Below Cal	#	23
52) Tetrachloroethene	10.953	166	145192	24.53 ug/L		88
57) n-Nonane	11.606	57	619	Below Cal	#	52
59) Ethylbenzene	11.606	91	670	Below Cal	#	72
65) 1,1,2,2-Tetrachloroethane	12.408	83	127	Below Cal	#	26
70) n-Propylbenzene	12.514	91	276	Below Cal	#	41
72) 1,3,5-Trimethylbenzene	12.611	105	613	Below Cal	#	43
73) 2-Chlorotoluene	12.355	91	1540	Below Cal	#	1
75) tert-Butylbenzene	12.867	119	466	Below Cal	#	52
76) 1,2,4-Trimethylbenzene	12.902	105	1051	Below Cal	#	78
79) 1,3-Dichlorobenzene	13.193	146	417	Below Cal	#	1
80) 1,4-Dichlorobenzene	13.263	146	359	Below Cal	#	1
82) n-Butylbenzene	13.457	92	450	Below Cal	#	15
83) 1,2-Dichlorobenzene	13.607	146	361	Below Cal	#	1
85) 1,2,4-Trichlorobenzene	15.089	180	344	Below Cal	#	60
86) Hexachlorobutadiene	15.239	190	151	Below Cal	#	55
88) 1,2,3-Trichlorobenzene	15.697	180	520	Below Cal	#	71

(#) = qualifier out of range (m) = manual integration (+) = signals summed

Quantitation Report (QT Reviewed)

Data Path : H:\VOA\A228\130321\
Data File : 13032108.D
Acq On : 21 Mar 2013 15:12
Operator : JM
Sample : 459346-011
Misc : SMP
ALS Vial : 6 Sample Multiplier: 1

Quant Time: Mar 22 15:09:28 2013
Quant Method : H:\VOA\A228\METHODS\130307.M
Quant Title : 8260B_S
QLast Update : Mon Mar 11 11:22:48 2013
Response via : Initial Calibration

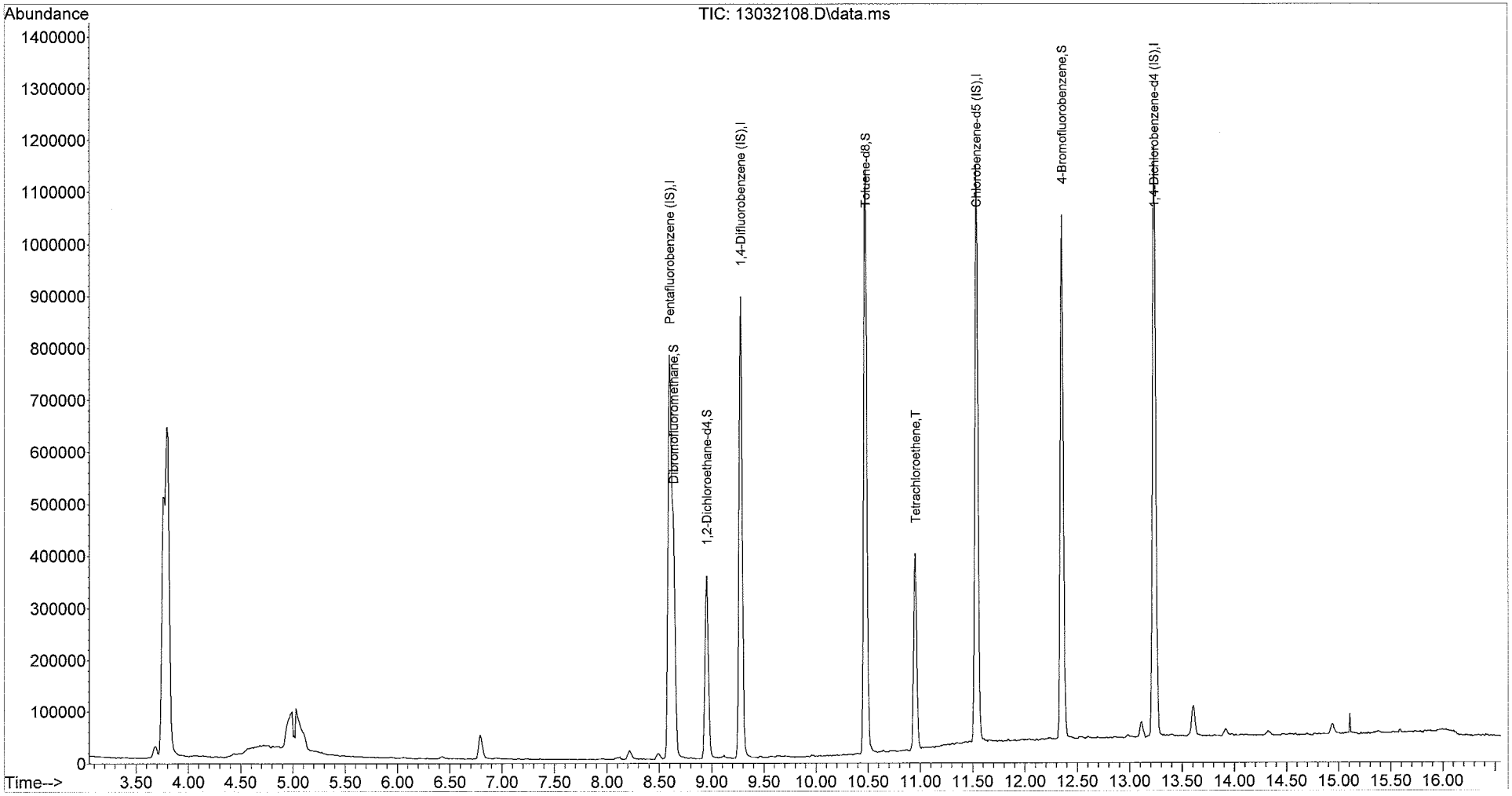

Quantitation Report (QT Reviewed)

Data Path : H:\VOA\A228\130321\
Data File : 13032109.D
Acq On : 21 Mar 2013 15:39
Operator : JM
Sample : 459346-012
Misc : SMP
ALS Vial : 7 Sample Multiplier: 1

Quant Time: Mar 22 15:10:12 2013
Quant Method : H:\VOA\A228\METHODS\130307.M
Quant Title : 8260B_S
QLast Update : Mon Mar 11 11:22:48 2013
Response via : Initial Calibration

Compound	R.T.	QIon	Response	Conc	Units		Dev(Min)
Internal Standards							
1) Pentafluorobenzene (IS)	8.601	168	615616	50.00	ug/L		0.02
30) 1,4-Difluorobenzene (IS)	9.280	114	988432	50.00	ug/L		0.02
47) Chlorobenzene-d5 (IS)	11.538	117	816317	50.00	ug/L		0.02
68) 1,4-Dichlorobenzene-d4...	13.240	152	397847	50.00	ug/L		0.02
System Monitoring Compounds							
22) Dibromofluoromethane	8.637	113	358196	47.20	ug/L		0.02
Spiked Amount 50.000	Range 52 - 140		Recovery = 94.40%				
45) 1,2-Dichloroethane-d4	8.954	65	405876	42.03	ug/L		0.02
Spiked Amount 50.000	Range 54 - 133		Recovery = 84.06%				
46) Toluene-d8	10.480	98	1011649	47.86	ug/L		0.02
Spiked Amount 50.000	Range 63 - 126		Recovery = 95.72%				
66) 4-Bromofluorobenzene	12.358	95	455980	45.99	ug/L		0.02
Spiked Amount 50.000	Range 62 - 123		Recovery = 91.98%				
Target Compounds							Qvalue
3) Chloromethane	4.483	50	1992	Below Cal			84
6) Bromomethane	5.056	94	330	Below Cal		#	40
7) Chloroethane	5.224	64	664	Below Cal		#	1
11) 1,1-Dichloroethene	6.511	61	740	Below Cal			80
14) trans-1,2-Dichloroethene	7.243	61	85	Below Cal		#	36
16) 1,1-Dichloroethane	7.675	63	640	Below Cal		#	36
17) Cyclohexane	8.787	41	906	Below Cal		#	28
20) Chloroform	8.487	83	727	Below Cal		#	72
24) Acetone	6.423	43	25027	7.24	ug/L		96
26) Carbon Disulfide	6.750	76	27605	1.56	ug/L		68
34) Benzene	9.033	78	1118	Below Cal		#	8
40) Methyl cyclohexane	9.563	56	2413	Below Cal		#	1
50) 1,1,2-Trichloroethane	10.797	83	120	Below Cal		#	60
51) 1,3-Dichloropropane	10.735	76	449	Below Cal		#	1
52) Tetrachloroethene	10.947	166	460	Below Cal		#	59
57) n-Nonane	11.608	57	833	Below Cal		#	38
59) Ethylbenzene	11.608	91	660	Below Cal		#	54
65) 1,1,2,2-Tetrachloroethane	12.420	83	170	Below Cal		#	67
70) n-Propylbenzene	12.508	91	326	Below Cal		#	23
72) 1,3,5-Trimethylbenzene	12.570	105	1143	Below Cal		#	29
73) 2-Chlorotoluene	12.358	91	2065	Below Cal		#	1
75) tert-Butylbenzene	12.896	119	531	Below Cal		#	57
76) 1,2,4-Trimethylbenzene	12.913	105	1066	Below Cal		#	73
79) 1,3-Dichlorobenzene	13.222	146	272	Below Cal		#	1
80) 1,4-Dichlorobenzene	13.301	146	237	Below Cal		#	1
82) n-Butylbenzene	13.460	92	153	Below Cal		#	44
83) 1,2-Dichlorobenzene	13.592	146	249	Below Cal		#	1
85) 1,2,4-Trichlorobenzene	15.092	180	193	Below Cal		#	45
86) Hexachlorobutadiene	15.197	190	205	Below Cal		#	66
88) 1,2,3-Trichlorobenzene	15.691	180	377	Below Cal		#	42

(#) = qualifier out of range (m) = manual integration (+) = signals summed

Quantitation Report (QT Reviewed)

Data Path : H:\VOA\A228\130321\
Data File : 13032109.D
Acq On : 21 Mar 2013 15:39
Operator : JM
Sample : 459346-012
Misc : SMP
ALS Vial : 7 Sample Multiplier: 1

Quant Time: Mar 22 15:10:12 2013
Quant Method : H:\VOA\A228\METHODS\130307.M
Quant Title : 8260B_S
QLast Update : Mon Mar 11 11:22:48 2013
Response via : Initial Calibration

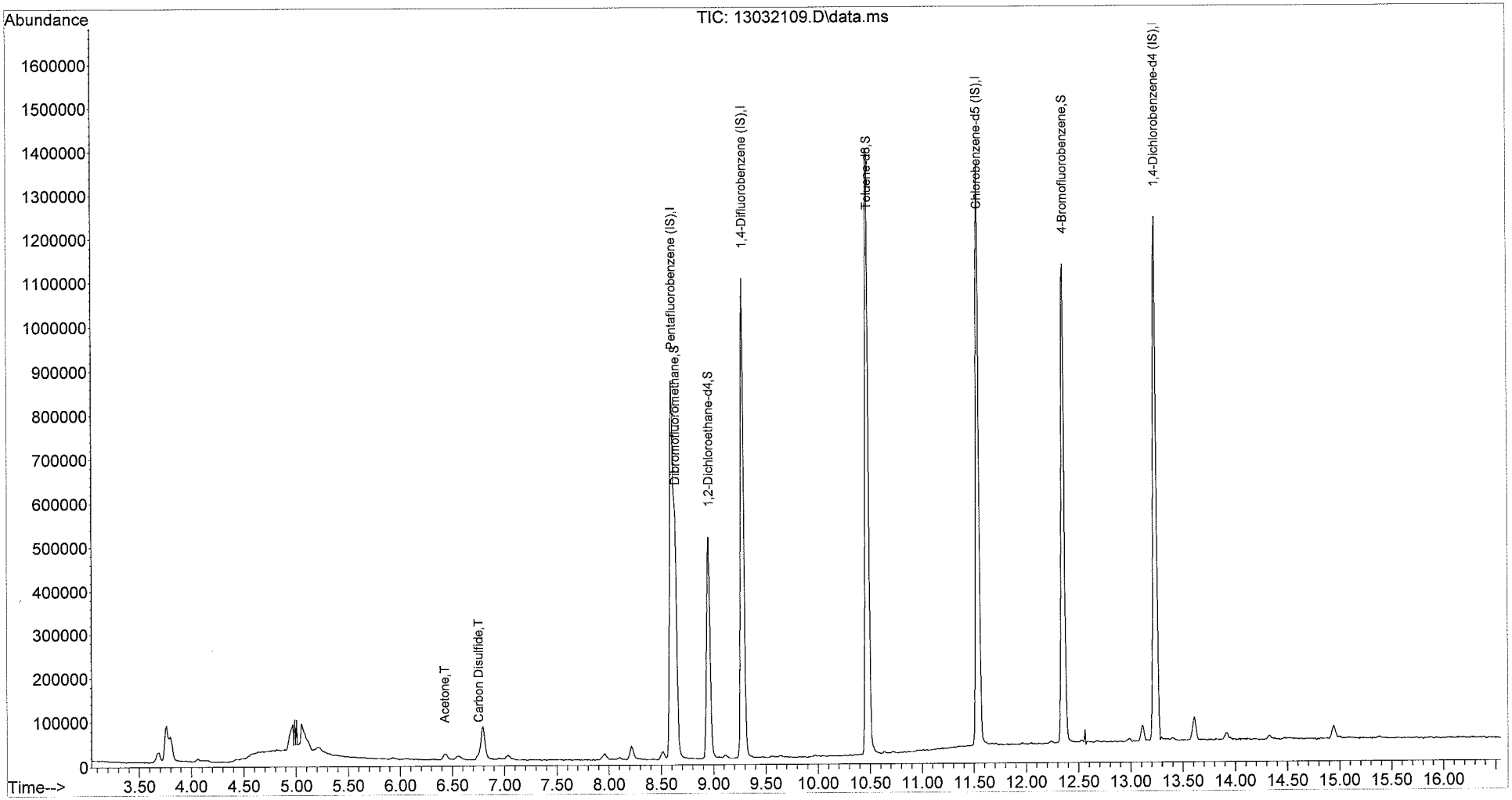

Quantitation Report (Not Reviewed)

Data Path : H:\VOA\A228\130321\
Data File : 13032111.D
Acq On : 21 Mar 2013 16:34
Operator : JM
Sample : BKS
Misc : BKS
ALS Vial : 9 Sample Multiplier: 1

Quant Time: Mar 22 09:21:54 2013
Quant Method : H:\VOA\A228\METHODS\130307.M
Quant Title : 8260B_S
QLast Update : Mon Mar 11 11:22:48 2013
Response via : Initial Calibration

Compound	R.T.	QIon	Response	Conc	Units	Dev(Min)
Internal Standards						
1) Pentafluorobenzene (IS)	8.605	168	619816	50.00	ug/L	0.02
30) 1,4-Difluorobenzene (IS)	9.276	114	1004182	50.00	ug/L	0.01
47) Chlorobenzene-d5 (IS)	11.542	117	847535	50.00	ug/L	0.02
68) 1,4-Dichlorobenzene-d4...	13.235	152	430605	50.00	ug/L	0.01
System Monitoring Compounds						
22) Dibromofluoromethane	8.632	113	361644	47.33	ug/L	0.01
Spiked Amount 50.000	Range 52 - 140		Recovery =	94.66%		
45) 1,2-Dichloroethane-d4	8.949	65	402953	41.07	ug/L	0.01
Spiked Amount 50.000	Range 54 - 133		Recovery =	82.14%		
46) Toluene-d8	10.475	98	1029658	47.95	ug/L	0.01
Spiked Amount 50.000	Range 63 - 126		Recovery =	95.90%		
66) 4-Bromofluorobenzene	12.353	95	486835	47.29	ug/L	0.01
Spiked Amount 50.000	Range 62 - 123		Recovery =	94.58%		
Target Compounds						Qvalue
2) Dichlorodifluoromethane	4.126	85	68548	20.60	ug/L	97
3) Chloromethane	4.487	50	135542	21.46	ug/L	98
4) Vinyl chloride	4.672	62	85256	24.03	ug/L	98
5) 1,3-Butadiene	4.734	54	37421	22.63	ug/L	92
6) Bromomethane	5.105	94	14219	32.90	ug/L #	93
7) Chloroethane	5.263	64	83830	22.50	ug/L	94
8) Trichlorofluoromethane	5.687	101	191258	19.16	ug/L	96
9) Acrolein	6.242	56	48739	85.48	ug/L	95
10) Trichlorotrifluoroethane	6.366	151	96544	20.75	ug/L	99
11) 1,1-Dichloroethene	6.401	61	208192	21.74	ug/L	99
12) Methylene chloride	6.948	84	148251	22.89	ug/L	93
13) Acrylonitrile	7.186	53	36519	19.06	ug/L	90
14) trans-1,2-Dichloroethene	7.256	61	216820	22.55	ug/L	98
15) n-Hexane	7.521	57	185739	20.34	ug/L	96
16) 1,1-Dichloroethane	7.679	63	278121	22.12	ug/L	99
17) Cyclohexane	8.773	41	345518	22.00	ug/L #	91
18) 2,2-Dichloropropane	8.253	77	217234	20.82	ug/L	99
19) cis-1,2-Dichloroethene	8.226	96	151574	20.83	ug/L	94
20) Chloroform	8.491	83	260254	21.92	ug/L	96
21) Bromochloromethane	8.455	128	78236	20.78	ug/L	91
23) 1,1,1-Trichloroethane	8.720	97	224020	19.06	ug/L	98
24) Acetone	6.427	43	91883	40.74	ug/L	95
25) 2-Butanone	8.200	43	172279	51.74	ug/L	99
26) Carbon Disulfide	6.754	76	380816	21.35	ug/L	95
27) Iodomethane	6.630	142	211787	24.62	ug/L	94
28) Vinyl acetate	7.662	43	227659	19.16	ug/L	98
29) Methyl tert-butyl ether	7.230	73	329086	18.60	ug/L	97
31) 1,1-Dichloropropene	8.843	75	195221	19.49	ug/L	99
32) Carbon tetrachloride	8.879	117	192293	19.00	ug/L	97
33) 1,2-Dichloroethane	9.020	62	206164	19.85	ug/L	99
34) Benzene	9.037	78	510906	22.33	ug/L	94
35) 2,2,4-Trimethylpentane	9.064	57	503024	21.68	ug/L	97
36) n-Heptane	9.170	57	120854	20.38	ug/L #	92
37) Trichloroethene	9.540	95	142516	19.43	ug/L	96

Quantitation Report (Not Reviewed)

Data Path : H:\VOA\A228\130321\
Data File : 13032111.D
Acq On : 21 Mar 2013 16:34
Operator : JM
Sample : BKS
Misc : BKS
ALS Vial : 9 Sample Multiplier: 1

Quant Time: Mar 22 09:21:54 2013
Quant Method : H:\VOA\A228\METHODS\130307.M
Quant Title : 8260B_S
QLast Update : Mon Mar 11 11:22:48 2013
Response via : Initial Calibration

Compound	R.T.	QIon	Response	Conc Units	Dev(Min)
38) 1,2-Dichloropropane	9.725	63	147361	21.87 ug/L	99
39) Bromodichloromethane	9.910	83	187500	18.66 ug/L	98
40) Methyl cyclohexane	9.734	56	61351	21.96 ug/L	93
41) Dibromomethane	9.831	93	94014	18.98 ug/L	88
42) cis-1,3-Dichloropropene	10.246	75	231658	19.79 ug/L	95
43) 2-Chloroethylvinylether	10.078	63	23109	13.95 ug/L	99
44) 4-Methyl-2-pentanone	10.316	43	246783	33.98 ug/L	99
48) Toluene	10.528	92	326892	20.48 ug/L	99
49) trans-1,3-Dichloropropene	10.634	75	190498	18.74 ug/L	96
50) 1,1,2-Trichloroethane	10.792	83	99829	21.37 ug/L	97
51) 1,3-Dichloropropane	10.925	76	212267	21.69 ug/L	93
52) Tetrachloroethene	10.951	166	138465	22.05 ug/L	96
53) Dibromochloromethane	11.119	129	136626	19.54 ug/L	97
54) 1,2-Dibromoethane	11.233	107	129332	20.14 ug/L	96
55) 1-Chlorohexane	11.462	91	200438	19.73 ug/L	94
56) Chlorobenzene	11.559	112	338414	20.28 ug/L	97
57) n-Nonane	11.604	57	206280	22.09 ug/L	95
58) 1,1,1,2-Tetrachloroethane	11.595	131	127164	19.11 ug/L	98
59) Ethylbenzene	11.604	91	572551	22.43 ug/L	97
60) m,p-Xylene	11.674	106	459043	40.53 ug/L	97
61) o-Xylene	11.965	106	224536	19.96 ug/L	89
62) Styrene	11.974	104	366551	20.17 ug/L	92
63) Isopropylbenzene	12.212	105	522680	20.04 ug/L	98
64) Bromoform	12.159	173	84276	19.17 ug/L	98
65) 1,1,2,2-Tetrachloroethane	12.397	83	137294	20.17 ug/L	97
67) 2-Hexanone	10.916	43	161870	32.40 ug/L	97
69) 1,2,3-Trichloropropane	12.468	110	41878	20.18 ug/L	95
70) n-Propylbenzene	12.512	91	686664	22.49 ug/L	95
71) Bromobenzene	12.512	156	152563	19.83 ug/L	95
72) 1,3,5-Trimethylbenzene	12.609	105	481916	22.47 ug/L	99
73) 2-Chlorotoluene	12.618	91	462899	22.41 ug/L	97
74) 4-Chlorotoluene	12.688	91	426380	21.70 ug/L	98
75) tert-Butylbenzene	12.882	119	478489	21.90 ug/L	97
76) 1,2,4-Trimethylbenzene	12.909	105	484360	22.33 ug/L	97
77) sec-Butylbenzene	13.050	105	668970	20.05 ug/L	96
78) 4-Isopropyltoluene	13.129	119	525884	19.79 ug/L	97
79) 1,3-Dichlorobenzene	13.200	146	287034	21.77 ug/L	97
80) 1,4-Dichlorobenzene	13.261	146	278157	22.34 ug/L	98
81) Dicyclopentadiene	13.314	66	53606	19.14 ug/L	98
82) n-Butylbenzene	13.455	92	312256	21.45 ug/L	96
83) 1,2-Dichlorobenzene	13.588	146	267170	21.87 ug/L	95
84) 1,2-Dibromo-3-chloropr...	14.240	157	22573	17.96 ug/L	92
85) 1,2,4-Trichlorobenzene	15.087	180	173630	21.49 ug/L	98
86) Hexachlorobutadiene	15.219	190	44786	20.43 ug/L	98
87) Naphthalene	15.413	128	325787	19.41 ug/L	99
88) 1,2,3-Trichlorobenzene	15.686	180	142306	18.79 ug/L	98

(#) = qualifier out of range (m) = manual integration (+) = signals summed

Quantitation Report (Not Reviewed)

Data Path : H:\VOA\A228\130321\
Data File : 13032111.D
Acq On : 21 Mar 2013 16:34
Operator : JM
Sample : BKS
Misc : BKS
ALS Vial : 9 Sample Multiplier: 1

Quant Time: Mar 22 09:21:54 2013
Quant Method : H:\VOA\A228\METHODS\130307.M
Quant Title : 8260B_S
QLast Update : Mon Mar 11 11:22:48 2013
Response via : Initial Calibration

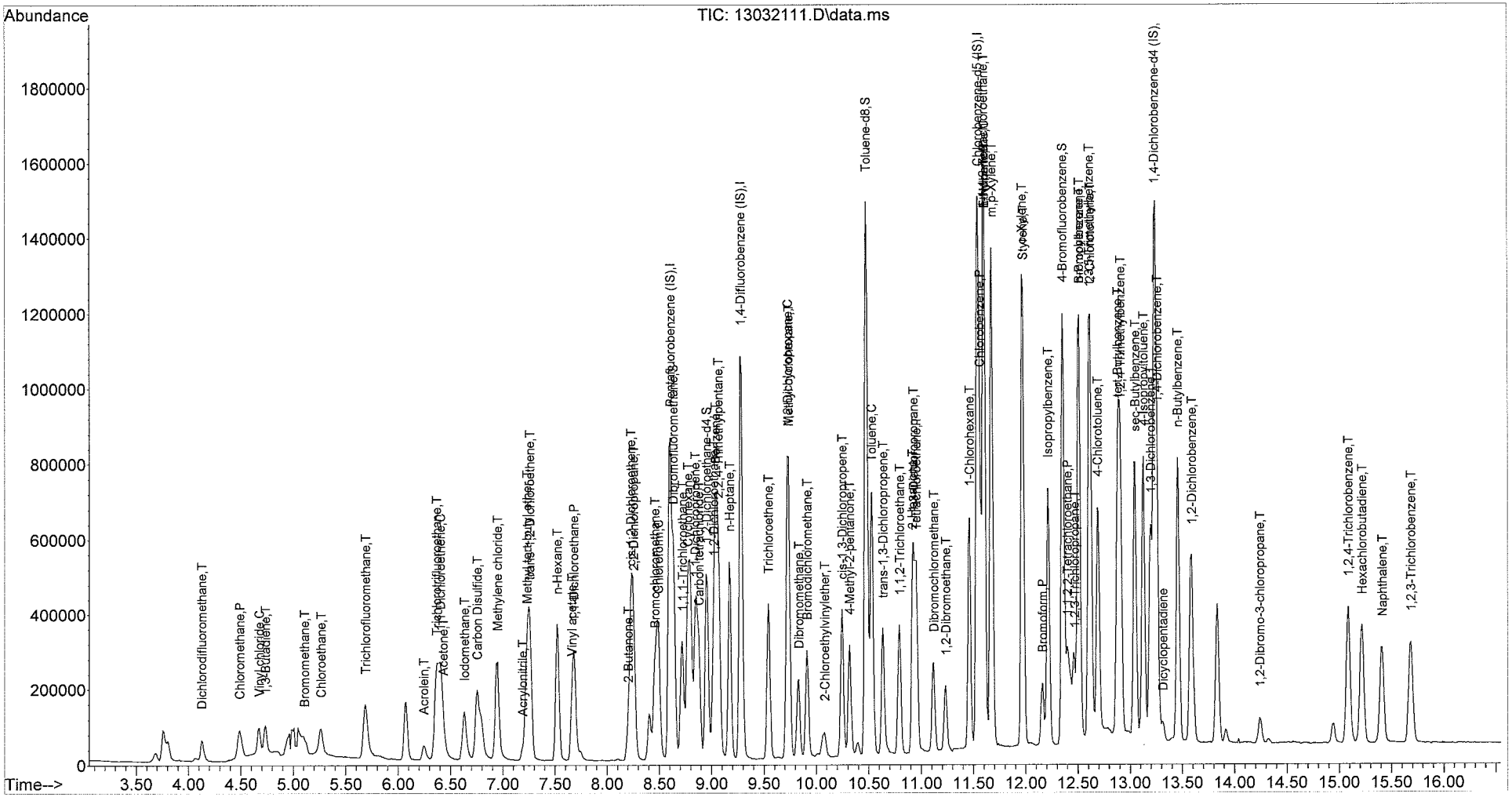

Quantitation Report (Not Reviewed)

Data Path : H:\VOA\A228\130321\
Data File : 13032112.D
Acq On : 21 Mar 2013 17:01
Operator : JM
Sample : BSD
Misc : BSD
ALS Vial : 10 Sample Multiplier: 1

Quant Time: Mar 22 09:21:58 2013
Quant Method : H:\VOA\A228\METHODS\130307.M
Quant Title : 8260B_S
QLast Update : Mon Mar 11 11:22:48 2013
Response via : Initial Calibration

Compound	R.T.	QIon	Response	Conc	Units		Dev(Min)
Internal Standards							
1) Pentafluorobenzene (IS)	8.598	168	630602	50.00	ug/L		0.01
30) 1,4-Difluorobenzene (IS)	9.277	114	1008282	50.00	ug/L		0.01
47) Chlorobenzene-d5 (IS)	11.535	117	846390	50.00	ug/L		0.01
68) 1,4-Dichlorobenzene-d4...	13.237	152	425742	50.00	ug/L		0.01
System Monitoring Compounds							
22) Dibromofluoromethane	8.634	113	366273	47.12	ug/L		0.01
Spiked Amount 50.000	Range 52 - 140		Recovery = 94.24%				
45) 1,2-Dichloroethane-d4	8.951	65	398974	40.50	ug/L		0.01
Spiked Amount 50.000	Range 54 - 133		Recovery = 81.00%				
46) Toluene-d8	10.477	98	1029889	47.77	ug/L		0.01
Spiked Amount 50.000	Range 63 - 126		Recovery = 95.54%				
66) 4-Bromofluorobenzene	12.355	95	484109	47.09	ug/L		0.01
Spiked Amount 50.000	Range 62 - 123		Recovery = 94.18%				
Target Compounds							Qvalue
2) Dichlorodifluoromethane	4.128	85	67306	19.88	ug/L		98
3) Chloromethane	4.480	50	140039	21.80	ug/L		95
4) Vinyl chloride	4.674	62	82232	22.78	ug/L		100
5) 1,3-Butadiene	4.736	54	38268	22.74	ug/L		92
6) Bromomethane	5.106	94	13576	31.03	ug/L		90
7) Chloroethane	5.265	64	84424	22.26	ug/L		92
8) Trichlorofluoromethane	5.688	101	192840	18.99	ug/L		98
9) Acrolein	6.244	56	46981	80.99	ug/L		96
10) Trichlorotrifluoroethane	6.367	151	97351	20.57	ug/L		96
11) 1,1-Dichloroethene	6.403	61	205810	21.07	ug/L		97
12) Methylene chloride	6.941	84	148088	22.45	ug/L		91
13) Acrylonitrile	7.188	53	38773	19.89	ug/L		94
14) trans-1,2-Dichloroethene	7.258	61	215074	21.94	ug/L		97
15) n-Hexane	7.523	57	183665	19.77	ug/L		100
16) 1,1-Dichloroethane	7.681	63	277392	21.65	ug/L		97
17) Cyclohexane	8.775	41	337046	20.97	ug/L	#	90
18) 2,2-Dichloropropane	8.255	77	215802	20.29	ug/L		98
19) cis-1,2-Dichloroethene	8.228	96	155515	21.00	ug/L		92
20) Chloroform	8.493	83	259950	21.48	ug/L		95
21) Bromochloromethane	8.457	128	78769	20.56	ug/L		86
23) 1,1,1-Trichloroethane	8.722	97	220764	18.46	ug/L		97
24) Acetone	6.429	43	91875	39.95	ug/L		93
25) 2-Butanone	8.202	43	169650	50.01	ug/L		99
26) Carbon Disulfide	6.755	76	372791	20.55	ug/L		95
27) Iodomethane	6.632	142	182689	20.87	ug/L		95
28) Vinyl acetate	7.664	43	225087	18.62	ug/L		97
29) Methyl tert-butyl ether	7.232	73	336675	18.70	ug/L		97
31) 1,1-Dichloropropene	8.845	75	192444	19.13	ug/L		97
32) Carbon tetrachloride	8.881	117	186317	18.34	ug/L		98
33) 1,2-Dichloroethane	9.022	62	205553	19.70	ug/L		98
34) Benzene	9.039	78	510277	22.20	ug/L		94
35) 2,2,4-Trimethylpentane	9.066	57	490511	21.00	ug/L		97
36) n-Heptane	9.172	57	118265	19.87	ug/L		93
37) Trichloroethene	9.542	95	145049	19.70	ug/L		96

Data Path : H:\VOA\A228\130321\
Data File : 13032112.D
Acq On : 21 Mar 2013 17:01
Operator : JM
Sample : BSD
Misc : BSD
ALS Vial : 10 Sample Multiplier: 1

Quant Time: Mar 22 09:21:58 2013
Quant Method : H:\VOA\A228\METHODS\130307.M
Quant Title : 8260B_S
QLast Update : Mon Mar 11 11:22:48 2013
Response via : Initial Calibration

Compound	R.T.	QIon	Response	Conc	Units	Dev(Min)
38) 1,2-Dichloropropane	9.727	63	149661	22.14	ug/L	99
39) Bromodichloromethane	9.912	83	187639	18.60	ug/L	98
40) Methyl cyclohexane	9.736	56	59906	21.29	ug/L	94
41) Dibromomethane	9.824	93	95823	19.27	ug/L	94
42) cis-1,3-Dichloropropene	10.248	75	230694	19.63	ug/L	94
43) 2-Chloroethylvinylether	10.080	63	20578	12.46	ug/L	96
44) 4-Methyl-2-pentanone	10.318	43	248661	34.10	ug/L	97
48) Toluene	10.530	92	321954	20.20	ug/L	99
49) trans-1,3-Dichloropropene	10.636	75	195427	19.25	ug/L	92
50) 1,1,2-Trichloroethane	10.794	83	102002	21.89	ug/L	99
51) 1,3-Dichloropropane	10.926	76	212010	21.69	ug/L	92
52) Tetrachloroethene	10.953	166	137073	21.85	ug/L	96
53) Dibromochloromethane	11.112	129	138373	19.81	ug/L	98
54) 1,2-Dibromoethane	11.235	107	130266	20.31	ug/L	95
55) 1-Chlorohexane	11.464	91	200044	19.72	ug/L	91
56) Chlorobenzene	11.561	112	334919	20.09	ug/L	96
57) n-Nonane	11.605	57	195423	20.81	ug/L	96
58) 1,1,1,2-Tetrachloroethane	11.597	131	126900	19.10	ug/L	99
59) Ethylbenzene	11.597	91	559611	21.92	ug/L	98
60) m,p-Xylene	11.676	106	454632	40.20	ug/L	97
61) o-Xylene	11.967	106	225297	20.06	ug/L	88
62) Styrene	11.967	104	365792	20.15	ug/L	96
63) Isopropylbenzene	12.214	105	510941	19.62	ug/L	97
64) Bromoform	12.161	173	85604	19.49	ug/L	99
65) 1,1,2,2-Tetrachloroethane	12.399	83	137188	20.18	ug/L	96
67) 2-Hexanone	10.918	43	166768	33.43	ug/L	98
69) 1,2,3-Trichloropropane	12.461	110	43916	21.49	ug/L	98
70) n-Propylbenzene	12.505	91	679087	22.50	ug/L	96
71) Bromobenzene	12.514	156	155369	20.42	ug/L	87
72) 1,3,5-Trimethylbenzene	12.611	105	470298	22.15	ug/L	96
73) 2-Chlorotoluene	12.620	91	448321	21.91	ug/L	96
74) 4-Chlorotoluene	12.690	91	427033	22.01	ug/L	96
75) tert-Butylbenzene	12.884	119	474258	21.96	ug/L	96
76) 1,2,4-Trimethylbenzene	12.911	105	475850	22.18	ug/L	96
77) sec-Butylbenzene	13.043	105	651497	19.75	ug/L	97
78) 4-Isopropyltoluene	13.131	119	514821	19.60	ug/L	97
79) 1,3-Dichlorobenzene	13.202	146	289062	22.19	ug/L	95
80) 1,4-Dichlorobenzene	13.263	146	270207	21.93	ug/L	96
81) Dicyclopentadiene	13.307	66	50879	18.37	ug/L	98
82) n-Butylbenzene	13.457	92	300527	20.85	ug/L	95
83) 1,2-Dichlorobenzene	13.590	146	265361	21.97	ug/L	94
84) 1,2-Dibromo-3-chloropr...	14.251	157	21793	17.55	ug/L	89
85) 1,2,4-Trichlorobenzene	15.089	180	155224	19.33	ug/L	96
86) Hexachlorobutadiene	15.212	190	39671	18.16	ug/L	96
87) Naphthalene	15.406	128	303533	18.27	ug/L	98
88) 1,2,3-Trichlorobenzene	15.688	180	124079	16.43	ug/L	98

(#) = qualifier out of range (m) = manual integration (+) = signals summed

Quantitation Report (Not Reviewed)

Data Path : H:\VOA\A228\130321\
Data File : 13032112.D
Acq On : 21 Mar 2013 17:01
Operator : JM
Sample : BSD
Misc : BSD
ALS Vial : 10 Sample Multiplier: 1

Quant Time: Mar 22 09:21:58 2013
Quant Method : H:\VOA\A228\METHODS\130307.M
Quant Title : 8260B_S
QLast Update : Mon Mar 11 11:22:48 2013
Response via : Initial Calibration

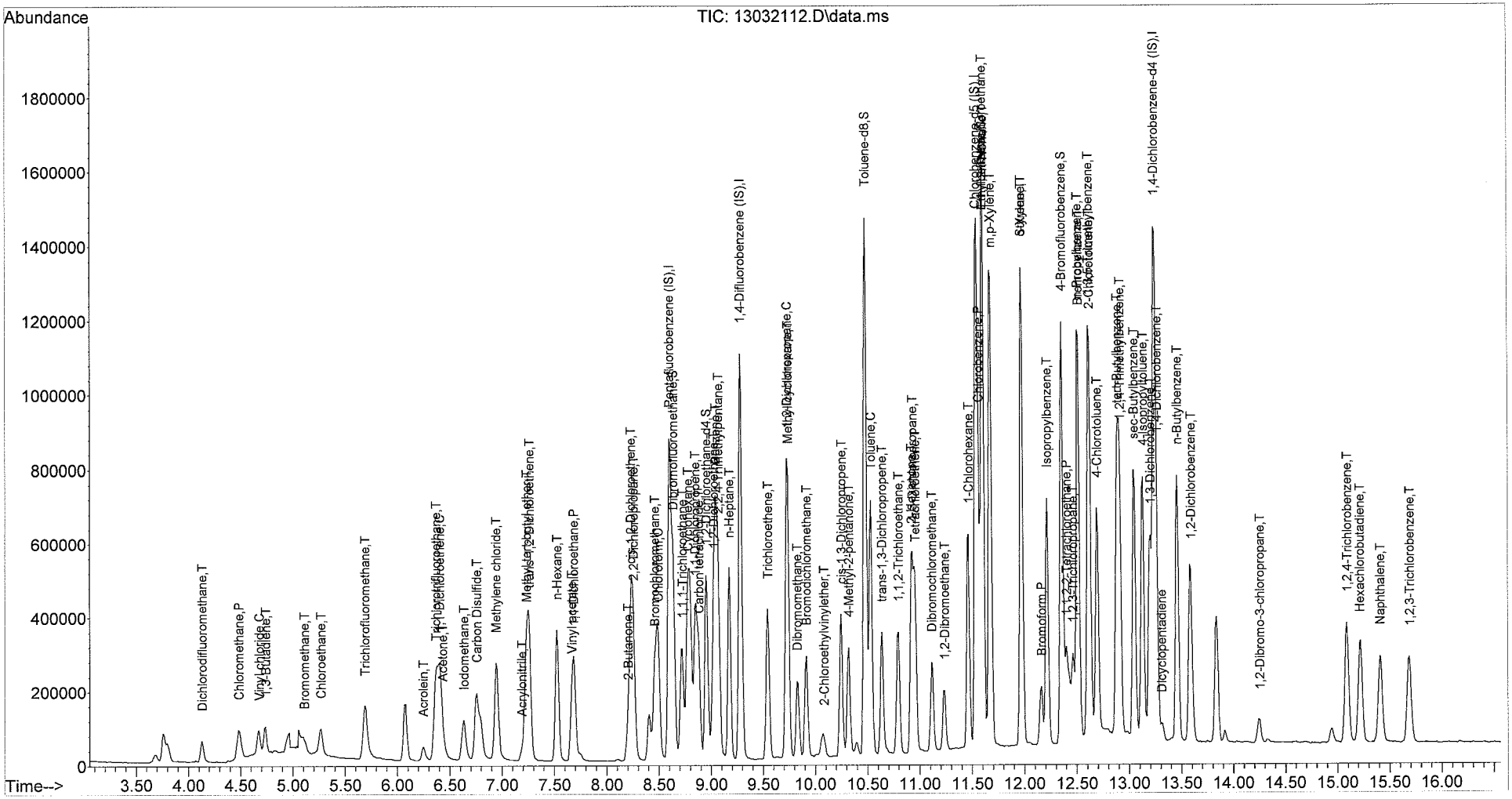

Quantitation Report (Not Reviewed)

Data Path : H:\VOA\A228\130321\
Data File : 13032113.D
Acq On : 21 Mar 2013 17:25
Operator : JM
Sample : 459346-009 S
Misc : MS
ALS Vial : 11 Sample Multiplier: 1

Quant Time: Mar 22 09:22:02 2013
Quant Method : H:\VOA\A228\METHODS\130307.M
Quant Title : 8260B_S
QLast Update : Mon Mar 11 11:22:48 2013
Response via : Initial Calibration

Compound	R.T.	QIon	Response	Conc	Units		Dev(Min)
Internal Standards							
1) Pentafluorobenzene (IS)	8.602	168	633356	50.00	ug/L		0.02
30) 1,4-Difluorobenzene (IS)	9.281	114	1012457	50.00	ug/L		0.02
47) Chlorobenzene-d5 (IS)	11.539	117	848715	50.00	ug/L		0.02
68) 1,4-Dichlorobenzene-d4...	13.241	152	439010	50.00	ug/L		0.02
System Monitoring Compounds							
22) Dibromofluoromethane	8.637	113	360126	46.12	ug/L		0.02
Spiked Amount 50.000	Range 52 - 140		Recovery = 92.24%				
45) 1,2-Dichloroethane-d4	8.955	65	385420	38.96	ug/L		0.02
Spiked Amount 50.000	Range 54 - 133		Recovery = 77.92%				
46) Toluene-d8	10.472	98	1015520	46.91	ug/L		0.00
Spiked Amount 50.000	Range 63 - 126		Recovery = 93.82%				
66) 4-Bromofluorobenzene	12.350	95	491968	47.73	ug/L		0.00
Spiked Amount 50.000	Range 62 - 123		Recovery = 95.46%				
Target Compounds							Qvalue
2) Dichlorodifluoromethane	4.131	85	67086	19.73	ug/L		95
3) Chloromethane	4.484	50	144898	22.49	ug/L		99
4) Vinyl chloride	4.669	62	81775	22.56	ug/L		99
5) 1,3-Butadiene	4.731	54	38050	22.52	ug/L		93
6) Bromomethane	5.101	94	14044	31.89	ug/L		94
7) Chloroethane	5.260	64	85587	22.48	ug/L		94
8) Trichlorofluoromethane	5.692	101	191130	18.74	ug/L		98
9) Acrolein	6.248	56	45518	78.12	ug/L		93
10) Trichlorotrifluoroethane	6.371	151	97489	20.51	ug/L		95
11) 1,1-Dichloroethene	6.406	61	206507	21.05	ug/L		96
12) Methylene chloride	6.944	84	148472	22.41	ug/L		94
13) Acrylonitrile	7.182	53	35995	18.38	ug/L		94
14) trans-1,2-Dichloroethene	7.262	61	211133	21.40	ug/L		94
15) n-Hexane	7.518	57	187135	20.05	ug/L		98
16) 1,1-Dichloroethane	7.685	63	273788	21.24	ug/L		97
17) Cyclohexane	8.779	41	332500	20.54	ug/L	#	86
18) 2,2-Dichloropropane	8.249	77	217509	20.37	ug/L		96
19) cis-1,2-Dichloroethene	8.232	96	153803	20.68	ug/L		92
20) Chloroform	8.488	83	262463	21.61	ug/L		96
21) Bromochloromethane	8.461	128	78006	20.28	ug/L		82
23) 1,1,1-Trichloroethane	8.717	97	218540	18.19	ug/L		98
24) Acetone	6.424	43	97179	42.36	ug/L		95
25) 2-Butanone	8.205	43	166712	48.88	ug/L		98
26) Carbon Disulfide	6.750	76	380285	20.87	ug/L		93
27) Iodomethane	6.627	142	182743	20.79	ug/L		98
28) Vinyl acetate	7.659	43	202272	16.66	ug/L		98
29) Methyl tert-butyl ether	7.235	73	331907	18.36	ug/L		95
31) 1,1-Dichloropropene	8.849	75	191261	18.93	ug/L		94
32) Carbon tetrachloride	8.876	117	188950	18.52	ug/L		100
33) 1,2-Dichloroethane	9.017	62	200797	19.11	ug/L		95
34) Benzene	9.034	78	511190	22.15	ug/L		95
35) 2,2,4-Trimethylpentane	9.070	57	497142	21.22	ug/L		94
36) n-Heptane	9.175	57	116838	19.54	ug/L		94
37) Trichloroethene	9.537	95	145131	19.63	ug/L		97

Quantitation Report (Not Reviewed)

Data Path : H:\VOA\A228\130321\
Data File : 13032113.D
Acq On : 21 Mar 2013 17:25
Operator : JM
Sample : 459346-009 S
Misc : MS
ALS Vial : 11 Sample Multiplier: 1

Quant Time: Mar 22 09:22:02 2013
Quant Method : H:\VOA\A228\METHODS\130307.M
Quant Title : 8260B_S
QLast Update : Mon Mar 11 11:22:48 2013
Response via : Initial Calibration

Compound	R.T.	QIon	Response	Conc Units	Dev(Min)
38) 1,2-Dichloropropane	9.722	63	146664	21.56 ug/L	96
39) Bromodichloromethane	9.907	83	185684	18.33 ug/L	99
40) Methyl cyclohexane	9.731	56	60487	21.43 ug/L	94
41) Dibromomethane	9.828	93	94019	18.83 ug/L	88
42) cis-1,3-Dichloropropene	10.242	75	229636	19.46 ug/L	95
44) 4-Methyl-2-pentanone	10.313	43	245378	33.51 ug/L	99
48) Toluene	10.525	92	314824	19.70 ug/L	98
49) trans-1,3-Dichloropropene	10.630	75	190386	18.70 ug/L	93
50) 1,1,2-Trichloroethane	10.789	83	102515	21.95 ug/L	98
51) 1,3-Dichloropropane	10.921	76	207328	21.12 ug/L	96
52) Tetrachloroethene	10.957	166	183116	29.23 ug/L	94
53) Dibromochloromethane	11.115	129	138093	19.72 ug/L	98
54) 1,2-Dibromoethane	11.230	107	131179	20.40 ug/L	99
55) 1-Chlorohexane	11.459	91	207191	20.36 ug/L	94
56) Chlorobenzene	11.565	112	339390	20.31 ug/L	94
57) n-Nonane	11.600	57	202816	21.64 ug/L	96
58) 1,1,1,2-Tetrachloroethane	11.592	131	129143	19.38 ug/L	98
59) Ethylbenzene	11.600	91	568495	22.23 ug/L	97
60) m,p-Xylene	11.671	106	456952	40.29 ug/L	97
61) o-Xylene	11.971	106	229195	20.35 ug/L	86
62) Styrene	11.971	104	367899	20.22 ug/L	93
63) Isopropylbenzene	12.209	105	527352	20.19 ug/L	99
64) Bromoform	12.156	173	86608	19.67 ug/L	97
65) 1,1,2,2-Tetrachloroethane	12.394	83	140509	20.64 ug/L	97
67) 2-Hexanone	10.913	43	169119	33.81 ug/L	98
69) 1,2,3-Trichloropropane	12.465	110	44984	21.33 ug/L	90
70) n-Propylbenzene	12.509	91	690182	22.14 ug/L	94
71) Bromobenzene	12.509	156	156032	19.89 ug/L	93
72) 1,3,5-Trimethylbenzene	12.606	105	484500	22.13 ug/L	99
73) 2-Chlorotoluene	12.623	91	460852	21.83 ug/L	93
74) 4-Chlorotoluene	12.694	91	431802	21.55 ug/L	94
75) tert-Butylbenzene	12.888	119	493236	22.16 ug/L	94
76) 1,2,4-Trimethylbenzene	12.905	105	489369	22.11 ug/L	95
77) sec-Butylbenzene	13.047	105	687307	20.21 ug/L	96
78) 4-Isopropyltoluene	13.126	119	544220	20.09 ug/L	97
79) 1,3-Dichlorobenzene	13.196	146	304158	22.65 ug/L	97
80) 1,4-Dichlorobenzene	13.258	146	274733	21.62 ug/L	99
81) Dicyclopentadiene	13.311	66	52610	18.42 ug/L	97
82) n-Butylbenzene	13.461	92	322821	21.76 ug/L	95
83) 1,2-Dichlorobenzene	13.584	146	274860	22.08 ug/L	95
84) 1,2-Dibromo-3-chloropr...	14.246	157	24156	18.85 ug/L	89
85) 1,2,4-Trichlorobenzene	15.092	180	189230	23.04 ug/L	96
86) Hexachlorobutadiene	15.216	190	47785	21.44 ug/L	95
87) Naphthalene	15.410	128	373872	21.88 ug/L	100
88) 1,2,3-Trichlorobenzene	15.683	180	167368	21.92 ug/L	98

(#) = qualifier out of range (m) = manual integration (+) = signals summed

Quantitation Report (Not Reviewed)

Data Path : H:\VOA\A228\130321\
Data File : 13032113.D
Acq On : 21 Mar 2013 17:25
Operator : JM
Sample : 459346-009 S
Misc : MS
ALS Vial : 11 Sample Multiplier: 1

Quant Time: Mar 22 09:22:02 2013
Quant Method : H:\VOA\A228\METHODS\130307.M
Quant Title : 8260B_S
QLast Update : Mon Mar 11 11:22:48 2013
Response via : Initial Calibration

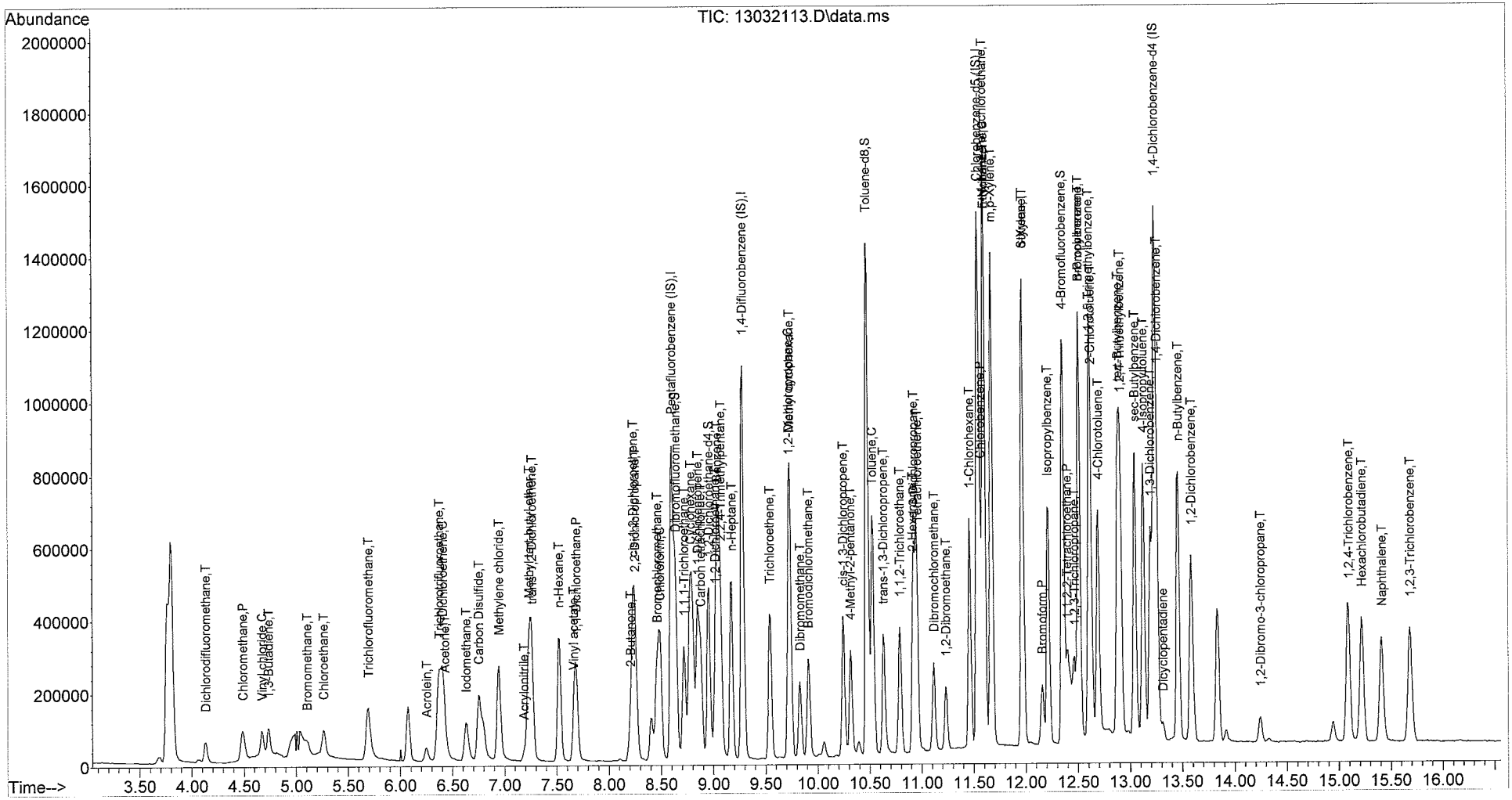

Quantitation Report (Not Reviewed)

Data Path : H:\VOA\A228\130321\
Data File : 13032114.D
Acq On : 21 Mar 2013 17:51
Operator : JM
Sample : 459346-009 SD
Misc : MSD
ALS Vial : 12 Sample Multiplier: 1

Quant Time: Mar 22 09:22:06 2013
Quant Method : H:\VOA\A228\METHODS\130307.M
Quant Title : 8260B_S
QLast Update : Mon Mar 11 11:22:48 2013
Response via : Initial Calibration

Compound	R.T.	QIon	Response	Conc	Units		Dev(Min)
Internal Standards							
1) Pentafluorobenzene (IS)	8.602	168	641598	50.00	ug/L		0.02
30) 1,4-Difluorobenzene (IS)	9.281	114	1018479	50.00	ug/L		0.02
47) Chlorobenzene-d5 (IS)	11.538	117	856990	50.00	ug/L		0.02
68) 1,4-Dichlorobenzene-d4...	13.240	152	436680	50.00	ug/L		0.02
System Monitoring Compounds							
22) Dibromofluoromethane	8.637	113	361175	45.66	ug/L		0.02
Spiked Amount 50.000	Range 52 - 140		Recovery = 91.32%				
45) 1,2-Dichloroethane-d4	8.954	65	391534	39.35	ug/L		0.02
Spiked Amount 50.000	Range 54 - 133		Recovery = 78.70%				
46) Toluene-d8	10.471	98	1030270	47.31	ug/L		0.00
Spiked Amount 50.000	Range 63 - 126		Recovery = 94.62%				
66) 4-Bromofluorobenzene	12.350	95	491808	47.25	ug/L		0.00
Spiked Amount 50.000	Range 62 - 123		Recovery = 94.50%				
Target Compounds							Qvalue
2) Dichlorodifluoromethane	4.131	85	67880	19.70	ug/L		96
3) Chloromethane	4.484	50	140157	21.44	ug/L		96
4) Vinyl chloride	4.669	62	85302	23.22	ug/L		99
5) 1,3-Butadiene	4.731	54	38320	22.39	ug/L		91
6) Bromomethane	5.101	94	13875	31.16	ug/L	#	92
7) Chloroethane	5.269	64	80120	20.73	ug/L		96
8) Trichlorofluoromethane	5.692	101	195382	18.91	ug/L		95
9) Acrolein	6.247	56	44868	76.02	ug/L		99
10) Trichlorotrifluoroethane	6.371	151	99091	20.58	ug/L		93
11) 1,1-Dichloroethene	6.406	61	206275	20.72	ug/L		96
12) Methylene chloride	6.944	84	145014	21.55	ug/L		93
13) Acrylonitrile	7.200	53	38139	19.23	ug/L	#	78
14) trans-1,2-Dichloroethene	7.261	61	214145	21.43	ug/L		95
15) n-Hexane	7.526	57	171950	18.19	ug/L		99
16) 1,1-Dichloroethane	7.685	63	278347	21.32	ug/L		97
17) Cyclohexane	8.778	41	338239	20.64	ug/L	#	89
18) 2,2-Dichloropropane	8.249	77	214307	19.75	ug/L		98
19) cis-1,2-Dichloroethene	8.231	96	153199	20.33	ug/L		92
20) Chloroform	8.487	83	264417	21.48	ug/L		95
21) Bromochloromethane	8.461	128	79105	20.30	ug/L		83
23) 1,1,1-Trichloroethane	8.716	97	221532	18.21	ug/L		98
24) Acetone	6.424	43	90776	38.64	ug/L		96
25) 2-Butanone	8.205	43	169355	49.02	ug/L		97
26) Carbon Disulfide	6.750	76	379980	20.58	ug/L		94
27) Iodomethane	6.635	142	185693	20.85	ug/L		95
28) Vinyl acetate	7.658	43	205833	16.73	ug/L		98
29) Methyl tert-butyl ether	7.235	73	334550	18.27	ug/L		96
31) 1,1-Dichloropropene	8.849	75	197320	19.42	ug/L		96
32) Carbon tetrachloride	8.875	117	194559	18.96	ug/L		98
33) 1,2-Dichloroethane	9.016	62	203746	19.29	ug/L		99
34) Benzene	9.043	78	513779	22.13	ug/L		92
35) 2,2,4-Trimethylpentane	9.069	57	495461	21.00	ug/L		95
36) n-Heptane	9.175	57	116657	19.40	ug/L		95
37) Trichloroethene	9.545	95	145049	19.50	ug/L		92

Quantitation Report (Not Reviewed)

Data Path : H:\VOA\A228\130321\
Data File : 13032114.D
Acq On : 21 Mar 2013 17:51
Operator : JM
Sample : 459346-009 SD
Misc : MSD
ALS Vial : 12 Sample Multiplier: 1

Quant Time: Mar 22 09:22:06 2013
Quant Method : H:\VOA\A228\METHODS\130307.M
Quant Title : 8260B_S
QLast Update : Mon Mar 11 11:22:48 2013
Response via : Initial Calibration

Compound	R.T.	QIon	Response	Conc Units		Dev(Min)
38) 1,2-Dichloropropane	9.722	63	148462	21.71 ug/L		98
39) Bromodichloromethane	9.907	83	185251	18.18 ug/L		98
40) Methyl cyclohexane	9.730	56	61117	21.53 ug/L		96
41) Dibromomethane	9.828	93	92473	18.41 ug/L		87
42) cis-1,3-Dichloropropene	10.242	75	227685	19.18 ug/L		97
44) 4-Methyl-2-pentanone	10.313	43	240047	32.59 ug/L		98
48) Toluene	10.524	92	316873	19.64 ug/L		98
49) trans-1,3-Dichloropropene	10.630	75	191968	18.68 ug/L		96
50) 1,1,2-Trichloroethane	10.789	83	98671	20.85 ug/L		96
51) 1,3-Dichloropropane	10.921	76	206282	20.79 ug/L		95
52) Tetrachloroethene	10.956	166	183396	28.99 ug/L		96
53) Dibromochloromethane	11.115	129	135763	19.20 ug/L		98
54) 1,2-Dibromoethane	11.230	107	129659	19.97 ug/L		98
55) 1-Chlorohexane	11.459	91	202382	19.70 ug/L		95
56) Chlorobenzene	11.565	112	335462	19.88 ug/L		94
57) n-Nonane	11.600	57	200940	21.18 ug/L		96
58) 1,1,1,2-Tetrachloroethane	11.600	131	127299	18.92 ug/L		96
59) Ethylbenzene	11.600	91	567902	21.97 ug/L		97
60) m,p-Xylene	11.671	106	453990	39.64 ug/L		97
61) o-Xylene	11.970	106	223701	19.67 ug/L		84
62) Styrene	11.970	104	361386	19.67 ug/L		93
63) Isopropylbenzene	12.217	105	517649	19.63 ug/L		97
64) Bromoform	12.156	173	86180	19.38 ug/L		97
65) 1,1,2,2-Tetrachloroethane	12.394	83	136906	19.88 ug/L		99
67) 2-Hexanone	10.912	43	163485	32.36 ug/L		100
69) 1,2,3-Trichloropropane	12.464	110	42839	20.37 ug/L		96
70) n-Propylbenzene	12.508	91	676953	21.81 ug/L		94
71) Bromobenzene	12.508	156	156084	20.00 ug/L		95
72) 1,3,5-Trimethylbenzene	12.605	105	477183	21.90 ug/L		98
73) 2-Chlorotoluene	12.623	91	458082	21.82 ug/L		94
74) 4-Chlorotoluene	12.693	91	427756	21.45 ug/L		95
75) tert-Butylbenzene	12.887	119	483788	21.83 ug/L		95
76) 1,2,4-Trimethylbenzene	12.905	105	481715	21.87 ug/L		95
77) sec-Butylbenzene	13.046	105	675024	19.95 ug/L		96
78) 4-Isopropyltoluene	13.126	119	533598	19.80 ug/L		98
79) 1,3-Dichlorobenzene	13.196	146	303872	22.75 ug/L		97
80) 1,4-Dichlorobenzene	13.258	146	269294	21.29 ug/L		99
81) Dicyclopentadiene	13.311	66	50918	17.92 ug/L	#	96
82) n-Butylbenzene	13.461	92	317138	21.48 ug/L		96
83) 1,2-Dichlorobenzene	13.584	146	271125	21.89 ug/L		96
84) 1,2-Dibromo-3-chloropr...	14.245	157	22906	17.98 ug/L		92
85) 1,2,4-Trichlorobenzene	15.083	180	184273	22.54 ug/L		95
86) Hexachlorobutadiene	15.215	190	48235	21.78 ug/L		96
87) Naphthalene	15.409	128	366717	21.57 ug/L		99
88) 1,2,3-Trichlorobenzene	15.683	180	160331	21.04 ug/L		97

(#) = qualifier out of range (m) = manual integration (+) = signals summed

Quantitation Report (Not Reviewed)

Data Path : H:\VOA\A228\130321\
Data File : 13032114.D
Acq On : 21 Mar 2013 17:51
Operator : JM
Sample : 459346-009 SD
Misc : MSD
ALS Vial : 12 Sample Multiplier: 1

Quant Time: Mar 22 09:22:06 2013
Quant Method : H:\VOA\A228\METHODS\130307.M
Quant Title : 8260B_S
QLast Update : Mon Mar 11 11:22:48 2013
Response via : Initial Calibration

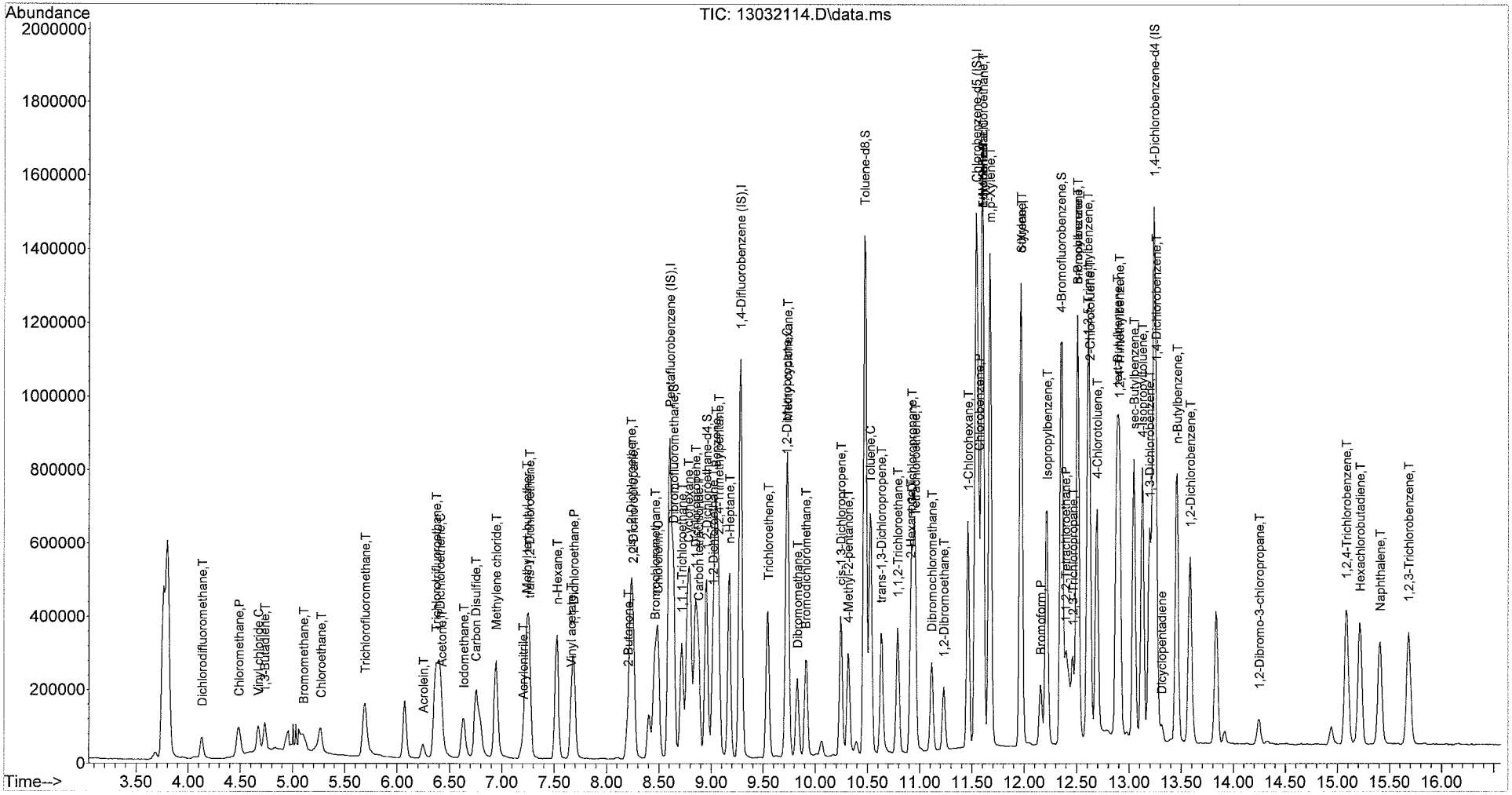

Method 8260B

Run ID 130326 **Date of Run 3/26/13** **Analyst JM** **Page # 95**

Acquisition Method **SC8260**

Standard ID's			**Syringe IDs:**
CCV Std	Prep Log #	GCMSVOA-6066	V-126
BFB Std	Prep Log #	GCMSVOA-6064	V-024
Internal Std	Prep Log #	GCMSVOA-6065	V-029
Surrogates	Prep Log #	GCMSVOA-6064	V-024
Bench Spike	Prep Log #	NA	NA
Secondary spike	Prep Log #	GCMSVOA-6063	NA
Methanol	RL #	07-22-25	V-141

Soil Blank & Sample Preparation

Name	Extract amount in µl	IS amount in µl
Method Blank	100	10
QC Samples	100	10
Matrix Samples	100	10

Aqueous Blank & Sample Preparation

Name	Surrogate	Secondary Spike	Sample amount in ml	IS amount in µl
Method Blank	10	NA	5.0	10
QC Samples	10	10	5.0	10
Matrix Samples	10	NA	5.0	10

CCV Preparation

Standard Name	Standard amt added in µl	Reagent Water amt in mL	Methanol amt added in µl
CCV #1	10	5	80
Internal Standard	10		
Surrogate Standard	10		

Aqueous Dilutions

Dilution	Sample
1X	5 mL
2X	2.5 mL
5X	1 mL
10X	500 µl
20X	250 µl
50X	100 µl
100 X	50 µl
200 X	25 µl
500 X	10 µl

VOA-003-Inst10RunLog RV1
Create a book by attaching a copy of the Injection Log and number it in consecutive order up to 100.

Injection Log

Directory: h:\voa\a228\130326

96

Line	Vial	FileName	Multiplier	SampleName	Misc Info	Injected
1	9	13032601.d	1.	BAKE		26 Mar 13 09:28
2	10	13032602.d	1.	BAKE		26 Mar 13 09:53
3	14	13032603.d	1.	BAKE		26 Mar 13 10:37
4	15	13032604.d	1.	BAKE		26 Mar 13 11:02
5	16	13032605.d	1.	BAKE		26 Mar 13 11:26
6	10	13032606.d	1.	BFB	TUNE CHECK	26 Mar 13 11:52 ✓
7	16	13032607.d	1.	CCV	CCV	26 Mar 13 12:28
8	1	13032608.d	1.	BLK	BLK	26 Mar 13 13:09
9	2	13032609.d	1.	BKS	BKS	26 Mar 13 13:34
10	3	13032610.d	1.	BSD	BSD	26 Mar 13 13:58
11	4	13032611.d	1.	459597-001	SMP	26 Mar 13 14:23
12	5	13032612.d	1.	459596-001 S	MS	26 Mar 13 14:48
13	6	13032613.d	1.	459596-001 SD	MSD	26 Mar 13 15:13
14	7	13032614.d	10.	459321-011	SMP	26 Mar 13 15:38
15	8	13032615.d	1.	459346-011	SMP	26 Mar 13 16:03
16	9	13032616.d	1.	459499-002	SMP	26 Mar 13 16:29
17	10	13032617.d	1.	459499-003	SMP	26 Mar 13 16:54
18	11	13032618.d	1.	459499-004	SMP	26 Mar 13 17:19
19	12	13032619.d	1.	459499-005	SMP	26 Mar 13 17:44
20	13	13032620.d	1.	459499-006	SMP	26 Mar 13 18:09
21	14	13032621.d	1.	459499-007	SMP	26 Mar 13 18:34
22	15	13032622.d	1.	459499-008	SMP	26 Mar 13 18:59
23	16	13032623.d	1.	459504-002	SMP	26 Mar 13 19:24
24	1	13032624.d	1.	459504-003	SMP	26 Mar 13 19:48
25	2	13032625.d	1.	459504-004	SMP	26 Mar 13 20:14
26	3	13032626.d	1.	459504-005	SMP	26 Mar 13 20:40
27	4	13032627.d	1.	459504-006	SMP	26 Mar 13 21:05
28	5	13032628.d	1.	459504-008	SMP	26 Mar 13 21:31
29	6	13032629.d	1.	459504-004 S	MS	26 Mar 13 21:55
30	7	13032630.d	1.	459504-004 SD	MSD	26 Mar 13 22:20
31	8	13032631.d	1.	459509-002	SMP	26 Mar 13 22:45
32	9	13032632.d	1.	459591-001	SMP	26 Mar 13 23:11
33	10	13032633.d	1.	459591-002	SMP	26 Mar 13 23:36 ✓
34	11	13032634.d	10.	459509-001 pH=5	SMP	27 Mar 13 00:01

SOILS

pH<2

NR

459321 !
635672
909840

459597 !
635673
909936

635718
909964

3/27/13

BK 3/27/13

GC/MS QA-QC Check Report

Tune File : H:\VOA\A228\130326\13032606.D
Tune Time : 26 Mar 2013 11:52

Daily Calibration File : H:\VOA\A228\130326\13032607.D

440497 559788 490914

274516

File	Sample	Surrogate Recovery %				Internal Standard Responses		
13032608.D								
	BLK	96	104	90	91	469388	599526	515430
				297068				
13032609.D								
	BKS	99	109	94	95	436492	562168	482332
				263142				
13032610.D								
	BSD	99	109	93	96	450277	578189	495820
				269931				
13032611.D								
	459597-001	97	109	94	92	467442	597002	509763
				292283				
13032612.D								
	459596-001	97	108	93	93	434964	557885	484536
				259477				
13032613.D								
	459596-001	99	110	99	96	422188	547800	477898
				257976				
13032614.D								
	459321-011	95	107	90	92	441090	561530	472656
				268639				
13032615.D								
	459346-011	95	108	91	93	453557	582764	493815
				287911				
13032616.D								
	459499-002	96	108	89	92	433866	563239	486545
				281413				
13032617.D								
	459499-003	95	108	92	92	431798	551454	467606
				263934				
13032618.D								
	459499-004	97	110	92	95	426740	546878	468050
				269905				
13032619.D								
	459499-005	96	111	91	93	421637	536928	459490
				269732				
13032620.D								
	459499-006	98	113	94	91	386121	495010	435344
				251812				
13032621.D								

4/1/13

	459499-007	97	111	92	94	397987	516554	446373
				257364				
13032622.D								
	459499-008	97	109	91	92	417841	535924	456227
				262590				
13032623.D								
	459504-002	98	112	91	92	397197	512720	452593
				261362				
13032624.D								
	459504-003	100	114	91	92	359994	474992	417578
				241964				
13032625.D								
	459504-004	98	110	93	93	409669	528576	449480
				252224				
13032626.D								
	459504-005	97	108	90	89	415645	535678	463887
				259378				
13032627.D								
	459504-006	97	109	92	92	392804	501991	437131
				255159				
13032628.D								
	459504-008	97	112	91	88	415580	534400	458673
				253225				
13032629.D								
	459504-004	100	108	91	95	393113	517131	443524
				239654				
13032630.D								
	459504-004	99	112	93	95	380081	491991	427593
				235491				
13032631.D								
	459509-002	95	106	89	90	424804	547213	465287
				269552				
13032632.D								
	459591-001	94	108	89	88	432355	556839	467758
				263475				
13032633.D								
	459591-002	93	107	92	87	411372	520895	443671
				248657				
13032634.D								
(fails)	459509-001	96	110	92	91	396499	507307	441515
				251297				

(fails) - fails 12hr time check * - fails criteria

Created: Wed Mar 27 11:33:13 2013 GCMS 10

Data Path : H:\VOA\A228\130326\
Data File : 13032606.D
Acq On : 26 Mar 2013 11:52
Operator : JM
Sample : BFB
Misc : TUNE CHECK
ALS Vial : 10 Sample Multiplier: 1

Integration File: RTEINT.P

Method : H:\VOA\A228\METHODS\130325.M
Title : 8260B_S
Last Update : Mon Mar 25 16:59:22 2013

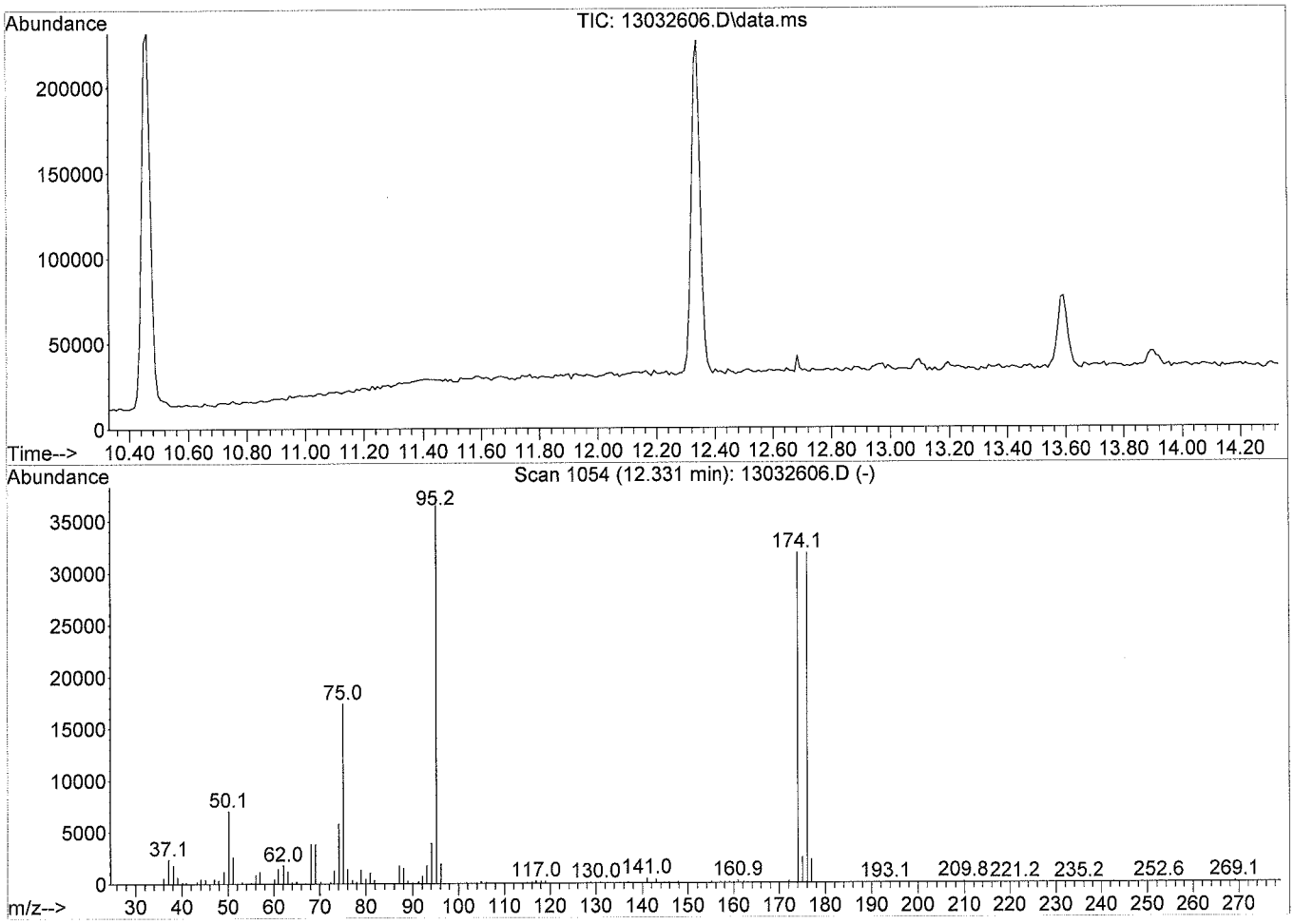

Spectrum Information: Scan 1054

Target Mass	Rel. to Mass	Lower Limit%	Upper Limit%	Rel. Abn%	Raw Abn	Result Pass/Fail
50	95	15	40	19.3	7023	PASS
75	95	30	60	47.7	17407	PASS
95	95	100	100	100.0	36464	PASS
96	95	5	9	5.2	1909	PASS
173	174	0.00	2	0.0	0	PASS
174	95	50	100	87.2	31808	PASS
175	174	5	9	7.7	2458	PASS
176	174	95	101	99.9	31783	PASS
177	176	5	9	7.1	2259	PASS

3/27/13

Quantitation Report (No Status)

Data Path : H:\VOA\A228\130326\
Data File : 13032607.D
Acq On : 26 Mar 2013 12:28
Operator : JM
Sample : CCV
Misc : CCV
ALS Vial : 16 Sample Multiplier: 1

Quant Time: Mar 26 12:50:09 2013
Quant Title :
QLast Update : Mon Mar 25 16:59:22 2013
Response via : Initial Calibration

Compound	R.T.	QIon	Response	Conc	Units		Dev(Min)
Internal Standards							
1) Pentafluorobenzene (IS)	8.581	168	440497	50.00	ug/L		0.00
30) 1,4-Difluorobenzene (IS)	9.260	114	559788	50.00	ug/L		0.00
47) Chlorobenzene-d5 (IS)	11.517	117	490914	50.00	ug/L		0.00
68) 1,4-Dichlorobenzene-d4...	13.219	152	274516	50.00	ug/L		0.00
System Monitoring Compounds							
22) Dibromofluoromethane	8.607	113	190452	49.31	ug/L		0.00
Spiked Amount 50.000	Range 52 - 140		Recovery = 98.62%				
45) 1,2-Dichloroethane-d4	8.925	65	197335	54.77	ug/L		0.00
Spiked Amount 50.000	Range 54 - 133		Recovery = 109.54%				
46) Toluene-d8	10.459	98	534350	46.97	ug/L		0.00
Spiked Amount 50.000	Range 63 - 126		Recovery = 93.94%				
66) 4-Bromofluorobenzene	12.338	95	277415	47.53	ug/L		0.00
Spiked Amount 50.000	Range 62 - 123		Recovery = 95.06%				
Target Compounds							Qvalue
2) Dichlorodifluoromethane	4.110	85	55491	22.79	ug/L		98
3) Chloromethane	4.454	50	35309	15.09	ug/L		99
4) Vinyl chloride	4.648	62	28753	19.61	ug/L		98
5) 1,3-Butadiene	4.710	54	15419	22.18	ug/L		98
6) Bromomethane	5.080	94	12372	29.27	ug/L	#	88
7) Chloroethane	5.230	64	33797	21.28	ug/L		98
8) Trichlorofluoromethane	5.653	101	119041	22.67	ug/L		100
9) Acrolein	6.218	56	31483	90.45	ug/L		99
10) Trichlorotrifluoroethane	6.341	151	72012	20.80	ug/L		96
11) 1,1-Dichloroethene	6.376	61	105403	23.08	ug/L		97
12) Methylene chloride	6.914	84	76234	20.09	ug/L		98
13) Acrylonitrile	7.161	53	15430	18.57	ug/L		85
14) trans-1,2-Dichloroethene	7.232	61	102273	20.54	ug/L		96
15) n-Hexane	7.496	57	82202	18.34	ug/L		99
16) 1,1-Dichloroethane	7.655	63	128322	20.09	ug/L		98
17) Cyclohexane	8.749	41	141455	20.14	ug/L	#	85
18) 2,2-Dichloropropane	8.228	77	125113	22.59	ug/L		97
19) cis-1,2-Dichloroethene	8.211	96	83495	19.80	ug/L		97
20) Chloroform	8.466	83	137952	23.22	ug/L		98
21) Bromochloromethane	8.431	128	46419	19.25	ug/L		93
23) 1,1,1-Trichloroethane	8.696	97	126706	22.26	ug/L		96
24) Acetone	6.394	43	60532	69.01	ug/L		90
25) 2-Butanone	8.175	43	73056	44.80	ug/L		98
26) Carbon Disulfide	6.720	76	201897	18.99	ug/L		97
27) Iodomethane	6.597	142	141669	20.77	ug/L		92
28) Vinyl acetate	7.637	43	88230	19.56	ug/L		98
29) Methyl tert-butyl ether	7.205	73	175256	20.74	ug/L		95
31) 1,1-Dichloropropene	8.828	75	99595	21.24	ug/L		97
32) Carbon tetrachloride	8.854	117	112504	23.14	ug/L		96
33) 1,2-Dichloroethane	8.995	62	105370	22.85	ug/L		97
34) Benzene	9.013	78	250531	21.26	ug/L		95
35) 2,2,4-Trimethylpentane	9.040	57	219681	21.51	ug/L		95
36) n-Heptane	9.154	57	50794	19.23	ug/L		97
37) Trichloroethene	9.516	95	81219	21.15	ug/L		93
38) 1,2-Dichloropropane	9.701	63	64093	21.09	ug/L	#	90

3/27/13

Data Path : H:\VOA\A228\130326\
Data File : 13032607.D
Acq On : 26 Mar 2013 12:28
Operator : JM
Sample : CCV
Misc : CCV
ALS Vial : 16 Sample Multiplier: 1

Quant Time: Mar 26 12:50:09 2013
Quant Title :
QLast Update : Mon Mar 25 16:59:22 2013
Response via : Initial Calibration

Compound	R.T.	QIon	Response	Conc	Units		Dev(Min)
39) Bromodichloromethane	9.886	83	99731	21.32	ug/L		97
40) Methyl cyclohexane	9.710	56	26378	21.33	ug/L		92
41) Dibromomethane	9.807	93	49208	20.00	ug/L		94
42) cis-1,3-Dichloropropene	10.221	75	117027	20.12	ug/L		98
43) 2-Chloroethylvinylether	10.062	63	9758	18.85	ug/L		94
44) 4-Methyl-2-pentanone	10.292	43	96323	40.27	ug/L		98
48) Toluene	10.512	92	159764	19.74	ug/L		98
49) trans-1,3-Dichloropropene	10.618	75	98627	20.50	ug/L		96
50) 1,1,2-Trichloroethane	10.768	83	50432	19.04	ug/L		98
51) 1,3-Dichloropropane	10.900	76	102584	19.35	ug/L		93
52) Tetrachloroethene	10.935	166	99223	21.73	ug/L		100
53) Dibromochloromethane	11.094	129	86756	20.56	ug/L		97
54) 1,2-Dibromoethane	11.209	107	72853	20.18	ug/L		94
55) 1-Chlorohexane	11.447	91	112356	19.45	ug/L		94
56) Chlorobenzene	11.544	112	188705	19.73	ug/L		97
57) n-Nonane	11.588	57	98205	23.37	ug/L		94
58) 1,1,1,2-Tetrachloroethane	11.579	131	75973	21.99	ug/L		97
59) Ethylbenzene	11.579	91	305610	22.64	ug/L		98
60) m,p-Xylene	11.659	106	241874	38.44	ug/L		94
61) o-Xylene	11.950	106	123281	19.63	ug/L		95
62) Styrene	11.950	104	206176	20.30	ug/L		97
63) Isopropylbenzene	12.196	105	294078	20.40	ug/L		97
64) Bromoform	12.144	173	61017	20.58	ug/L		96
65) 1,1,2,2-Tetrachloroethane	12.382	83	68450	19.13	ug/L		98
67) 2-Hexanone	10.900	43	65384	39.57	ug/L		96
69) 1,2,3-Trichloropropane	12.443	110	23656	20.24	ug/L		95
70) n-Propylbenzene	12.496	91	373347	20.05	ug/L		99
71) Bromobenzene	12.496	156	101808	19.16	ug/L		94
72) 1,3,5-Trimethylbenzene	12.593	105	270026	20.13	ug/L		98
73) 2-Chlorotoluene	12.602	91	253442	20.23	ug/L		97
74) 4-Chlorotoluene	12.673	91	243541	20.72	ug/L		96
75) tert-Butylbenzene	12.867	119	279836	20.12	ug/L		98
76) 1,2,4-Trimethylbenzene	12.893	105	267698	20.02	ug/L		99
77) sec-Butylbenzene	13.025	105	360596	19.80	ug/L		98
78) 4-Isopropyltoluene	13.114	119	304119	20.48	ug/L		97
79) 1,3-Dichlorobenzene	13.175	146	179463	19.05	ug/L		97
80) 1,4-Dichlorobenzene	13.246	146	167681	19.08	ug/L		97
81) Dicyclopentadiene	13.290	66	24726	18.28	ug/L	#	90
82) n-Butylbenzene	13.440	92	171755	20.48	ug/L		97
83) 1,2-Dichlorobenzene	13.563	146	170255	18.91	ug/L		96
84) 1,2-Dibromo-3-chloropr...	14.225	157	15850	16.73	ug/L		93
85) 1,2,4-Trichlorobenzene	15.071	180	132399	20.06	ug/L		97
86) Hexachlorobutadiene	15.195	190	35897	21.92	ug/L		93
87) Naphthalene	15.389	128	213255	18.83	ug/L		99
88) 1,2,3-Trichlorobenzene	15.662	180	109993	20.60	ug/L		99

(#) = qualifier out of range (m) = manual integration (+) = signals summed

Quantitation Report (No Status)

Data Path : H:\VOA\A228\130326\
Data File : 13032607.D
Acq On : 26 Mar 2013 12:28
Operator : JM
Sample : CCV
Misc : CCV
ALS Vial : 16 Sample Multiplier: 1

Quant Time: Mar 26 12:50:09 2013
Quant Title :
QLast Update : Mon Mar 25 16:59:22 2013
Response via : Initial Calibration

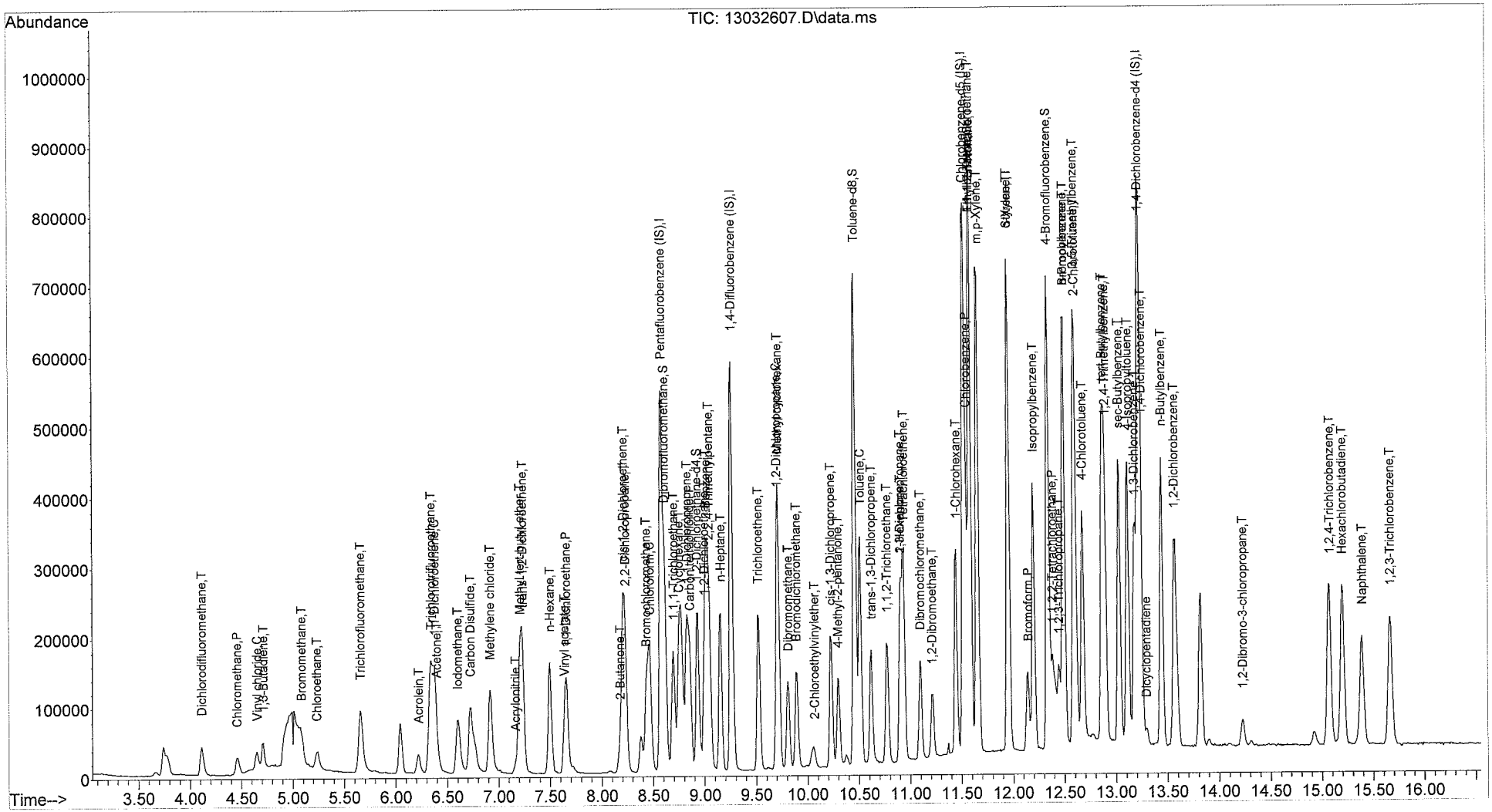

Continuing Calibration Evaluation

CCV *13032607.D*
3/26/2013 12:28 *GCMS 10*

Name	Fit	AvgRF/Amt	CCRF/Conc	%Rec	LCL	UCL	
Pentafluorobenzene (IS)	IS	599778.000	440497.000	XXXXXX	299889	1199556	
Dichlorodifluoromethane	L	20.000	22.793	114	31	155	
Chloromethane	L	20.000	15.087	75	47	139	
Vinyl chloride	A	0.166	0.163	98	80	120	
1,3-Butadiene	L	20.000	22.180	111	68	130	
Bromomethane	L	20.000	29.271	146	16	180	
Chloroethane	L	20.000	21.275	106	43	155	
Trichlorofluoromethane	A	0.596	0.676	113	61	135	
Acrolein	A	0.040	0.036	90	70	130	
Trichlorotrifluoroethane	A	0.393	0.409	104	58	147	
1,1-Dichloroethene	L	20.000	23.084	115	80	120	
Methylene chloride	L	20.000	20.086	100	64	133	
Acrylonitrile	L	20.000	18.570	93	68	130	
trans-1,2-Dichloroethene	A	0.565	0.580	103	67	131	
n-Hexane	A	0.509	0.467	92	68	130	
1,1-Dichloroethane	A	0.725	0.728	100	66	132	
Cyclohexane	A	0.797	0.803	101	70	130	
2,2-Dichloropropane	A	0.629	0.710	113	67	136	
cis-1,2-Dichloroethene	A	0.479	0.474	99	68	129	
Chloroform	L	20.000	23.217	116	80	120	
Bromochloromethane	A	0.274	0.263	96	68	130	
Dibromofluoromethane	A	0.438	0.432	99	70	130	
1,1,1-Trichloroethane	A	0.646	0.719	111	70	130	
Acetone	L	40.000	69.008	173	51	171	*
2-Butanone	L	40.000	44.800	112	63	136	
Carbon Disulfide	A	1.207	1.146	95	56	138	
Iodomethane	A	0.774	0.804	104	44	153	
Vinyl acetate	A	0.512	0.501	98	68	130	
Methyl tert-butyl ether	A	0.959	0.995	104	71	129	
1,4-Difluorobenzene (IS)	IS	799332.000	559788.000	XXXXXX	399666	1598664	
1,1-Dichloropropene	A	0.419	0.445	106	74	127	
Carbon tetrachloride	A	0.434	0.502	116	74	133	
1,2-Dichloroethane	A	0.412	0.471	114	68	130	
Benzene	L	20.000	21.264	106	68	130	
2,2,4-Trimethylpentane	L	20.000	21.515	108	70	130	
n-Heptane	A	0.236	0.227	96	70	130	
Trichloroethene	A	0.343	0.363	106	78	123	
1,2-Dichloropropane	L	20.000	21.094	105	68	130	
Bromodichloromethane	A	0.418	0.445	107	76	122	
Methyl cyclohexane	L	20.000	21.334	107	70	130	
Dibromomethane	A	0.220	0.220	100	77	120	
cis-1,3-Dichloropropene	A	0.519	0.523	101	79	121	
2-Chloroethylvinylether	L	20.000	18.855	94	62	131	
4-Methyl-2-pentanone	L	40.000	40.266	101	68	126	
1,2-Dichloroethane-d4	A	0.322	0.353	110	70	130	

Toluene-d8	A	1.016	0.955	94	70	130	
Chlorobenzene-d5 (IS)	IS	717387.000	490914.000	XXXXXX	358694	1434774	
Toluene	L	20.000	19.743	99	80	120	
trans-1,3-Dichloropropene	A	0.490	0.502	102	76	121	
1,1,2-Trichloroethane	A	0.270	0.257	95	71	125	
1,3-Dichloropropane	A	0.540	0.522	97	74	124	
Tetrachloroethene	L	20.000	21.733	109	71	130	
Dibromochloromethane	A	0.430	0.442	103	68	130	
1,2-Dibromoethane	A	0.368	0.371	101	77	121	
1-Chlorohexane	A	0.588	0.572	97	68	130	
Chlorobenzene	A	0.974	0.961	99	47	139	
n-Nonane	L	20.000	23.370	117	70	130	
1,1,1,2-Tetrachloroethane	L	20.000	21.993	110	79	119	
Ethylbenzene	L	20.000	22.639	113	80	120	
m,p-Xylene	A	0.641	0.616	96	79	122	
o-Xylene	A	0.640	0.628	98	79	121	
Styrene	A	1.035	1.050	101	79	121	
Isopropylbenzene	A	1.468	1.498	102	78	122	
Bromoform	A	0.302	0.311	103	75	121	
1,1,2,2-Tetrachloroethane	L	20.000	19.129	96	70	122	
4-Bromofluorobenzene	A	0.594	0.565	95	70	130	
2-Hexanone	L	40.000	39.572	99	67	124	
1,4-Dichlorobenzene-d4 (IS)	IS	403642.000	274516.000	XXXXXX	201821	807284	
1,2,3-Trichloropropane	L	20.000	20.239	101	74	119	
n-Propylbenzene	A	3.392	3.400	100	70	121	
Bromobenzene	A	0.968	0.927	96	80	120	
1,3,5-Trimethylbenzene	A	2.443	2.459	101	80	120	
2-Chlorotoluene	A	2.282	2.308	101	78	122	
4-Chlorotoluene	A	2.140	2.218	104	77	123	
tert-Butylbenzene	A	2.534	2.548	101	80	120	
1,2,4-Trimethylbenzene	A	2.436	2.438	100	79	121	
sec-Butylbenzene	A	3.317	3.284	99	77	124	
4-Isopropyltoluene	A	2.704	2.770	102	79	120	
1,3-Dichlorobenzene	A	1.716	1.634	95	80	120	
1,4-Dichlorobenzene	A	1.600	1.527	95	80	120	
Dicyclopentadiene	L	20.000	18.280	91	80	120	
n-Butylbenzene	A	1.527	1.564	102	76	124	
1,2-Dichlorobenzene	A	1.640	1.551	95	80	120	
1,2-Dibromo-3-chloropropane	L	20.000	16.730	84	70	118	
1,2,4-Trichlorobenzene	A	1.202	1.206	100	75	125	
Hexachlorobutadiene	A	0.298	0.327	110	73	128	
Naphthalene	L	20.000	18.826	94	74	125	
1,2,3-Trichlorobenzene	L	20.000	20.604	103	69	127	

SPCCs out = 0 CCCs out = 0

Evaluate Continuing Calibration Report

Data Path : H:\VOA\A228\130326\
Data File : 13032607.D
Acq On : 26 Mar 2013 12:28
Operator : JM
Sample : CCV
Misc : CCV
ALS Vial : 16 Sample Multiplier: 1

Quant Time: Mar 26 12:50:09 2013
Quant Title :
QLast Update : Mon Mar 25 16:59:22 2013
Response via : Initial Calibration

Min. RRF : 0.100 Min. Rel. Area : 50% Max. R.T. Dev 0.50min
Max. RRF Dev : 20% Max. Rel. Area : 200%

		Compound	AvgRF	CCRF	%Dev	Area%	Dev(min)
1	I	Pentafluorobenzene (IS)	1.000	1.000	0.0	71	0.00
2	T	Dichlorodifluoromethane	0.300	0.315	-5.0	77	0.00
3	P	Chloromethane	0.296	0.200	32.4#	55	0.00
4	C	Vinyl chloride	0.166	0.163	1.8	77	0.00
5	T	1,3-Butadiene	0.089	0.088#	1.1	76	0.00
6	T	Bromomethane	0.053	0.070#	-32.1#	102	0.01
7	T	Chloroethane	0.181	0.192	-6.1	71	0.00
8	T	Trichlorofluoromethane	0.596	0.676	-13.4	83	0.00
9	T	Acrolein	0.040	0.024#	40.0#	44#	0.00
10	T	Trichlorotrifluoroethane	0.393	0.409	-4.1	75	0.00
11	C	1,1-Dichloroethene	0.575	0.598	-4.0	78	0.01
12	T	Methylene chloride	0.476	0.433	9.0	67	0.00
13	T	Acrylonitrile	0.106	0.088#	17.0	64	0.00
14	T	trans-1,2-Dichloroethene	0.565	0.580	-2.7	73	0.00
15	T	n-Hexane	0.509	0.467	8.3	67	0.00
16	P	1,1-Dichloroethane	0.725	0.728	-0.4	71	0.00
17	T	Cyclohexane	0.797	0.803	-0.8	72	0.00
18	T	2,2-Dichloropropane	0.629	0.710	-12.9	82	0.00
19	T	cis-1,2-Dichloroethene	0.479	0.474	1.0	71	0.01
20	C	Chloroform	0.759	0.783	-3.2	75	0.00
21	T	Bromochloromethane	0.274	0.263	4.0	71	0.00
22	S	Dibromofluoromethane	0.438	0.432	1.4	71	0.00
23	T	1,1,1-Trichloroethane	0.646	0.719	-11.3	80	0.00
24	T	Acetone	0.241	0.172	28.6#	120	0.00
25	T	2-Butanone	0.598	0.207	65.4#	75	0.00
26	T	Carbon Disulfide	1.207	1.146	5.1	67	0.00
27	T	Iodomethane	0.774	0.804	-3.9	71	0.00
28	T	Vinyl acetate	0.512	0.501	2.1	66	0.00
29	T	Methyl tert-butyl ether	0.959	0.995	-3.8	75	0.00
30	I	1,4-Difluorobenzene (IS)	1.000	1.000	0.0	69	0.00
31	T	1,1-Dichloropropene	0.419	0.445	-6.2	73	0.01
32	T	Carbon tetrachloride	0.434	0.502	-15.7	80	0.00
33	T	1,2-Dichloroethane	0.412	0.471	-14.3	81	0.00
34	T	Benzene	1.185	1.119	5.6	68	0.00
35	T	2,2,4-Trimethylpentane	1.021	0.981	3.9	68	0.00
36	T	n-Heptane	0.236	0.227	3.8	68	0.00
37	T	Trichloroethene	0.343	0.363	-5.8	73	0.00
38	C	1,2-Dichloropropane	0.305	0.286	6.2	67	0.00
39	T	Bromodichloromethane	0.418	0.445	-6.5	74	0.00
40	T	Methyl cyclohexane	0.127	0.118	7.1	67	0.00
41	T	Dibromomethane	0.220	0.220	0.0	71	0.00
42	T	cis-1,3-Dichloropropene	0.519	0.523	-0.8	68	0.00
43	T	2-Chloroethylvinylether	0.048	0.044#	8.3	63	0.00
44	T	4-Methyl-2-pentanone	0.236	0.215	8.9	66	0.00
45	S	1,2-Dichloroethane-d4	0.322	0.353	-9.6	77	0.00
46	S	Toluene-d8	1.016	0.955	6.0	68	0.00

Evaluate Continuing Calibration Report

Data Path : H:\VOA\A228\130326\
Data File : 13032607.D
Acq On : 26 Mar 2013 12:28
Operator : JM
Sample : CCV
Misc : CCV
ALS Vial : 16 Sample Multiplier: 1

Quant Time: Mar 26 12:50:09 2013
Quant Title :
QLast Update : Mon Mar 25 16:59:22 2013
Response via : Initial Calibration

Min. RRF : 0.100 Min. Rel. Area : 50% Max. R.T. Dev 0.50min
Max. RRF Dev : 20% Max. Rel. Area : 200%

		Compound	AvgRF	CCRF	%Dev	Area%	Dev(min)
47	I	Chlorobenzene-d5 (IS)	1.000	1.000	0.0	68	0.00
48	C	Toluene	0.898	0.814	9.4	68	0.00
49	T	trans-1,3-Dichloropropene	0.490	0.502	-2.4	72	0.00
50	T	1,1,2-Trichloroethane	0.270	0.257	4.8	68	0.00
51	T	1,3-Dichloropropane	0.540	0.522	3.3	68	0.00
52	T	Tetrachloroethene	0.514	0.505	1.8	71	0.00
53	T	Dibromochloromethane	0.430	0.442	-2.8	71	0.00
54	T	1,2-Dibromoethane	0.368	0.371	-0.8	70	0.00
55	T	1-Chlorohexane	0.588	0.572	2.7	67	0.00
56	P	Chlorobenzene	0.974	0.961	1.3	68	0.00
57	T	n-Nonane	0.516	0.500	3.1	72	0.00
58	T	1,1,1,2-Tetrachloroethane	0.386	0.387	-0.3	72	0.00
59	C	Ethylbenzene	1.550	1.556	-0.4	71	0.00
60	T	m,p-Xylene	0.641	0.616	3.9	68	0.00
61	T	o-Xylene	0.640	0.628	1.9	69	0.00
62	T	Styrene	1.035	1.050	-1.4	69	0.00
63	T	Isopropylbenzene	1.468	1.498	-2.0	71	0.00
64	P	Bromoform	0.302	0.311	-3.0	72	0.00
65	P	1,1,2,2-Tetrachloroethane	0.390	0.349	10.5	66	0.00
66	S	4-Bromofluorobenzene	0.594	0.565	4.9	71	0.00
67	T	2-Hexanone	0.195	0.166	14.9	67	0.00
68	I	1,4-Dichlorobenzene-d4 (IS)	1.000	1.000	0.0	70	0.00
69	T	1,2,3-Trichloropropane	0.229	0.215	6.1	71	0.00
70	T	n-Propylbenzene	3.392	3.400	-0.2	71	0.01
71	T	Bromobenzene	0.968	0.927	4.2	70	0.00
72	T	1,3,5-Trimethylbenzene	2.443	2.459	-0.7	72	0.00
73	T	2-Chlorotoluene	2.282	2.308	-1.1	74	0.00
74	T	4-Chlorotoluene	2.140	2.218	-3.6	73	0.00
75	T	tert-Butylbenzene	2.534	2.548	-0.6	72	0.00
76	T	1,2,4-Trimethylbenzene	2.436	2.438	-0.1	72	0.00
77	T	sec-Butylbenzene	3.317	3.284	1.0	70	0.00
78	T	4-Isopropyltoluene	2.704	2.770	-2.4	72	0.00
79	T	1,3-Dichlorobenzene	1.716	1.634	4.8	68	0.00
80	T	1,4-Dichlorobenzene	1.600	1.527	4.6	70	0.01
81		Dicyclopentadiene	0.251	0.225	10.4	66	0.00
82	T	n-Butylbenzene	1.527	1.564	-2.4	72	0.00
83	T	1,2-Dichlorobenzene	1.640	1.551	5.4	69	0.00
84	T	1,2-Dibromo-3-chloropropane	0.176	0.144	18.2	62	0.00
85	T	1,2,4-Trichlorobenzene	1.202	1.206	-0.3	70	0.00
86	T	Hexachlorobutadiene	0.298	0.327	-9.7	79	0.00
87	T	Naphthalene	2.150	1.942	9.7	64	0.00
88	T	1,2,3-Trichlorobenzene	1.029	1.002	2.6	68	0.00

(#) = Out of Range SPCC's out = 0 CCC's out = 0

Quantitation Report (QT Reviewed)

Data Path : H:\VOA\A228\130326\
Data File : 13032608.D
Acq On : 26 Mar 2013 13:09
Operator : JM
Sample : BLK
Misc : BLK
ALS Vial : 1 Sample Multiplier: 1

Quant Time: Mar 27 10:55:57 2013
Quant Method : H:\VOA\A228\METHODS\130325.M
Quant Title : 8260B_S
QLast Update : Mon Mar 25 16:59:22 2013
Response via : Initial Calibration

Compound	R.T.	QIon	Response	Conc	Units	Dev(Min)
Internal Standards						
1) Pentafluorobenzene (IS)	8.580	168	469388	50.00	ug/L	0.00
30) 1,4-Difluorobenzene (IS)	9.259	114	599526	50.00	ug/L	0.00
47) Chlorobenzene-d5 (IS)	11.525	117	515430	50.00	ug/L	0.01
68) 1,4-Dichlorobenzene-d4...	13.227	152	297068	50.00	ug/L	0.01
System Monitoring Compounds						
22) Dibromofluoromethane	8.615	113	196970	47.86	ug/L	0.01
Spiked Amount 50.000	Range 52 - 140		Recovery = 95.72%			
45) 1,2-Dichloroethane-d4	8.933	65	201264	52.16	ug/L	0.01
Spiked Amount 50.000	Range 54 - 133		Recovery = 104.32%			
46) Toluene-d8	10.458	98	550231	45.16	ug/L	0.00
Spiked Amount 50.000	Range 63 - 126		Recovery = 90.32%			
66) 4-Bromofluorobenzene	12.336	95	278967	45.52	ug/L	0.00
Spiked Amount 50.000	Range 62 - 123		Recovery = 91.04%			
Target Compounds						Qvalue
2) Dichlorodifluoromethane	4.109	85	340	Below Cal	#	34
3) Chloromethane	4.453	50	399	Below Cal		83
6) Bromomethane	5.070	94	414	Below Cal	#	47
20) Chloroform	8.465	83	653	Below Cal	#	39
24) Acetone	6.402	43	6083	Below Cal	#	89
25) 2-Butanone	8.192	43	18661	Below Cal		72
34) Benzene	9.030	78	907	Below Cal	#	1
40) Methyl cyclohexane	9.532	56	940	Below Cal	#	1
44) 4-Methyl-2-pentanone	10.299	43	1943	Below Cal	#	81
48) Toluene	10.511	92	1059	Below Cal	#	87
52) Tetrachloroethene	10.934	166	493	Below Cal	#	80
57) n-Nonane	11.596	57	1410	Below Cal	#	88
58) 1,1,1,2-Tetrachloroethane	11.596	131	326	Below Cal	#	1
59) Ethylbenzene	11.587	91	1131	Below Cal	#	66
87) Naphthalene	15.388	128	8484	Below Cal	#	88
88) 1,2,3-Trichlorobenzene	15.679	180	3671	Below Cal	#	74

(#) = qualifier out of range (m) = manual integration (+) = signals summed

3/27

Quantitation Report (QT Reviewed)

Data Path : H:\VOA\A228\130326\
Data File : 13032608.D
Acq On : 26 Mar 2013 13:09
Operator : JM
Sample : BLK
Misc : BLK
ALS Vial : 1 Sample Multiplier: 1

Quant Time: Mar 27 10:55:57 2013
Quant Method : H:\VOA\A228\METHODS\130325.M
Quant Title : 8260B_S
QLast Update : Mon Mar 25 16:59:22 2013
Response via : Initial Calibration

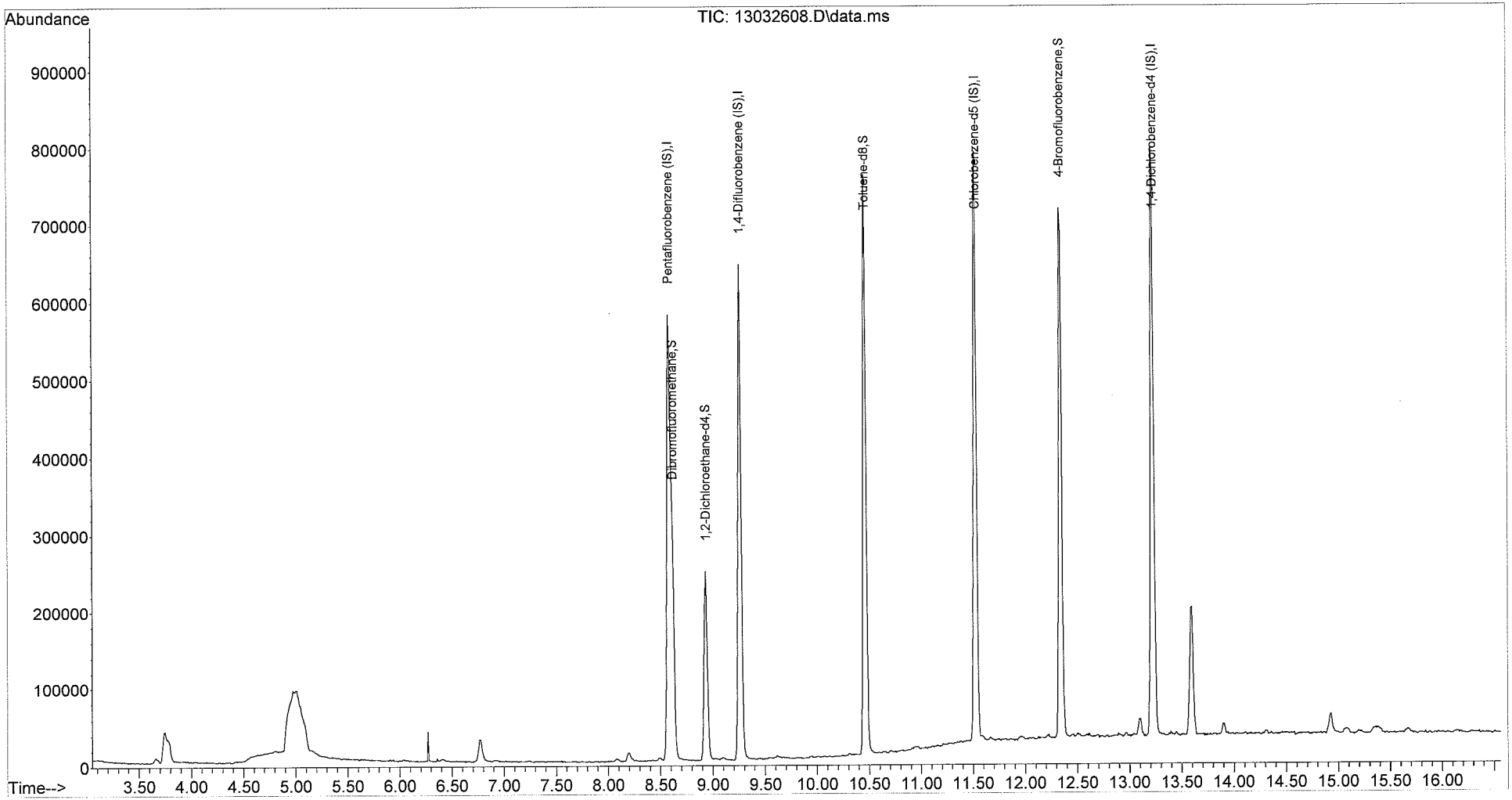

Quantitation Report (Not Reviewed)

Data Path : H:\VOA\A228\130326\
Data File : 13032609.D
Acq On : 26 Mar 2013 13:34
Operator : JM
Sample : BKS
Misc : BKS
ALS Vial : 2 Sample Multiplier: 1

Quant Time: Mar 27 09:44:23 2013
Quant Method : H:\VOA\A228\METHODS\130325.M
Quant Title : 8260B_S
QLast Update : Mon Mar 25 16:43:10 2013
Response via : Initial Calibration

Compound	R.T.	QIon	Response	Conc	Units	Dev(Min)
Internal Standards						
1) Pentafluorobenzene (IS)	8.582	168	436492	50.00	ug/L	0.00
30) 1,4-Difluorobenzene (IS)	9.261	114	562168	50.00	ug/L	0.00
47) Chlorobenzene-d5 (IS)	11.518	117	482332	50.00	ug/L	0.00
68) 1,4-Dichlorobenzene-d4...	13.220	152	263142	50.00	ug/L	0.00
System Monitoring Compounds						
22) Dibromofluoromethane	8.617	113	189522	49.52	ug/L	0.01
Spiked Amount 50.000	Range 52 - 140		Recovery = 99.04%			
45) 1,2-Dichloroethane-d4	8.934	65	196608	54.34	ug/L	0.01
Spiked Amount 50.000	Range 54 - 133		Recovery = 108.68%			
46) Toluene-d8	10.460	98	535342	46.86	ug/L	0.00
Spiked Amount 50.000	Range 63 - 126		Recovery = 93.72%			
66) 4-Bromofluorobenzene	12.338	95	273668	47.72	ug/L	0.00
Spiked Amount 50.000	Range 62 - 123		Recovery = 95.44%			
Target Compounds						Qvalue
2) Dichlorodifluoromethane	4.111	85	53647	22.22	ug/L	97
3) Chloromethane	4.463	50	39964	17.29	ug/L	94
4) Vinyl chloride	4.649	62	28634	19.70	ug/L	100
5) 1,3-Butadiene	4.710	54	15149	21.99	ug/L	96
6) Bromomethane	5.081	94	12278	29.32	ug/L	88
7) Chloroethane	5.239	64	27961	17.78	ug/L	96
8) Trichlorofluoromethane	5.663	101	117602	22.60	ug/L	98
9) Acrolein	6.218	56	34312	99.48	ug/L	96
10) Trichlorotrifluoroethane	6.342	151	71312	20.78	ug/L	91
11) 1,1-Dichloroethene	6.377	61	102390	22.60	ug/L	96
12) Methylene chloride	6.924	84	76159	20.26	ug/L	98
13) Acrylonitrile	7.171	53	15354	18.65	ug/L	93
14) trans-1,2-Dichloroethene	7.232	61	103245	20.93	ug/L	98
15) n-Hexane	7.497	57	88376	19.90	ug/L	98
16) 1,1-Dichloroethane	7.656	63	129280	20.43	ug/L	99
17) Cyclohexane	8.758	41	144209	20.72	ug/L #	92
18) 2,2-Dichloropropane	8.229	77	124304	22.65	ug/L	95
19) cis-1,2-Dichloroethene	8.211	96	84584	20.25	ug/L	95
20) Chloroform	8.467	83	137257	23.32	ug/L	99
21) Bromochloromethane	8.440	128	45671	19.11	ug/L	95
23) 1,1,1-Trichloroethane	8.696	97	126651	22.45	ug/L	96
24) Acetone	6.403	43	38433	41.45	ug/L	93
25) 2-Butanone	8.185	43	64962	38.64	ug/L	96
26) Carbon Disulfide	6.730	76	202290	19.20	ug/L	97
27) Iodomethane	6.606	142	144338	21.36	ug/L	92
28) Vinyl acetate	7.638	43	89335	19.99	ug/L	99
29) Methyl tert-butyl ether	7.206	73	172658	20.62	ug/L	96
31) 1,1-Dichloropropene	8.828	75	99888	21.21	ug/L	95
32) Carbon tetrachloride	8.855	117	110270	22.58	ug/L	98
33) 1,2-Dichloroethane	8.996	62	104686	22.60	ug/L	97
34) Benzene	9.022	78	253102	21.40	ug/L	99
35) 2,2,4-Trimethylpentane	9.049	57	217914	21.23	ug/L	95
36) n-Heptane	9.155	57	49521	18.67	ug/L	98
37) Trichloroethene	9.525	95	80160	20.79	ug/L	97

3/27/13

Data Path : H:\VOA\A228\130326\
Data File : 13032609.D
Acq On : 26 Mar 2013 13:34
Operator : JM
Sample : BKS
Misc : BKS
ALS Vial : 2 Sample Multiplier: 1

Quant Time: Mar 27 09:44:23 2013
Quant Method : H:\VOA\A228\METHODS\130325.M
Quant Title : 8260B_S
QLast Update : Mon Mar 25 16:43:10 2013
Response via : Initial Calibration

Compound	R.T.	QIon	Response	Conc Units	Dev(Min)
38) 1,2-Dichloropropane	9.701	63	64612	21.18 ug/L	92
39) Bromodichloromethane	9.895	83	99349	21.15 ug/L	96
40) Methyl cyclohexane	9.719	56	27236	22.01 ug/L	91
41) Dibromomethane	9.807	93	48673	19.70 ug/L	93
42) cis-1,3-Dichloropropene	10.231	75	120185	20.58 ug/L	99
43) 2-Chloroethylvinylether	10.063	63	9485	18.25 ug/L	97
44) 4-Methyl-2-pentanone	10.301	43	96325	40.09 ug/L	98
48) Toluene	10.513	92	161246	20.29 ug/L	99
49) trans-1,3-Dichloropropene	10.619	75	95761	20.25 ug/L	95
50) 1,1,2-Trichloroethane	10.777	83	48853	18.77 ug/L	97
51) 1,3-Dichloropropane	10.910	76	102039	19.59 ug/L	98
52) Tetrachloroethene	10.936	166	100504	22.44 ug/L	99
53) Dibromochloromethane	11.095	129	85331	20.59 ug/L	98
54) 1,2-Dibromoethane	11.218	107	72278	20.37 ug/L	97
55) 1-Chlorohexane	11.447	91	112321	19.79 ug/L	98
56) Chlorobenzene	11.544	112	189012	20.12 ug/L	97
57) n-Nonane	11.589	57	93684	22.60 ug/L	95
58) 1,1,1,2-Tetrachloroethane	11.580	131	75651	22.30 ug/L	98
59) Ethylbenzene	11.580	91	302909	22.86 ug/L	99
60) m,p-Xylene	11.659	106	245029	39.64 ug/L	96
61) o-Xylene	11.950	106	124469	20.17 ug/L	95
62) Styrene	11.950	104	205664	20.61 ug/L	97
63) Isopropylbenzene	12.197	105	291446	20.58 ug/L	98
64) Bromoform	12.144	173	60705	20.84 ug/L	96
65) 1,1,2,2-Tetrachloroethane	12.382	83	68069	19.36 ug/L	98
67) 2-Hexanone	10.901	43	67261	41.46 ug/L	93
69) 1,2,3-Trichloropropane	12.444	110	23142	20.65 ug/L	92
70) n-Propylbenzene	12.488	91	367857	20.61 ug/L	98
71) Bromobenzene	12.497	156	101666	19.96 ug/L	96
72) 1,3,5-Trimethylbenzene	12.594	105	267368	20.80 ug/L	97
73) 2-Chlorotoluene	12.603	91	250961	20.90 ug/L	96
74) 4-Chlorotoluene	12.673	91	239999	21.31 ug/L	96
75) tert-Butylbenzene	12.867	119	275086	20.63 ug/L	98
76) 1,2,4-Trimethylbenzene	12.894	105	264379	20.63 ug/L	98
77) sec-Butylbenzene	13.026	105	358119	20.51 ug/L	97
78) 4-Isopropyltoluene	13.114	119	291649	20.49 ug/L	96
79) 1,3-Dichlorobenzene	13.185	146	176953	19.59 ug/L	98
80) 1,4-Dichlorobenzene	13.246	146	163838	19.45 ug/L	98
81) Dicyclopentadiene	13.299	66	23540	18.16 ug/L #	94
82) n-Butylbenzene	13.440	92	167884	20.88 ug/L	98
83) 1,2-Dichlorobenzene	13.573	146	169594	19.65 ug/L	98
84) 1,2-Dibromo-3-chloropr...	14.225	157	16947	18.52 ug/L	89
85) 1,2,4-Trichlorobenzene	15.072	180	129624	20.49 ug/L	99
86) Hexachlorobutadiene	15.195	190	34450	21.94 ug/L	97
87) Naphthalene	15.389	128	212710	19.62 ug/L	98
88) 1,2,3-Trichlorobenzene	15.663	180	108153	21.18 ug/L	100

(#) = qualifier out of range (m) = manual integration (+) = signals summed

Quantitation Report (Not Reviewed)

Data Path : H:\VOA\A228\130326\
Data File : 13032609.D
Acq On : 26 Mar 2013 13:34
Operator : JM
Sample : BKS
Misc : BKS
ALS Vial : 2 Sample Multiplier: 1

Quant Time: Mar 27 09:44:23 2013
Quant Method : H:\VOA\A228\METHODS\130325.M
Quant Title : 8260B_S
QLast Update : Mon Mar 25 16:43:10 2013
Response via : Initial Calibration

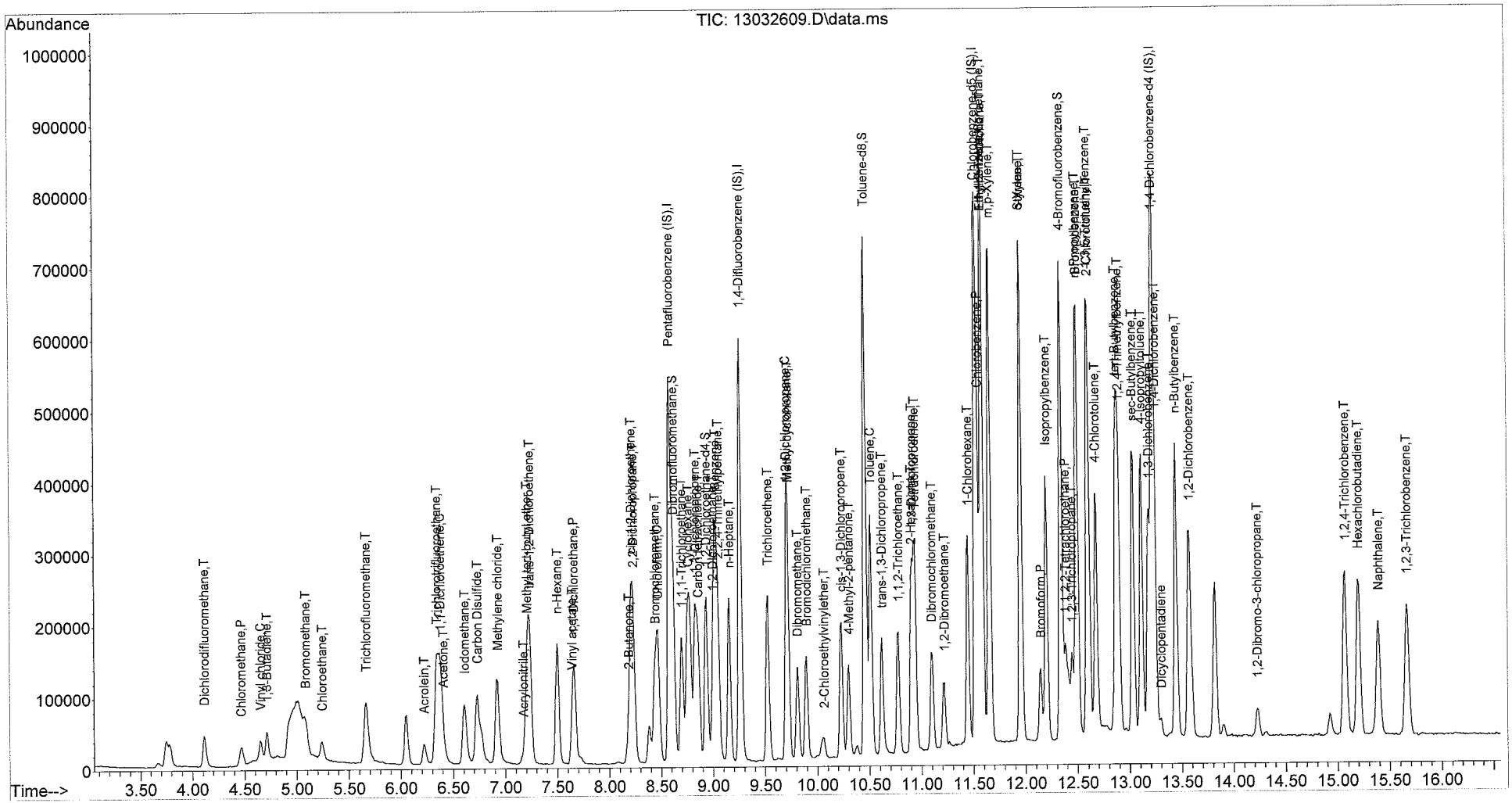

Quantitation Report (Not Reviewed)

Data Path : H:\VOA\A228\130326\
Data File : 13032610.D
Acq On : 26 Mar 2013 13:58
Operator : JM
Sample : BSD
Misc : BSD
ALS Vial : 3 Sample Multiplier: 1

Quant Time: Mar 27 09:44:27 2013
Quant Method : H:\VOA\A228\METHODS\130325.M
Quant Title : 8260B_S
QLast Update : Mon Mar 25 16:43:10 2013
Response via : Initial Calibration

Compound	R.T.	QIon	Response	Conc	Units		Dev(Min)
Internal Standards							
1) Pentafluorobenzene (IS)	8.586	168	450277	50.00	ug/L		0.00
30) 1,4-Difluorobenzene (IS)	9.256	114	578189	50.00	ug/L		0.00
47) Chlorobenzene-d5 (IS)	11.522	117	495820	50.00	ug/L		0.00
68) 1,4-Dichlorobenzene-d4...	13.224	152	269931	50.00	ug/L		0.00
System Monitoring Compounds							
22) Dibromofluoromethane	8.612	113	194605	49.29	ug/L		0.00
Spiked Amount 50.000	Range 52 - 140		Recovery = 98.58%				
45) 1,2-Dichloroethane-d4	8.930	65	202643	54.46	ug/L		0.00
Spiked Amount 50.000	Range 54 - 133		Recovery = 108.92%				
46) Toluene-d8	10.455	98	547146	46.57	ug/L		0.00
Spiked Amount 50.000	Range 63 - 126		Recovery = 93.14%				
66) 4-Bromofluorobenzene	12.342	95	281980	47.83	ug/L		0.00
Spiked Amount 50.000	Range 62 - 123		Recovery = 95.66%				
Target Compounds							Qvalue
2) Dichlorodifluoromethane	4.115	85	54341	21.81	ug/L		97
3) Chloromethane	4.468	50	42561	17.86	ug/L		98
4) Vinyl chloride	4.653	62	31919	21.29	ug/L		97
5) 1,3-Butadiene	4.715	54	16711	23.56	ug/L		94
6) Bromomethane	5.076	94	12779	29.62	ug/L		93
7) Chloroethane	5.235	64	31013	19.11	ug/L		94
8) Trichlorofluoromethane	5.658	101	117801	21.94	ug/L		99
9) Acrolein	6.214	56	33724	94.78	ug/L		99
10) Trichlorotrifluoroethane	6.346	151	73665	20.81	ug/L		99
11) 1,1-Dichloroethene	6.381	61	101994	21.78	ug/L		97
12) Methylene chloride	6.919	84	78606	20.27	ug/L		97
13) Acrylonitrile	7.175	53	15766	18.56	ug/L		97
14) trans-1,2-Dichloroethene	7.237	61	103288	20.29	ug/L		97
15) n-Hexane	7.501	57	86770	18.94	ug/L		94
16) 1,1-Dichloroethane	7.660	63	130372	19.97	ug/L		98
17) Cyclohexane	8.753	41	146052	20.34	ug/L	#	83
18) 2,2-Dichloropropane	8.233	77	122955	21.72	ug/L		97
19) cis-1,2-Dichloroethene	8.207	96	85461	19.83	ug/L		97
20) Chloroform	8.471	83	138788	22.82	ug/L		99
21) Bromochloromethane	8.436	128	46681	18.93	ug/L		96
23) 1,1,1-Trichloroethane	8.701	97	126618	21.76	ug/L		98
24) Acetone	6.399	43	39277	40.99	ug/L		95
25) 2-Butanone	8.180	43	67914	39.36	ug/L		98
26) Carbon Disulfide	6.725	76	202802	18.66	ug/L		97
27) Iodomethane	6.602	142	123220	17.68	ug/L		90
28) Vinyl acetate	7.642	43	87279	18.93	ug/L		97
29) Methyl tert-butyl ether	7.210	73	178969	20.72	ug/L		96
31) 1,1-Dichloropropene	8.824	75	101222	20.90	ug/L		95
32) Carbon tetrachloride	8.859	117	112645	22.43	ug/L		98
33) 1,2-Dichloroethane	8.992	62	101674	21.35	ug/L		96
34) Benzene	9.018	78	250428	20.52	ug/L		97
35) 2,2,4-Trimethylpentane	9.044	57	222560	21.07	ug/L		96
36) n-Heptane	9.150	57	53007	19.43	ug/L		96
37) Trichloroethene	9.521	95	81381	20.52	ug/L		96

4/3/13

Data Path : H:\VOA\A228\130326\
Data File : 13032610.D
Acq On : 26 Mar 2013 13:58
Operator : JM
Sample : BSD
Misc : BSD
ALS Vial : 3 Sample Multiplier: 1

Quant Time: Mar 27 09:44:27 2013
Quant Method : H:\VOA\A228\METHODS\130325.M
Quant Title : 8260B_S
QLast Update : Mon Mar 25 16:43:10 2013
Response via : Initial Calibration

Compound	R.T.	QIon	Response	Conc	Units	Dev(Min)
38) 1,2-Dichloropropane	9.706	63	67383	21.51	ug/L	93
39) Bromodichloromethane	9.891	83	100593	20.82	ug/L	97
40) Methyl cyclohexane	9.715	56	27952	21.96	ug/L	88
41) Dibromomethane	9.812	93	50451	19.85	ug/L	97
42) cis-1,3-Dichloropropene	10.226	75	121402	20.21	ug/L	99
43) 2-Chloroethylvinylether	10.059	63	10260	19.19	ug/L	96
44) 4-Methyl-2-pentanone	10.297	43	99555	40.29	ug/L	99
48) Toluene	10.508	92	161690	19.78	ug/L	96
49) trans-1,3-Dichloropropene	10.623	75	96553	19.87	ug/L	96
50) 1,1,2-Trichloroethane	10.773	83	51124	19.11	ug/L	98
51) 1,3-Dichloropropane	10.905	76	106498	19.89	ug/L	96
52) Tetrachloroethene	10.940	166	98547	21.35	ug/L	95
53) Dibromochloromethane	11.099	129	85426	20.05	ug/L	97
54) 1,2-Dibromoethane	11.214	107	72919	20.00	ug/L	100
55) 1-Chlorohexane	11.443	91	114040	19.55	ug/L	92
56) Chlorobenzene	11.549	112	192302	19.91	ug/L	98
57) n-Nonane	11.584	57	94893	22.23	ug/L	92
58) 1,1,1,2-Tetrachloroethane	11.584	131	76494	21.92	ug/L	98
59) Ethylbenzene	11.584	91	313113	23.00	ug/L	99
60) m,p-Xylene	11.655	106	247001	38.87	ug/L	92
61) o-Xylene	11.954	106	121394	19.14	ug/L	90
62) Styrene	11.954	104	205645	20.05	ug/L	98
63) Isopropylbenzene	12.201	105	296601	20.38	ug/L	99
64) Bromoform	12.140	173	60307	20.14	ug/L	95
65) 1,1,2,2-Tetrachloroethane	12.387	83	68651	18.99	ug/L	98
67) 2-Hexanone	10.905	43	69423	41.63	ug/L	93
69) 1,2,3-Trichloropropane	12.448	110	23648	20.57	ug/L	92
70) n-Propylbenzene	12.492	91	375697	20.52	ug/L	98
71) Bromobenzene	12.492	156	100899	19.32	ug/L	87
72) 1,3,5-Trimethylbenzene	12.589	105	272389	20.66	ug/L	97
73) 2-Chlorotoluene	12.607	91	254599	20.67	ug/L	98
74) 4-Chlorotoluene	12.678	91	239144	20.70	ug/L	99
75) tert-Butylbenzene	12.872	119	280816	20.53	ug/L	97
76) 1,2,4-Trimethylbenzene	12.889	105	268474	20.42	ug/L	97
77) sec-Butylbenzene	13.030	105	364213	20.34	ug/L	98
78) 4-Isopropyltoluene	13.110	119	297691	20.39	ug/L	95
79) 1,3-Dichlorobenzene	13.180	146	183113	19.77	ug/L	97
80) 1,4-Dichlorobenzene	13.242	146	165484	19.15	ug/L	99
81) Dicyclopentadiene	13.295	66	25516	19.16	ug/L	99
82) n-Butylbenzene	13.445	92	168928	20.49	ug/L	99
83) 1,2-Dichlorobenzene	13.568	146	173643	19.61	ug/L	98
84) 1,2-Dibromo-3-chloropr...	14.230	157	17534	18.66	ug/L	95
85) 1,2,4-Trichlorobenzene	15.067	180	136195	20.99	ug/L	96
86) Hexachlorobutadiene	15.200	190	36219	22.49	ug/L	97
87) Naphthalene	15.394	128	234747	21.17	ug/L	99
88) 1,2,3-Trichlorobenzene	15.667	180	119954	23.04	ug/L	99

(#) = qualifier out of range (m) = manual integration (+) = signals summed

Quantitation Report (Not Reviewed)

Data Path : H:\VOA\A228\130326\
Data File : 13032610.D
Acq On : 26 Mar 2013 13:58
Operator : JM
Sample : BSD
Misc : BSD
ALS Vial : 3 Sample Multiplier: 1

Quant Time: Mar 27 09:44:27 2013
Quant Method : H:\VOA\A228\METHODS\130325.M
Quant Title : 8260B_S
QLast Update : Mon Mar 25 16:43:10 2013
Response via : Initial Calibration

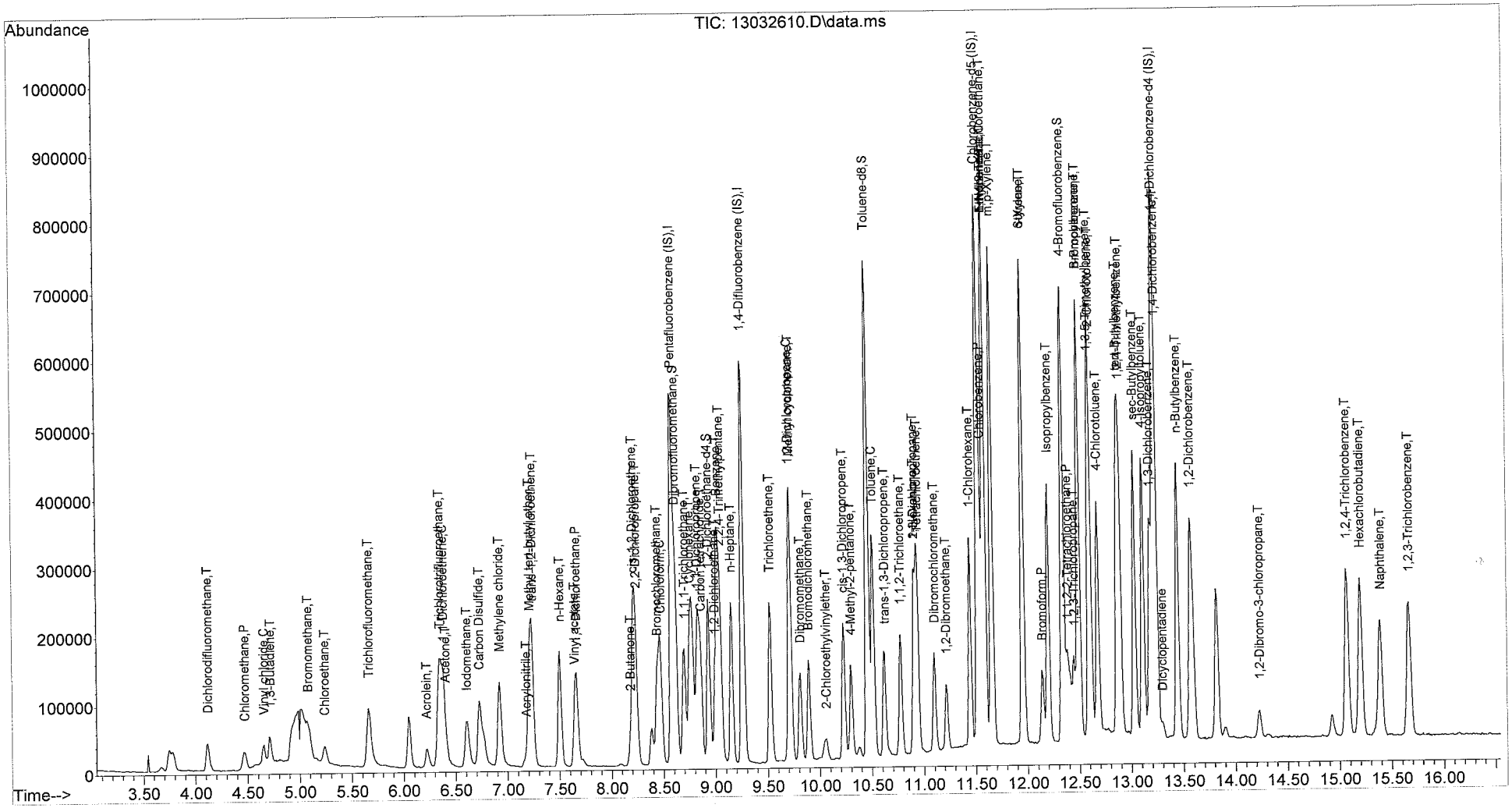

Quantitation Report (QT Reviewed)

Data Path : H:\VOA\A228\130326\
Data File : 13032615.D
Acq On : 26 Mar 2013 16:03
Operator : JM
Sample : 459346-011
Misc : SMP
ALS Vial : 8 Sample Multiplier: 1

Quant Time: Mar 27 11:02:27 2013
Quant Method : H:\VOA\A228\METHODS\130325.M
Quant Title : 8260B_S
QLast Update : Mon Mar 25 16:43:10 2013
Response via : Initial Calibration

Compound	R.T.	QIon	Response	Conc	Units		Dev(Min)
Internal Standards							
1) Pentafluorobenzene (IS)	8.589	168	453557	50.00	ug/L		0.01
30) 1,4-Difluorobenzene (IS)	9.268	114	582764	50.00	ug/L		0.01
47) Chlorobenzene-d5 (IS)	11.526	117	493815	50.00	ug/L		0.01
68) 1,4-Dichlorobenzene-d4...	13.227	152	287911	50.00	ug/L		0.01
System Monitoring Compounds							
22) Dibromofluoromethane	8.616	113	189759	47.72	ug/L		0.01
Spiked Amount 50.000	Range 52 - 140		Recovery = 95.44%				
45) 1,2-Dichloroethane-d4	8.933	65	201770	53.80	ug/L		0.01
Spiked Amount 50.000	Range 54 - 133		Recovery = 107.60%				
46) Toluene-d8	10.459	98	539636	45.57	ug/L		0.00
Spiked Amount 50.000	Range 63 - 126		Recovery = 91.14%				
66) 4-Bromofluorobenzene	12.346	95	273479	46.58	ug/L		0.01
Spiked Amount 50.000	Range 62 - 123		Recovery = 93.16%				
Target Compounds							Qvalue
2) Dichlorodifluoromethane	4.109	85	434	Below Cal		#	59
3) Chloromethane	4.471	50	379	Below Cal		#	74
5) 1,3-Butadiene	4.700	54	144	Below Cal		#	1
6) Bromomethane	5.115	94	954	Below Cal		#	33
20) Chloroform	8.475	83	10230	Below Cal			93
24) Acetone	6.420	43	7284	1.26	ug/L		91
25) 2-Butanone	8.201	43	16887	Below Cal			71
40) Methyl cyclohexane	9.541	56	1276	Below Cal		#	1
44) 4-Methyl-2-pentanone	10.326	43	959	Below Cal		#	68
48) Toluene	10.520	92	767	Below Cal		#	71
52) Tetrachloroethene	10.944	166	83921	18.10	ug/L		98
57) n-Nonane	11.596	57	546	Below Cal		#	51
58) 1,1,1,2-Tetrachloroethane	11.587	131	62	Below Cal		#	1
59) Ethylbenzene	11.587	91	588	Below Cal		#	70
65) 1,1,2,2-Tetrachloroethane	12.390	83	131	Below Cal		#	36
67) 2-Hexanone	10.900	43	433	Below Cal		#	68
88) 1,2,3-Trichlorobenzene	15.670	180	598	Below Cal		#	79

(#) = qualifier out of range (m) = manual integration (+) = signals summed

3/27/13

Quantitation Report (QT Reviewed)

Data Path : H:\VOA\A228\130326\
Data File : 13032615.D
Acq On : 26 Mar 2013 16:03
Operator : JM
Sample : 459346-011
Misc : SMP
ALS Vial : 8 Sample Multiplier: 1

Quant Time: Mar 27 11:02:27 2013
Quant Method : H:\VOA\A228\METHODS\130325.M
Quant Title : 8260B_S
QLast Update : Mon Mar 25 16:43:10 2013
Response via : Initial Calibration

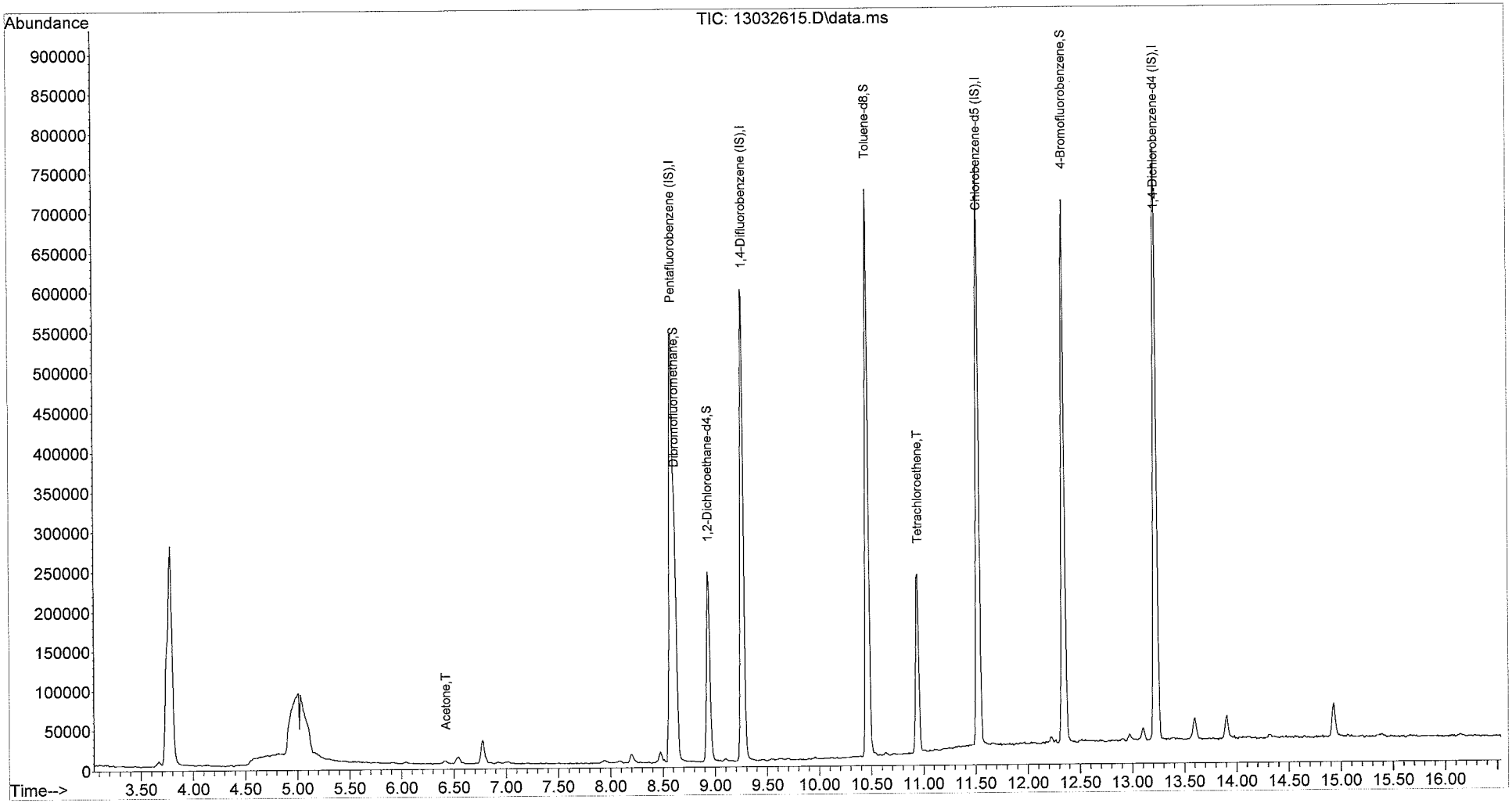

Quantitation Report (QT Reviewed)

Data Path : H:\VOA\A228\130326\
Data File : 13032625.D
Acq On : 26 Mar 2013 20:14
Operator : JM
Sample : 459504-004
Misc : SMP
ALS Vial : 2 Sample Multiplier: 1

Quant Time: Mar 27 11:19:07 2013
Quant Method : H:\VOA\A228\METHODS\130325.M
Quant Title : 8260B_S
QLast Update : Mon Mar 25 16:43:10 2013
Response via : Initial Calibration

Compound	R.T.	QIon	Response	Conc	Units		Dev(Min)
Internal Standards							
1) Pentafluorobenzene (IS)	8.588	168	409669	50.00	ug/L		0.00
30) 1,4-Difluorobenzene (IS)	9.267	114	528576	50.00	ug/L		0.00
47) Chlorobenzene-d5 (IS)	11.524	117	449480	50.00	ug/L		0.01
68) 1,4-Dichlorobenzene-d4...	13.226	152	252224	50.00	ug/L		0.00
System Monitoring Compounds							
22) Dibromofluoromethane	8.623	113	175226	48.79	ug/L		0.02
Spiked Amount 50.000	Range 52 - 140		Recovery = 97.58%				
45) 1,2-Dichloroethane-d4	8.941	65	187757	55.19	ug/L		0.02
Spiked Amount 50.000	Range 54 - 133		Recovery = 110.38%				
46) Toluene-d8	10.466	98	500474	46.59	ug/L		0.01
Spiked Amount 50.000	Range 63 - 126		Recovery = 93.18%				
66) 4-Bromofluorobenzene	12.344	95	248630	46.52	ug/L		0.00
Spiked Amount 50.000	Range 62 - 123		Recovery = 93.04%				
Target Compounds							Qvalue
2) Dichlorodifluoromethane	4.135	85	460	Below Cal		#	21
5) 1,3-Butadiene	4.690	54	170	Below Cal		#	1
6) Bromomethane	4.990	94	414	Below Cal		#	45
11) 1,1-Dichloroethene	6.392	61	1606	Below Cal			94
20) Chloroform	8.473	83	8176	Below Cal			92
24) Acetone	6.410	43	5495	Below Cal		#	89
25) 2-Butanone	8.209	43	15361	Below Cal			70
37) Trichloroethene	9.531	95	1739	0.48	ug/L		89
40) Methyl cyclohexane	9.540	56	1165	Below Cal		#	1
44) 4-Methyl-2-pentanone	10.307	43	789	Below Cal		#	65
48) Toluene	10.528	92	617	Below Cal		#	73
57) n-Nonane	11.595	57	604	Below Cal		#	54
58) 1,1,1,2-Tetrachloroethane	11.586	131	300	Below Cal		#	1
59) Ethylbenzene	11.604	91	385	Below Cal		#	66
87) Naphthalene	15.395	128	5730	Below Cal			94
88) 1,2,3-Trichlorobenzene	15.678	180	1587	Below Cal			90

(#) = qualifier out of range (m) = manual integration (+) = signals summed

PA 3/28/13

Quantitation Report (QT Reviewed)

Data Path : H:\VOA\A228\130326\
Data File : 13032625.D
Acq On : 26 Mar 2013 20:14
Operator : JM
Sample : 459504-004
Misc : SMP
ALS Vial : 2 Sample Multiplier: 1

Quant Time: Mar 27 11:19:07 2013
Quant Method : H:\VOA\A228\METHODS\130325.M
Quant Title : 8260B_S
QLast Update : Mon Mar 25 16:43:10 2013
Response via : Initial Calibration

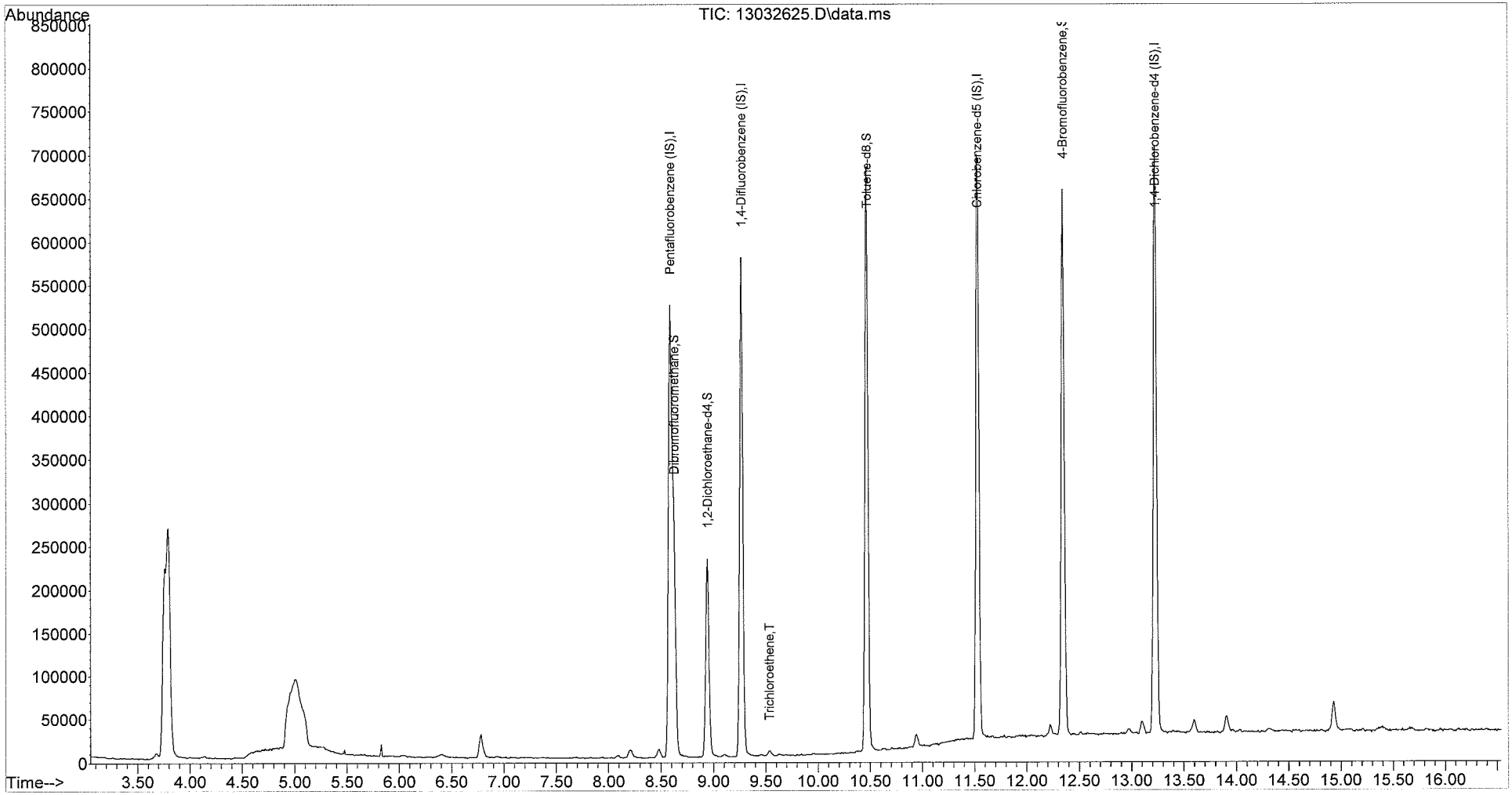

Quantitation Report (Not Reviewed)

Data Path : H:\VOA\A228\130326\
Data File : 13032629.D
Acq On : 26 Mar 2013 21:55
Operator : JM
Sample : 459504-004 S
Misc : MS
ALS Vial : 6 Sample Multiplier: 1

Quant Time: Mar 27 09:45:55 2013
Quant Method : H:\VOA\A228\METHODS\130325.M
Quant Title : 8260B_S
QLast Update : Mon Mar 25 16:43:10 2013
Response via : Initial Calibration

Compound	R.T.	QIon	Response	Conc	Units	Dev(Min)
Internal Standards						
1) Pentafluorobenzene (IS)	8.584	168	393113	50.00	ug/L	0.00
30) 1,4-Difluorobenzene (IS)	9.263	114	517131	50.00	ug/L	0.00
47) Chlorobenzene-d5 (IS)	11.520	117	443524	50.00	ug/L	0.00
68) 1,4-Dichlorobenzene-d4...	13.222	152	239654	50.00	ug/L	0.00
System Monitoring Compounds						
22) Dibromofluoromethane	8.619	113	171705	49.82	ug/L	0.02
Spiked Amount 50.000	Range 52 - 140		Recovery = 99.64%			
45) 1,2-Dichloroethane-d4	8.937	65	180214	54.15	ug/L	0.01
Spiked Amount 50.000	Range 54 - 133		Recovery = 108.30%			
46) Toluene-d8	10.462	98	475615	45.26	ug/L	0.00
Spiked Amount 50.000	Range 63 - 126		Recovery = 90.52%			
66) 4-Bromofluorobenzene	12.341	95	251458	47.69	ug/L	0.00
Spiked Amount 50.000	Range 62 - 123		Recovery = 95.38%			
Target Compounds						Qvalue
2) Dichlorodifluoromethane	4.113	85	51615	23.78	ug/L	93
3) Chloromethane	4.475	50	34296	16.46	ug/L	95
4) Vinyl chloride	4.651	62	29132	22.26	ug/L	94
5) 1,3-Butadiene	4.713	54	13624	21.95	ug/L	93
6) Bromomethane	5.074	94	12541	33.78	ug/L	97
7) Chloroethane	5.242	64	29716	20.96	ug/L	98
8) Trichlorofluoromethane	5.665	101	109890	23.45	ug/L	99
9) Acrolein	6.221	56	29737	95.73	ug/L	94
10) Trichlorotrifluoroethane	6.344	151	65284	21.13	ug/L	90
11) 1,1-Dichloroethene	6.379	61	96802	23.79	ug/L	98
12) Methylene chloride	6.926	84	71236	21.09	ug/L	93
13) Acrylonitrile	7.164	53	14305	19.29	ug/L	96
14) trans-1,2-Dichloroethene	7.235	61	95278	21.44	ug/L	98
15) n-Hexane	7.499	57	75376	18.84	ug/L	96
16) 1,1-Dichloroethane	7.667	63	119209	20.92	ug/L	99
17) Cyclohexane	8.760	41	135708	21.65	ug/L #	88
18) 2,2-Dichloropropane	8.231	77	109929	22.24	ug/L	98
19) cis-1,2-Dichloroethene	8.214	96	77093	20.49	ug/L	97
20) Chloroform	8.469	83	136222	25.88	ug/L	98
21) Bromochloromethane	8.443	128	41976	19.50	ug/L	95
23) 1,1,1-Trichloroethane	8.699	97	121942	24.00	ug/L	97
24) Acetone	6.397	43	38255	46.62	ug/L	96
25) 2-Butanone	8.187	43	57837	38.02	ug/L	98
26) Carbon Disulfide	6.732	76	183878	19.38	ug/L	95
27) Iodomethane	6.609	142	130060	21.37	ug/L	88
28) Vinyl acetate	7.640	43	63604	15.80	ug/L	95
29) Methyl tert-butyl ether	7.208	73	163266	21.65	ug/L	94
31) 1,1-Dichloropropene	8.831	75	92127	21.27	ug/L	94
32) Carbon tetrachloride	8.857	117	106894	23.80	ug/L	97
33) 1,2-Dichloroethane	8.998	62	102086	23.96	ug/L	97
34) Benzene	9.025	78	228769	21.00	ug/L	97
35) 2,2,4-Trimethylpentane	9.043	57	196066	20.72	ug/L	94
36) n-Heptane	9.157	57	43632	17.88	ug/L	94
37) Trichloroethene	9.528	95	74882	21.11	ug/L	96

3/27/13

Data Path : H:\VOA\A228\130326\
Data File : 13032629.D
Acq On : 26 Mar 2013 21:55
Operator : JM
Sample : 459504-004 S
Misc : MS
ALS Vial : 6 Sample Multiplier: 1

Quant Time: Mar 27 09:45:55 2013
Quant Method : H:\VOA\A228\METHODS\130325.M
Quant Title : 8260B_S
QLast Update : Mon Mar 25 16:43:10 2013
Response via : Initial Calibration

Compound	R.T.	QIon	Response	Conc	Units		Dev(Min)
38) 1,2-Dichloropropane	9.704	63	59081	21.04	ug/L		92
39) Bromodichloromethane	9.898	83	95601	22.13	ug/L		97
40) Methyl cyclohexane	9.722	56	24615	21.58	ug/L		95
41) Dibromomethane	9.810	93	46158	20.31	ug/L		93
42) cis-1,3-Dichloropropene	10.233	75	108090	20.12	ug/L		98
44) 4-Methyl-2-pentanone	10.304	43	87992	39.81	ug/L		99
48) Toluene	10.515	92	147793	20.22	ug/L		94
49) trans-1,3-Dichloropropene	10.621	75	88520	20.36	ug/L		93
50) 1,1,2-Trichloroethane	10.780	83	46572	19.46	ug/L		97
51) 1,3-Dichloropropane	10.912	76	96938	20.24	ug/L		98
52) Tetrachloroethene	10.938	166	95310	23.18	ug/L		99
53) Dibromochloromethane	11.097	129	78846	20.69	ug/L		98
54) 1,2-Dibromoethane	11.221	107	67249	20.62	ug/L		99
55) 1-Chlorohexane	11.450	91	101659	19.48	ug/L		95
56) Chlorobenzene	11.547	112	174542	20.20	ug/L		95
57) n-Nonane	11.591	57	84574	22.13	ug/L		91
58) 1,1,1,2-Tetrachloroethane	11.582	131	70364	22.57	ug/L		95
59) Ethylbenzene	11.582	91	281024	23.08	ug/L		99
60) m,p-Xylene	11.662	106	226189	39.79	ug/L		95
61) o-Xylene	11.953	106	113170	19.94	ug/L		91
62) Styrene	11.953	104	172299	18.78	ug/L		95
63) Isopropylbenzene	12.199	105	268054	20.59	ug/L		96
64) Bromoform	12.147	173	55699	20.79	ug/L		98
65) 1,1,2,2-Tetrachloroethane	12.385	83	65444	20.25	ug/L		98
67) 2-Hexanone	10.903	43	59971	40.18	ug/L		93
69) 1,2,3-Trichloropropane	12.446	110	22771	22.29	ug/L		90
70) n-Propylbenzene	12.490	91	338037	20.79	ug/L		96
71) Bromobenzene	12.499	156	91901	19.82	ug/L		94
72) 1,3,5-Trimethylbenzene	12.596	105	247638	21.15	ug/L		96
73) 2-Chlorotoluene	12.605	91	232988	21.30	ug/L		96
74) 4-Chlorotoluene	12.676	91	222984	21.74	ug/L		95
75) tert-Butylbenzene	12.870	119	252662	20.80	ug/L		96
76) 1,2,4-Trimethylbenzene	12.896	105	242936	20.81	ug/L		97
77) sec-Butylbenzene	13.028	105	334233	21.02	ug/L		98
78) 4-Isopropyltoluene	13.117	119	272303	21.01	ug/L		95
79) 1,3-Dichlorobenzene	13.187	146	160946	19.57	ug/L		97
80) 1,4-Dichlorobenzene	13.249	146	152035	19.82	ug/L		98
81) Dicyclopentadiene	13.302	66	13264	11.40	ug/L	#	95
82) n-Butylbenzene	13.443	92	153737	21.00	ug/L		96
83) 1,2-Dichlorobenzene	13.575	146	158386	20.15	ug/L		99
84) 1,2-Dibromo-3-chloropr...	14.228	157	15334	18.40	ug/L		93
85) 1,2,4-Trichlorobenzene	15.074	180	120331	20.89	ug/L		96
86) Hexachlorobutadiene	15.206	190	31730	22.19	ug/L		91
87) Naphthalene	15.392	128	214729	21.84	ug/L		98
88) 1,2,3-Trichlorobenzene	15.665	180	106528	23.05	ug/L		94

(#) = qualifier out of range (m) = manual integration (+) = signals summed

Quantitation Report (Not Reviewed)

Data Path : H:\VOA\A228\130326\
Data File : 13032629.D
Acq On : 26 Mar 2013 21:55
Operator : JM
Sample : 459504-004 S
Misc : MS
ALS Vial : 6 Sample Multiplier: 1

Quant Time: Mar 27 09:45:55 2013
Quant Method : H:\VOA\A228\METHODS\130325.M
Quant Title : 8260B_S
QLast Update : Mon Mar 25 16:43:10 2013
Response via : Initial Calibration

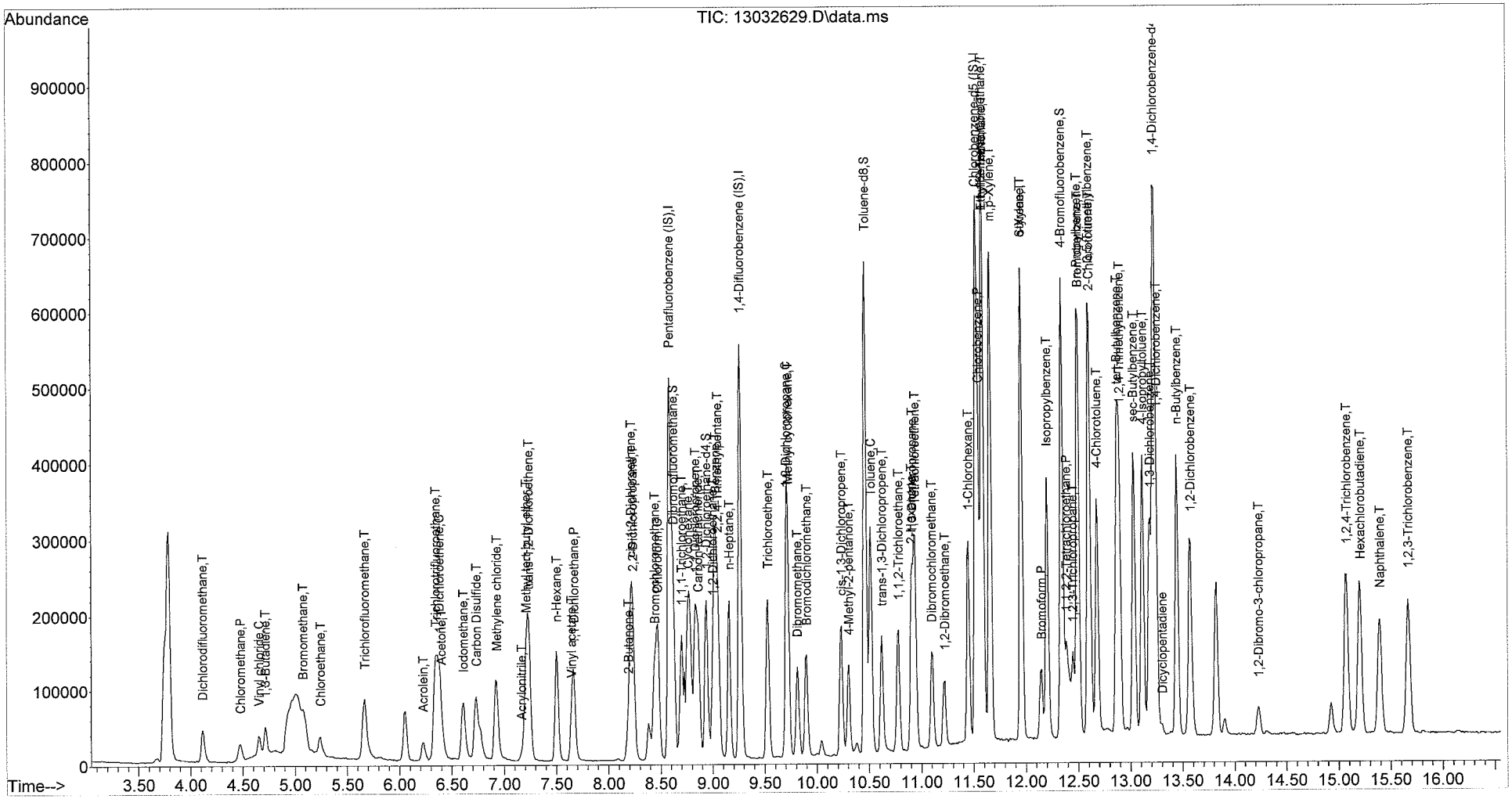

Quantitation Report (Not Reviewed)

Data Path : H:\VOA\A228\130326\
Data File : 13032630.D
Acq On : 26 Mar 2013 22:20
Operator : JM
Sample : 459504-004 SD
Misc : MSD
ALS Vial : 7 Sample Multiplier: 1

Quant Time: Mar 27 09:45:59 2013
Quant Method : H:\VOA\A228\METHODS\130325.M
Quant Title : 8260B_S
QLast Update : Mon Mar 25 16:43:10 2013
Response via : Initial Calibration

Compound	R.T.	QIon	Response	Conc	Units		Dev(Min)
Internal Standards							
1) Pentafluorobenzene (IS)	8.584	168	380081	50.00	ug/L		0.00
30) 1,4-Difluorobenzene (IS)	9.263	114	491991	50.00	ug/L		0.00
47) Chlorobenzene-d5 (IS)	11.520	117	427593	50.00	ug/L		0.00
68) 1,4-Dichlorobenzene-d4...	13.222	152	235491	50.00	ug/L		0.00
System Monitoring Compounds							
22) Dibromofluoromethane	8.619	113	165713	49.73	ug/L		0.02
Spiked Amount 50.000	Range 52 - 140		Recovery = 99.46%				
45) 1,2-Dichloroethane-d4	8.936	65	177849	56.17	ug/L		0.01
Spiked Amount 50.000	Range 54 - 133		Recovery = 112.34%				
46) Toluene-d8	10.462	98	465851	46.59	ug/L		0.00
Spiked Amount 50.000	Range 63 - 126		Recovery = 93.18%				
66) 4-Bromofluorobenzene	12.340	95	242005	47.60	ug/L		0.00
Spiked Amount 50.000	Range 62 - 123		Recovery = 95.20%				
Target Compounds							Qvalue
2) Dichlorodifluoromethane	4.113	85	47807	22.76	ug/L		96
3) Chloromethane	4.466	50	36397	18.10	ug/L		96
4) Vinyl chloride	4.651	62	27978	22.11	ug/L		92
5) 1,3-Butadiene	4.713	54	14136	23.61	ug/L		91
6) Bromomethane	5.074	94	9540	25.74	ug/L		95
7) Chloroethane	5.233	64	28706	20.94	ug/L		97
8) Trichlorofluoromethane	5.656	101	106686	23.54	ug/L		96
9) Acrolein	6.220	56	26984	89.85	ug/L	#	83
10) Trichlorotrifluoroethane	6.344	151	65305	21.86	ug/L		97
11) 1,1-Dichloroethene	6.379	61	92572	23.52	ug/L		98
12) Methylene chloride	6.917	84	70142	21.50	ug/L		96
13) Acrylonitrile	7.173	53	14380	20.06	ug/L		91
14) trans-1,2-Dichloroethene	7.235	61	91335	21.26	ug/L		94
15) n-Hexane	7.499	57	71473	18.48	ug/L		100
16) 1,1-Dichloroethane	7.667	63	117103	21.25	ug/L		99
17) Cyclohexane	8.760	41	127691	21.07	ug/L	#	93
18) 2,2-Dichloropropane	8.231	77	107354	22.47	ug/L		98
19) cis-1,2-Dichloroethene	8.213	96	75173	20.66	ug/L		95
20) Chloroform	8.469	83	135104	26.60	ug/L		99
21) Bromochloromethane	8.443	128	41411	19.90	ug/L		94
23) 1,1,1-Trichloroethane	8.698	97	113867	23.18	ug/L		97
24) Acetone	6.406	43	35333	44.19	ug/L		92
25) 2-Butanone	8.187	43	59760	41.68	ug/L		98
26) Carbon Disulfide	6.732	76	176807	19.28	ug/L		95
27) Iodomethane	6.608	142	108500	18.44	ug/L		93
28) Vinyl acetate	7.640	43	61455	15.79	ug/L		95
29) Methyl tert-butyl ether	7.208	73	161810	22.19	ug/L		96
31) 1,1-Dichloropropene	8.831	75	88776	21.54	ug/L		98
32) Carbon tetrachloride	8.857	117	101210	23.68	ug/L		99
33) 1,2-Dichloroethane	8.998	62	98733	24.36	ug/L		98
34) Benzene	9.016	78	220647	21.31	ug/L		95
35) 2,2,4-Trimethylpentane	9.051	57	189297	21.06	ug/L		95
36) n-Heptane	9.157	57	43733	18.84	ug/L		97
37) Trichloroethene	9.527	95	72580	21.50	ug/L		96

3/27/13

Data Path : H:\VOA\A228\130326\
Data File : 13032630.D
Acq On : 26 Mar 2013 22:20
Operator : JM
Sample : 459504-004 SD
Misc : MSD
ALS Vial : 7 Sample Multiplier: 1

Quant Time: Mar 27 09:45:59 2013
Quant Method : H:\VOA\A228\METHODS\130325.M
Quant Title : 8260B_S
QLast Update : Mon Mar 25 16:43:10 2013
Response via : Initial Calibration

Compound	R.T.	QIon	Response	Conc	Units		Dev(Min)
38) 1,2-Dichloropropane	9.704	63	58184	21.85	ug/L		93
39) Bromodichloromethane	9.898	83	90353	21.98	ug/L		99
40) Methyl cyclohexane	9.712	56	23203	21.35	ug/L		91
41) Dibromomethane	9.809	93	45737	21.15	ug/L		93
42) cis-1,3-Dichloropropene	10.233	75	105125	20.57	ug/L		98
44) 4-Methyl-2-pentanone	10.303	43	87588	41.69	ug/L		98
48) Toluene	10.515	92	145304	20.63	ug/L		98
49) trans-1,3-Dichloropropene	10.621	75	86734	20.69	ug/L		94
50) 1,1,2-Trichloroethane	10.779	83	45932	19.91	ug/L		95
51) 1,3-Dichloropropane	10.912	76	94848	20.54	ug/L		98
52) Tetrachloroethene	10.938	166	90608	22.84	ug/L		95
53) Dibromochloromethane	11.097	129	76394	20.79	ug/L		98
54) 1,2-Dibromoethane	11.220	107	66774	21.23	ug/L		99
55) 1-Chlorohexane	11.450	91	98041	19.49	ug/L		93
56) Chlorobenzene	11.547	112	169535	20.35	ug/L		98
57) n-Nonane	11.591	57	80299	21.75	ug/L		94
58) 1,1,1,2-Tetrachloroethane	11.582	131	68901	22.94	ug/L		97
59) Ethylbenzene	11.582	91	275422	23.50	ug/L		99
60) m,p-Xylene	11.661	106	214923	39.22	ug/L		94
61) o-Xylene	11.952	106	108421	19.82	ug/L		91
62) Styrene	11.952	104	166194	18.78	ug/L		95
63) Isopropylbenzene	12.199	105	260401	20.74	ug/L		97
64) Bromoform	12.146	173	56363	21.83	ug/L		97
65) 1,1,2,2-Tetrachloroethane	12.384	83	63458	20.37	ug/L		96
67) 2-Hexanone	10.903	43	61627	42.87	ug/L		94
69) 1,2,3-Trichloropropane	12.455	110	22248	22.17	ug/L		93
70) n-Propylbenzene	12.499	91	328790	20.58	ug/L		98
71) Bromobenzene	12.499	156	92742	20.35	ug/L		95
72) 1,3,5-Trimethylbenzene	12.596	105	243636	21.18	ug/L		97
73) 2-Chlorotoluene	12.605	91	225461	20.98	ug/L		95
74) 4-Chlorotoluene	12.675	91	216142	21.44	ug/L		95
75) tert-Butylbenzene	12.869	119	247416	20.73	ug/L		97
76) 1,2,4-Trimethylbenzene	12.896	105	242192	21.11	ug/L		97
77) sec-Butylbenzene	13.028	105	321988	20.61	ug/L		97
78) 4-Isopropyltoluene	13.116	119	261636	20.54	ug/L		97
79) 1,3-Dichlorobenzene	13.187	146	162349	20.09	ug/L		98
80) 1,4-Dichlorobenzene	13.249	146	149032	19.77	ug/L		97
81) Dicyclopentadiene	13.293	66	11135	9.80	ug/L	#	94
82) n-Butylbenzene	13.443	92	148606	20.66	ug/L		97
83) 1,2-Dichlorobenzene	13.566	146	157047	20.33	ug/L		96
84) 1,2-Dibromo-3-chloropr...	14.236	157	16352	19.87	ug/L		92
85) 1,2,4-Trichlorobenzene	15.074	180	121928	21.54	ug/L		98
86) Hexachlorobutadiene	15.197	190	31891	22.70	ug/L		99
87) Naphthalene	15.391	128	216505	22.43	ug/L		97
88) 1,2,3-Trichlorobenzene	15.665	180	105096	23.15	ug/L		95

(#) = qualifier out of range (m) = manual integration (+) = signals summed

Quantitation Report (Not Reviewed)

Data Path : H:\VOA\A228\130326\
Data File : 13032630.D
Acq On : 26 Mar 2013 22:20
Operator : JM
Sample : 459504-004 SD
Misc : MSD
ALS Vial : 7 Sample Multiplier: 1

Quant Time: Mar 27 09:45:59 2013
Quant Method : H:\VOA\A228\METHODS\130325.M
Quant Title : 8260B_S
QLast Update : Mon Mar 25 16:43:10 2013
Response via : Initial Calibration

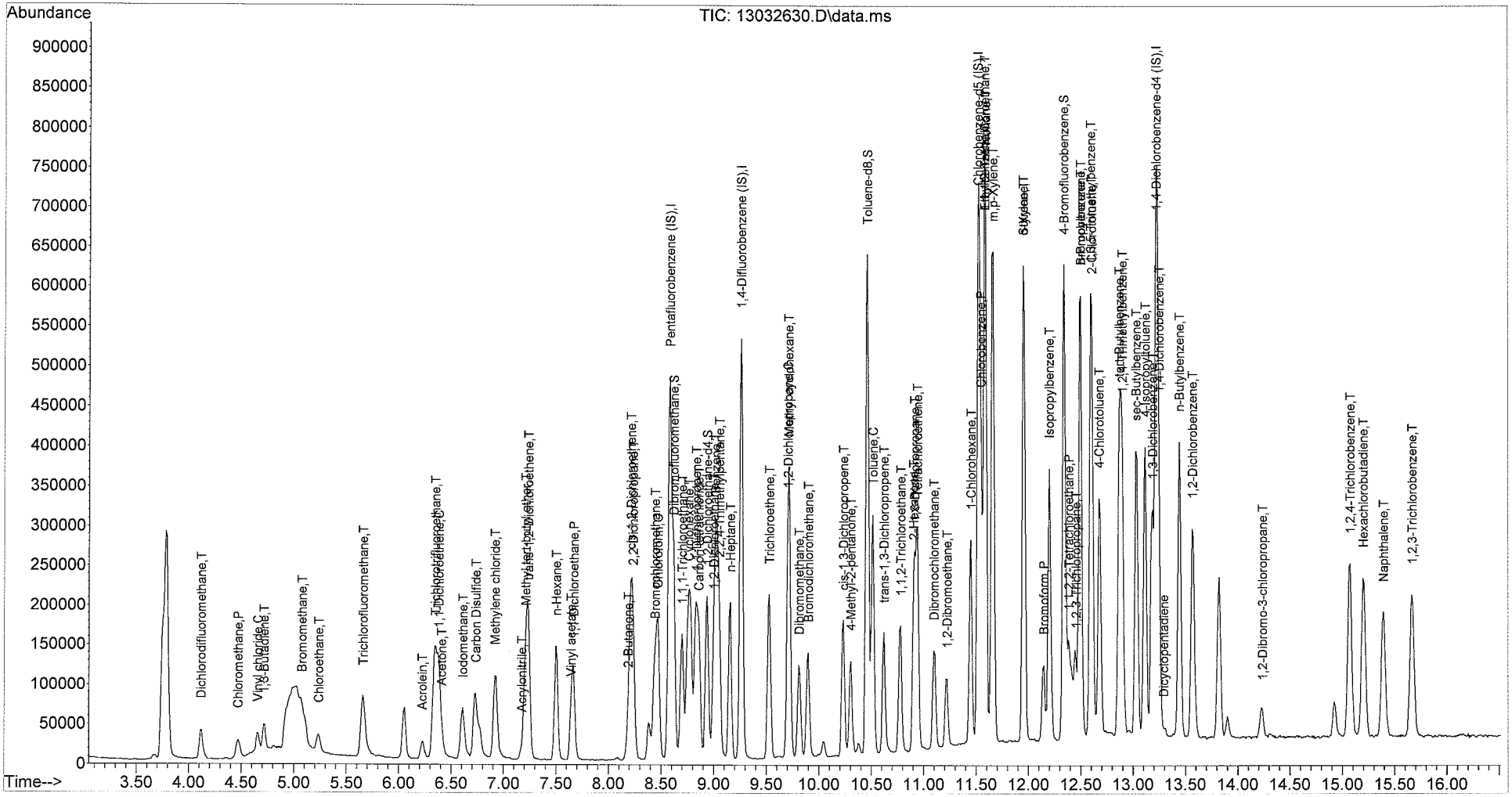

Volatile Organics by SW8260B

Initial Calibration

Method 8260B

Run ID 130307 **Date of Run 3/7/13** **Analyst JM** **Page # 67**

Acquisition Method **SC8260**

Standard IDs			**Syringe IDs:**
Primary Std.	Std Prep Log ID	**GCMSVOA-6066**	**V-126**
Internal Std.	Std Prep Log ID	**GCMSVOA-6065**	V-029
Surrogate Std.	Std Prep Log ID	**GCMSVOA-6064**	V-024
BFB Std.	Std Prep Log ID	**GCMSVOA-6064**	V-024
Secondary Spike	Std Prep Log ID	**GCMSVOA-6063**	V-126

Standards Preparation

Name	Secondary Standard (Working) (µL)	Surrogate (Working) (µL)	Acrolein (µL)	Internal Standard (µL)	Final Volume (mL)
BFB	--	2	--	10	5
ICV	10	10	1	10	

Curve Dilutions

Primary Standard (Working)	Surrogate (Working)	Methanol	Acrolein (500ppm)	Internal Standard	Conc µg/L
0.25 µL	0.5 µL	99 µL	0.5 µL	10 µL	0.5
0.50 µL	1 µL	98.5 µL	0.75 µL	10 µL	1
2.5 µL	4 µL	93.5 µL	1.0 µL	10 µL	5
5 µL	6 µL	89 µL	1.25 µL	10 µL	10
10µL	10 µL	80 µL	1.5 µL	10 µL	20
20µL	14 µL	66 µL	1.75 µL	10 µL	40
40 µL	18 µL	42 µL	2.25 µL	10 µL	80
50 µL	--	50 µL	5.0 µL	10 µL	100

VOA-004-Inst10Curve RV1
Create a book by attaching a copy of the injection Log and number it in consecutive order up to 100

Injection Log

68

Directory: h:\voa\a228\130307

Line	Vial	FileName	Multiplier	SampleName	Misc Info	Injected
1	1	13030701.d	1.	BFB	TUNE CHECK	7 Mar 13 10:34
2	2	13030702.d	1.	CCV	CCV	7 Mar 13 11:13
3	1	13030703.d	1.	BFB	TUNE CHECK	7 Mar 13 12:02
4	2	13030704.d	1.	CCV	CCV	7 Mar 13 12:27
5	2	13030705.d	1.	CCV	CCV	7 Mar 13 13:22
6	3	13030706.d	1.	IB	BLANK	7 Mar 13 15:00
7	4	13030707.d	1.	0.5 PPB	ICAL	7 Mar 13 15:24
8	5	13030708.d	1.	1.0 PPB	ICAL	7 Mar 13 15:49
9	6	13030709.d	1.	5.0 PPB	ICAL	7 Mar 13 16:14
10	7	13030710.d	1.	10 PPB	ICAL	7 Mar 13 16:39
11	8	13030711.d	1.	20 PPB	ICAL	7 Mar 13 17:04
12	9	13030712.d	1.	40 PPB	ICAL	7 Mar 13 17:29
13	10	13030713.d	1.	80 PPB	ICAL	7 Mar 13 17:54
14	11	13030714.d	1.	100 PPB	ICAL	7 Mar 13 18:19
15	12	13030715.d	1.	IB	BLANK	7 Mar 13 18:45
16	13	13030716.d	1.	IB	BLANK	7 Mar 13 19:10
17	14	13030717.d	1.	ICV	SECOND SOURCE	7 Mar 13 19:35
18	15	13030718.d	1.	LCSV	TERTIARY STD	7 Mar 13 20:01

3/8/13

Calibration Status Report GCMS 10

Method Path : H:\VOA\A228\METHODS\
Method File : 130307.M
Title : 8260B_S
Last Update : Mon Mar 11 11:37:29 2013
Response Via : Initial Calibration

#	ID	Conc	ISTD Conc	Path\File
1	20	20	50	H:\VOA\A228\130307\13030711.D
2	0.5	1	50	H:\VOA\A228\130307\13030707.D
3	1.0	1	50	H:\VOA\A228\130307\13030708.D
4	5.0	5	50	H:\VOA\A228\130307\13030709.D
5	10	10	50	H:\VOA\A228\130307\13030710.D
6	40	40	50	H:\VOA\A228\130307\13030712.D
7	80	80	50	H:\VOA\A228\130307\13030713.D
8	100	100	50	H:\VOA\A228\130307\13030714.D

#	ID	Update Time	Quant Time	Acquisition Time
1	20	Mar 11 11:19 2013	Mar 11 11:18 2013	
2	0.5	Mar 11 11:10 2013	Mar 11 11:09 2013	
3	1.0	Mar 11 11:14 2013	Mar 11 11:12 2013	
4	5.0	Mar 11 11:16 2013	Mar 11 11:15 2013	
5	10	Mar 11 11:18 2013	Mar 11 11:17 2013	
6	40	Mar 11 11:20 2013	Mar 11 11:19 2013	
7	80	Mar 11 11:21 2013	Mar 11 11:21 2013	
8	100	Mar 11 11:22 2013	Mar 11 11:22 2013	

130307.M Mon Mar 11 11:41:12 2013

GC/MS QA-QC Check Report

Tune File : H:\VOA\A228\130307\13030703.D
Tune Time : 7 Mar 2013 12:02

Daily Calibration File : H:\VOA\A228\130307\13030711.D

601505 965128 817276

417372

File	Sample	Surrogate Recovery %				Internal Standard Responses		
No Quant Results for H:\VOA\A228\130307\13030703.D								
13030706.D	IB	95	94	96	94	558706	892425	736212
				356196				
13030707.D	0.5 PPB	5*	5*	5*	6*	617852	977882	815292
				403857				
13030708.D	1.0 PPB	10*	11*	10*	11*	621416	999715	836149
				403756				
13030709.D	5.0 PPB	40*	41*	41*	39*	580915	916887	771029
				379635				
13030710.D	10 PPB	60	60	60*	57*	596941	955870	807325
				406370				
13030711.D	20 PPB	102	98	99	95	601505	965128	817276
				417372				
13030712.D	40 PPB	138	131	132*	135*	592443	944627	808072
				425484				
13030713.D	80 PPB	175*	166*	168*	177*	592071	943397	800038
				429488				
13030714.D	100 PPB	1*	10*	1*	23*	630699	997322	856968
				441746				
13030716.D	IB	97	99	98	90	615119	966644	785112
				380161				
13030717.D	ICV	99	96	96	96	589713	937262	780168
				404424				
13030718.D	LCSV	104	101	97	99	536445	879203	747871
				386161				

(fails) - fails 12hr time check * - fails criteria

Created: Mon Mar 11 11:44:17 2013 GCMS 10

SURR = ICAL

Calibration Table Report
Method: 130307.M
Title: 8260B_S
Last Calibration: Mon Mar 11 11:37:29 2013

Calibration Files

Compound		20	0.5	1	5	10	40	80	100	Avg	%RSD	
		13030711.D	13030707.D	13030708.D	13030709.D	13030710.D	13030712.D	13030713.D	13030714.D			
Pentafluorobenzene (IS)	ISTD											
Dichlorodifluoromethane		0.252	0.337	0.310	0.270	0.258	0.243	0.241	0.238	0.268	13.467	
Chloromethane		0.528	0.894	0.620	0.550	0.534	0.518	0.488	0.496	0.578	23.134	L
Vinyl chloride		0.281	0.465	0.418	0.319	0.296	0.280	0.270	0.298	0.328	22.023	L
1,3-Butadiene		0.132	0.315	0.157	0.155	0.134	0.127	0.124	0.142	0.161	39.457	L
Bromomethane		0.034	---	---	0.056	0.033	0.032	0.044	0.042	0.040	23.254	Q
Chloroethane		0.305	0.493	0.312	0.315	0.320	0.300	0.295	---	0.334	21.055	L
Trichlorofluoromethane		0.776	1.013	0.856	0.792	0.784	0.758	0.727	0.736	0.805	11.528	
Acrolein		0.047	0.044	0.046	0.046	0.047	0.045	0.047	0.045	0.046	2.800	
Trichlorotrifluoroethane		0.360	0.490	0.408	0.370	0.359	0.347	0.335	0.333	0.375	13.822	
1,1-Dichloroethene		0.835	1.210	0.980	0.900	0.884	0.794	0.738	0.705	0.881	18.201	L
Methylene chloride		0.554	0.856	0.730	0.586	0.577	0.530	0.509	0.488	0.604	20.819	L
Acrylonitrile		0.155	---	0.171	0.148	0.158	0.150	0.152	0.147	0.155	5.317	
trans-1,2-Dichloroethene		0.855	1.223	0.998	0.900	0.870	0.802	0.741	0.708	0.887	18.424	L
n-Hexane		0.725	0.947	0.719	0.753	0.727	0.703	0.670	0.651	0.737	12.383	
1,1-Dichloroethane		1.102	1.518	1.267	1.163	1.137	1.040	0.975	0.933	1.142	16.256	L
Cyclohexane		1.445	2.057	1.720	1.612	1.514	1.325	1.175	1.106	1.494	20.640	L
2,2-Dichloropropane		0.920	1.205	1.123	0.987	0.945	0.856	0.801	0.766	0.950	16.029	L
cis-1,2-Dichloroethene		0.577	0.696	0.626	0.609	0.579	0.561	0.535	0.516	0.587	9.637	
Chloroform		1.031	1.435	1.241	1.128	1.061	0.986	0.918	0.880	1.085	16.762	L
Bromochloromethane		0.290	0.381	0.322	0.312	0.294	0.284	0.280	0.267	0.304	11.827	
Dibromofluoromethane		0.626	0.627	0.628	0.611	0.616	0.608	0.599	---	0.616	1.787	
1,1,1-Trichloroethane		0.915	1.224	1.051	0.963	0.921	0.884	0.825	0.804	0.948	14.294	
Acetone		0.189	0.867	0.448	0.229	0.211	0.174	0.170	0.161	0.306	79.967	L
2-Butanone		0.275	0.549	0.402	0.308	0.276	0.278	0.265	0.255	0.326	31.098	L
Carbon Disulfide		1.396	1.801	1.422	1.410	1.425	1.396	1.342	1.316	1.439	10.529	
Iodomethane		0.740	0.712	0.637	0.697	0.694	0.717	0.707	0.648	0.694	5.018	
Vinyl acetate		0.987	1.148	0.826	0.940	0.946	1.003	0.928	0.892	0.959	9.810	
Methyl tert-butyl ether		1.376	1.869	1.501	1.437	1.375	1.346	1.285	1.229	1.427	13.824	
1,4-Difluorobenzene (IS)	ISTD											
1,1-Dichloropropene		0.478	0.633	0.551	0.523	0.483	0.464	0.436	0.423	0.499	13.732	
Carbon tetrachloride		0.484	0.663	0.521	0.513	0.485	0.474	0.451	0.439	0.504	13.927	
1,2-Dichloroethane		0.561	0.830	0.663	0.614	0.586	0.529	0.483	0.468	0.592	19.640	L
Benzene		1.200	1.657	1.411	1.295	1.233	1.157	1.099	1.085	1.267	14.996	L
2,2,4-Trimethylpentane		1.235	1.815	1.423	1.326	1.288	1.186	1.107	1.070	1.306	18.024	L
n-Heptane		0.291	0.372	0.305	0.303	0.285	0.283	0.265	0.258	0.295	11.840	
Trichloroethene		0.352	0.471	0.408	0.369	0.361	0.335	0.319	0.305	0.365	14.620	
1,2-Dichloropropane		0.363	0.521	0.433	0.386	0.375	0.349	0.319	0.307	0.382	17.943	L
Bromodichloromethane		0.480	0.641	0.549	0.478	0.475	0.475	0.458	0.446	0.500	12.877	

Methyl cyclohexane r=0.997		0.150	0.241	0.189	0.178	0.159	0.145	0.131	0.125	0.165	22.876 r
Dibromomethane		0.237	0.319	0.264	0.244	0.238	0.232	0.223	0.216	0.247	13.127
cis-1,3-Dichloropropene		0.575	0.661	0.625	0.569	0.587	0.568	0.545	0.532	0.582795	7.21416
2-Chloroethylvinylether r=0.995		0.076	0.137	0.108	0.075	0.088	0.077	0.092	0.085	0.0922279	22.7223 r
4-Methyl-2-pentanone		0.342	0.439	0.431	0.341	0.354	0.35	0.334	0.302	0.361649	13.2632
1,2-Dichloroethane-d4		0.477	0.524	0.517	0.506	0.489	0.457	0.45	—	0.488516	5.93085
Toluene-d8		1.055	1.122	1.122	1.107	1.073	1.009	0.996	—	1.06918	4.86623
Chlorobenzene-d5 (IS)	ISTD										
Toluene		0.874	1.249	1.032	0.9	0.904	0.864	0.865	0.844	0.94152	14.5682
trans-1,3-Dichloropropene		0.592	0.722	0.662	0.553	0.579	0.578	0.571	0.54	0.599641	10.228
1,1,2-Trichloroethane r=0.998		0.286	0.393	0.365	0.299	0.301	0.283	0.271	0.254	0.306602	15.5523 r
1,3-Dichloropropane r=0.998		0.61	0.864	0.76	0.641	0.631	0.587	0.566	0.535	0.649076	16.8893 r
Tetrachloroethene r=1.000		0.373	0.557	0.434	0.396	0.388	0.365	0.368	0.365	0.405818	16.1259 r
Dibromochloromethane		0.401	0.482	0.419	0.364	0.384	0.418	0.427	0.408	0.4126	8.43212
1,2-Dibromoethane		0.375	0.444	0.373	0.367	0.367	0.379	0.373	0.352	0.378863	7.30323
1-Chlorohexane		0.576	0.733	0.646	0.586	0.584	0.572	0.555	0.543	0.599411	10.3643
Chlorobenzene		0.929	1.248	1.127	0.953	0.938	0.92	0.901	0.861	0.984589	13.4342
n-Nonane r=0.996		0.62	1.052	0.792	0.717	0.653	0.566	0.513	0.488	0.67512	27.078 r
1,1,1,2-Tetrachloroethane		0.359	0.507	0.438	0.372	0.365	0.366	0.37	0.364	0.392549	13.4659
Ethylbenzene r=0.998		1.61	2.217	2.045	1.7	1.713	1.563	1.445	1.384	1.7095	16.7967 r
m,p-Xylene		0.632	0.859	0.726	0.641	0.642	0.625	0.622	0.597	0.66817	12.8595
o-Xylene		0.621	0.834	0.694	0.635	0.638	0.627	0.637	0.622	0.663602	10.9703
Styrene		1.03	1.265	1.148	1.027	1.032	1.049	1.039	0.987	1.07214	8.44095
Isopropylbenzene		1.473	1.919	1.722	1.515	1.515	1.448	1.394	1.324	1.53872	12.4851
Bromoform		0.241	0.3	0.278	0.213	0.231	0.265	0.286	0.263	0.259414	11.3182
1,1,2,2-Tetrachloroethane r=0.997		0.403	0.684	0.575	0.411	0.413	0.413	0.403	0.371	0.459116	23.9251 r
4-Bromofluorobenzene		0.579	0.677	0.645	0.586	0.581	0.586	0.597	—	0.607293	6.27775
2-Hexanone r=0.998		0.275	0.4	0.353	0.273	0.279	0.276	0.261	0.23	0.293289	18.8282 r
1,4-Dichlorobenzene-d4 (IS)	ISTD										
1,2,3-Trichloropropane r=0.998		0.252	0.4	0.337	0.259	0.251	0.246	0.235	0.224	0.275551	22.0822 r
n-Propylbenzene r=0.998		3.859	5.21	4.883	4.24	4.041	3.648	3.34	3.287	4.06368	17.0427 r
Bromobenzene		0.817	1.115	1.074	0.87	0.847	0.816	0.806	0.801	0.893449	14.1931
1,3,5-Trimethylbenzene r=0.999		2.699	3.698	3.47	2.901	2.77	2.559	2.369	2.319	2.84788	17.4768 r
2-Chlorotoluene r=0.998		2.568	3.851	3.485	2.865	2.76	2.489	2.28	2.189	2.81083	20.7101 r
4-Chlorotoluene r=0.999		2.466	3.258	3.054	2.614	2.561	2.339	2.162	2.122	2.57185	15.6937 r
tert-Butylbenzene r=0.999		2.659	3.679	3.265	2.751	2.685	2.595	2.447	2.428	2.81358	15.4775 r
1,2,4-Trimethylbenzene r=0.999		2.709	3.943	3.482	2.906	2.787	2.578	2.401	2.357	2.89528	19.0204 r
sec-Butylbenzene		3.697	4.847	4.488	3.926	3.781	3.602	3.332	3.32	3.87392	13.9393
4-Isopropyltoluene		2.921	3.906	3.525	3.007	2.966	2.899	2.732	2.726	3.08527	13.4362
1,3-Dichlorobenzene r=1.000		1.573	2.345	1.849	1.636	1.592	1.533	1.476	1.518	1.69031	17.0419 r
1,4-Dichlorobenzene r=0.999		1.471	2.115	1.826	1.506	1.469	1.488	1.428	1.39	1.58667	15.8689 r
Dicyclopentadiene		0.321	—	0.353	0.33	0.316	0.324	0.315	0.319	0.325259	4.0246
n-Butylbenzene r=0.999		1.778	2.465	2.12	1.852	1.8	1.736	1.615	1.616	1.87282	15.3292 r
1,2-Dichlorobenzene r=1.000		1.472	2.235	1.91	1.542	1.504	1.443	1.364	1.371	1.60487	19.1474 r
1,2-Dibromo-3-chloropropane r=1.000		0.141	0.4	0.234	0.128	0.128	0.146	0.149	0.147	0.184179	50.8588 r
1,2,4-Trichlorobenzene r=0.995		1.027	1.57	1.212	1.054	1.026	0.944	0.845	0.936	1.07673	21.0082 r
Hexachlorobutadiene r=0.996		0.278	0.458	0.372	0.294	0.283	0.256	0.227	0.249	0.302226	25.2469 r
Naphthalene r=0.999		2.065	3.493	2.289	1.953	2.022	1.948	1.778	2.02	2.19596	24.7312 r
1,2,3-Trichlorobenzene q=1.000		0.904	1.312	1.061	0.903	0.883	0.809	0.703	—	0.939351	20.9415 q

Mon Mar 11 11:41:36 2013

Calibration Plot Report 3/11/13

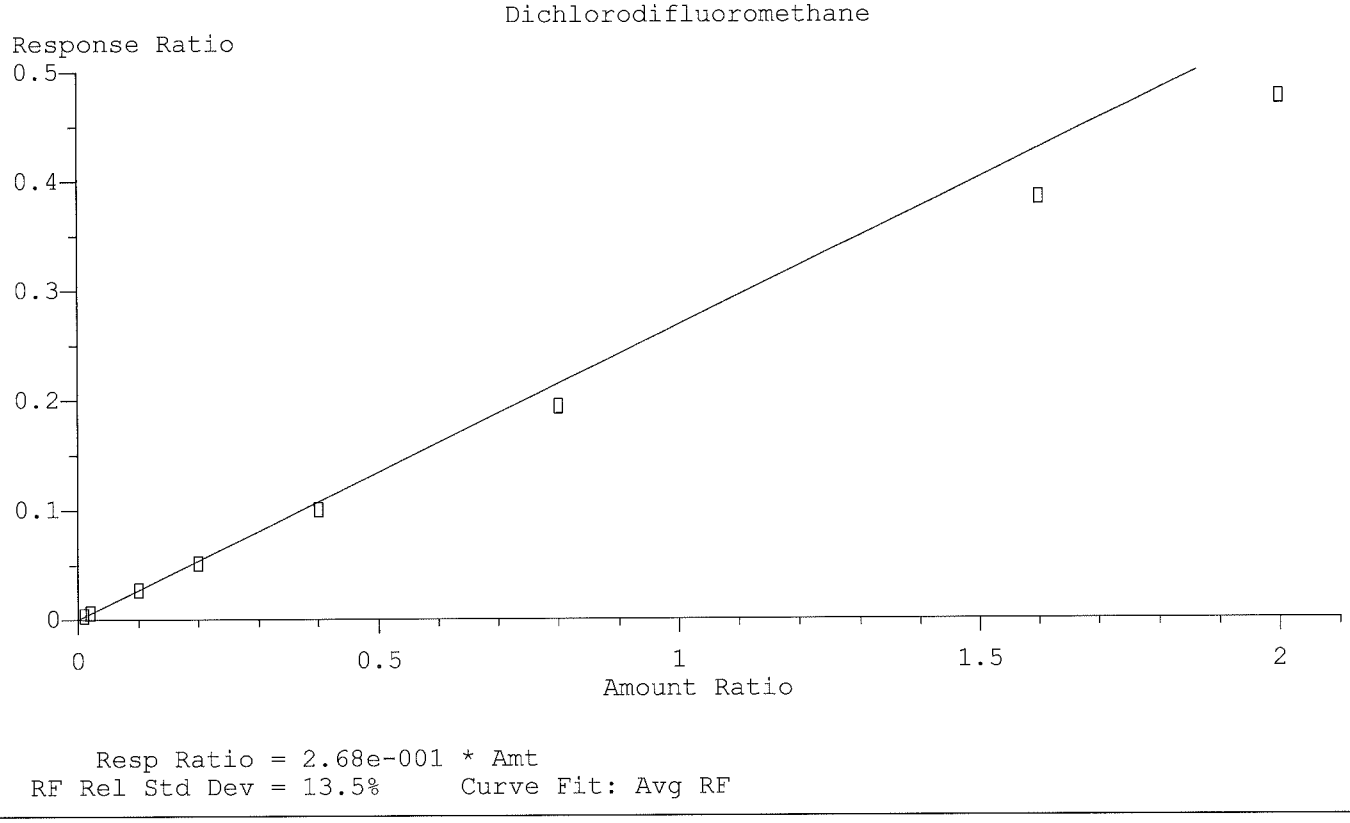

Resp Ratio = 2.68e-001 * Amt
RF Rel Std Dev = 13.5% Curve Fit: Avg RF

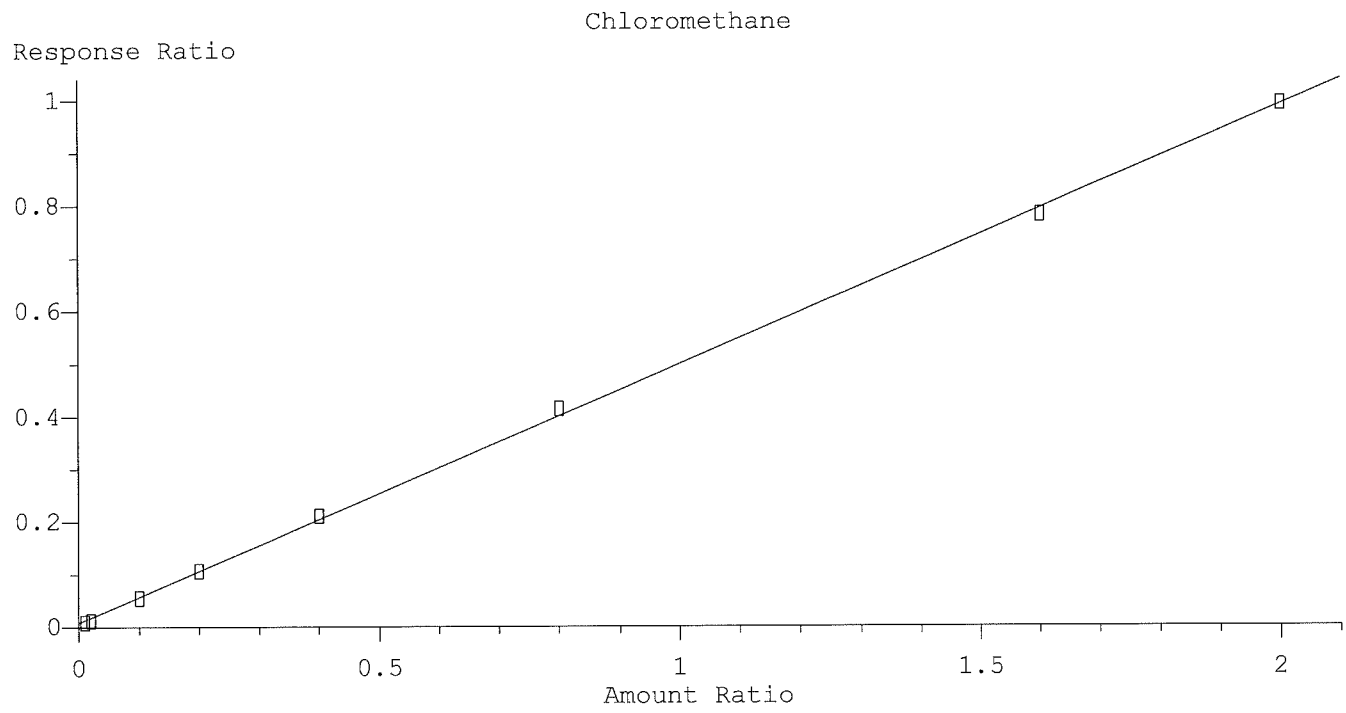

Resp Ratio = 4.90e-001 * Amt + 8.21e-003
Coef of Det (r^2) = 1.000 Curve Fit: Linear

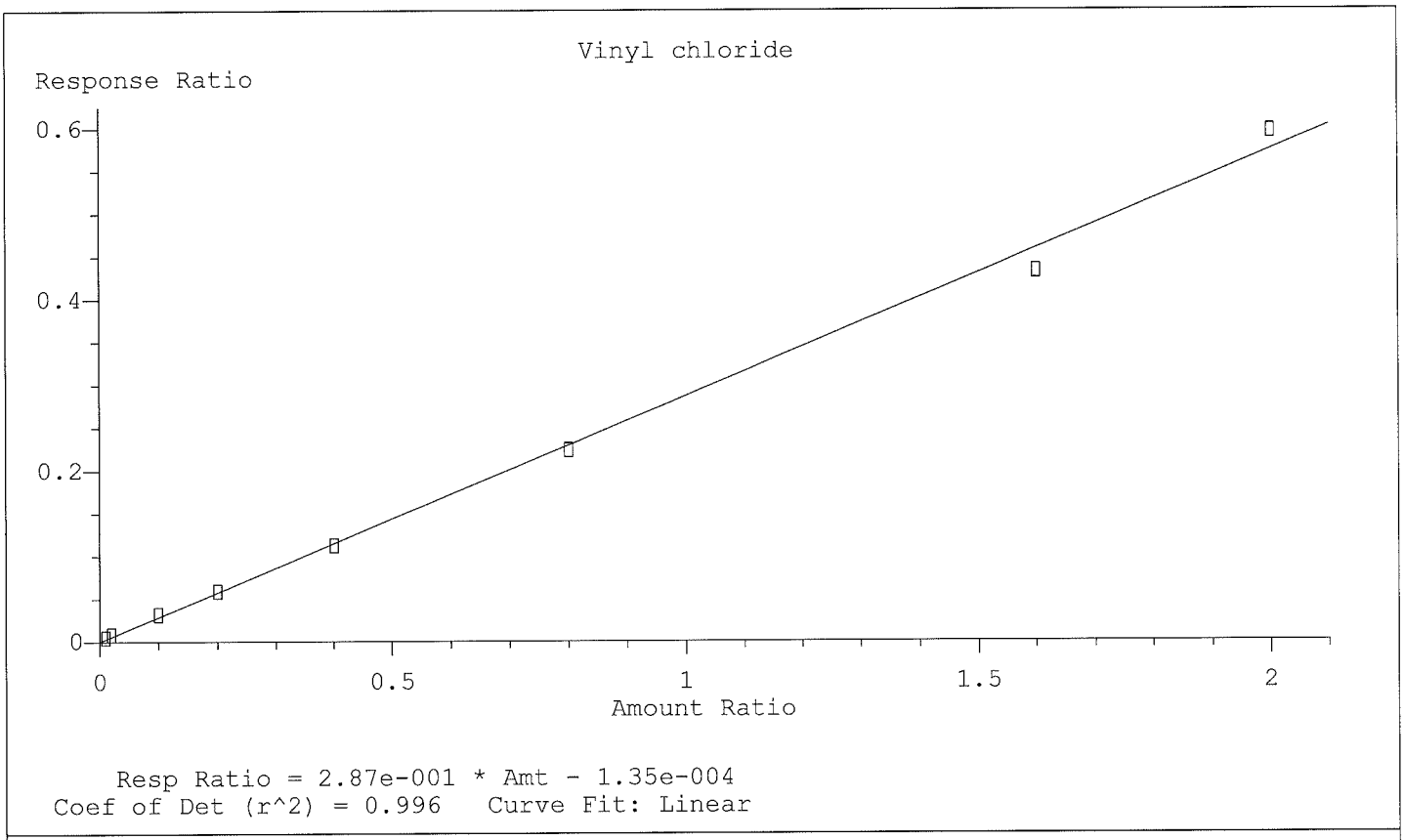

Resp Ratio = 2.87e-001 * Amt - 1.35e-004
Coef of Det (r^2) = 0.996 Curve Fit: Linear

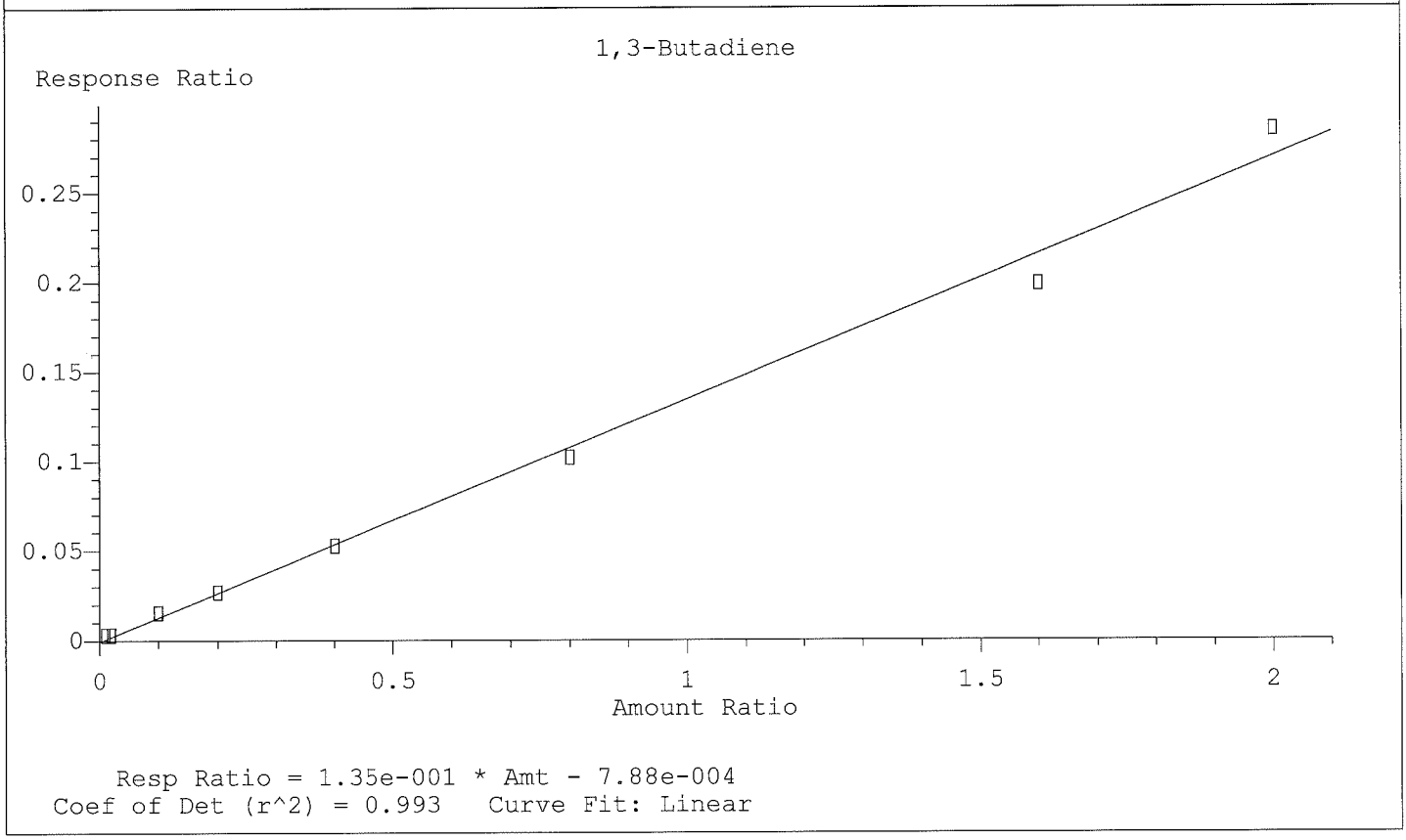

Resp Ratio = 1.35e-001 * Amt - 7.88e-004
Coef of Det (r^2) = 0.993 Curve Fit: Linear

Calibration Plot Report

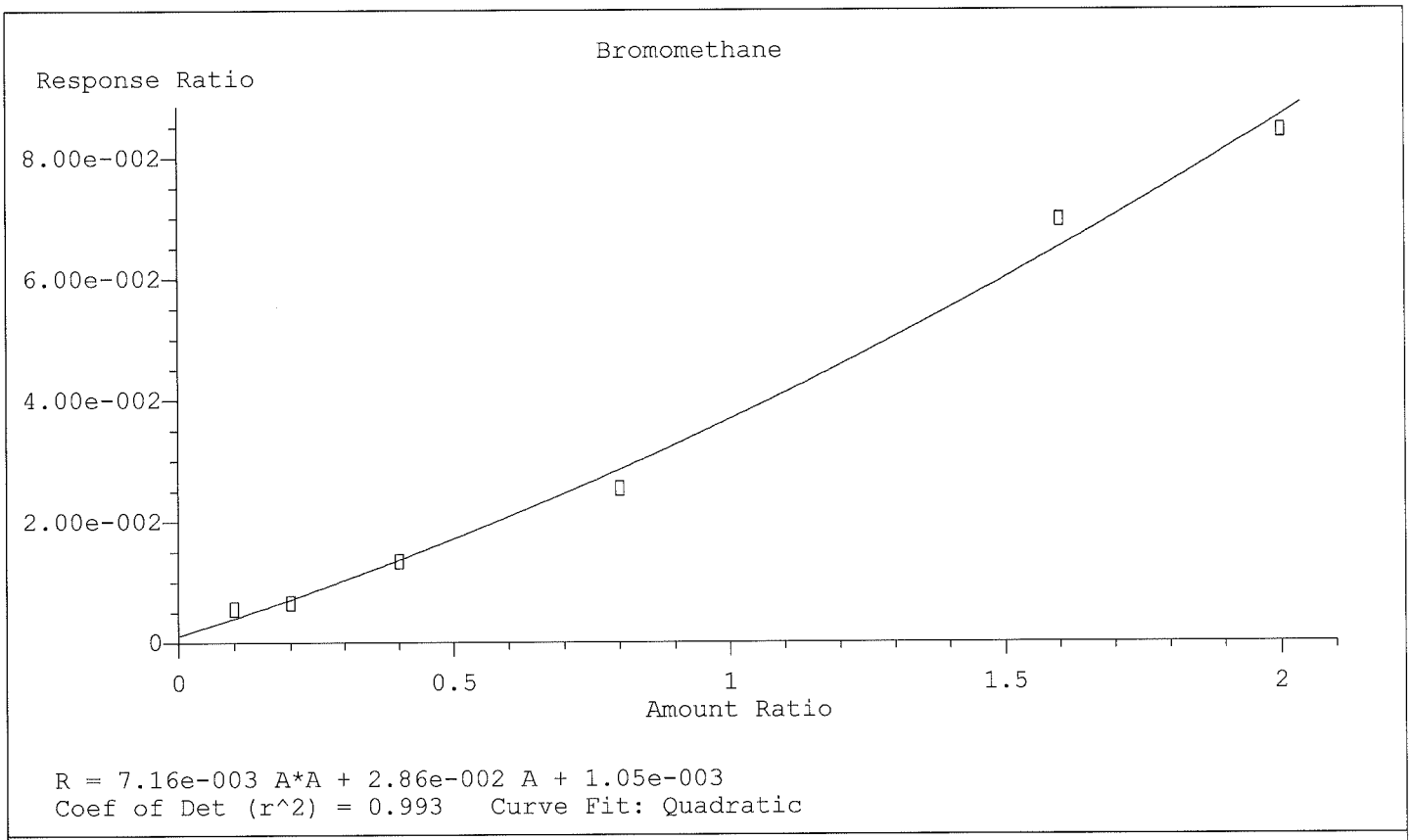

R = 7.16e-003 A*A + 2.86e-002 A + 1.05e-003
Coef of Det (r^2) = 0.993 Curve Fit: Quadratic

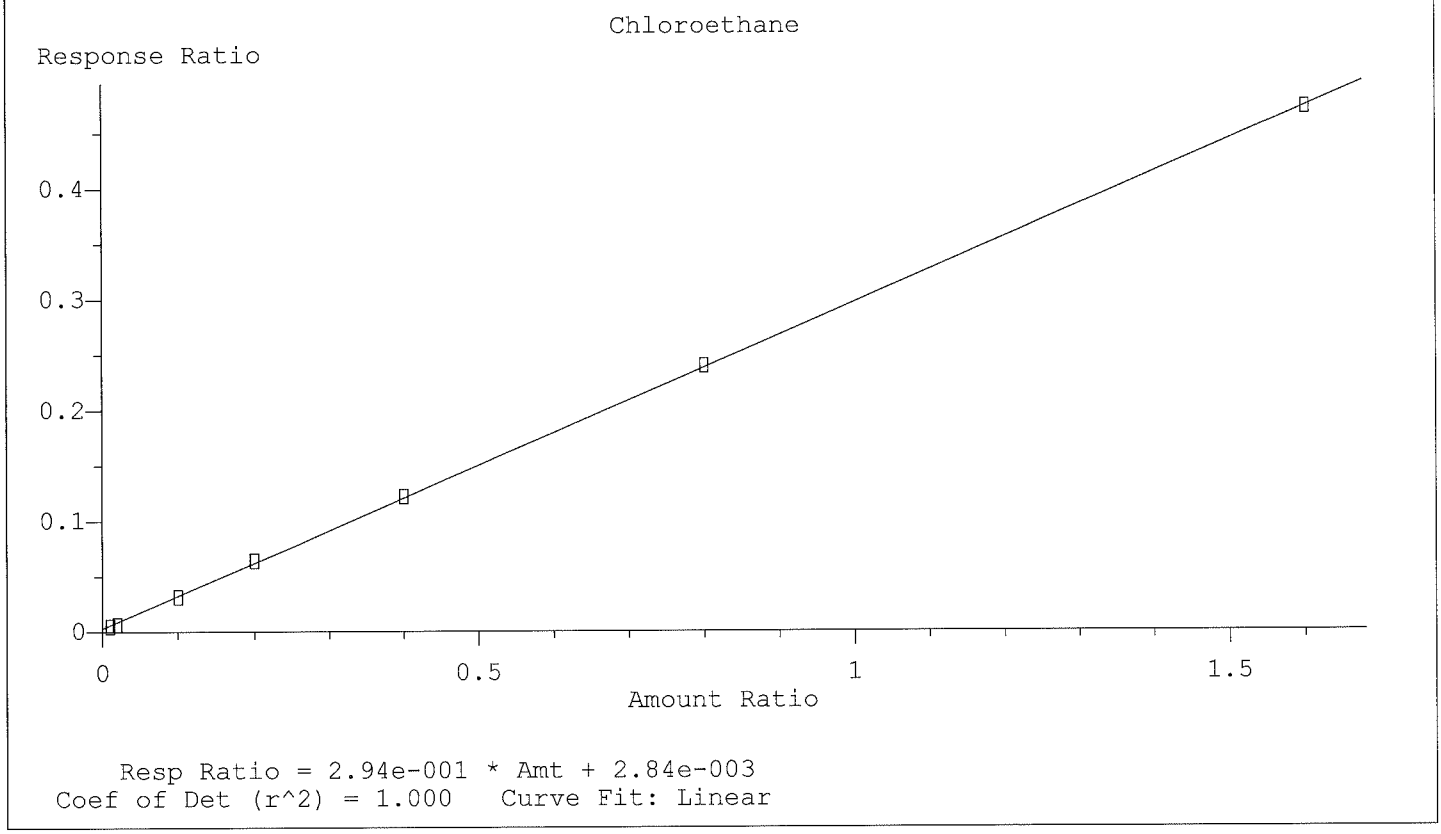

Resp Ratio = 2.94e-001 * Amt + 2.84e-003
Coef of Det (r^2) = 1.000 Curve Fit: Linear

Calibration Plot Report

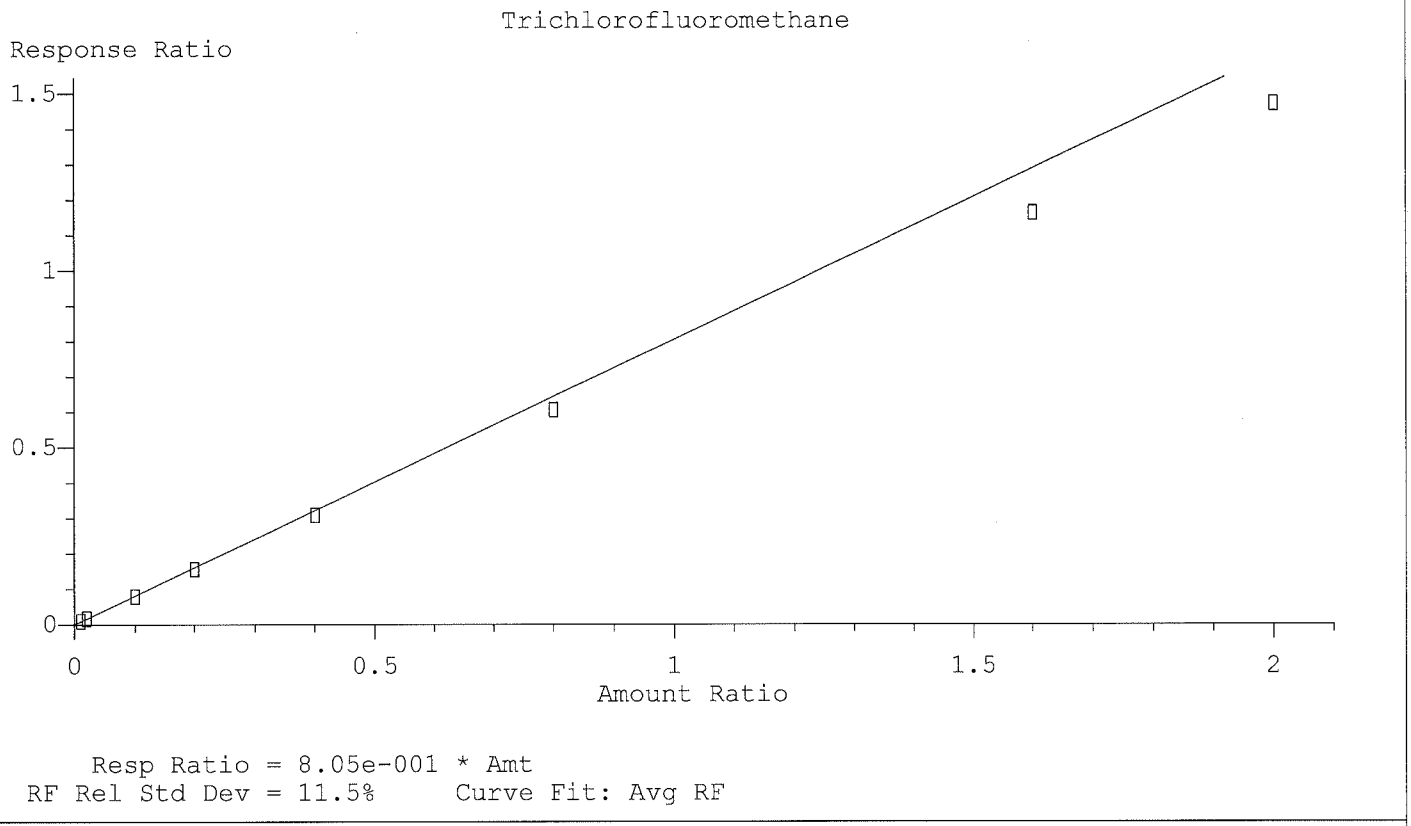

Resp Ratio = 8.05e-001 * Amt
RF Rel Std Dev = 11.5% Curve Fit: Avg RF

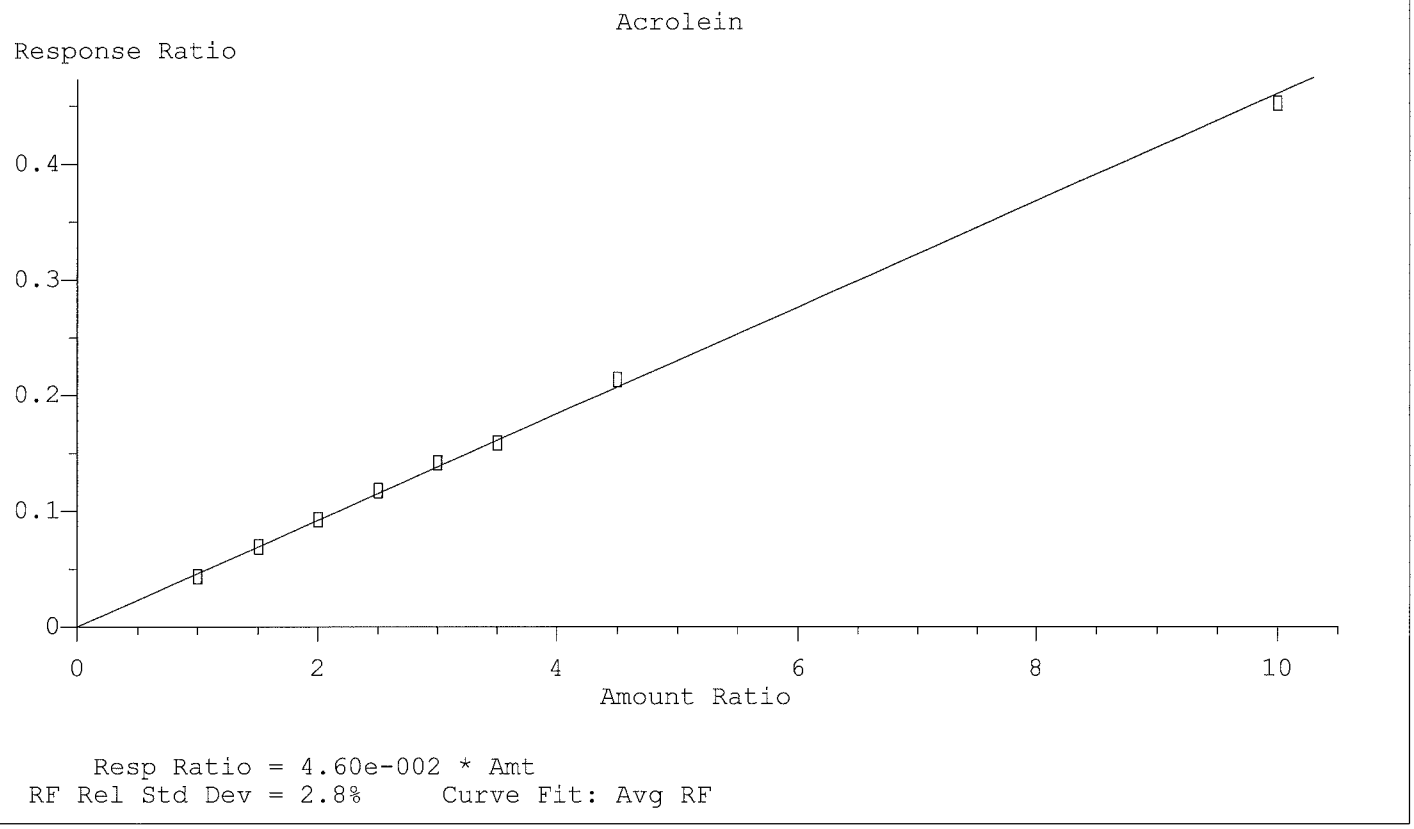

Resp Ratio = 4.60e-002 * Amt
RF Rel Std Dev = 2.8% Curve Fit: Avg RF

Calibration Plot Report

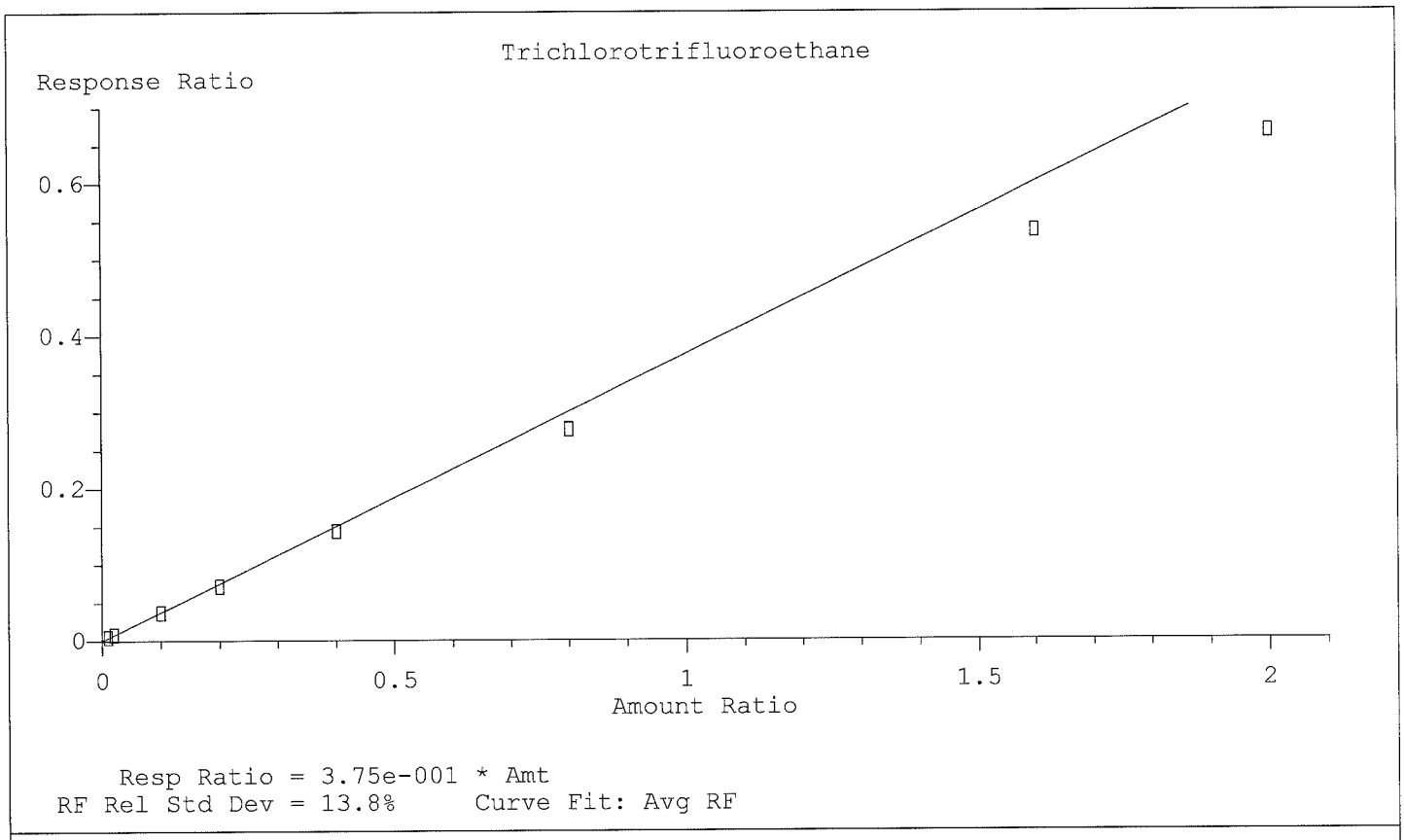

Resp Ratio = 3.75e-001 * Amt
RF Rel Std Dev = 13.8% Curve Fit: Avg RF

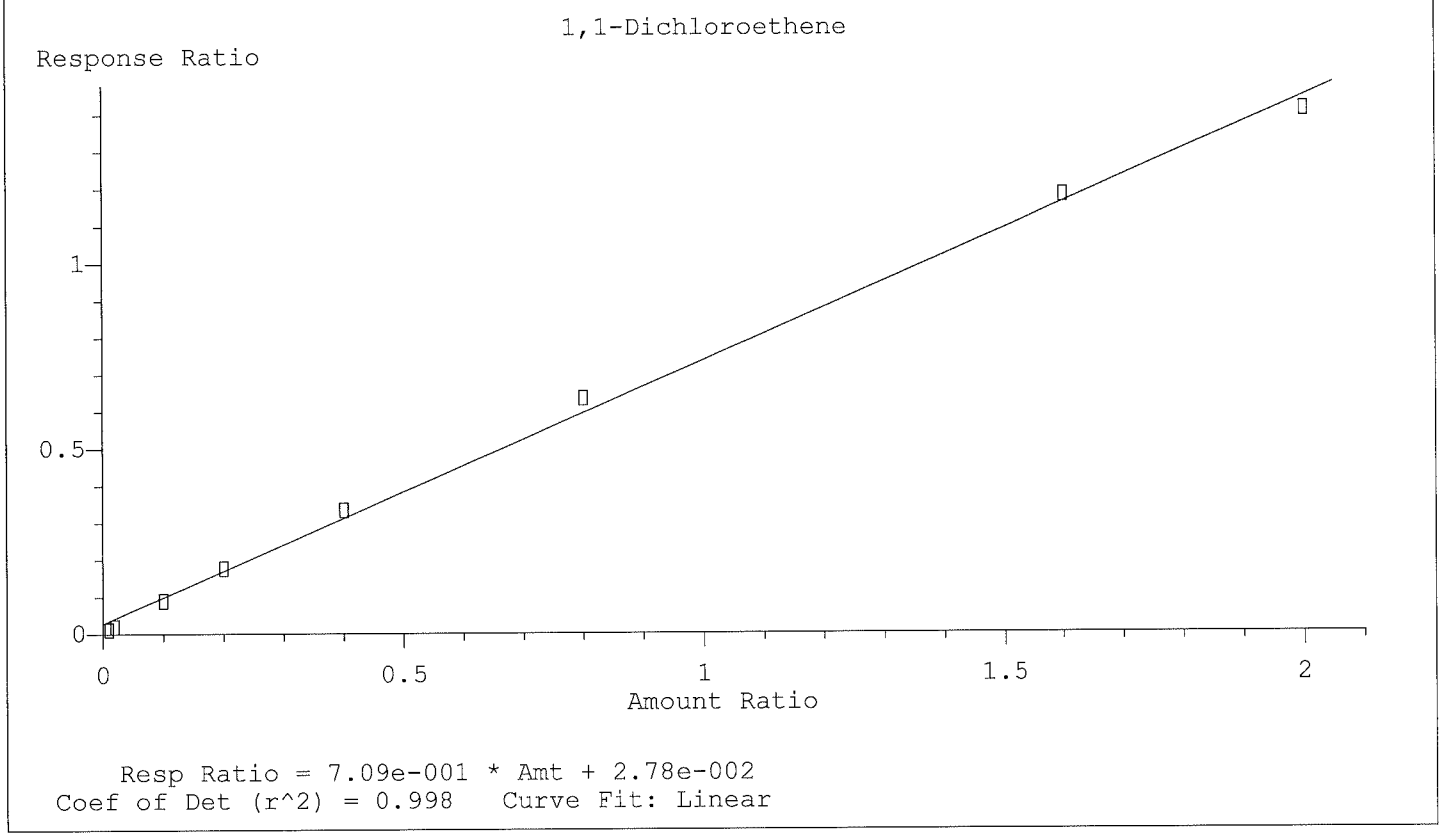

Resp Ratio = 7.09e-001 * Amt + 2.78e-002
Coef of Det (r^2) = 0.998 Curve Fit: Linear

Calibration Plot Report

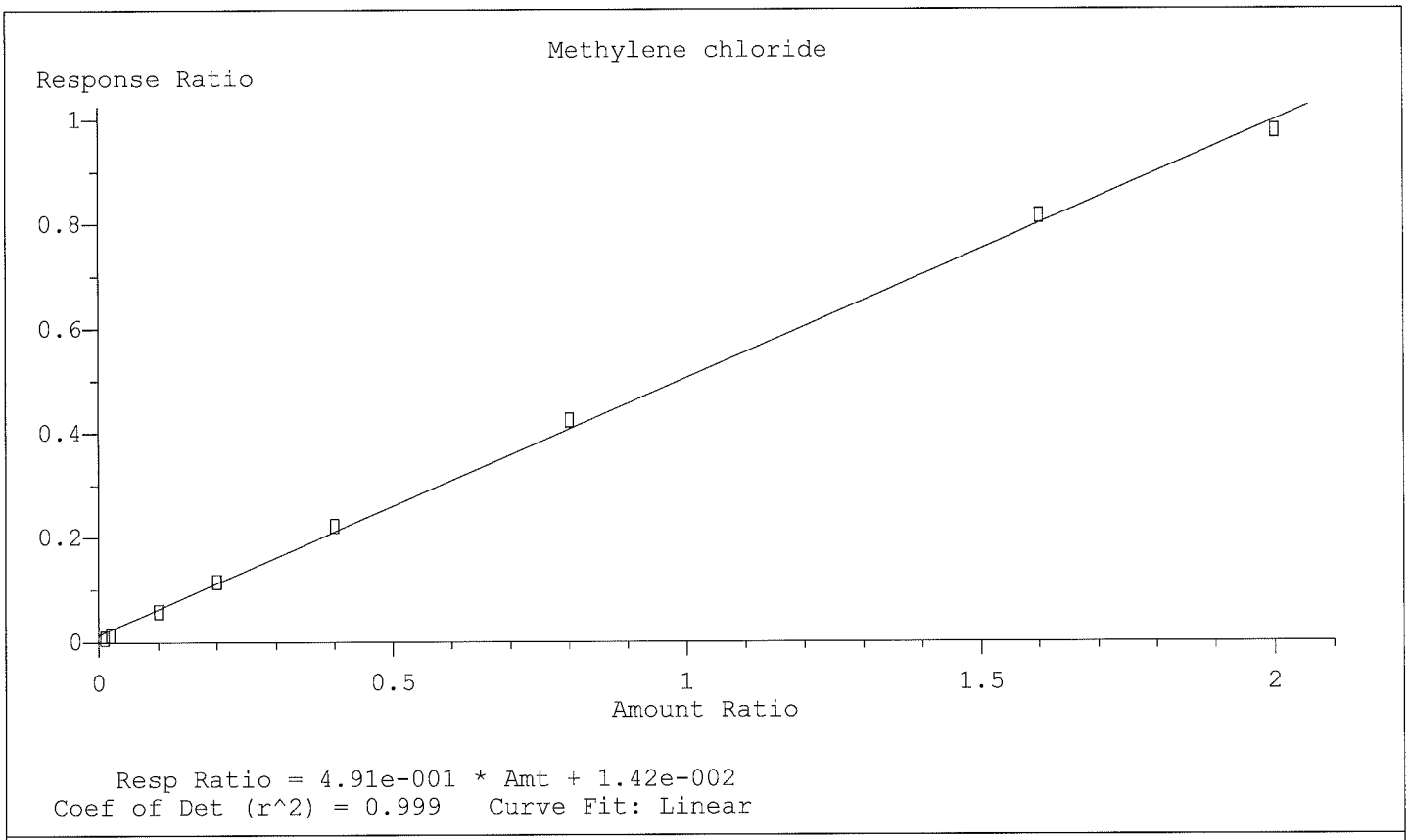

Resp Ratio = 4.91e-001 * Amt + 1.42e-002
Coef of Det (r^2) = 0.999 Curve Fit: Linear

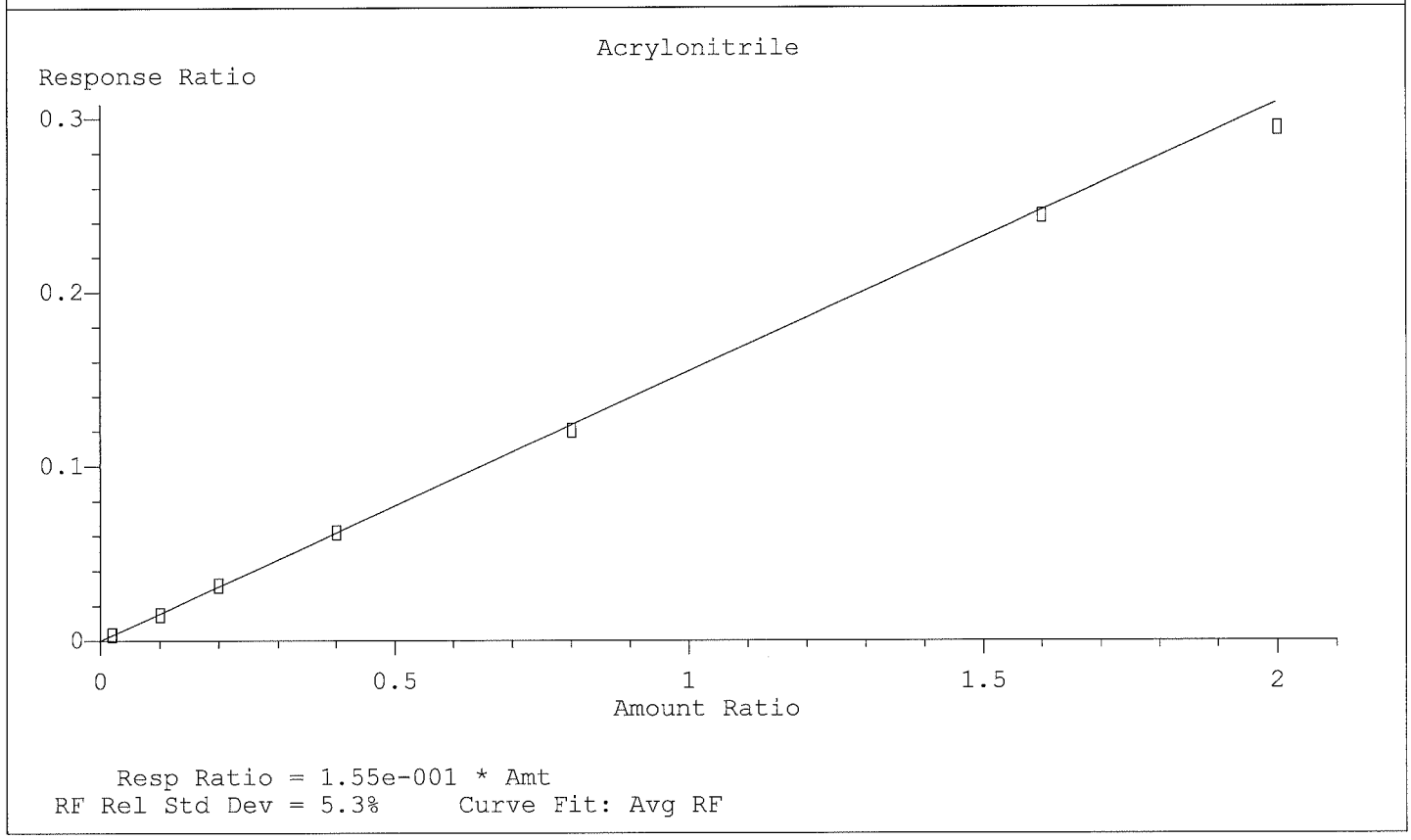

Resp Ratio = 1.55e-001 * Amt
RF Rel Std Dev = 5.3% Curve Fit: Avg RF

Calibration Plot Report

trans-1,2-Dichloroethene

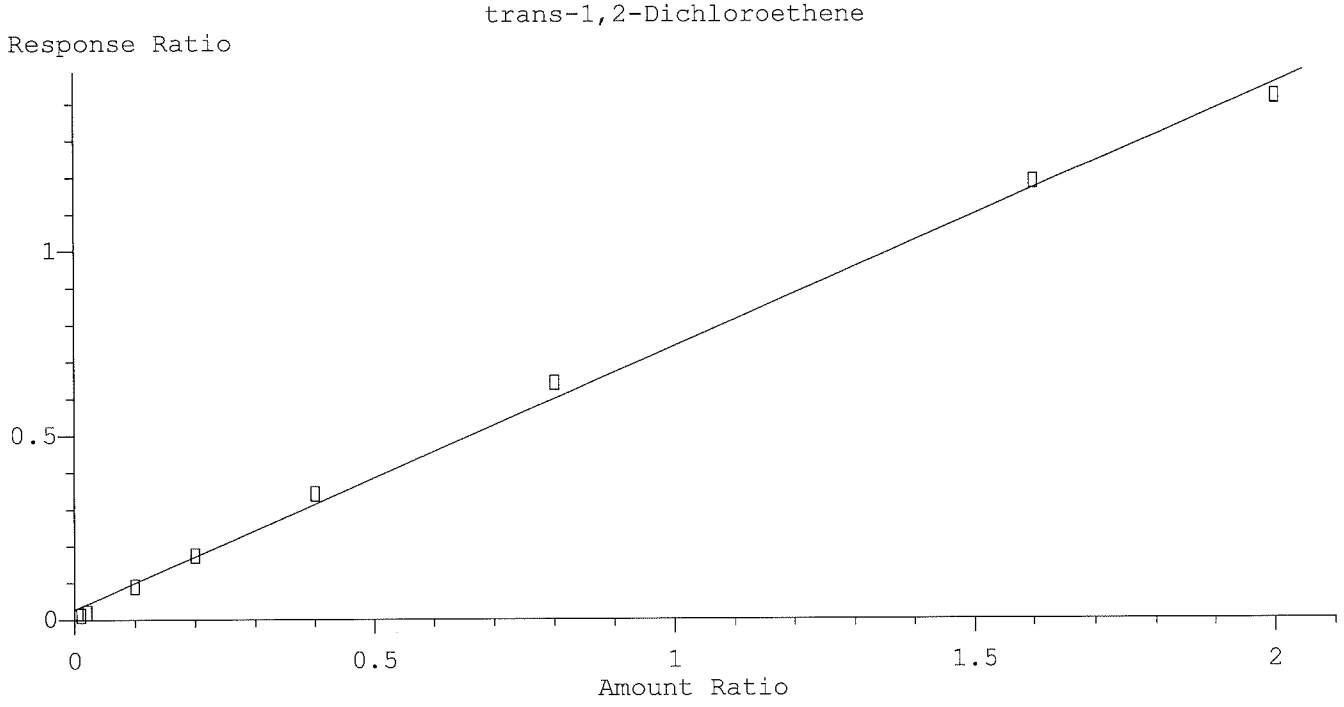

Resp Ratio = 7.12e-001 * Amt + 2.84e-002
Coef of Det (r^2) = 0.997 Curve Fit: Linear

n-Hexane

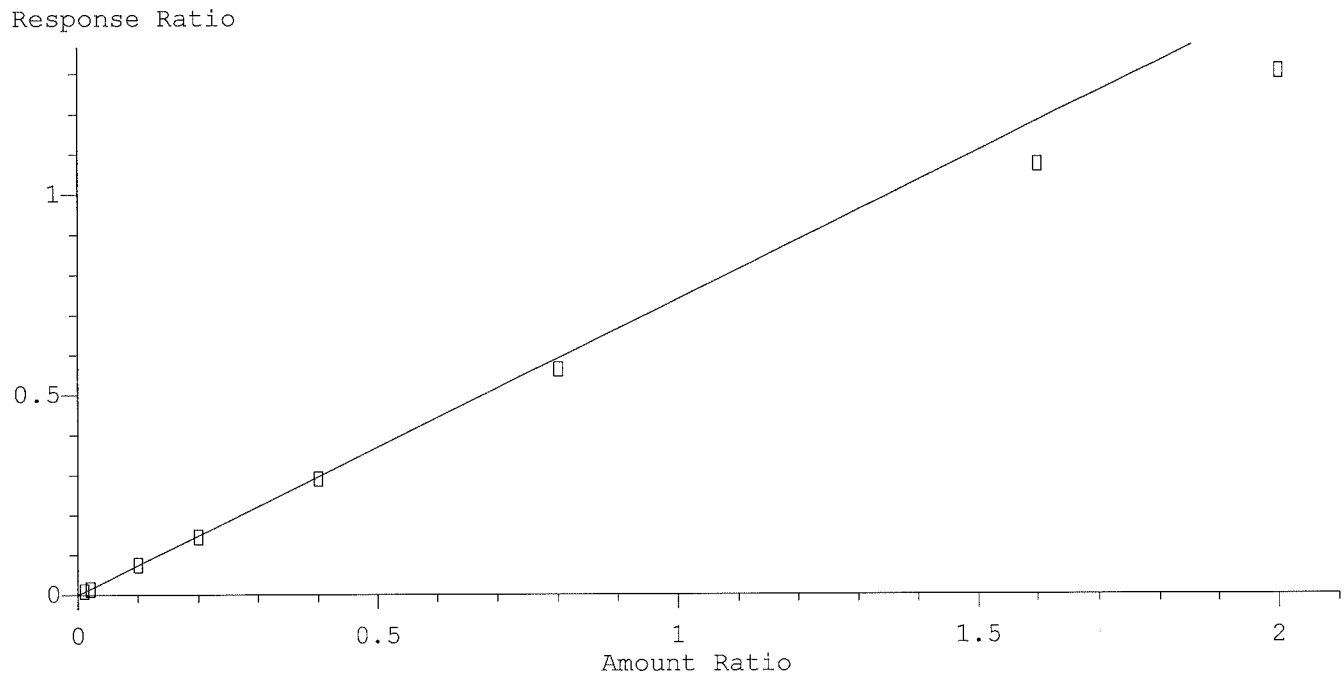

Resp Ratio = 7.37e-001 * Amt
RF Rel Std Dev = 12.4% Curve Fit: Avg RF

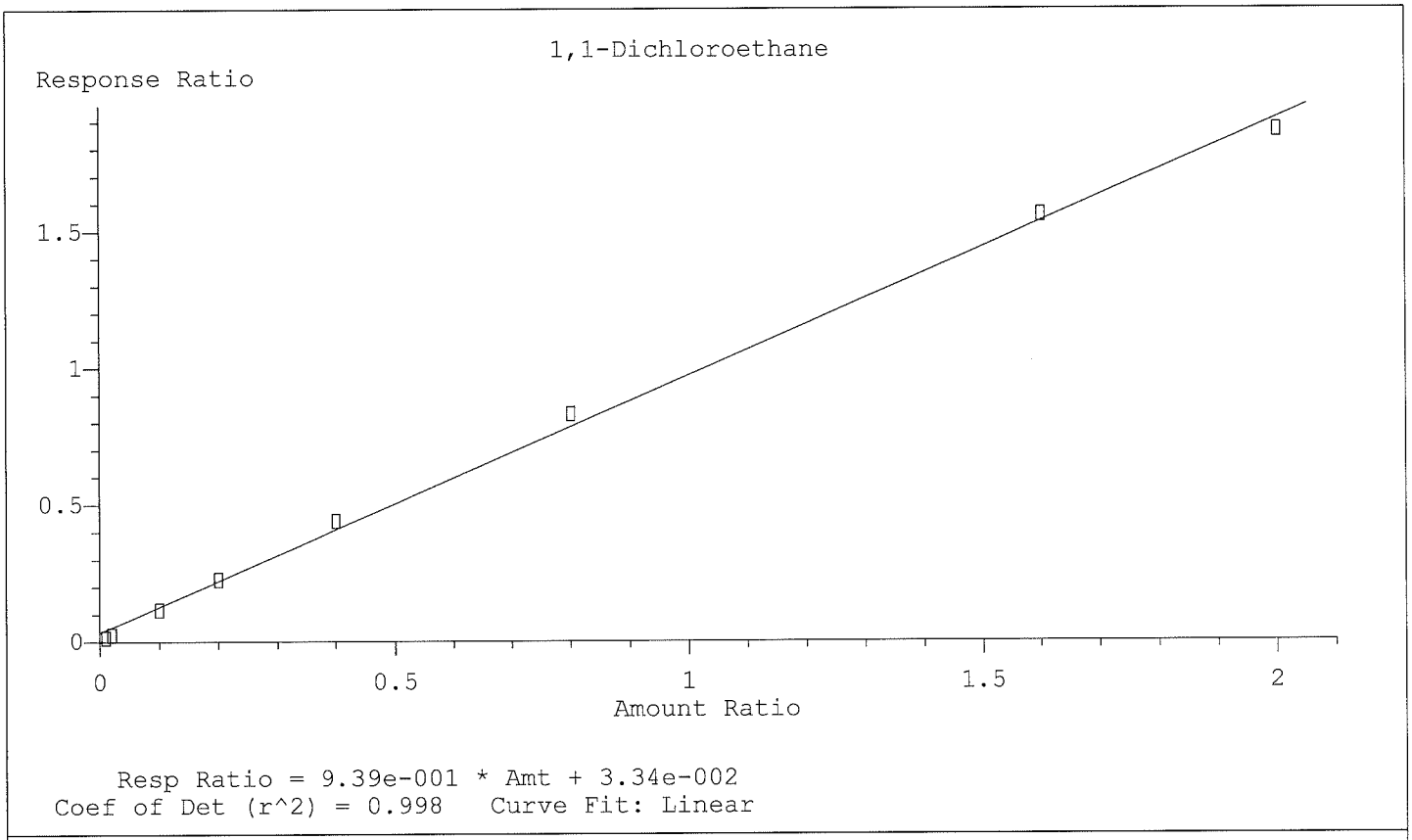

Resp Ratio = 9.39e-001 * Amt + 3.34e-002
Coef of Det (r^2) = 0.998 Curve Fit: Linear

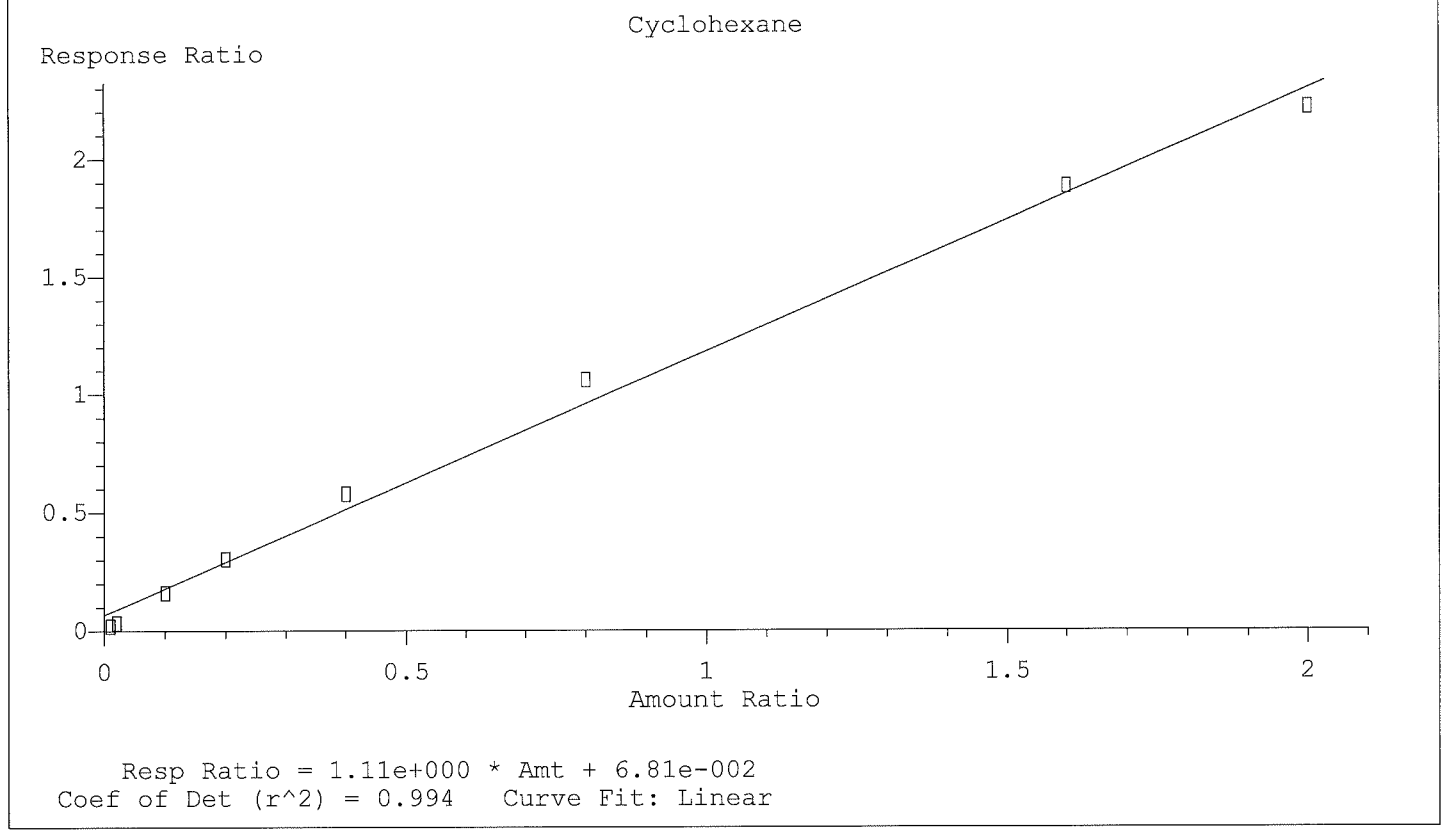

Resp Ratio = 1.11e+000 * Amt + 6.81e-002
Coef of Det (r^2) = 0.994 Curve Fit: Linear

Calibration Plot Report

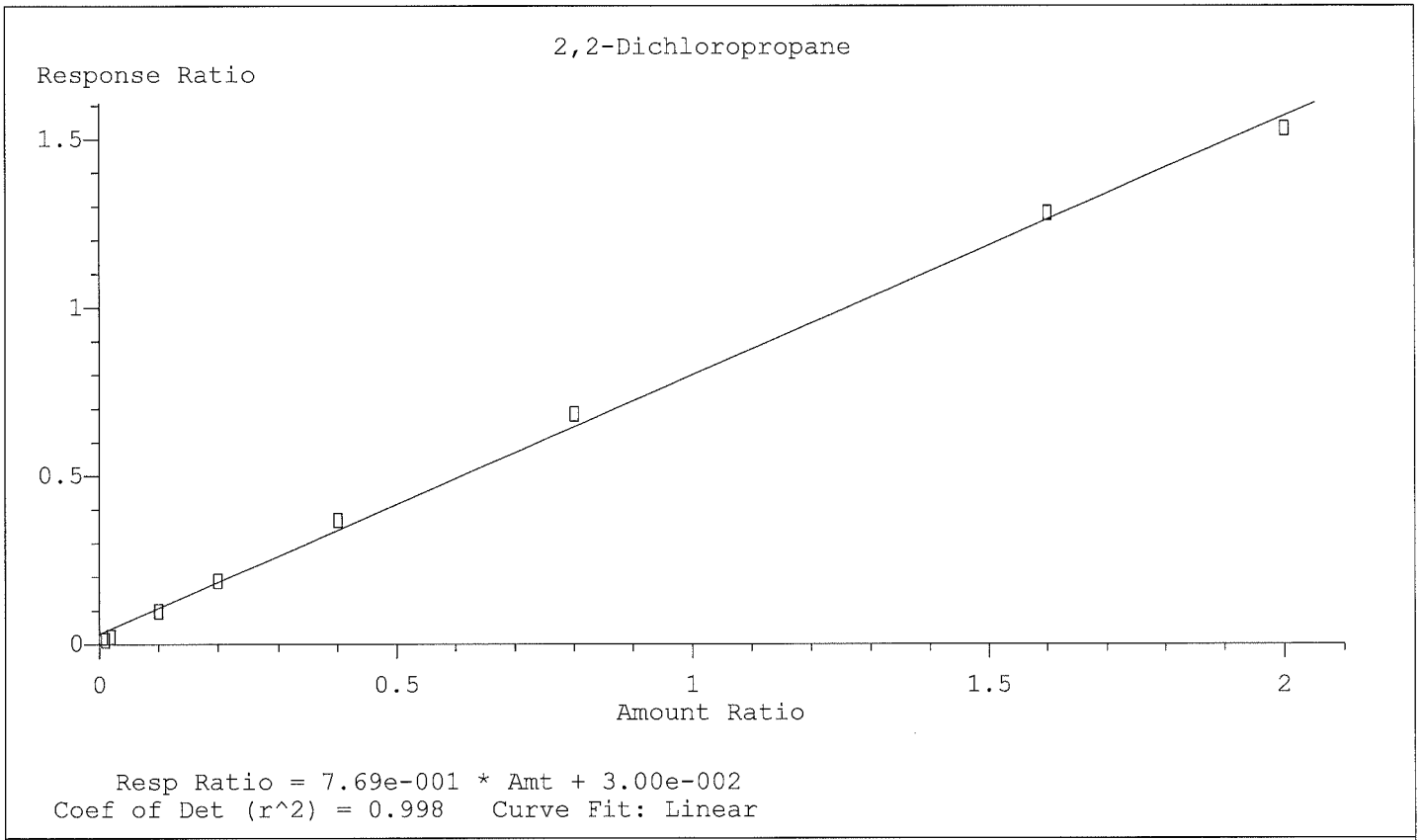

Resp Ratio = 7.69e-001 * Amt + 3.00e-002
Coef of Det (r^2) = 0.998 Curve Fit: Linear

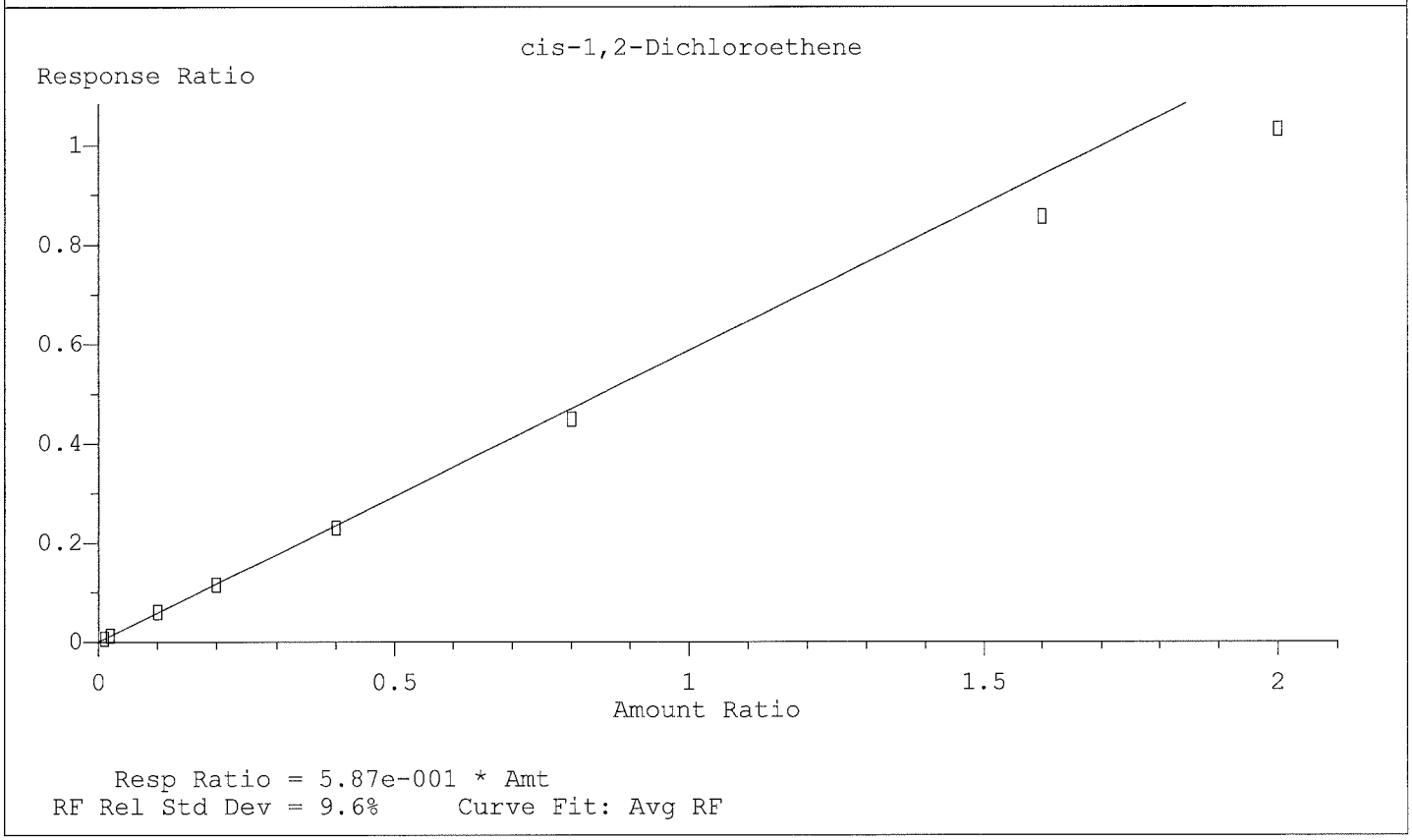

Resp Ratio = 5.87e-001 * Amt
RF Rel Std Dev = 9.6% Curve Fit: Avg RF

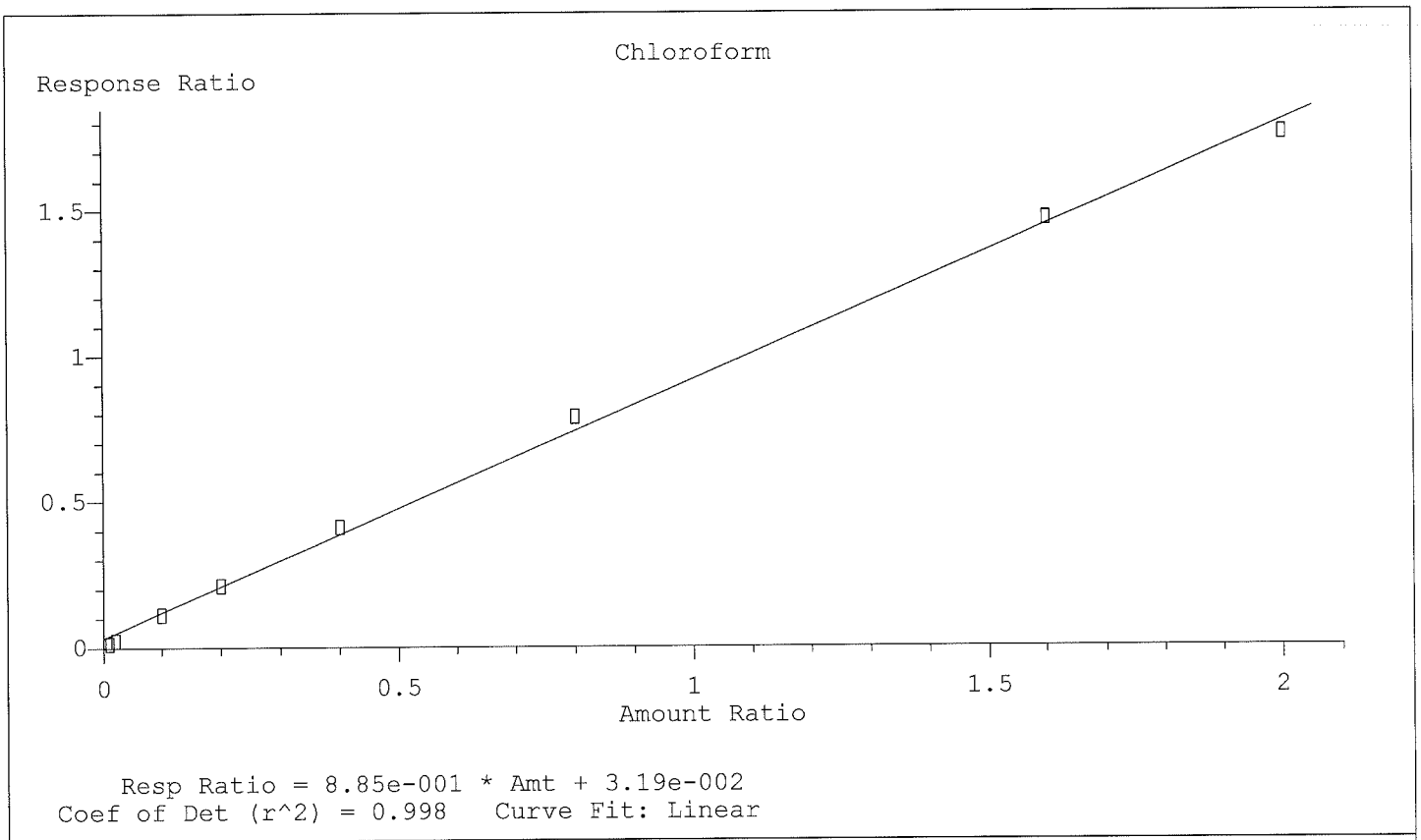

Resp Ratio = 8.85e-001 * Amt + 3.19e-002
Coef of Det (r^2) = 0.998 Curve Fit: Linear

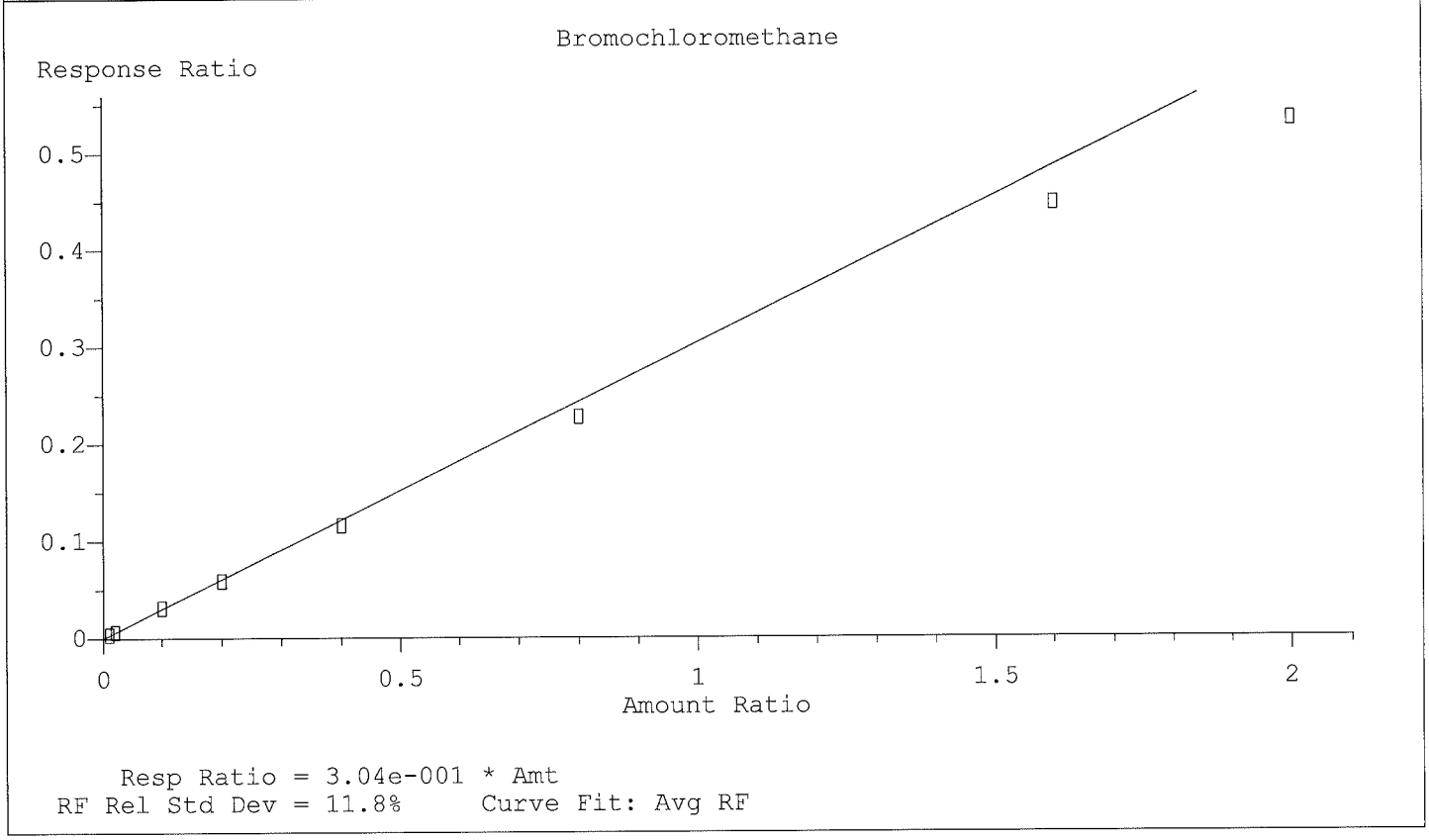

Resp Ratio = 3.04e-001 * Amt
RF Rel Std Dev = 11.8% Curve Fit: Avg RF

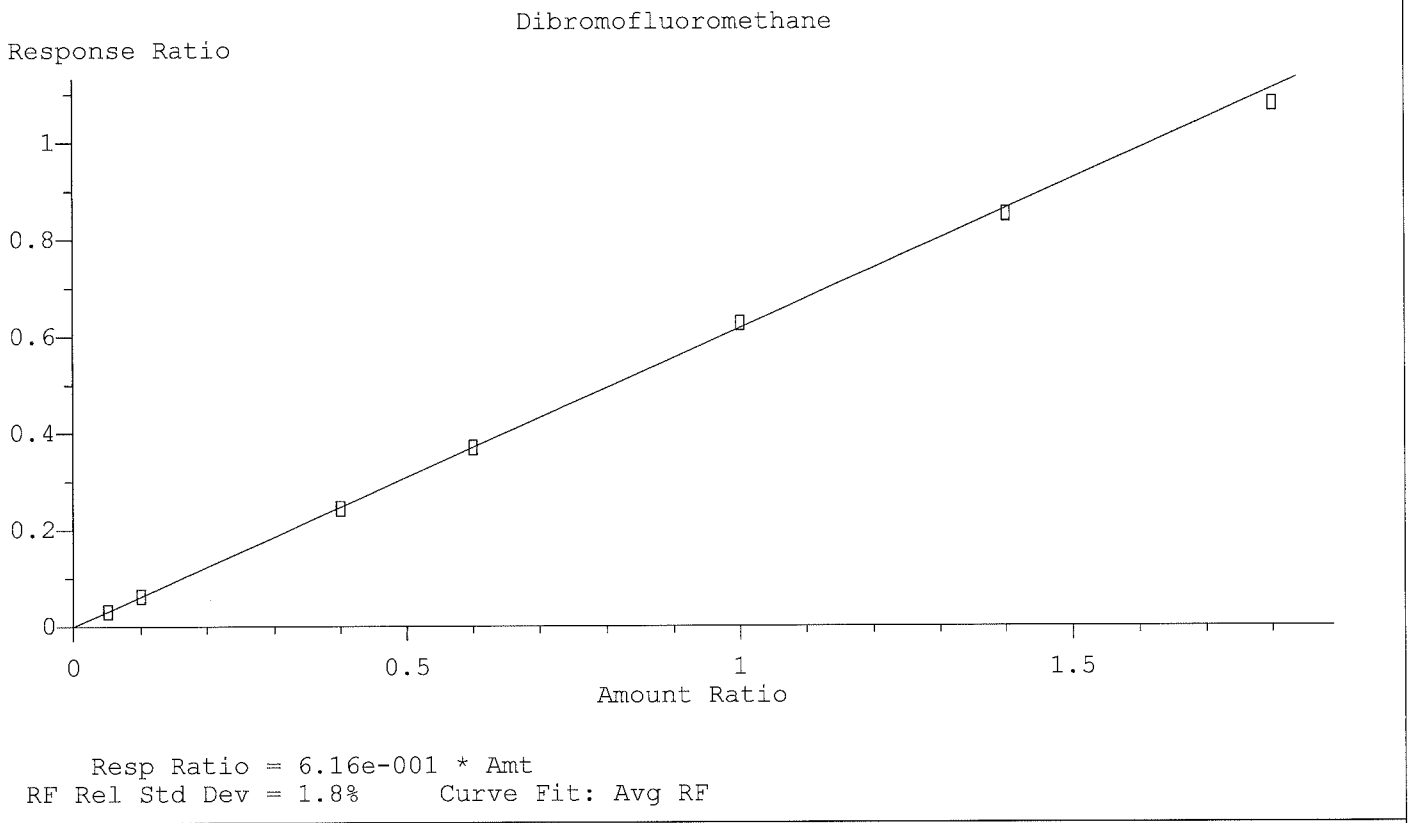

Resp Ratio = 6.16e-001 * Amt
RF Rel Std Dev = 1.8% Curve Fit: Avg RF

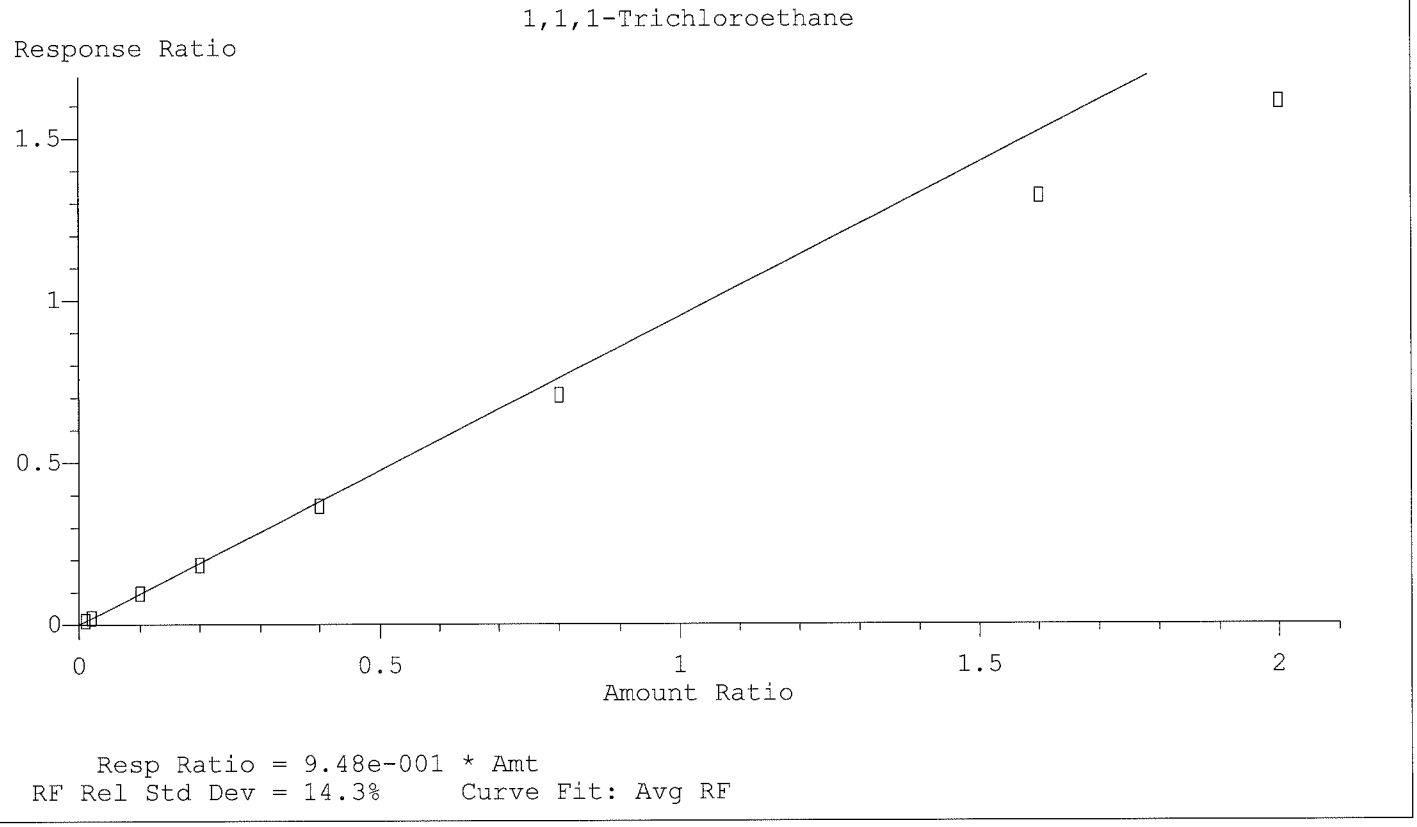

Resp Ratio = 9.48e-001 * Amt
RF Rel Std Dev = 14.3% Curve Fit: Avg RF

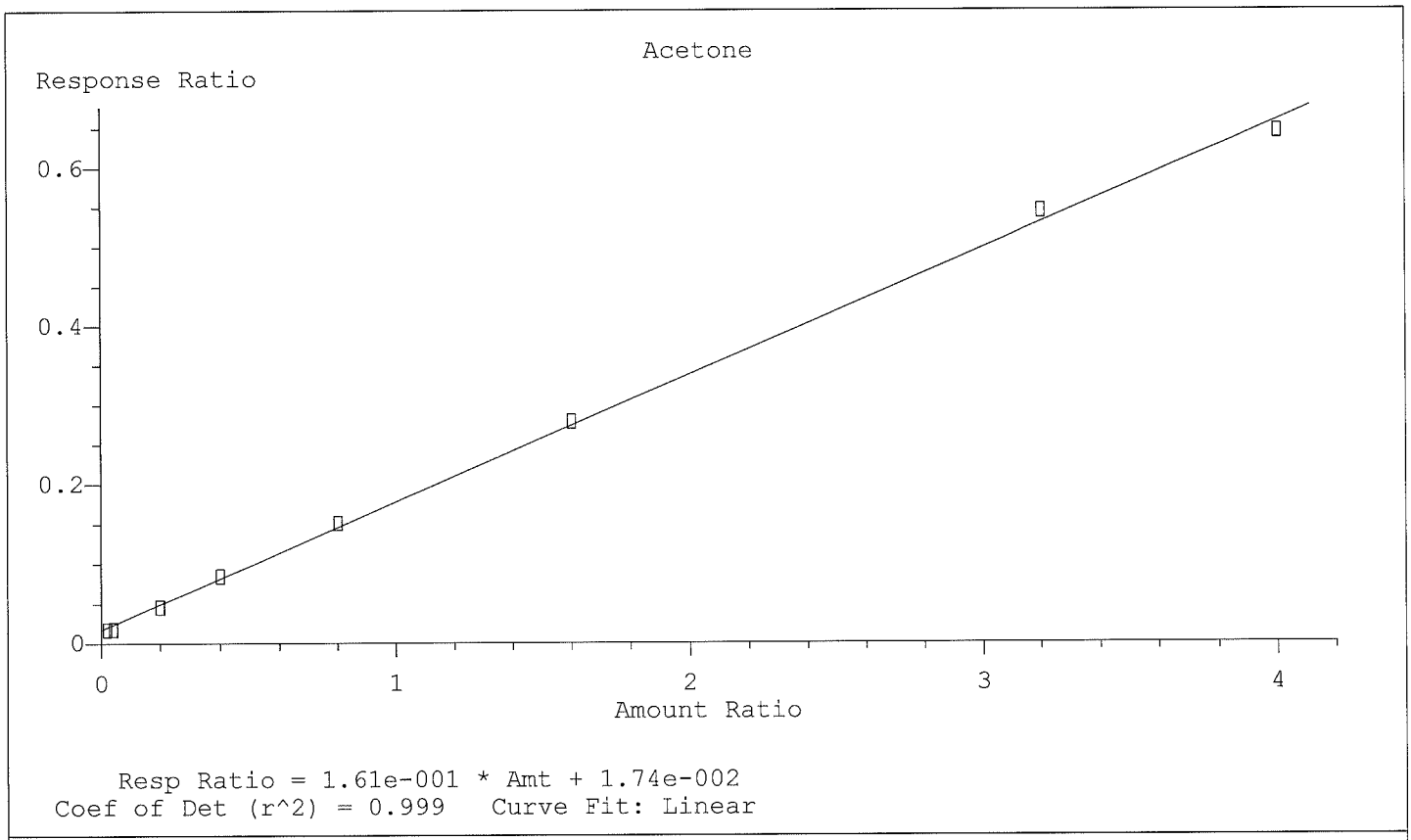

Resp Ratio = 1.61e-001 * Amt + 1.74e-002
Coef of Det (r^2) = 0.999 Curve Fit: Linear

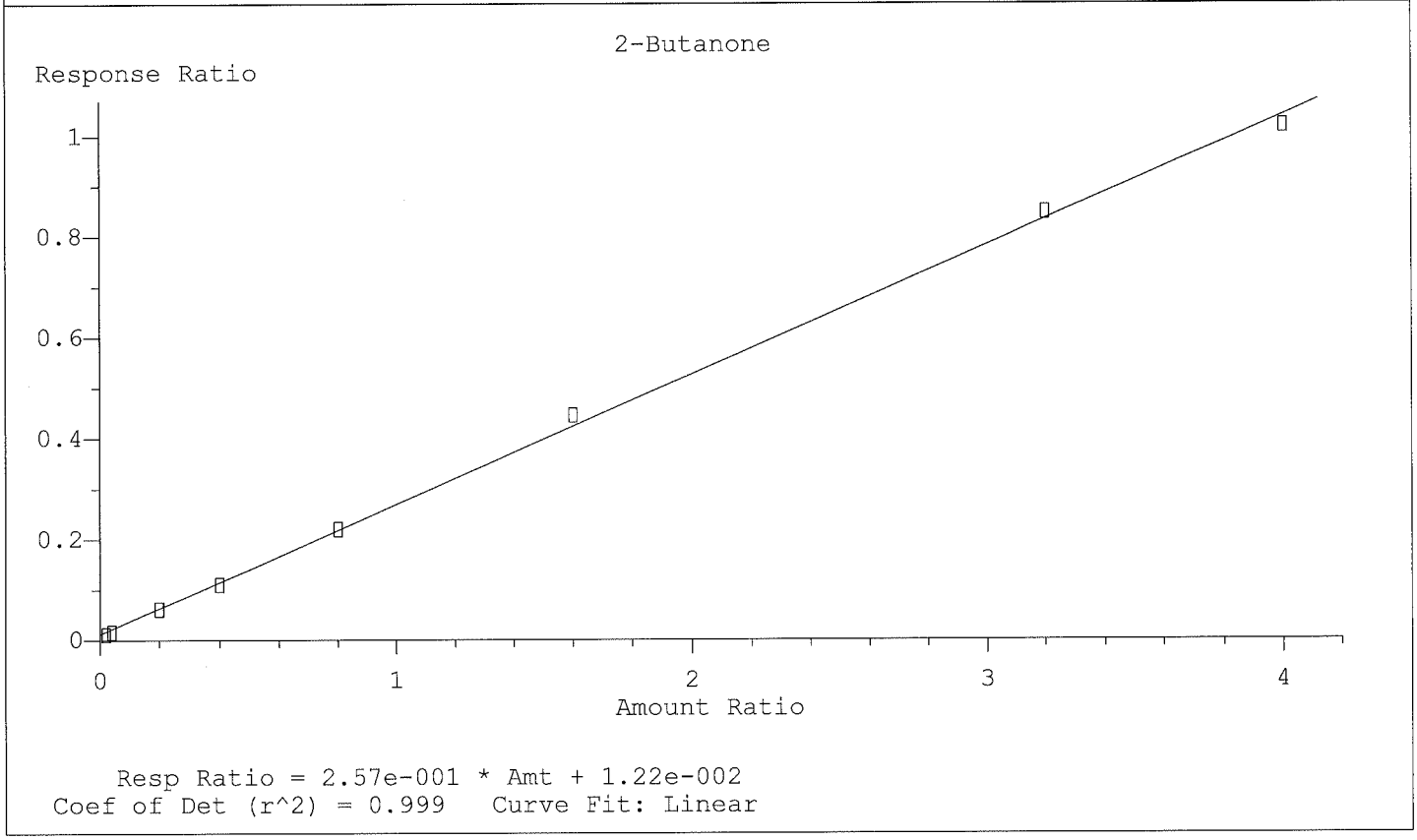

Resp Ratio = 2.57e-001 * Amt + 1.22e-002
Coef of Det (r^2) = 0.999 Curve Fit: Linear

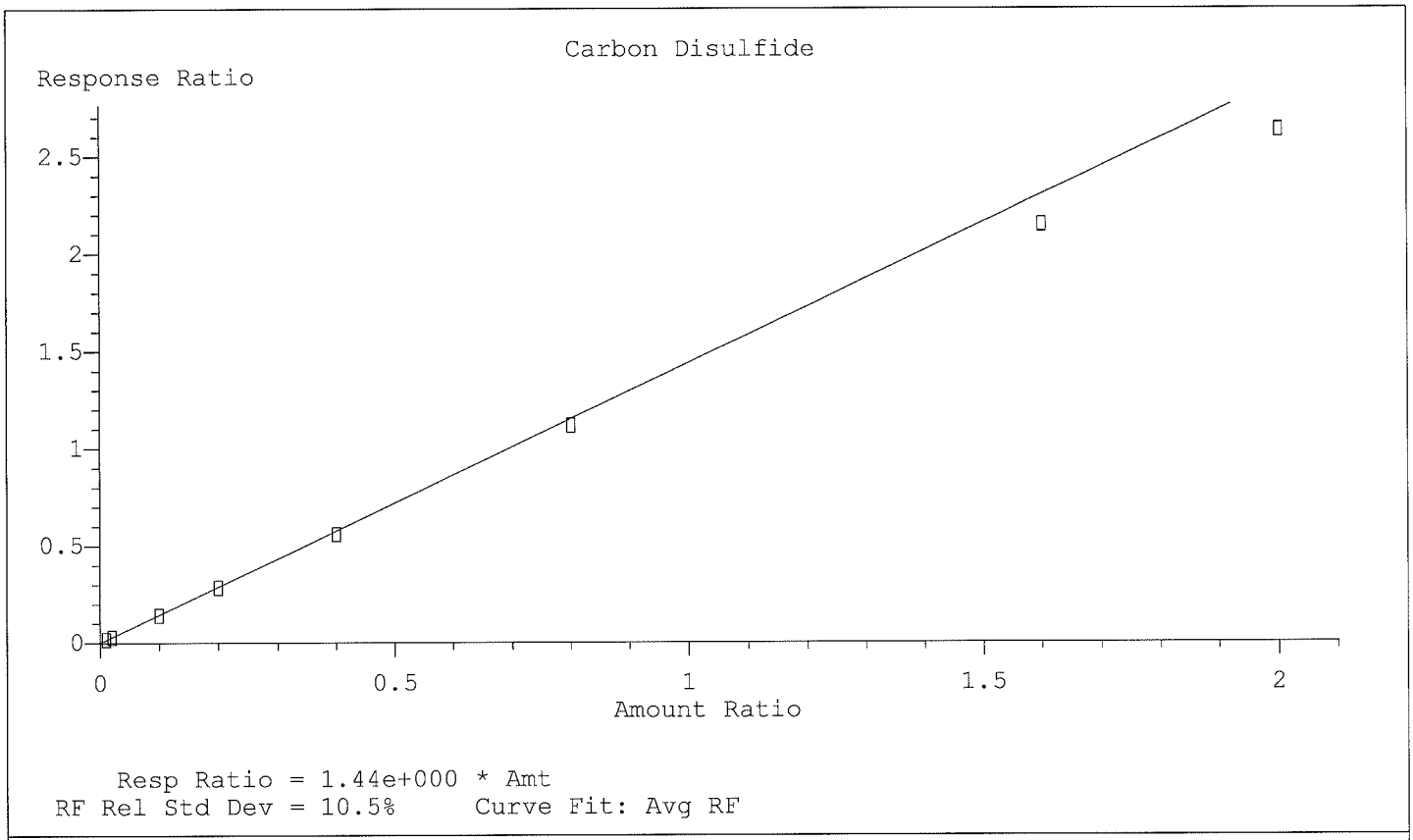

Resp Ratio = 1.44e+000 * Amt
RF Rel Std Dev = 10.5% Curve Fit: Avg RF

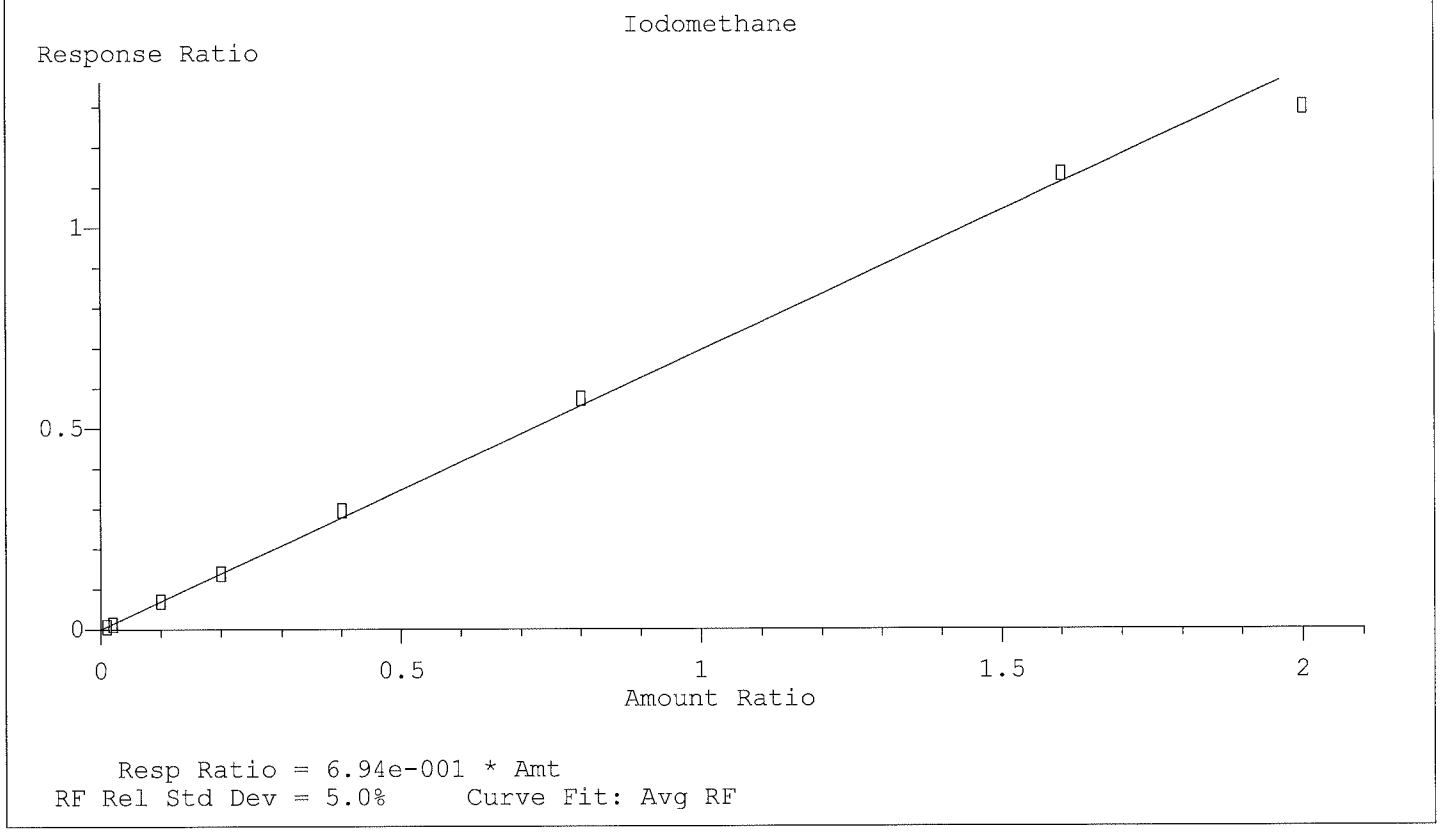

Resp Ratio = 6.94e-001 * Amt
RF Rel Std Dev = 5.0% Curve Fit: Avg RF

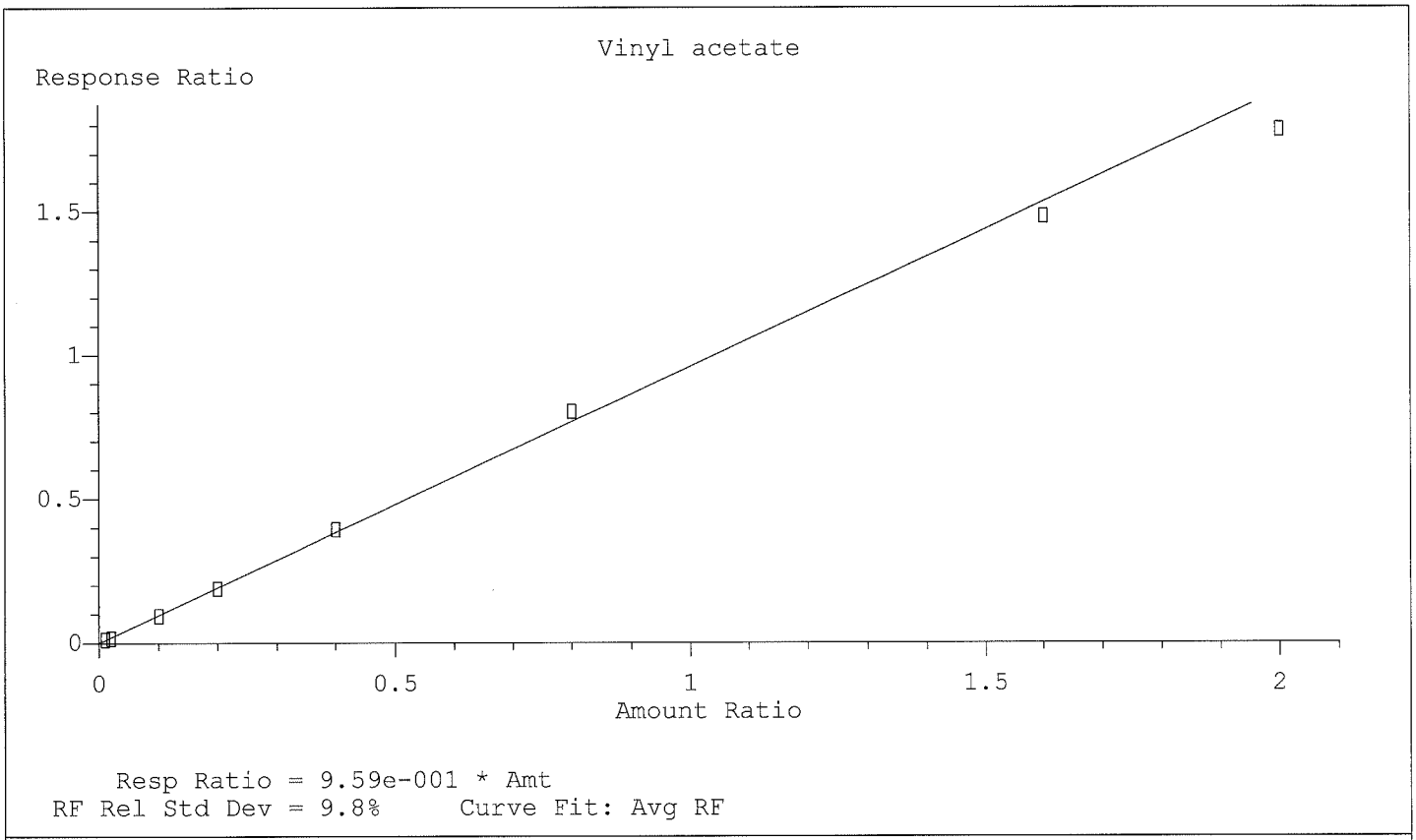

Resp Ratio = 9.59e-001 * Amt
RF Rel Std Dev = 9.8% Curve Fit: Avg RF

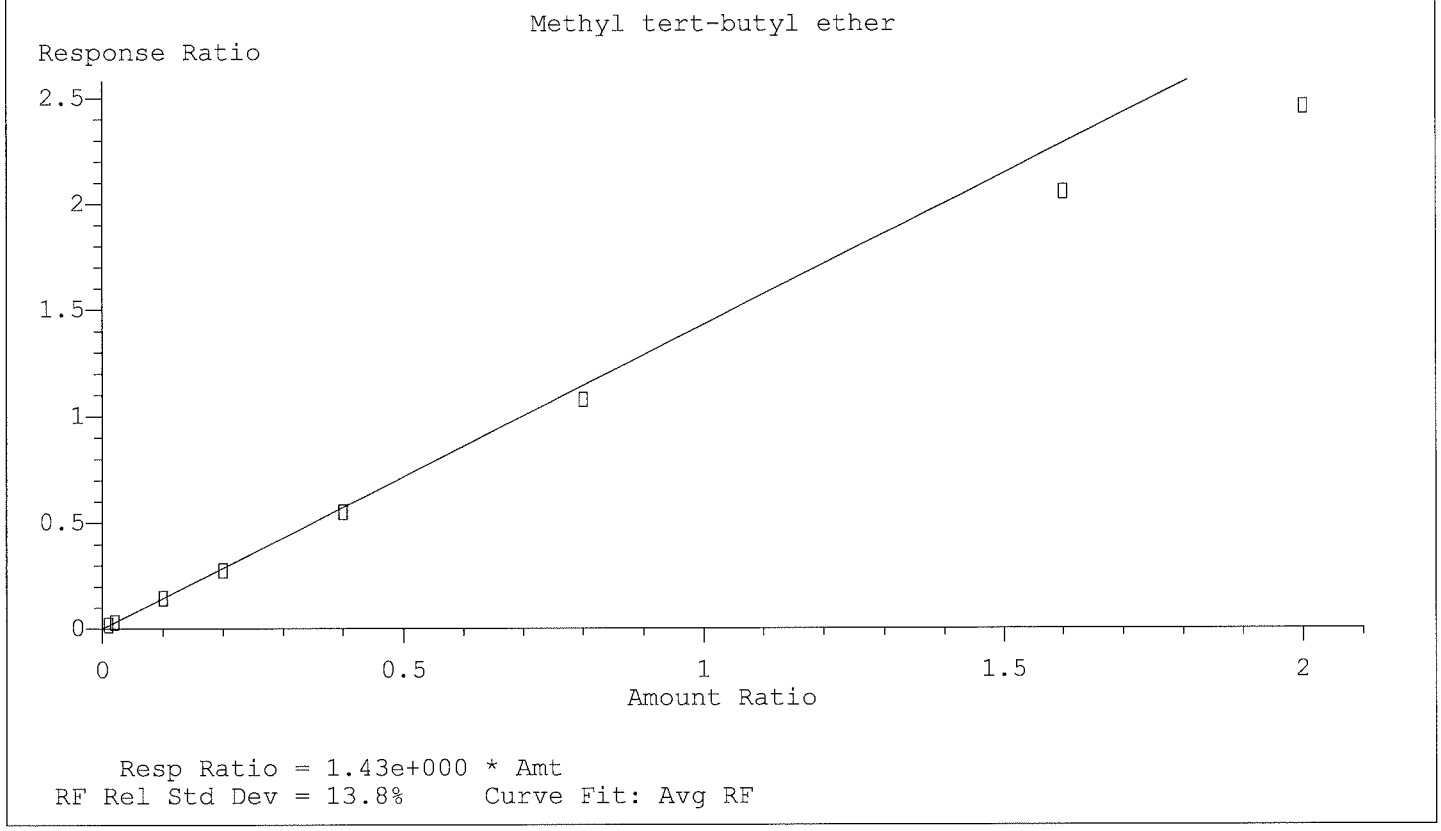

Resp Ratio = 1.43e+000 * Amt
RF Rel Std Dev = 13.8% Curve Fit: Avg RF

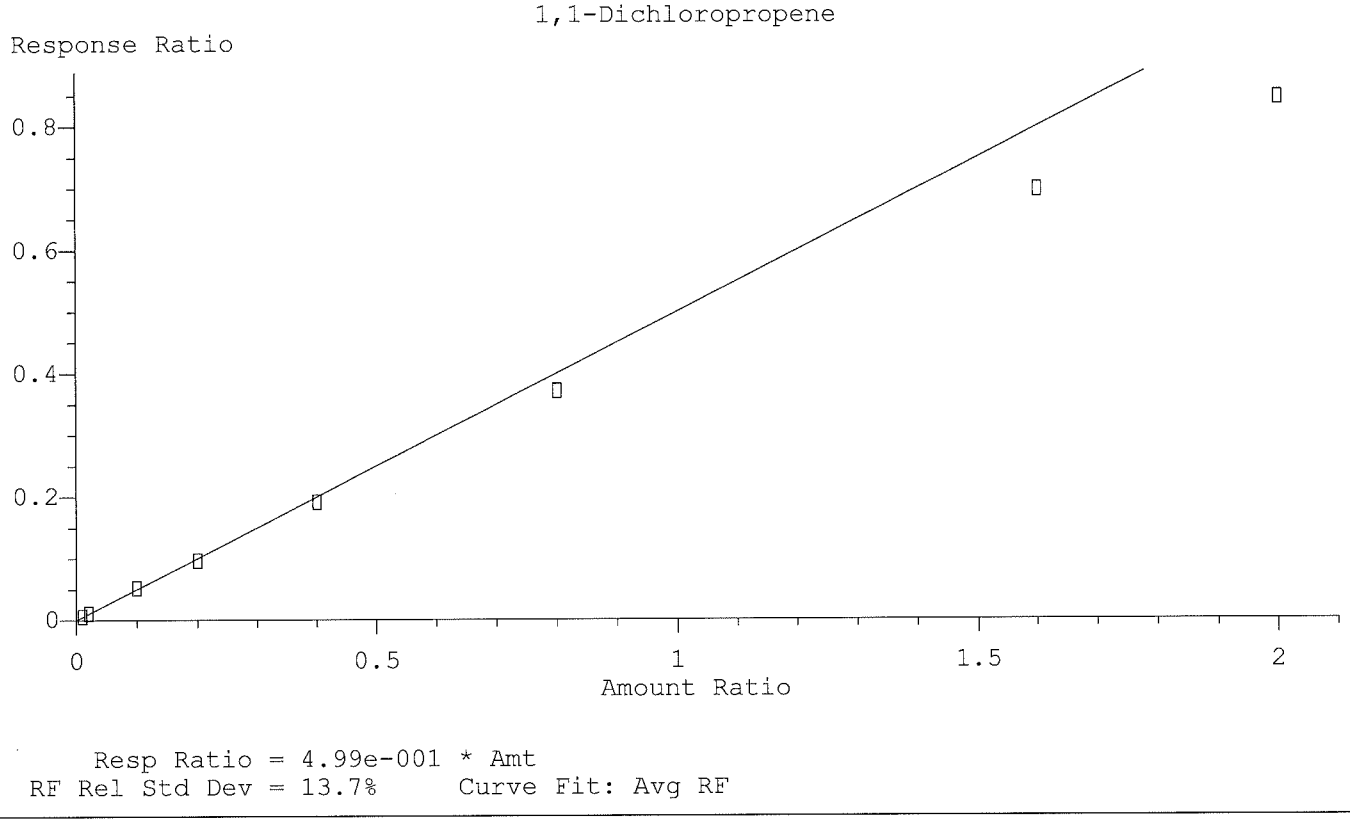

Resp Ratio = 4.99e-001 * Amt
RF Rel Std Dev = 13.7% Curve Fit: Avg RF

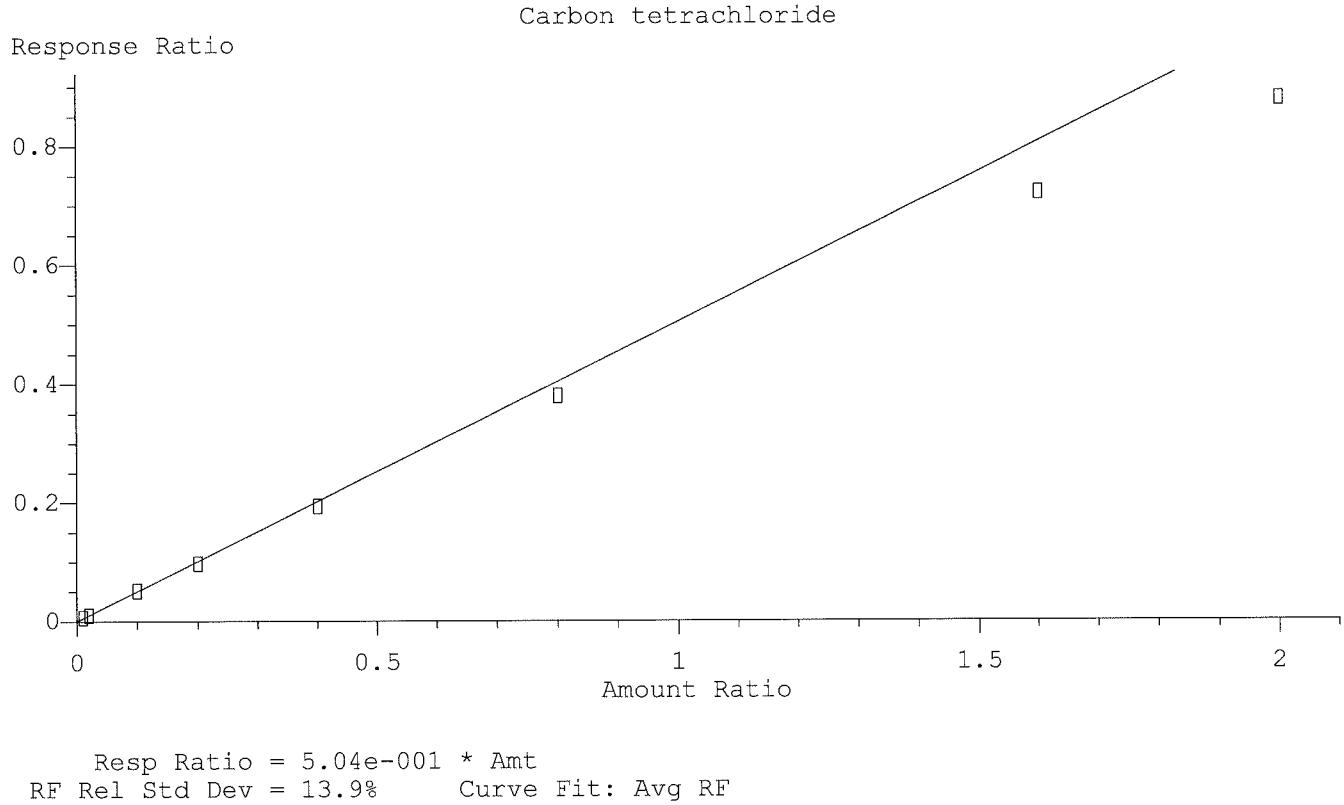

Resp Ratio = 5.04e-001 * Amt
RF Rel Std Dev = 13.9% Curve Fit: Avg RF

Calibration Plot Report

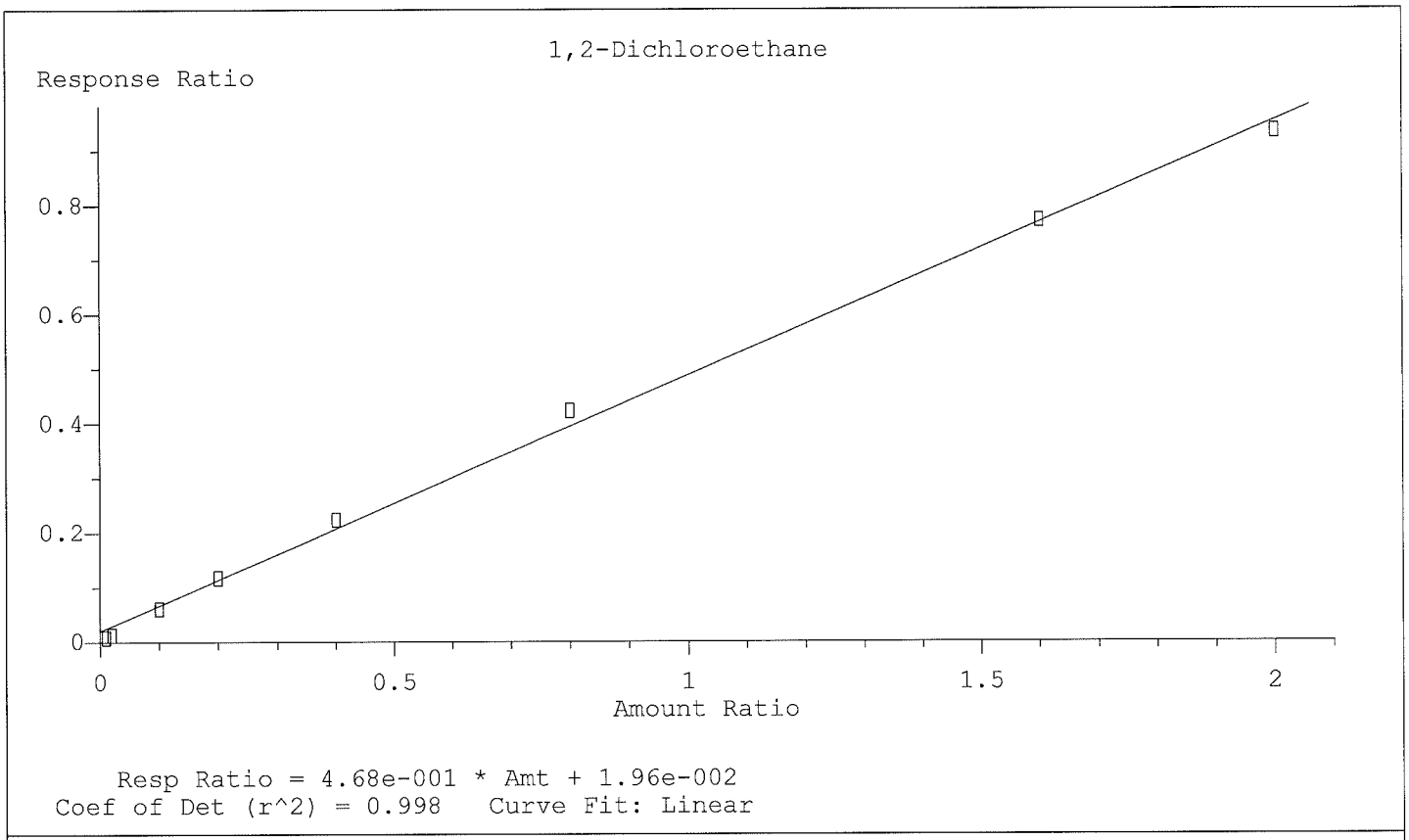

Resp Ratio = 4.68e-001 * Amt + 1.96e-002
Coef of Det (r^2) = 0.998 Curve Fit: Linear

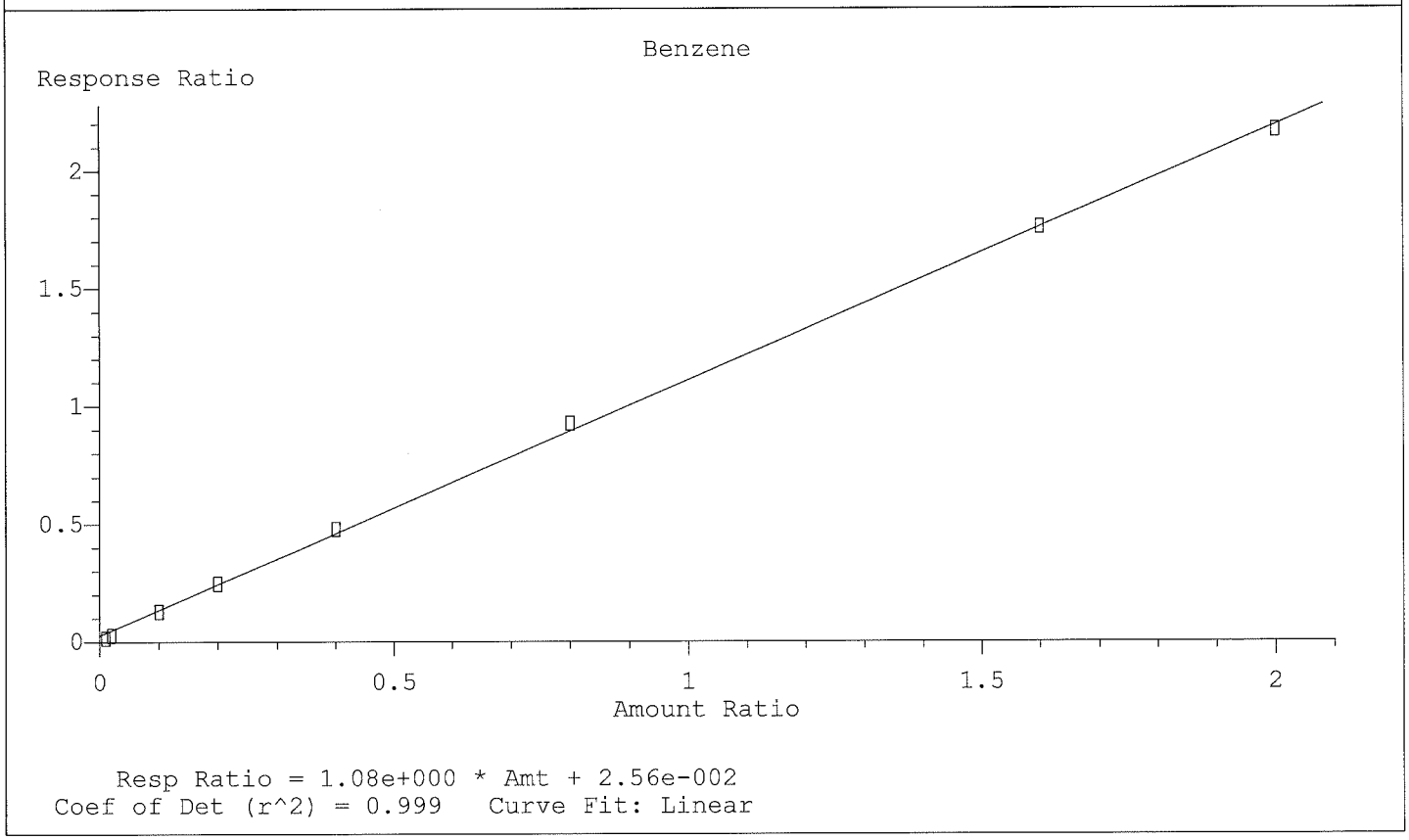

Resp Ratio = 1.08e+000 * Amt + 2.56e-002
Coef of Det (r^2) = 0.999 Curve Fit: Linear

Calibration Plot Report

2,2,4-Trimethylpentane

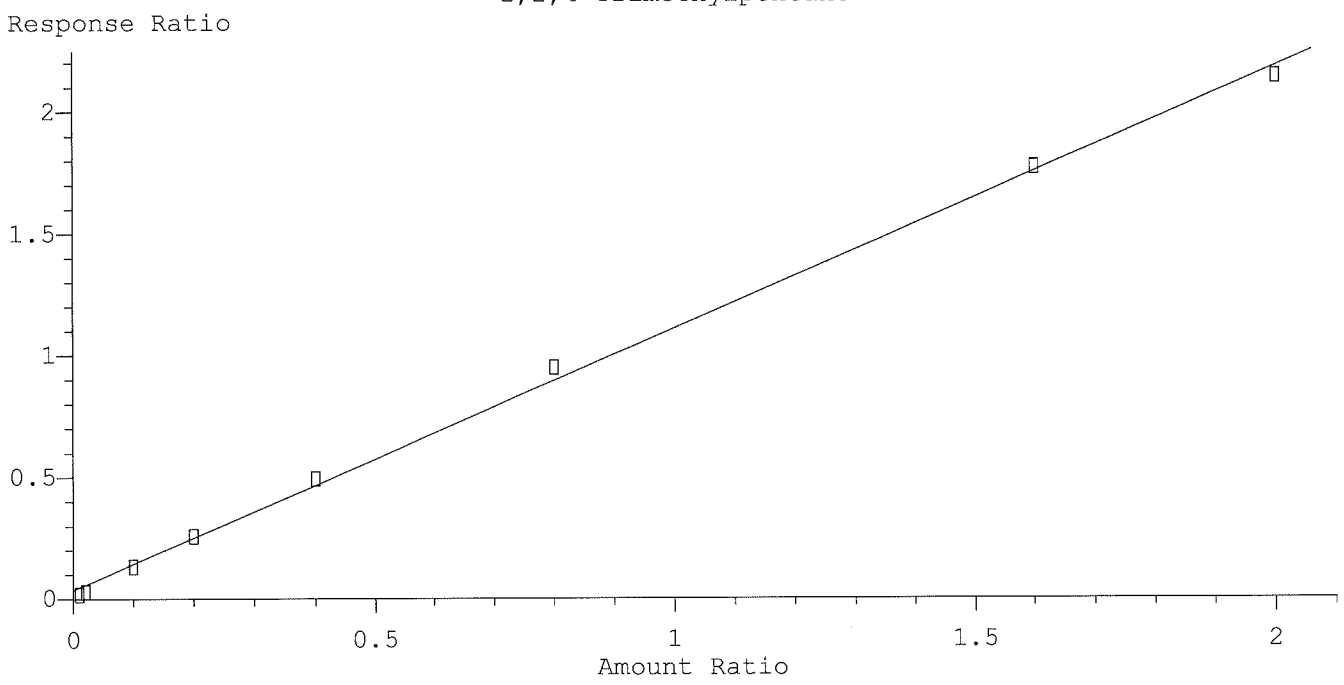

Resp Ratio = 1.07e+000 * Amt + 3.56e-002
Coef of Det (r^2) = 0.998 Curve Fit: Linear

n-Heptane

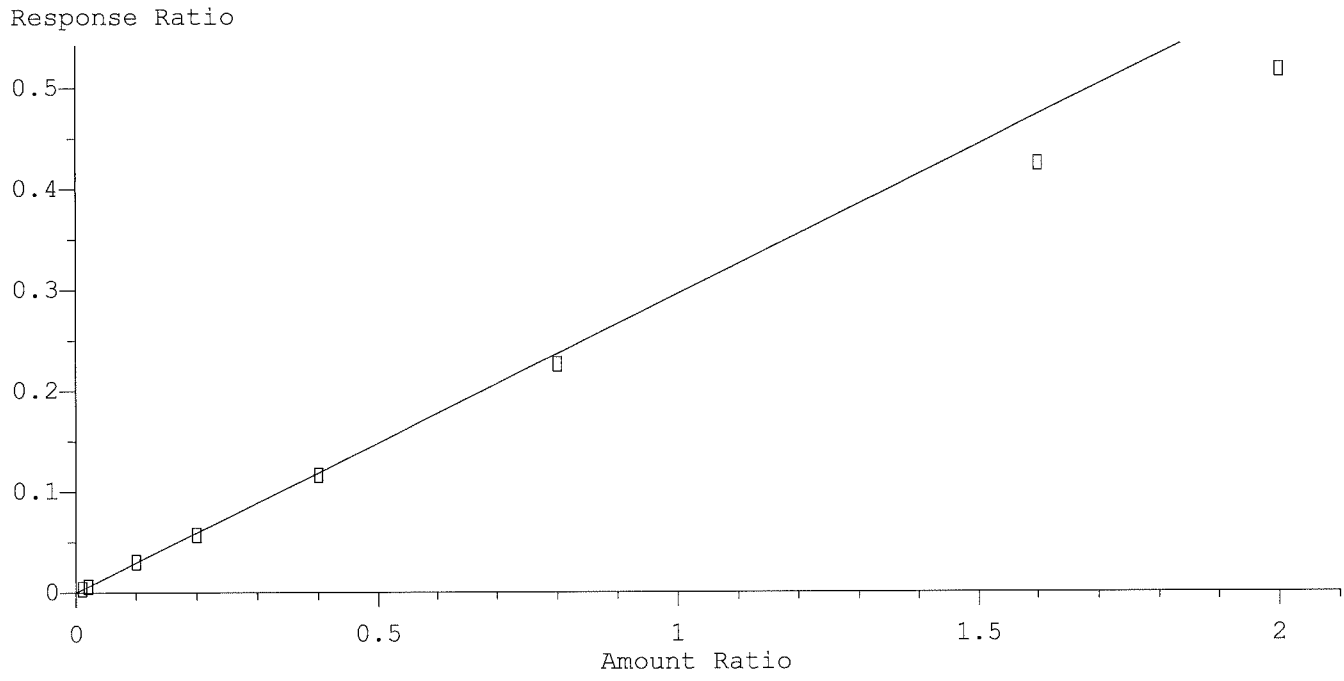

Resp Ratio = 2.95e-001 * Amt
RF Rel Std Dev = 11.8% Curve Fit: Avg RF

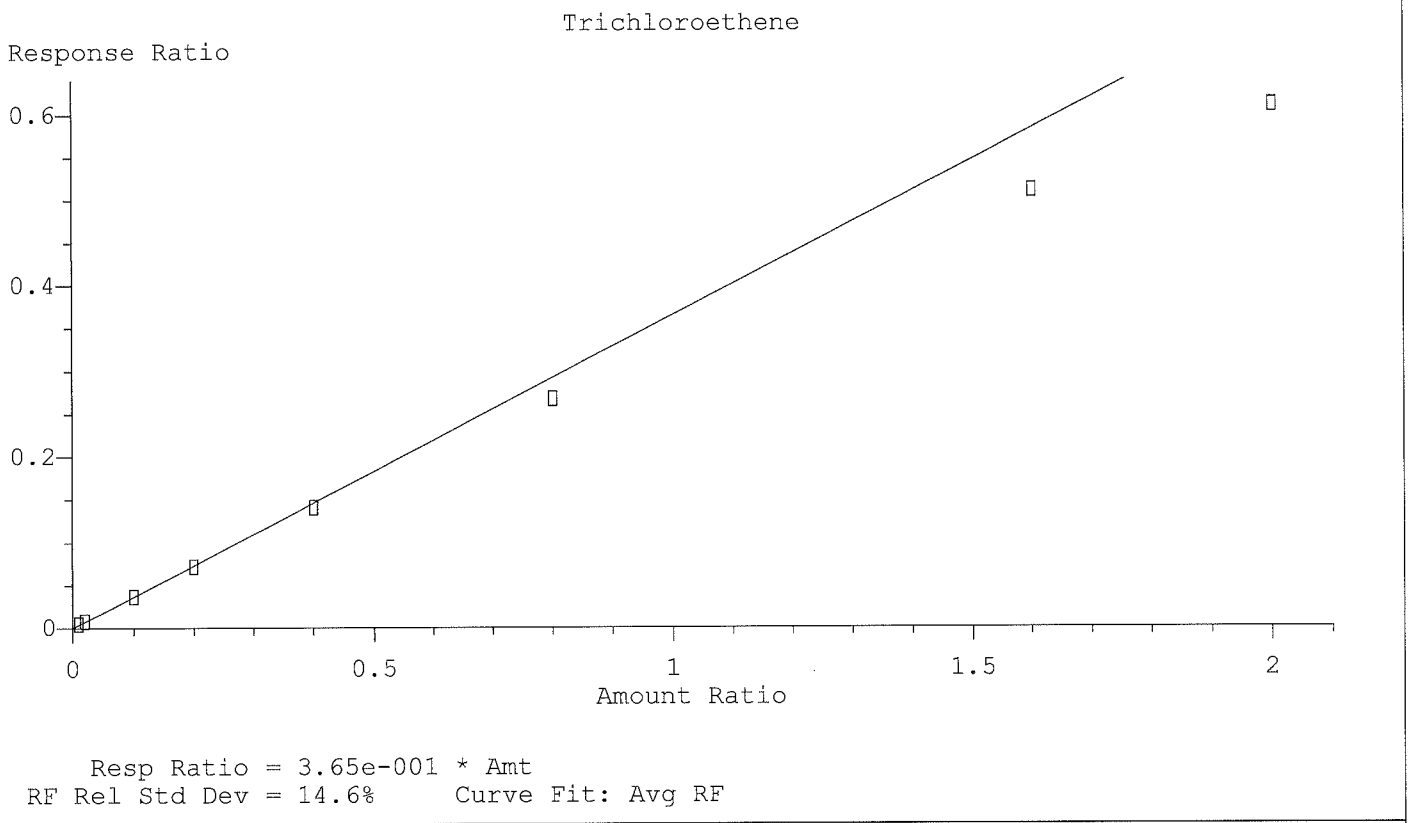

Resp Ratio = 3.65e-001 * Amt
RF Rel Std Dev = 14.6% Curve Fit: Avg RF

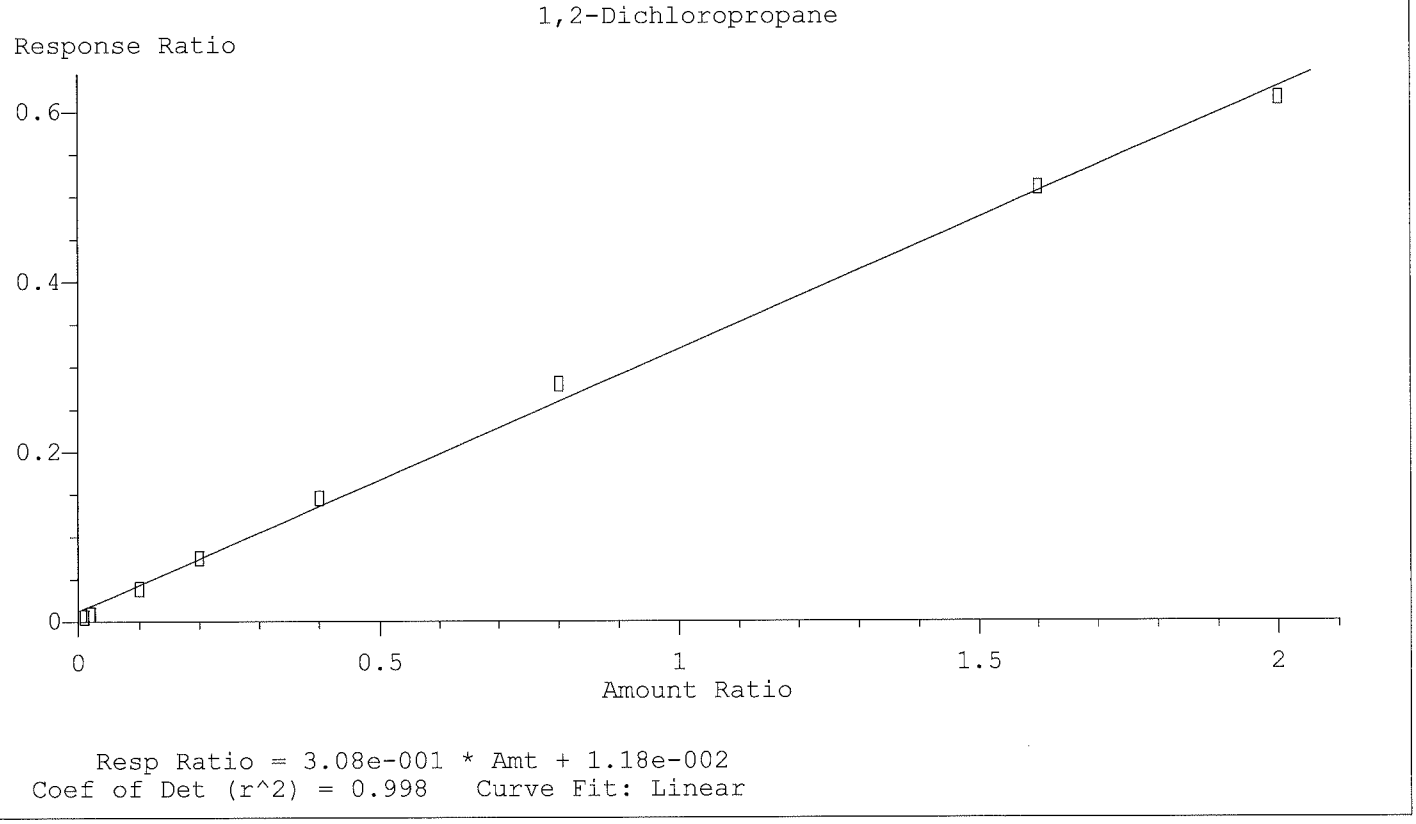

Resp Ratio = 3.08e-001 * Amt + 1.18e-002
Coef of Det (r^2) = 0.998 Curve Fit: Linear

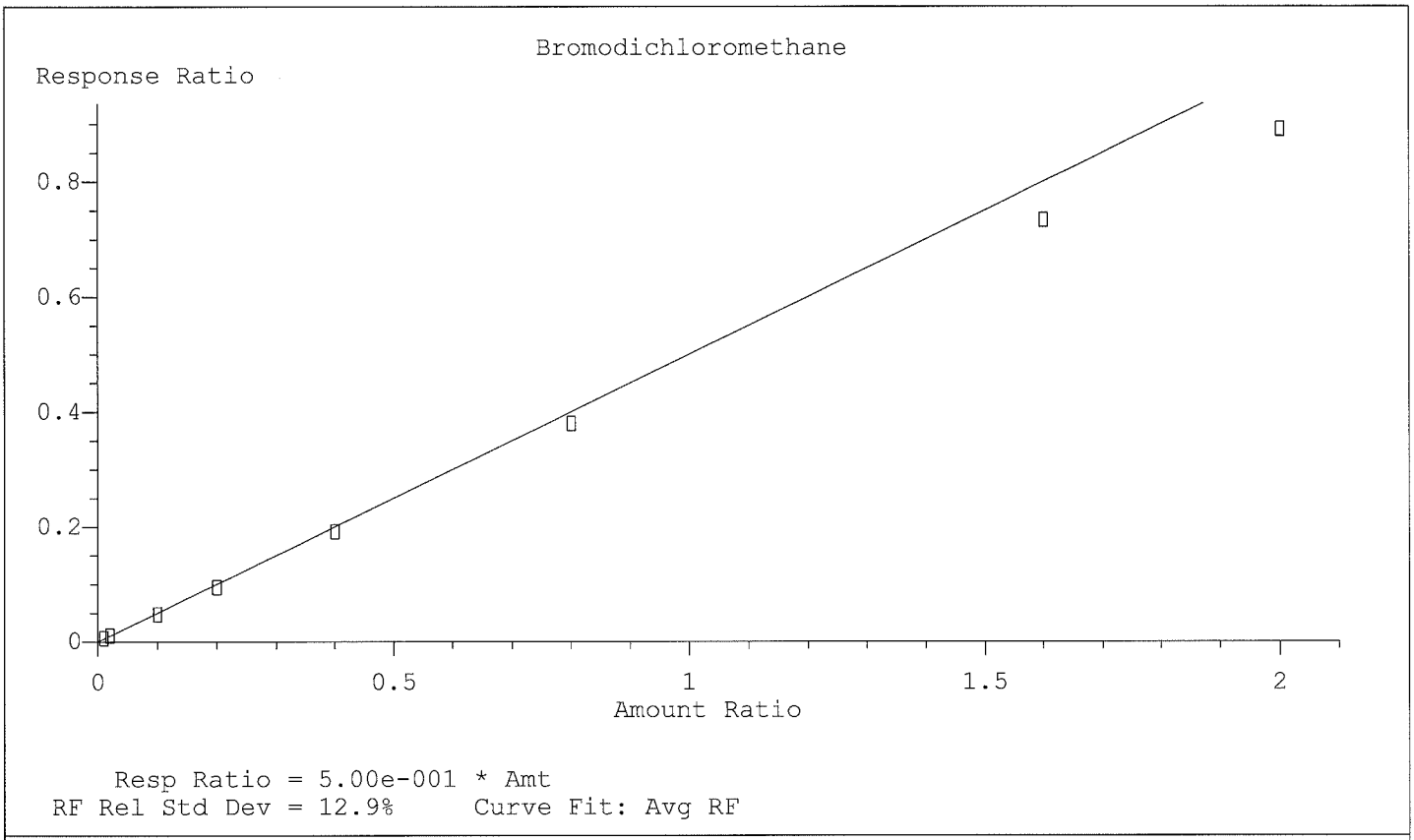

Resp Ratio = 5.00e-001 * Amt
RF Rel Std Dev = 12.9% Curve Fit: Avg RF

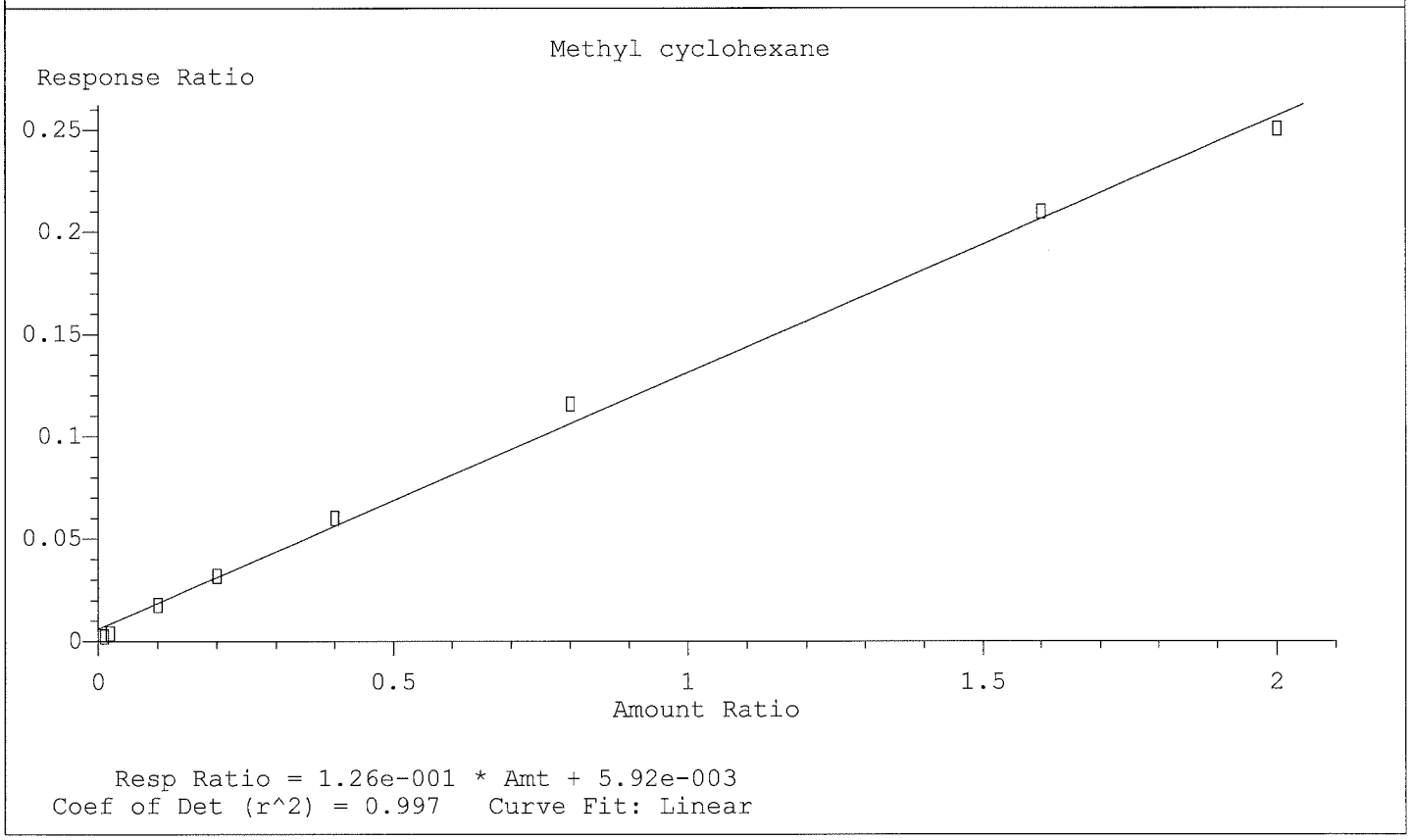

Resp Ratio = 1.26e-001 * Amt + 5.92e-003
Coef of Det (r^2) = 0.997 Curve Fit: Linear

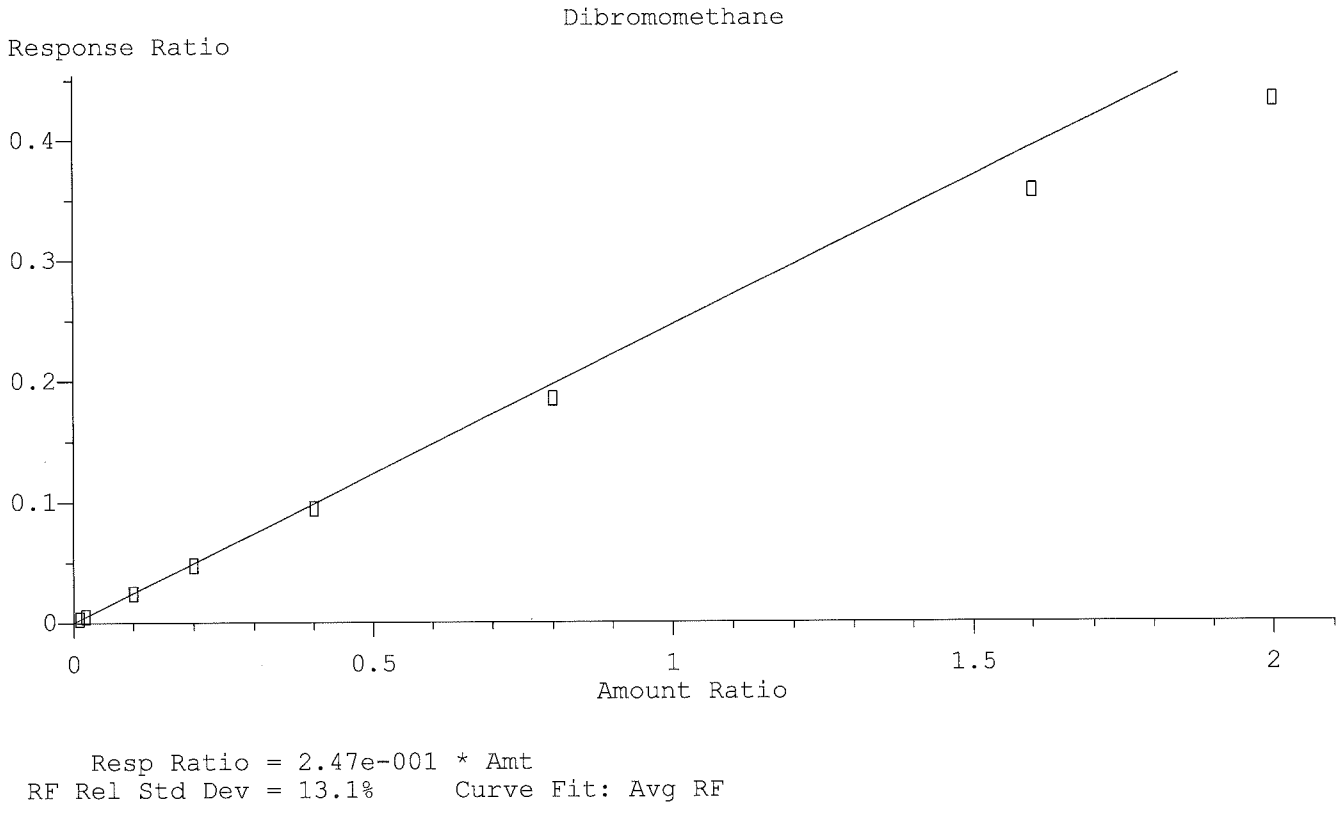

Resp Ratio = 2.47e-001 * Amt
RF Rel Std Dev = 13.1% Curve Fit: Avg RF

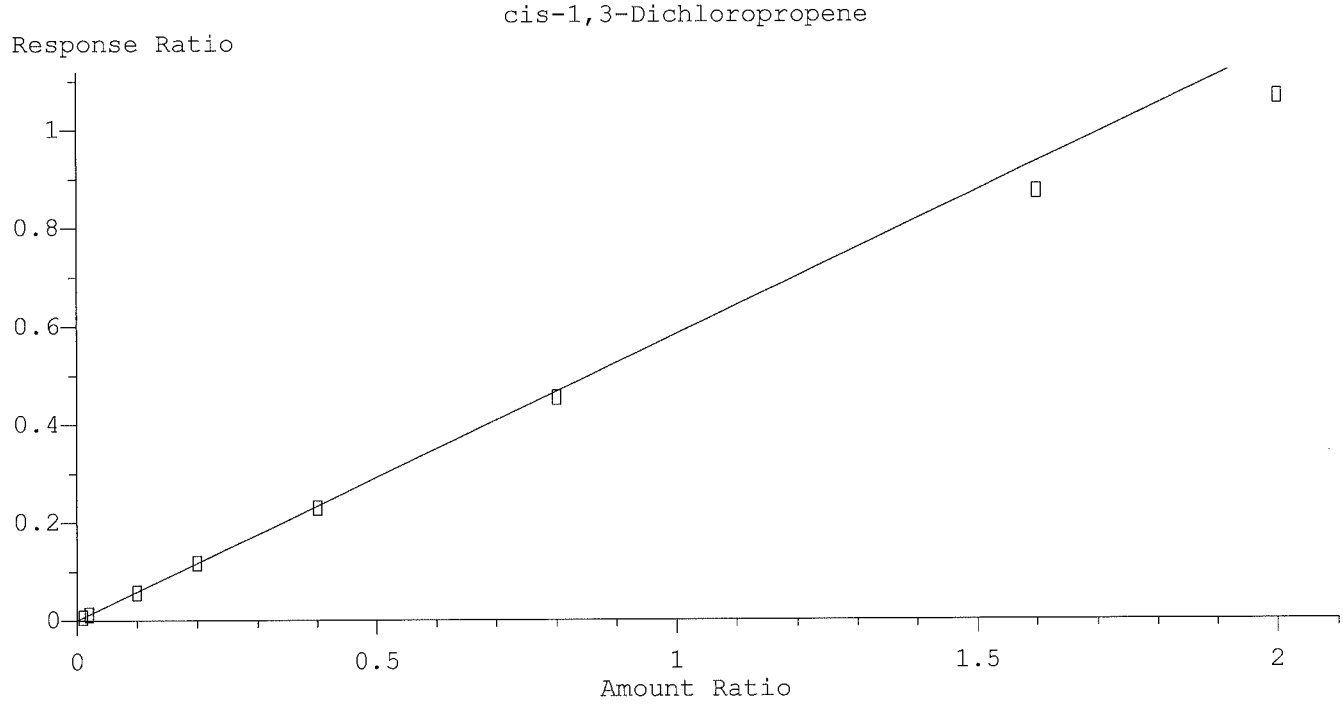

Resp Ratio = 5.83e-001 * Amt
RF Rel Std Dev = 7.2% Curve Fit: Avg RF

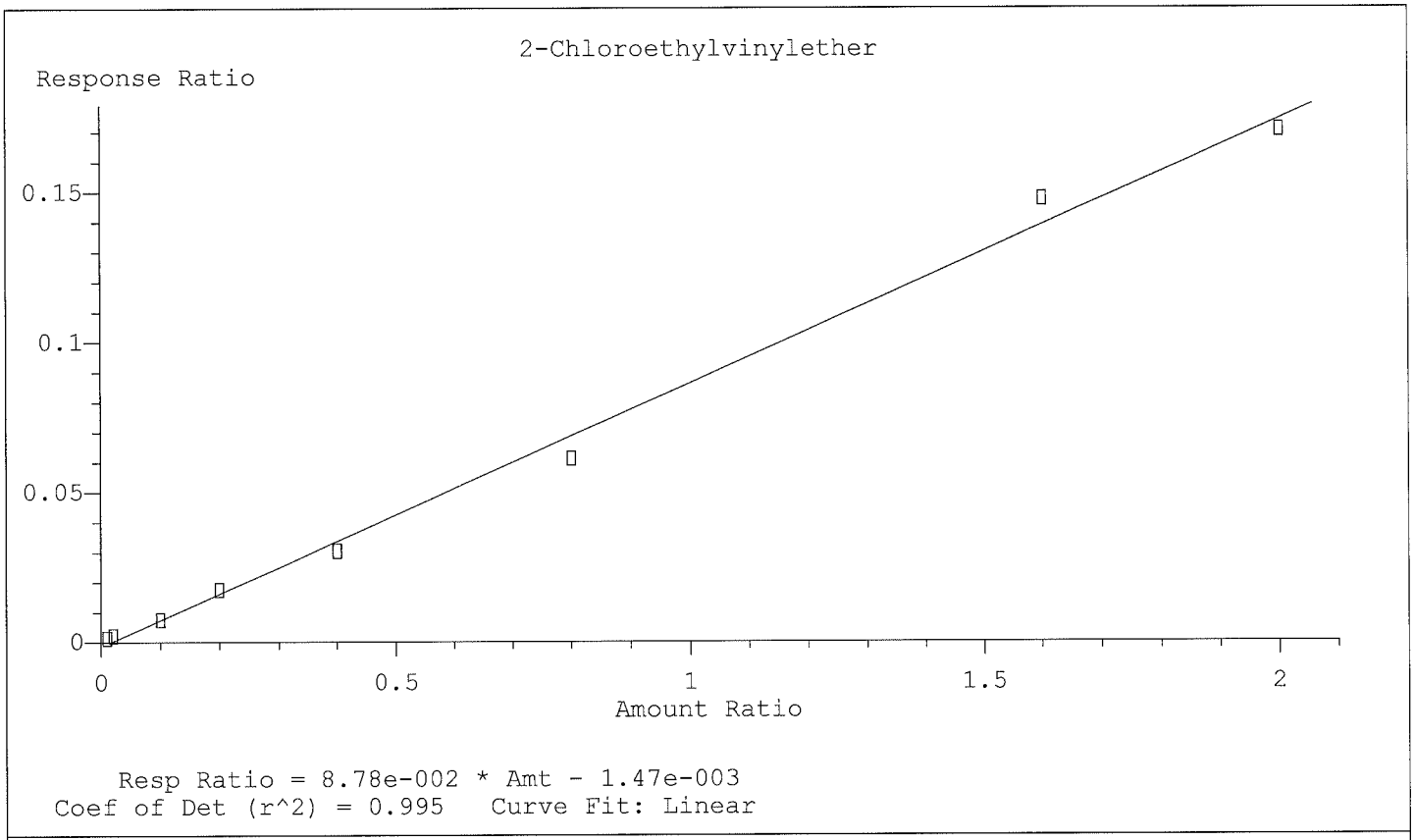

Resp Ratio = 8.78e-002 * Amt - 1.47e-003
Coef of Det (r^2) = 0.995 Curve Fit: Linear

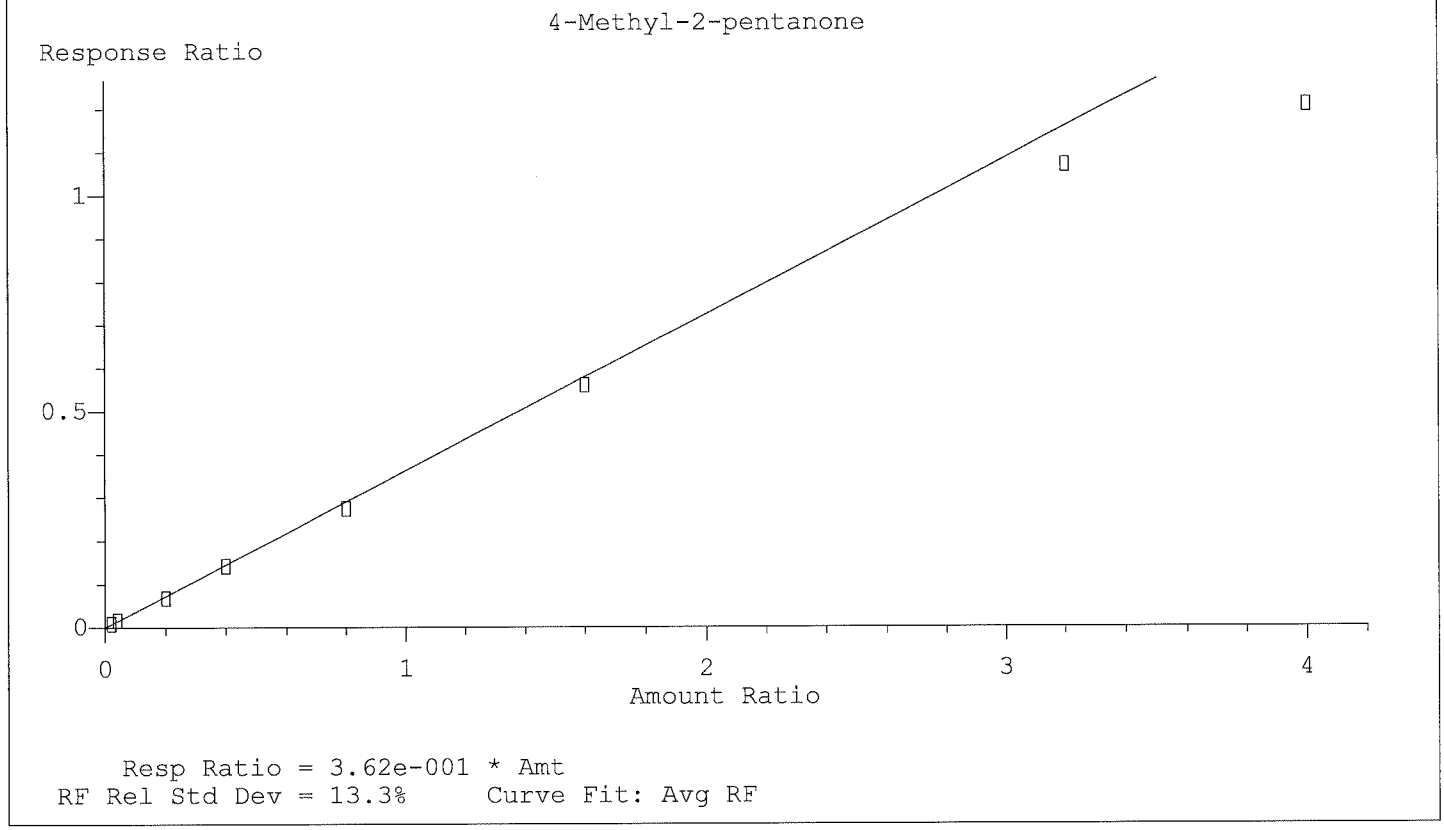

Resp Ratio = 3.62e-001 * Amt
RF Rel Std Dev = 13.3% Curve Fit: Avg RF

1,2-Dichloroethane-d4

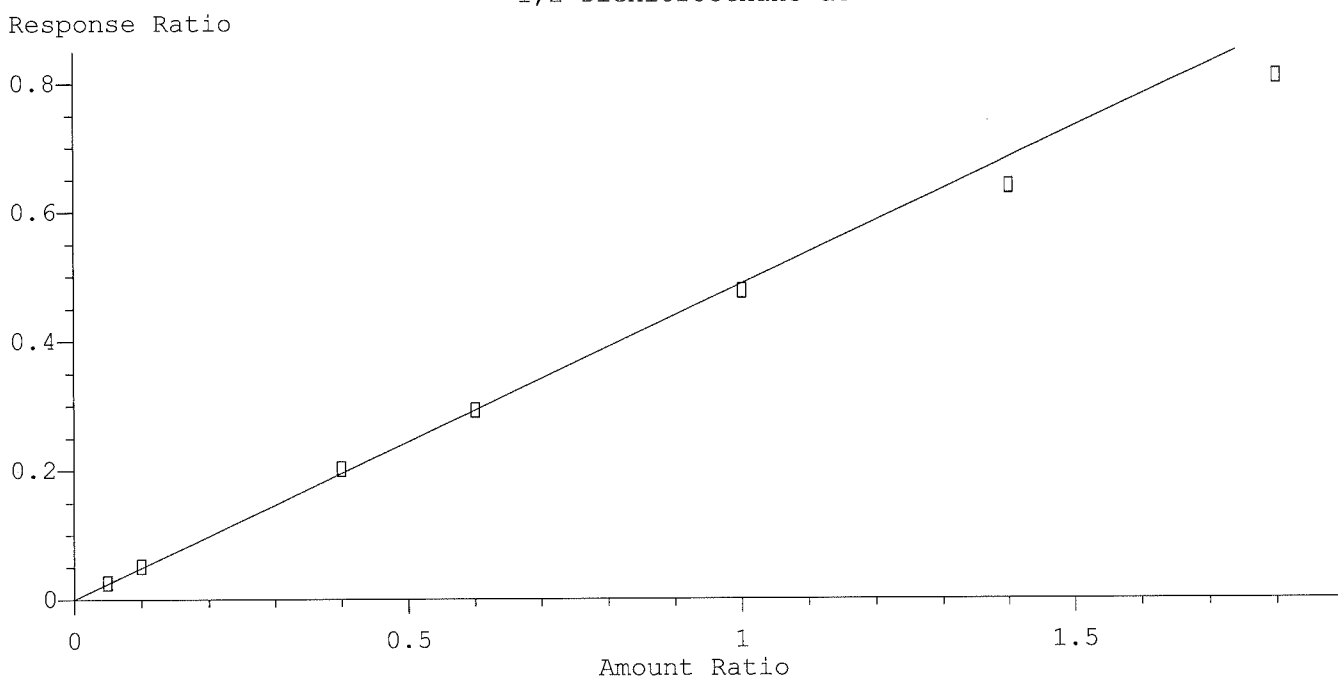

Resp Ratio = 4.89e-001 * Amt
RF Rel Std Dev = 5.9% Curve Fit: Avg RF

Toluene-d8

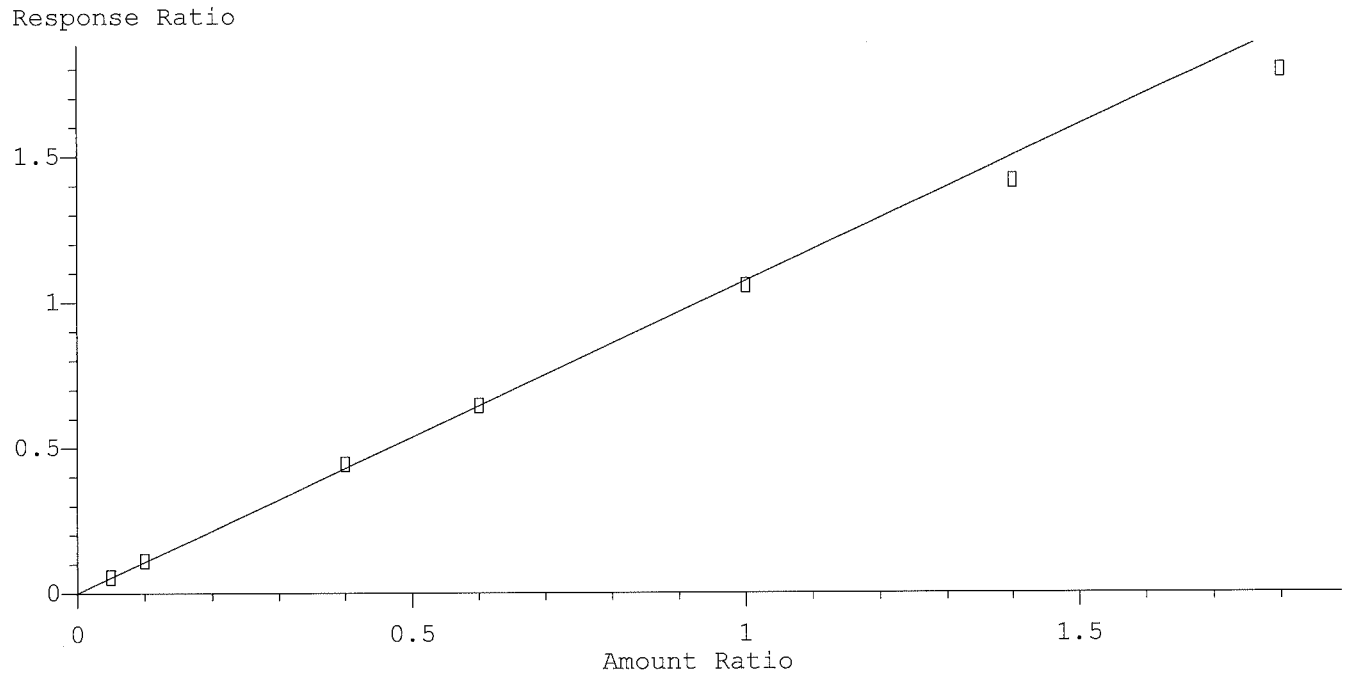

Resp Ratio = 1.07e+000 * Amt
RF Rel Std Dev = 4.9% Curve Fit: Avg RF

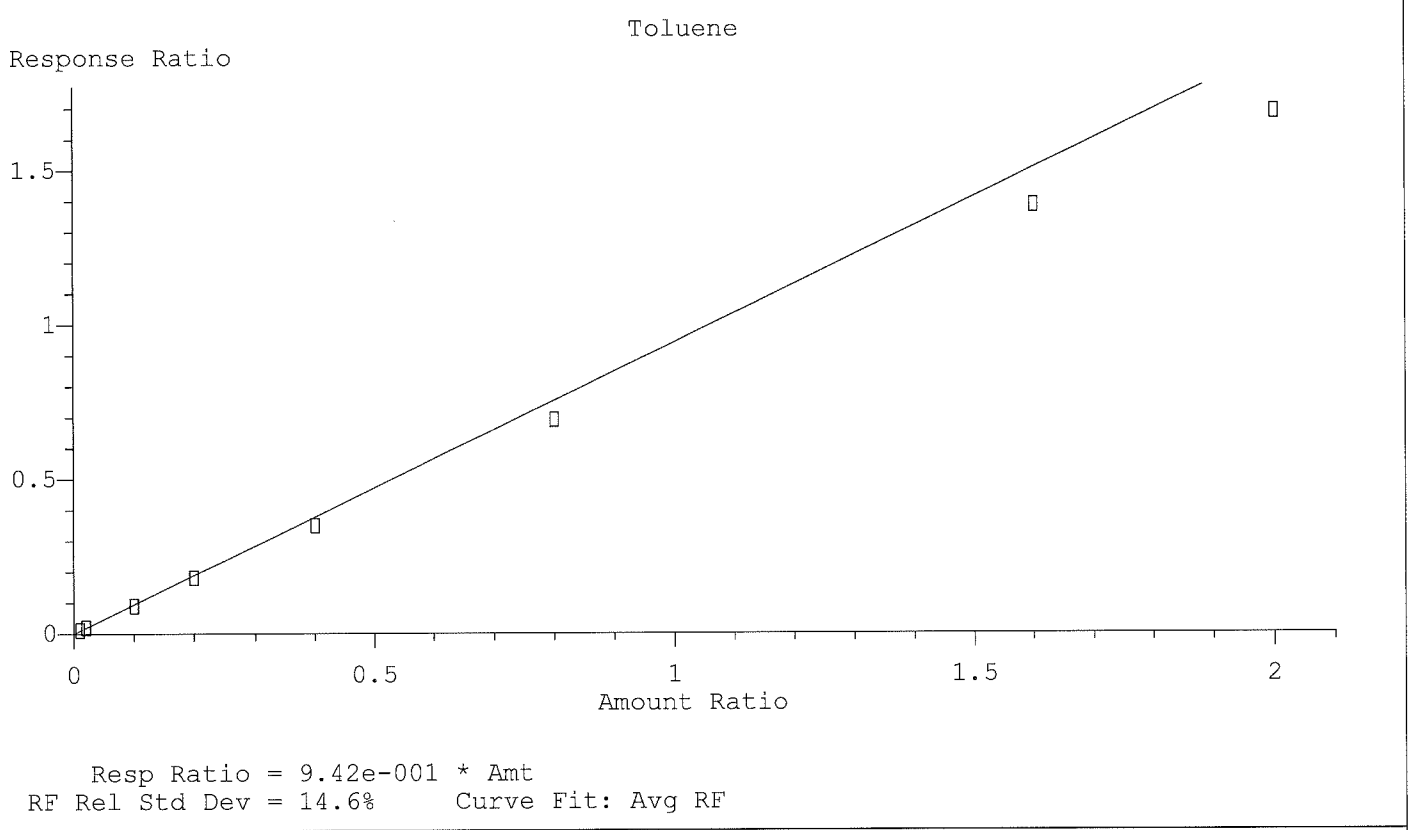

Resp Ratio = 9.42e-001 * Amt
RF Rel Std Dev = 14.6% Curve Fit: Avg RF

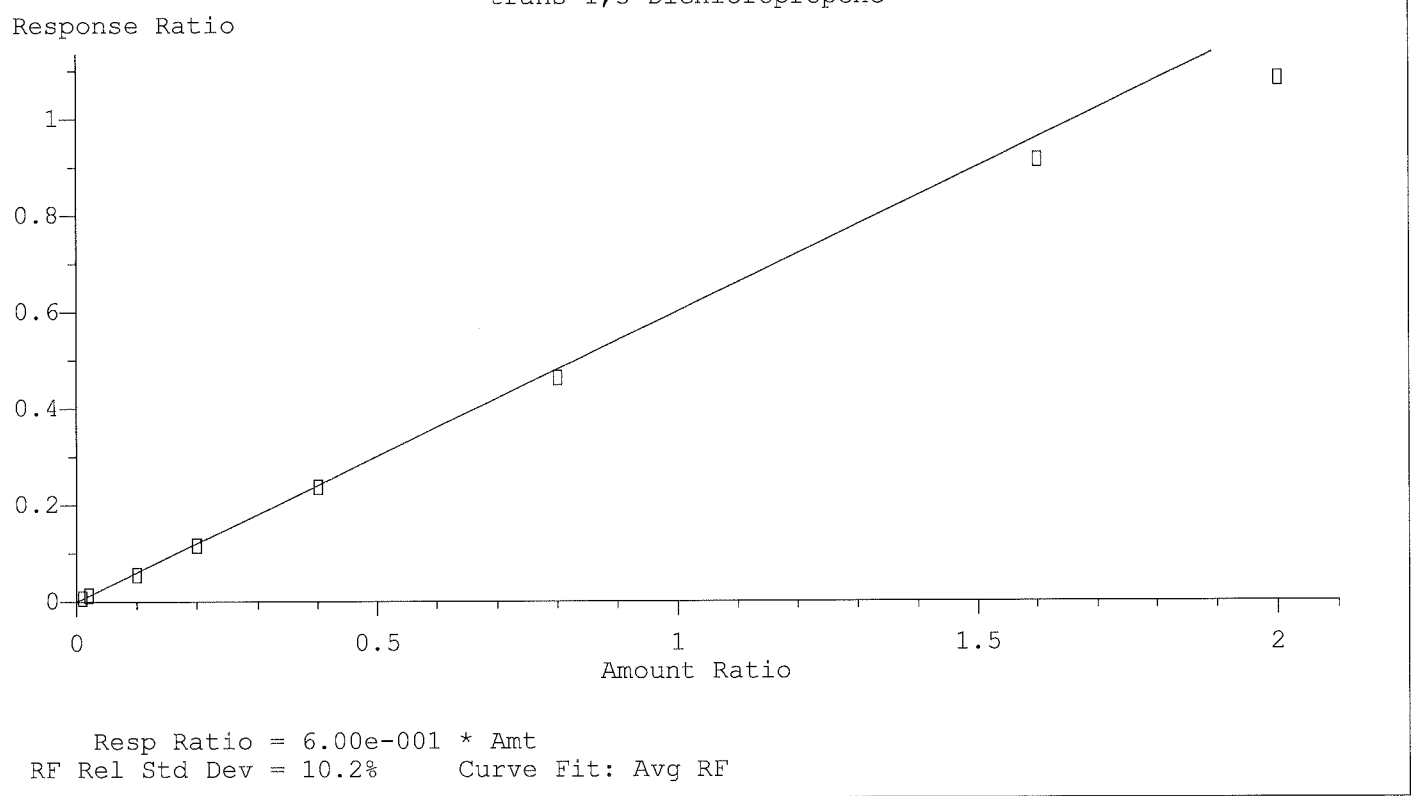

Resp Ratio = 6.00e-001 * Amt
RF Rel Std Dev = 10.2% Curve Fit: Avg RF

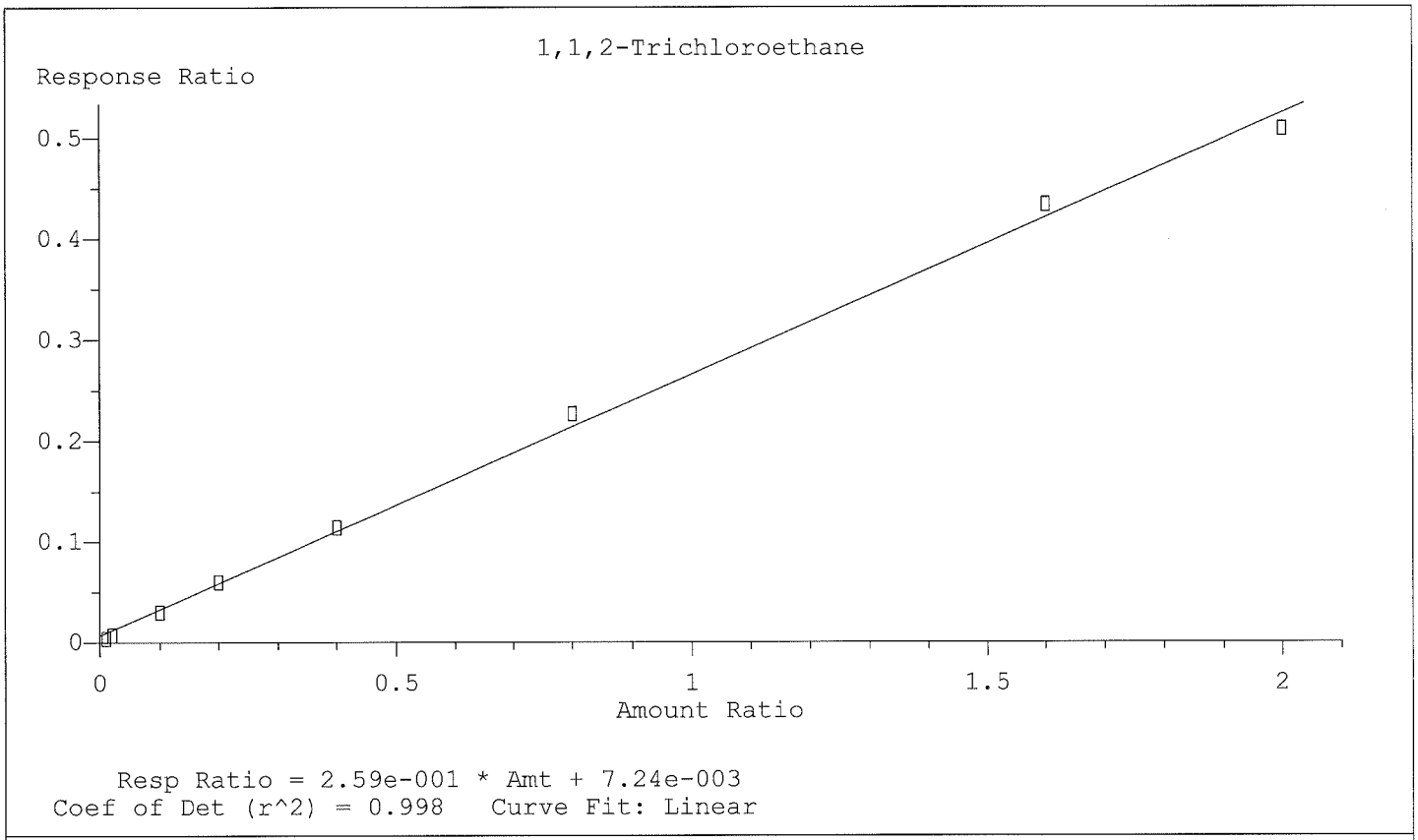

Resp Ratio = 2.59e-001 * Amt + 7.24e-003
Coef of Det (r^2) = 0.998 Curve Fit: Linear

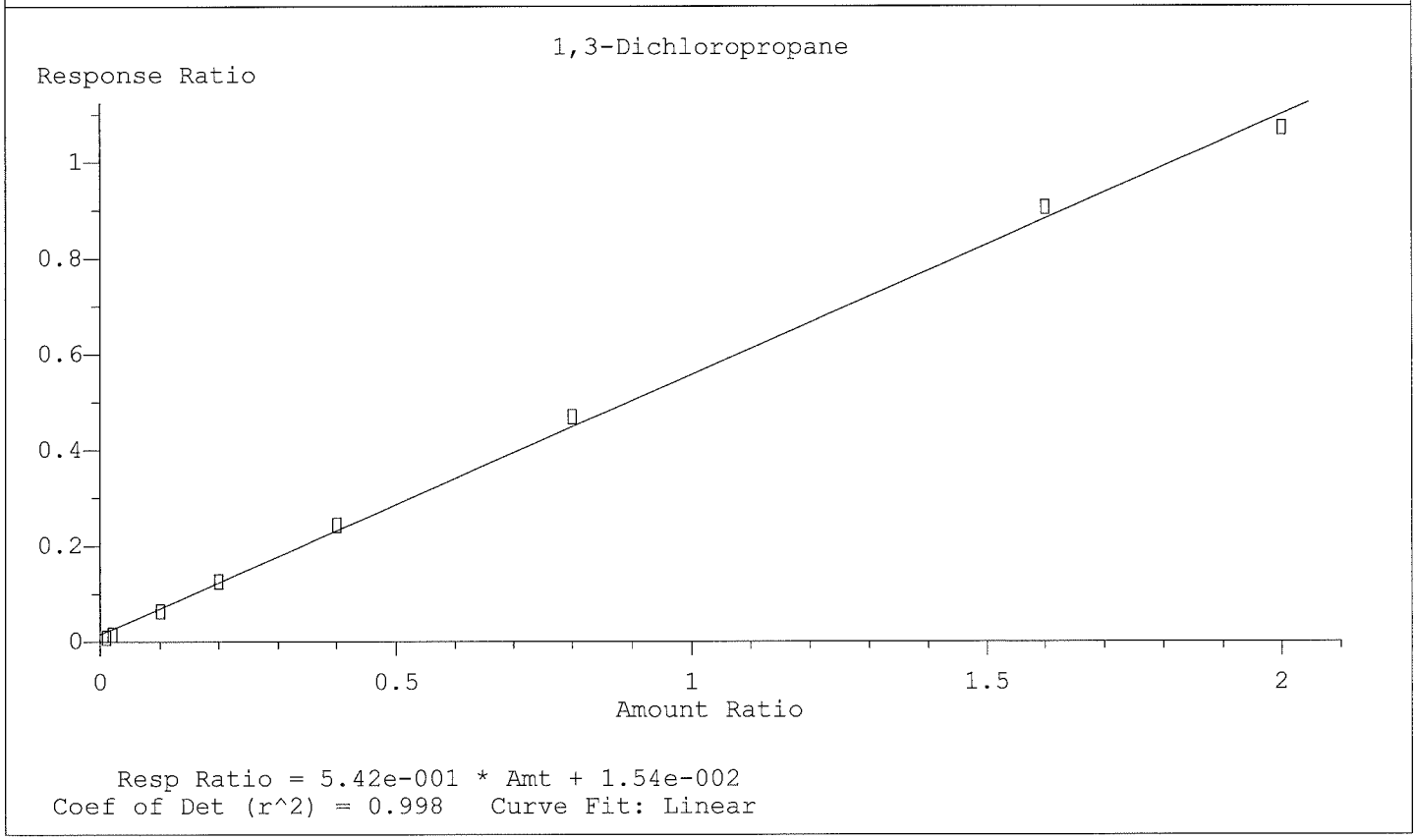

Resp Ratio = 5.42e-001 * Amt + 1.54e-002
Coef of Det (r^2) = 0.998 Curve Fit: Linear

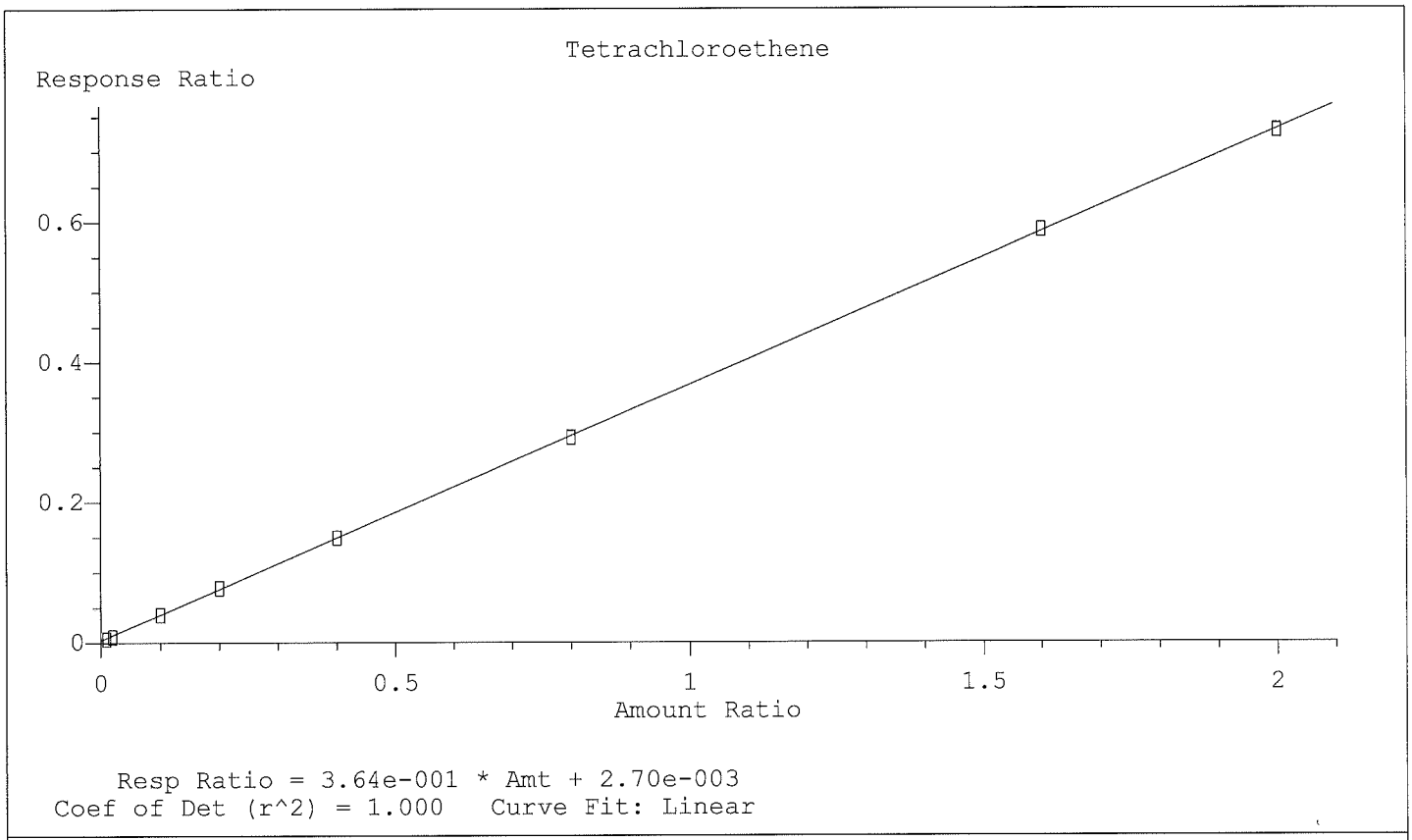

Resp Ratio = 3.64e-001 * Amt + 2.70e-003
Coef of Det (r^2) = 1.000 Curve Fit: Linear

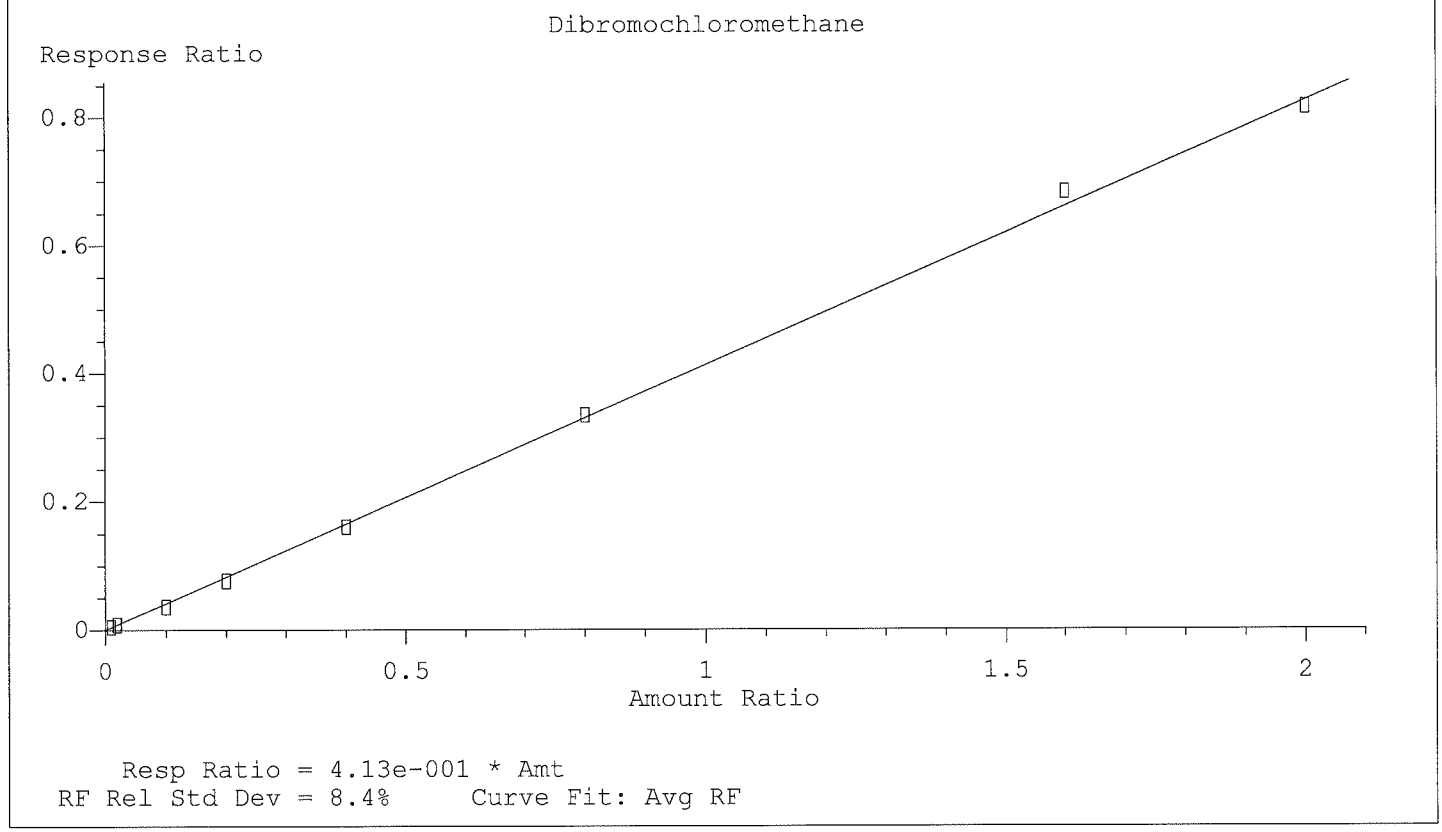

Resp Ratio = 4.13e-001 * Amt
RF Rel Std Dev = 8.4% Curve Fit: Avg RF

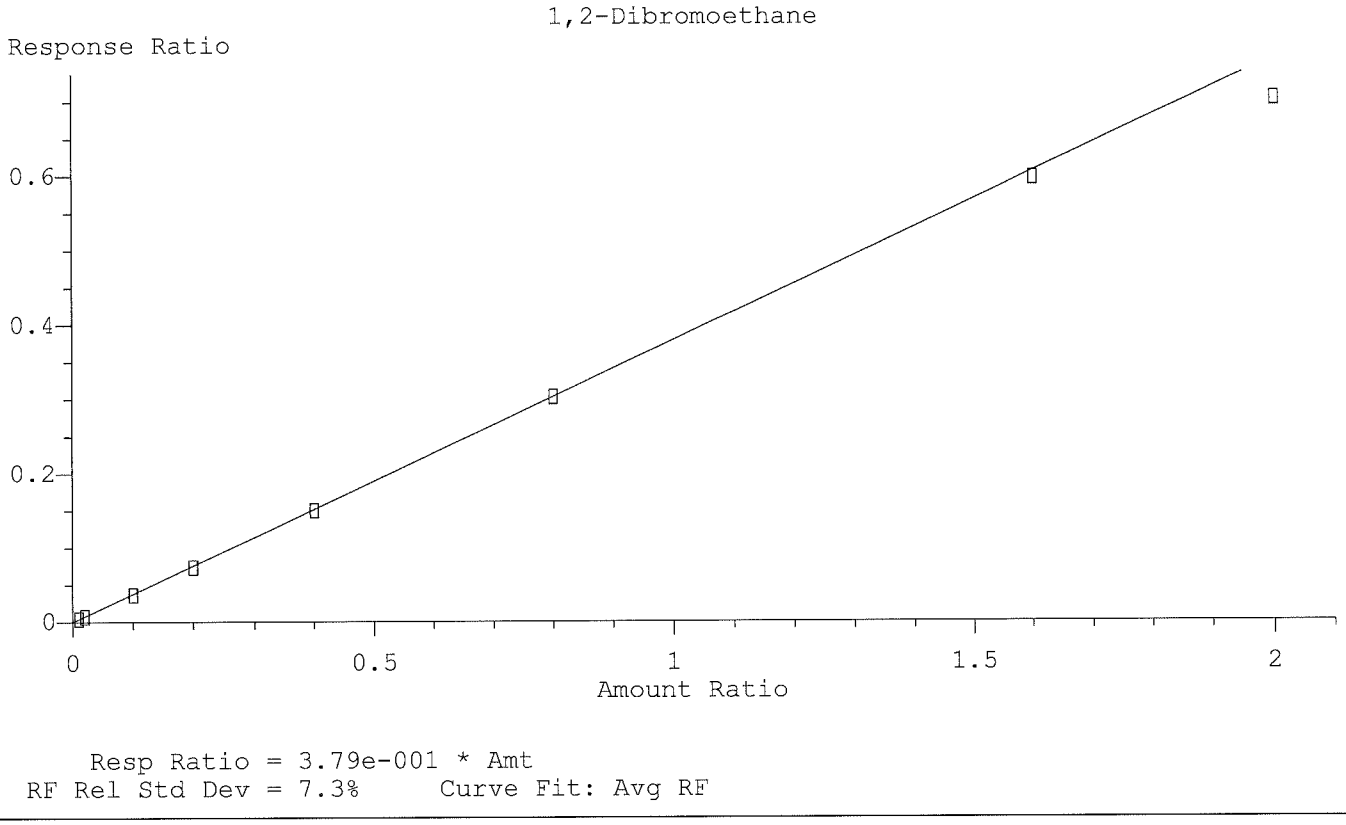

Resp Ratio = 3.79e-001 * Amt
RF Rel Std Dev = 7.3% Curve Fit: Avg RF

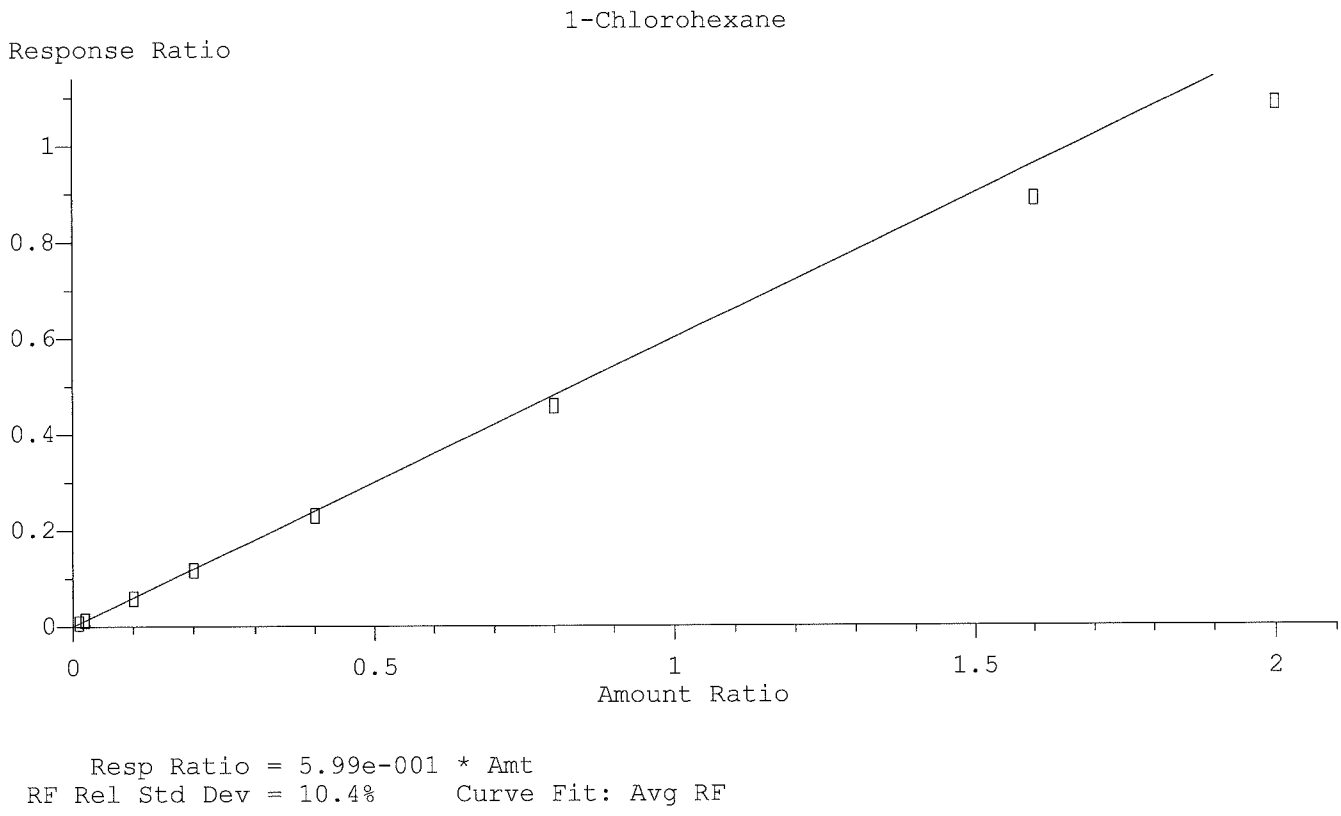

Resp Ratio = 5.99e-001 * Amt
RF Rel Std Dev = 10.4% Curve Fit: Avg RF

Chlorobenzene

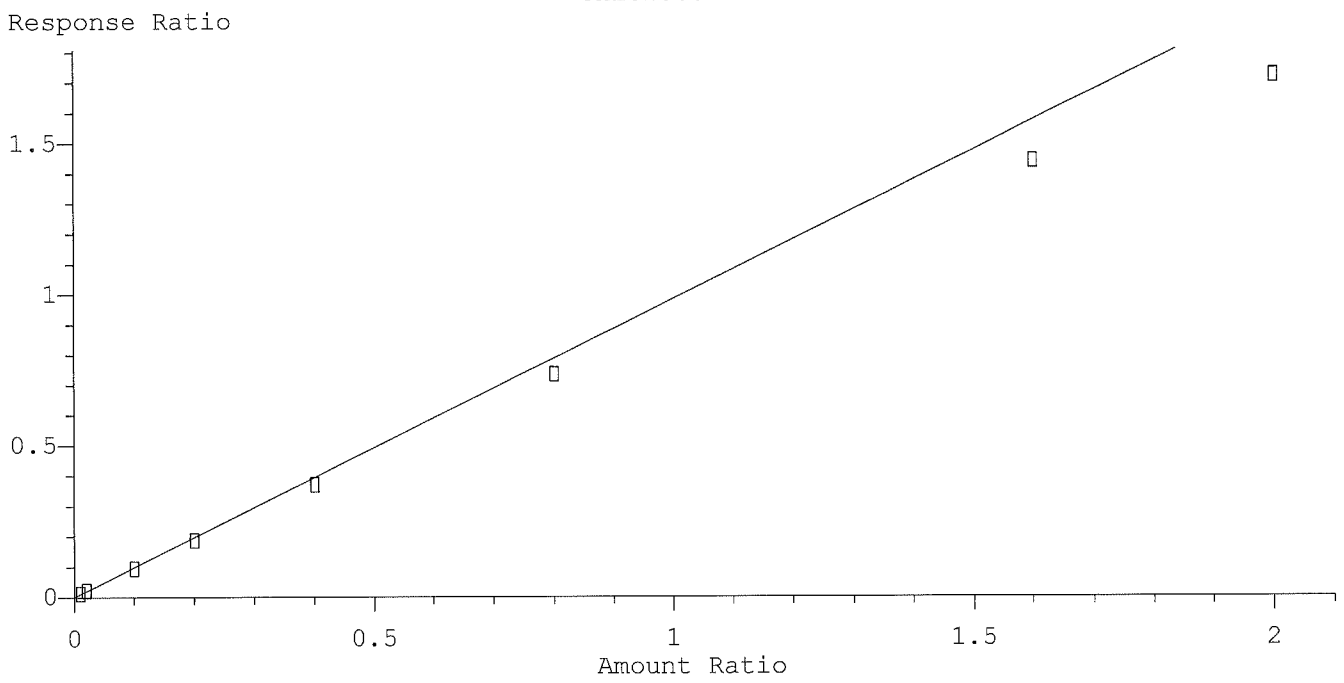

Resp Ratio = 9.85e-001 * Amt
RF Rel Std Dev = 13.4% Curve Fit: Avg RF

n-Nonane

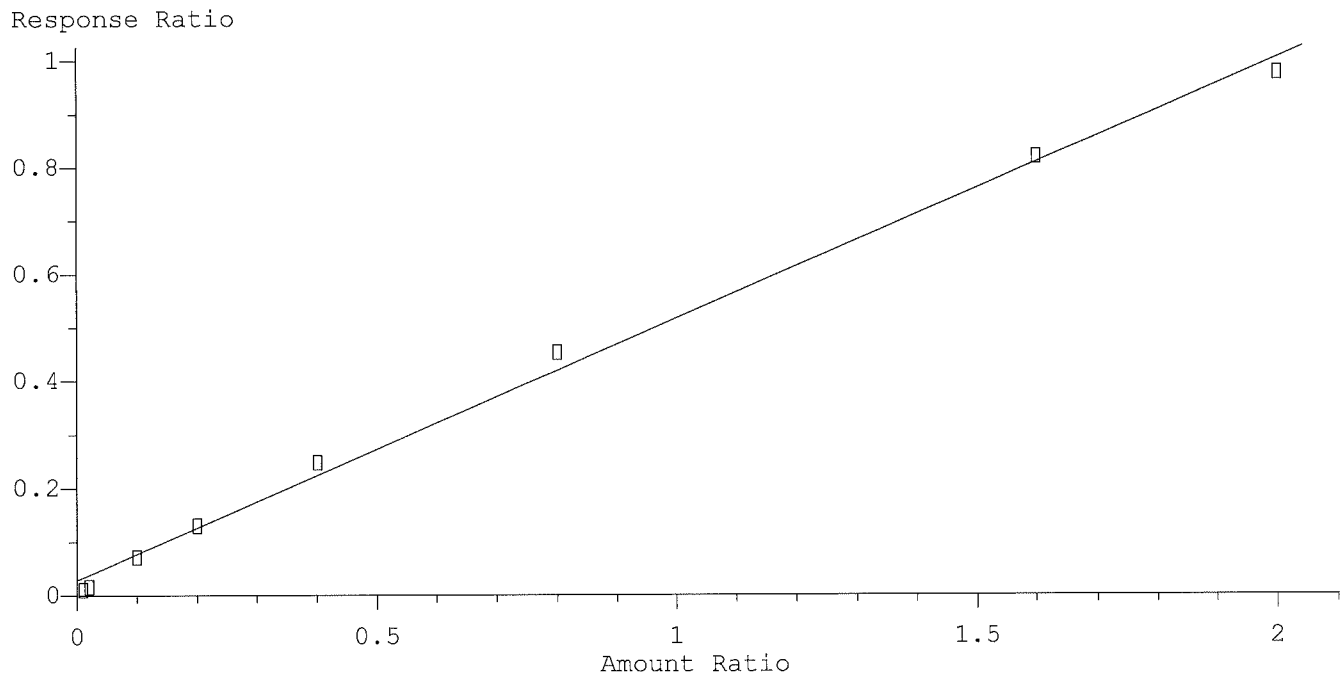

Resp Ratio = 4.88e-001 * Amt + 2.77e-002
Coef of Det (r^2) = 0.996 Curve Fit: Linear

Calibration Plot Report

1,1,1,2-Tetrachloroethane

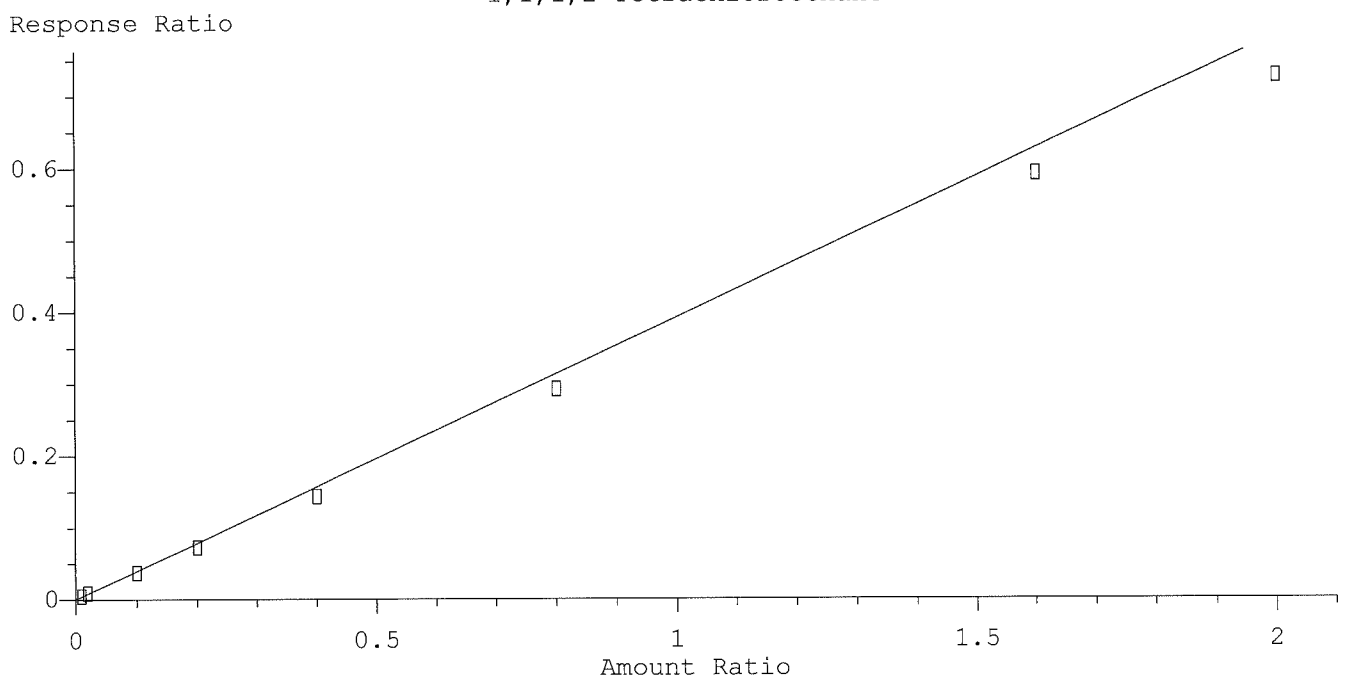

Resp Ratio = 3.93e-001 * Amt
RF Rel Std Dev = 13.5% Curve Fit: Avg RF

Ethylbenzene

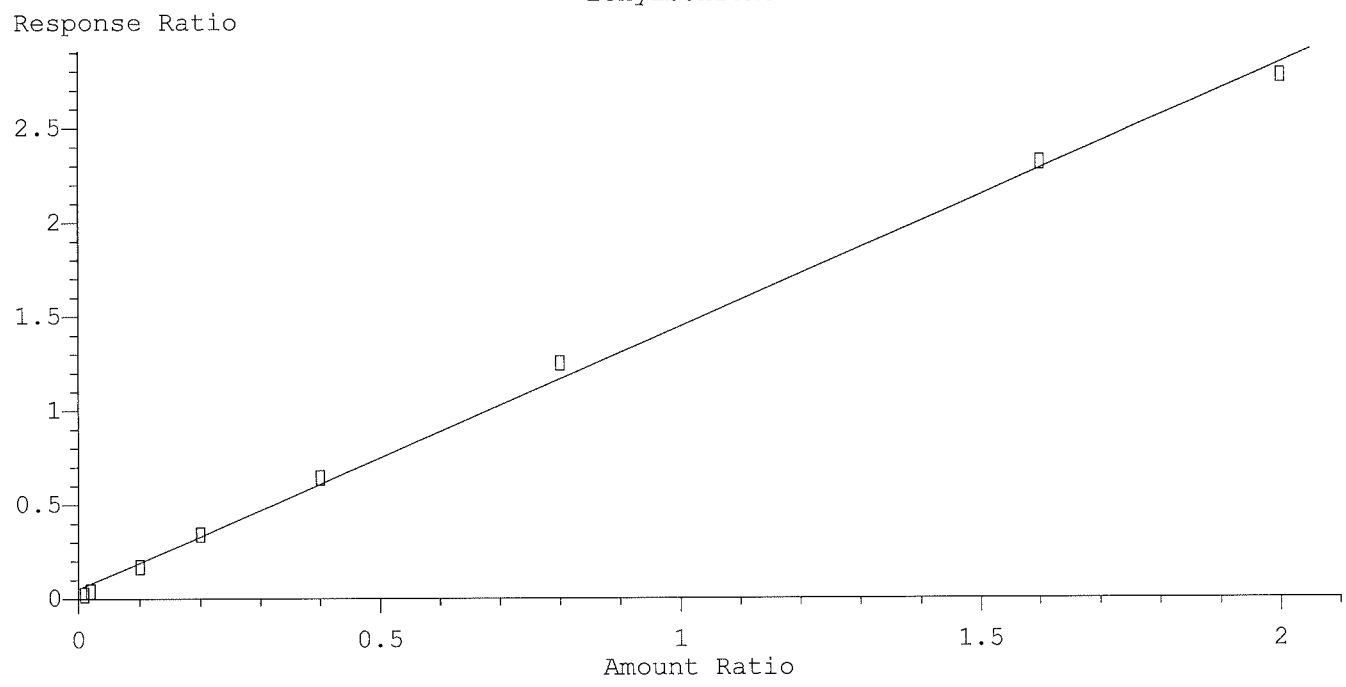

Resp Ratio = 1.39e+000 * Amt + 5.07e-002
Coef of Det (r^2) = 0.998 Curve Fit: Linear

m,p-Xylene

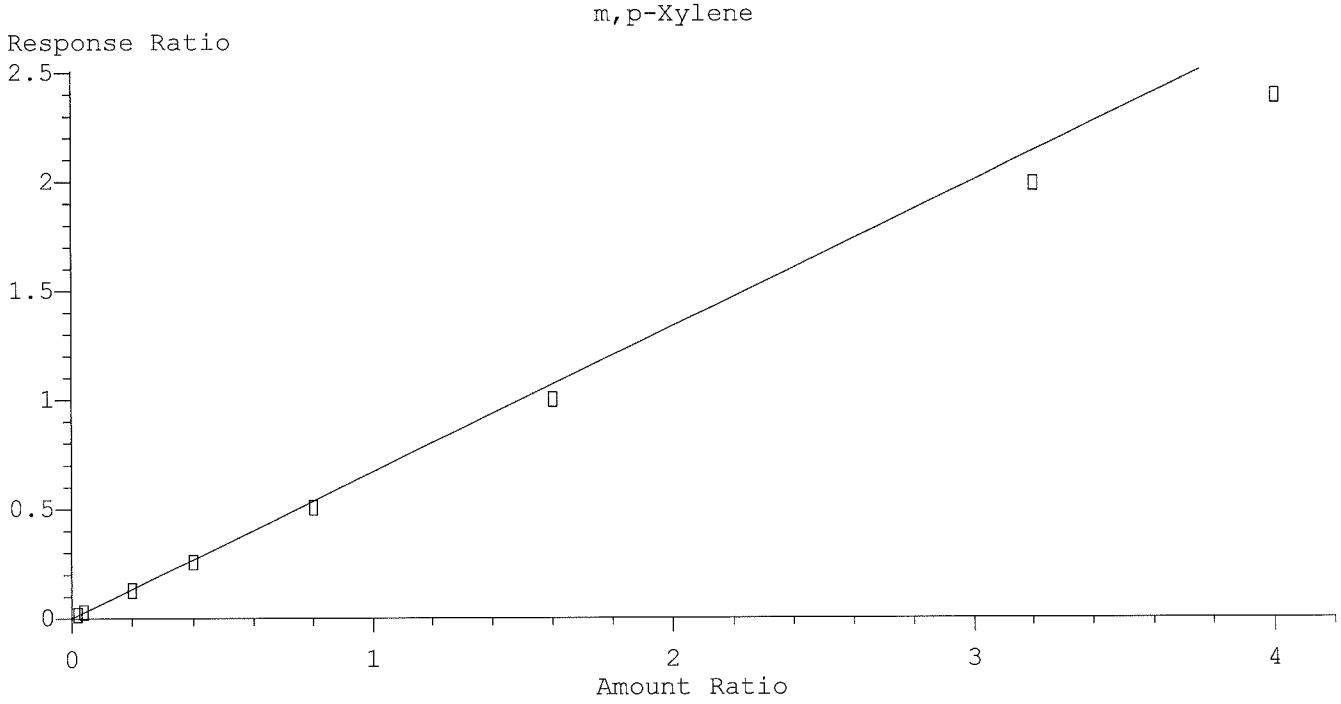

Resp Ratio = 6.68e-001 * Amt
RF Rel Std Dev = 12.9% Curve Fit: Avg RF

o-Xylene

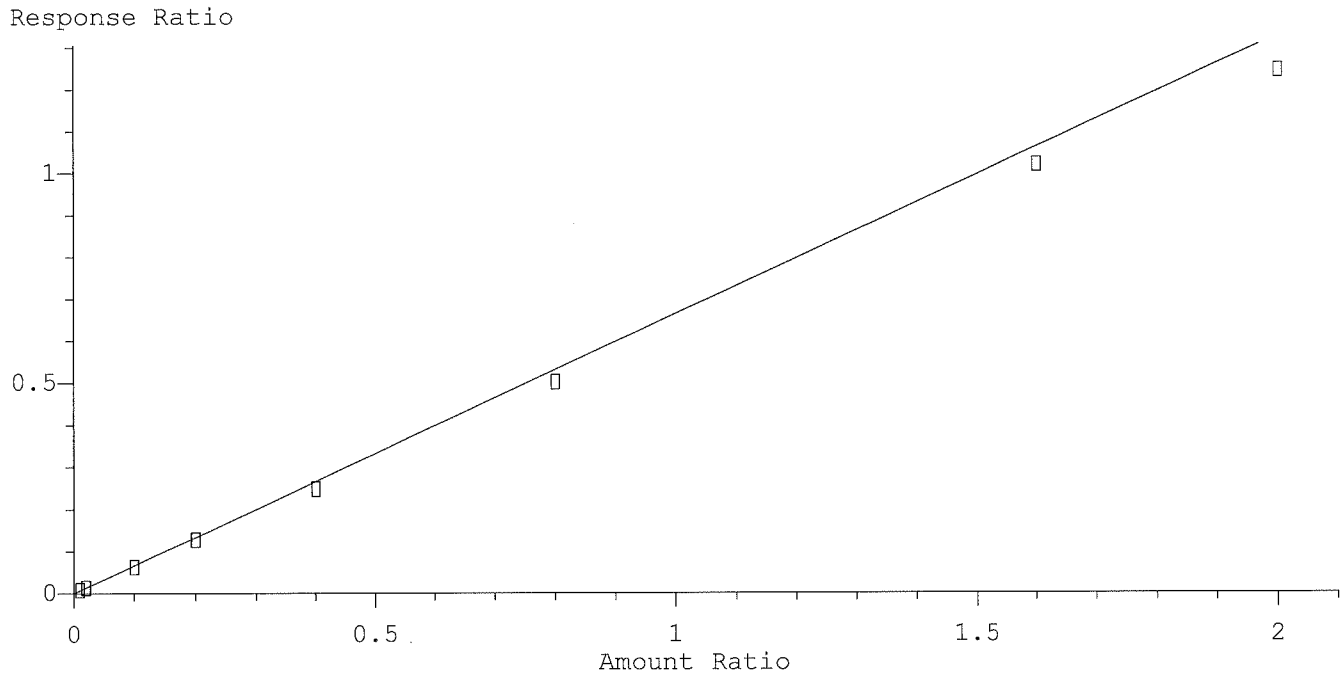

Resp Ratio = 6.64e-001 * Amt
RF Rel Std Dev = 11.0% Curve Fit: Avg RF

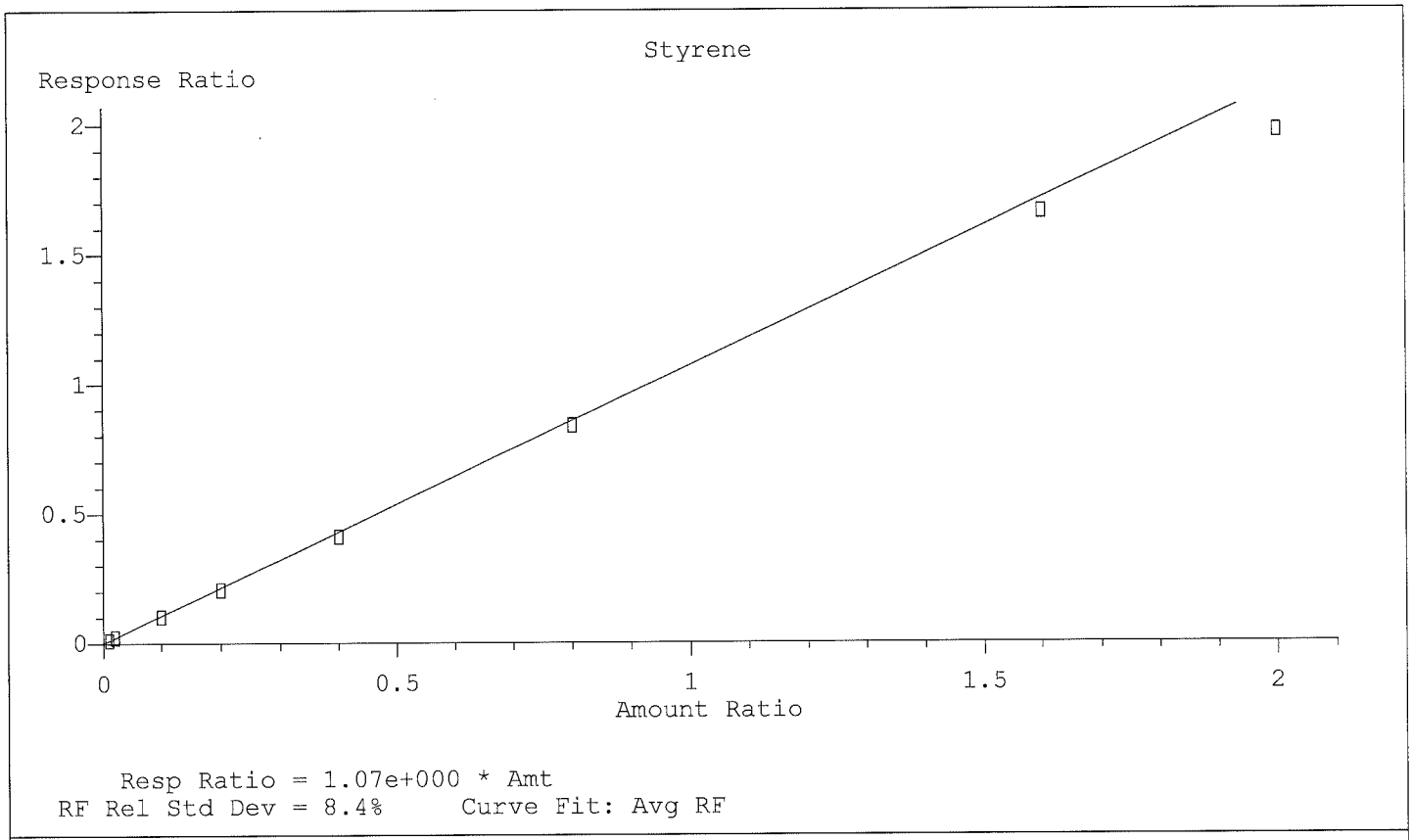

Resp Ratio = 1.07e+000 * Amt
RF Rel Std Dev = 8.4% Curve Fit: Avg RF

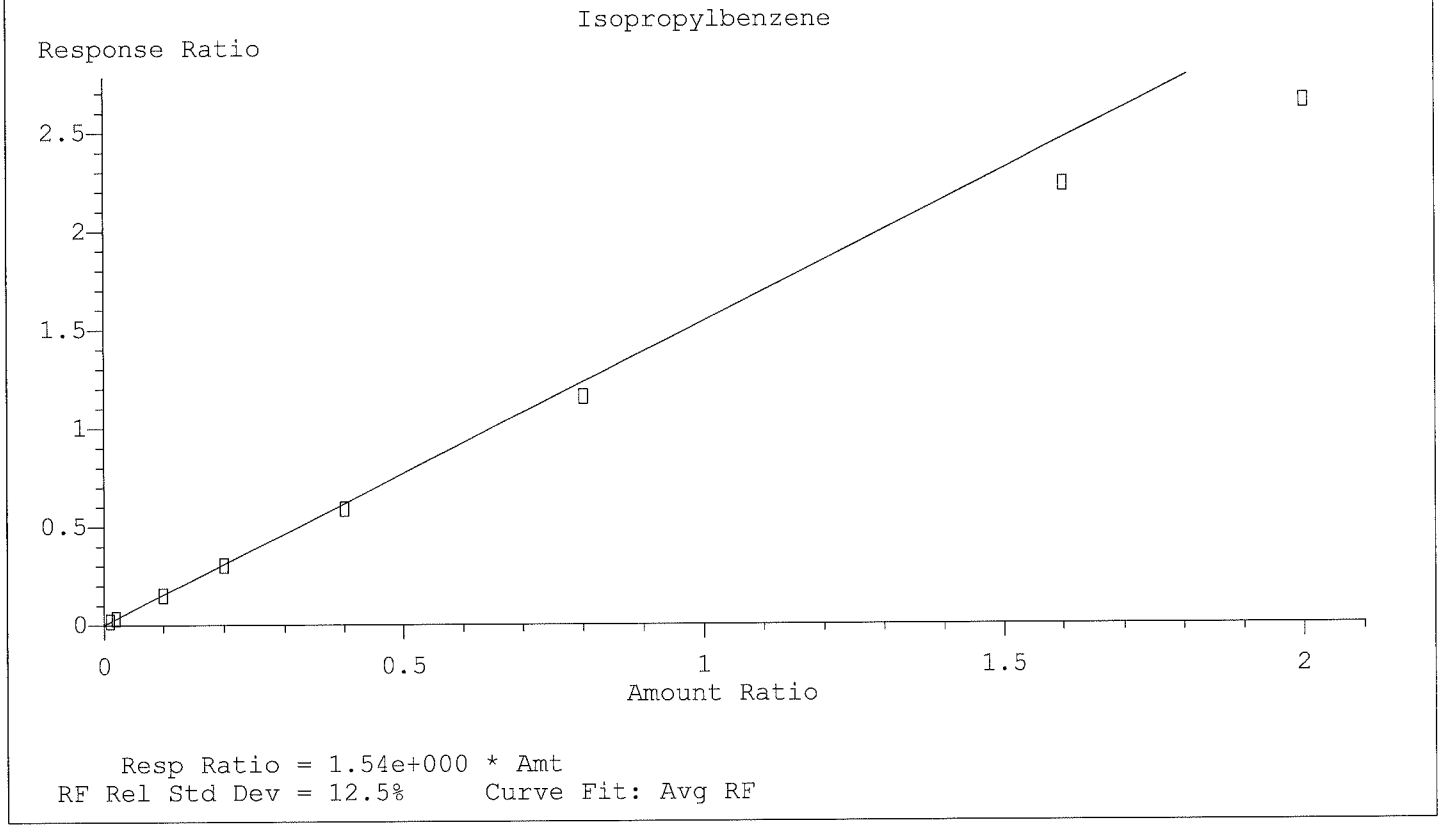

Resp Ratio = 1.54e+000 * Amt
RF Rel Std Dev = 12.5% Curve Fit: Avg RF

Bromoform

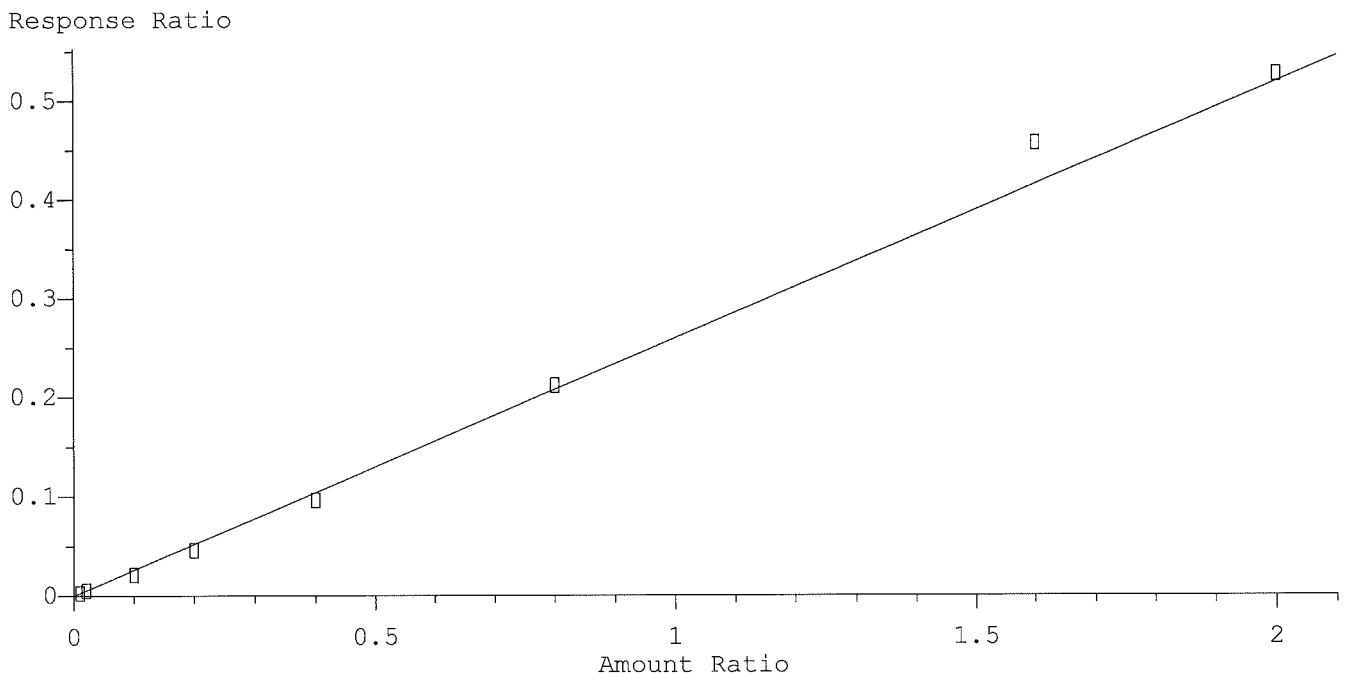

Resp Ratio = 2.59e-001 * Amt
RF Rel Std Dev = 11.3% Curve Fit: Avg RF

1,1,2,2-Tetrachloroethane

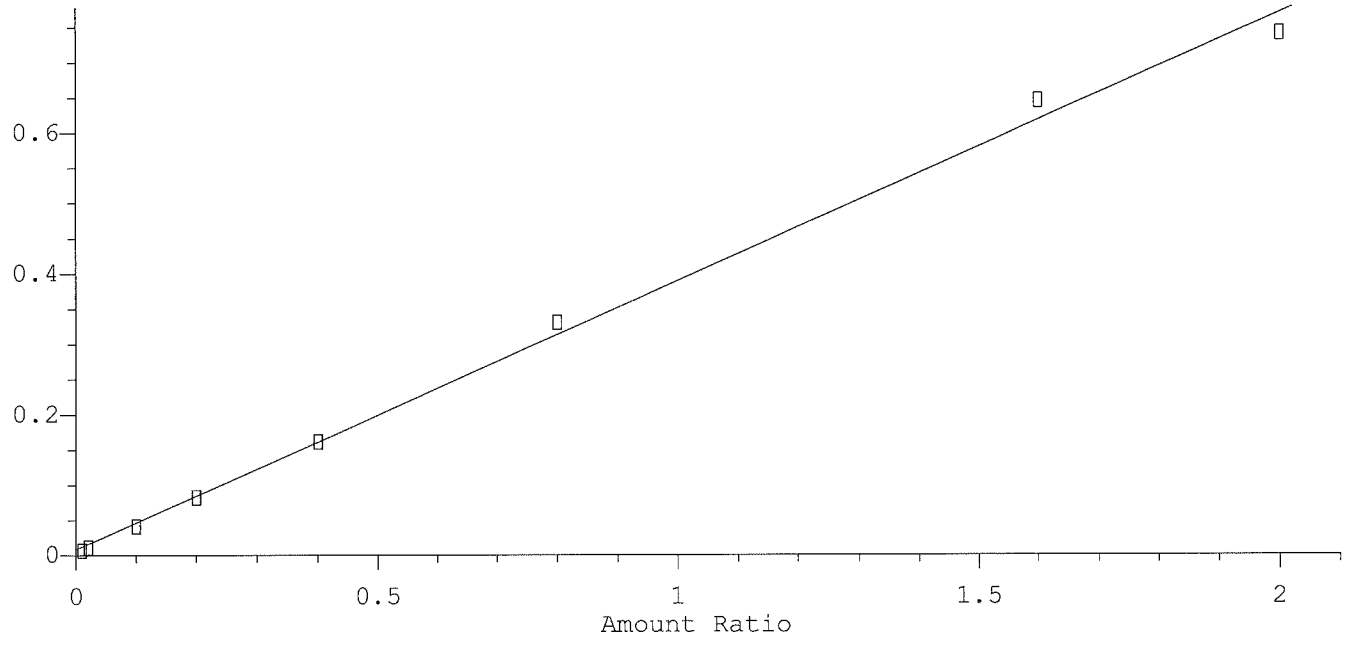

Resp Ratio = 3.81e-001 * Amt + 8.38e-003
Coef of Det (r^2) = 0.997 Curve Fit: Linear

4-Bromofluorobenzene

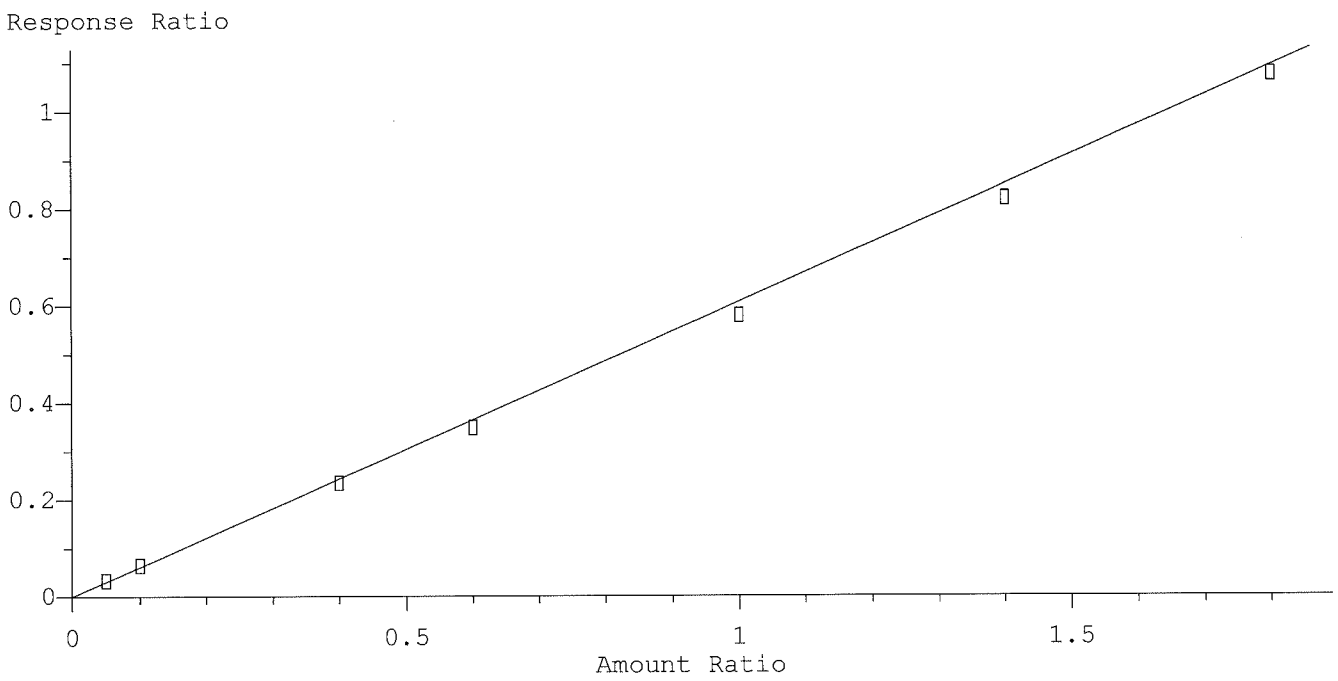

Resp Ratio = 6.07e-001 * Amt
RF Rel Std Dev = 6.3% Curve Fit: Avg RF

2-Hexanone

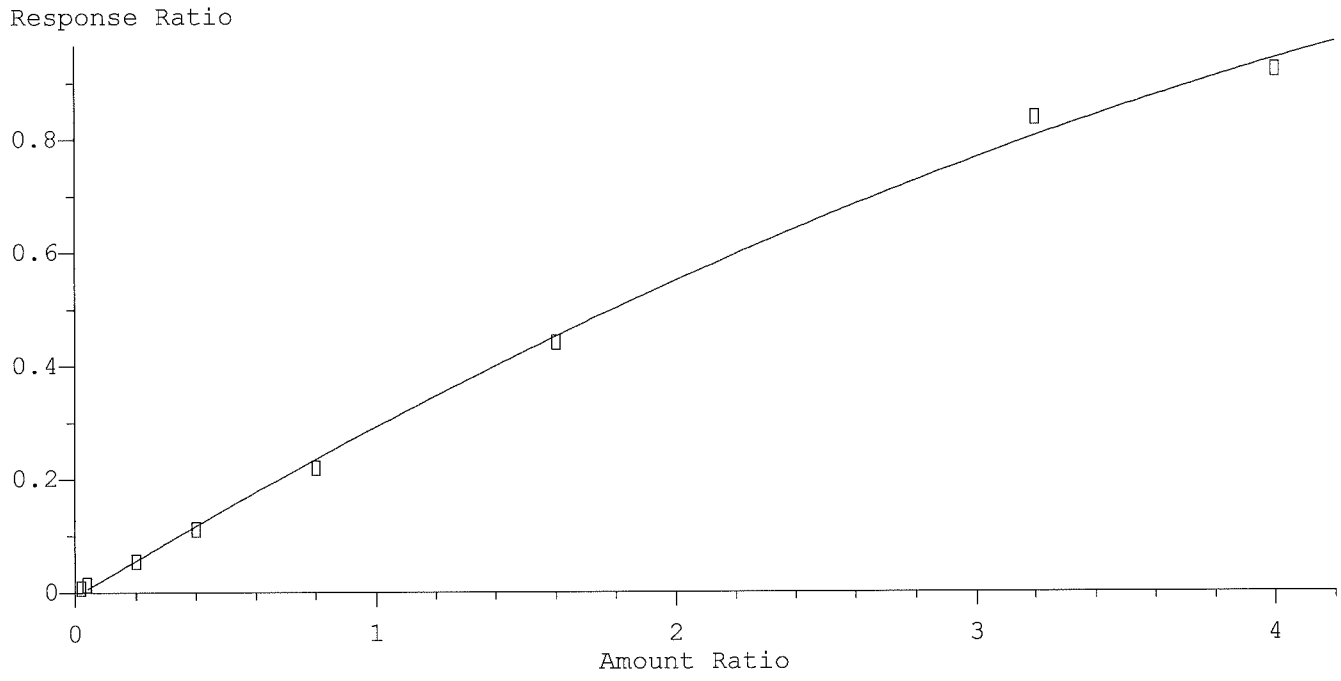

R = -2.08e-002 A*A + 3.20e-001 A - 7.53e-003
Coef of Det (r^2) = 0.998 Curve Fit: Quadratic

Calibration Plot Report

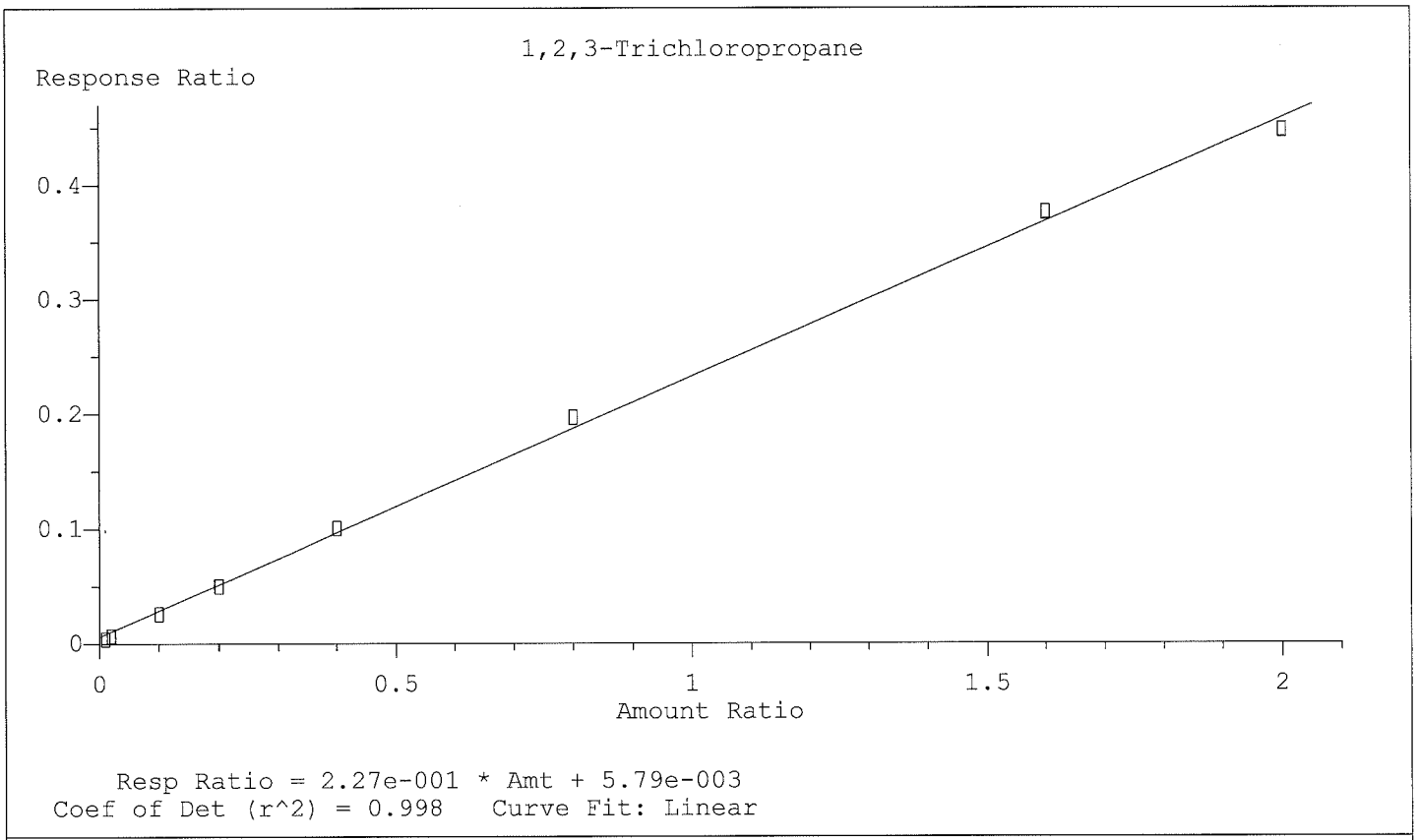

Resp Ratio = 2.27e-001 * Amt + 5.79e-003
Coef of Det (r^2) = 0.998 Curve Fit: Linear

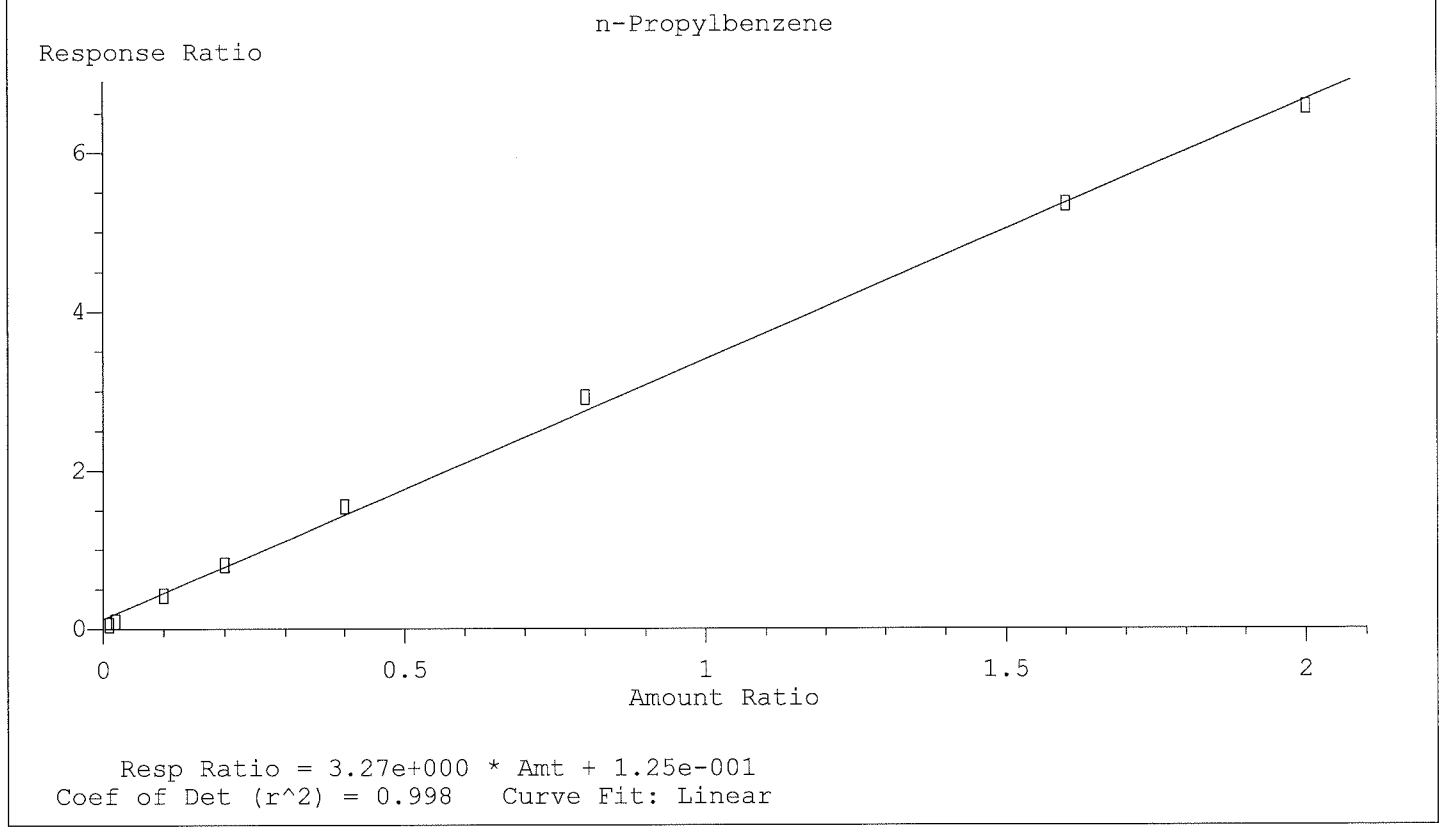

Resp Ratio = 3.27e+000 * Amt + 1.25e-001
Coef of Det (r^2) = 0.998 Curve Fit: Linear

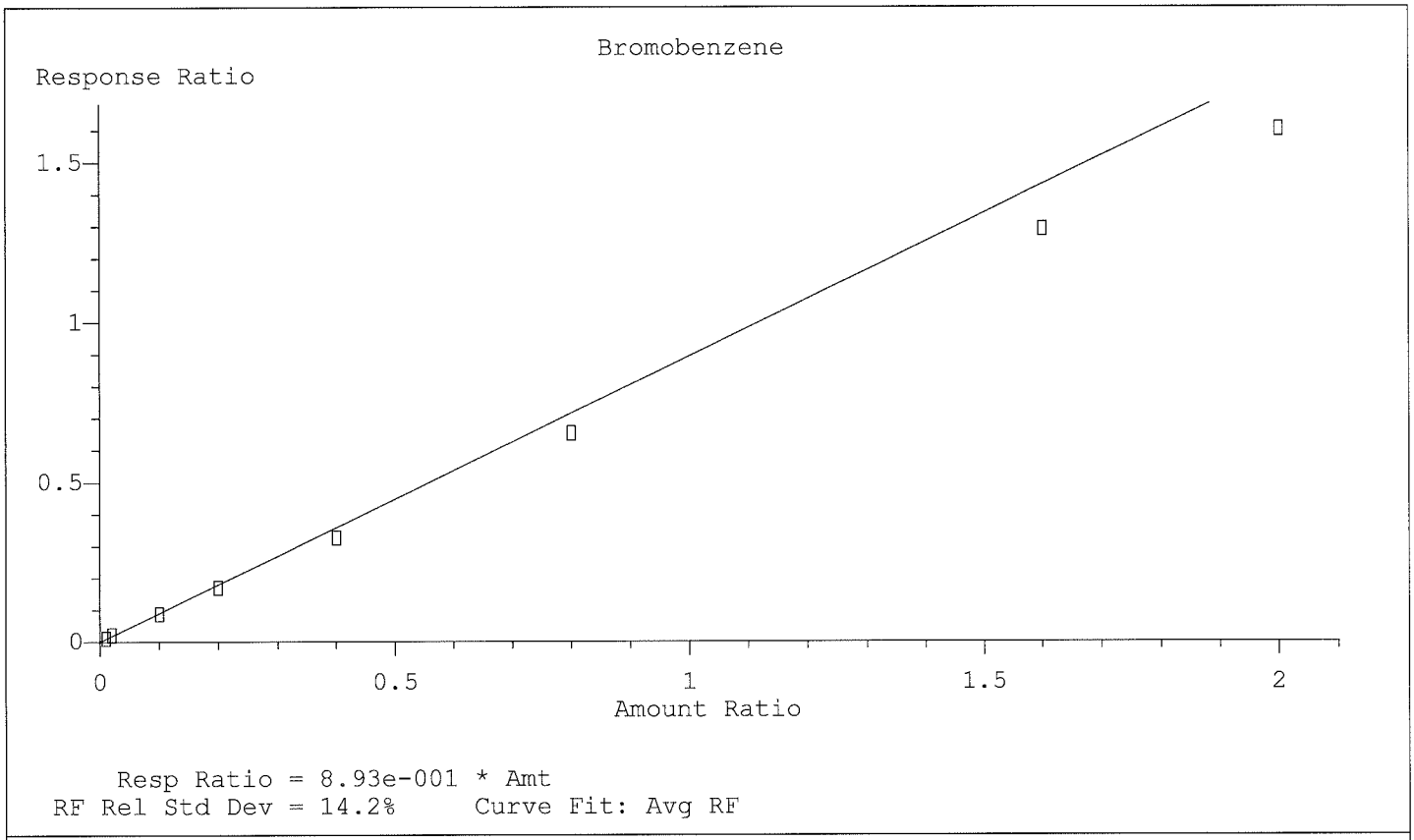

Resp Ratio = 8.93e-001 * Amt
RF Rel Std Dev = 14.2% Curve Fit: Avg RF

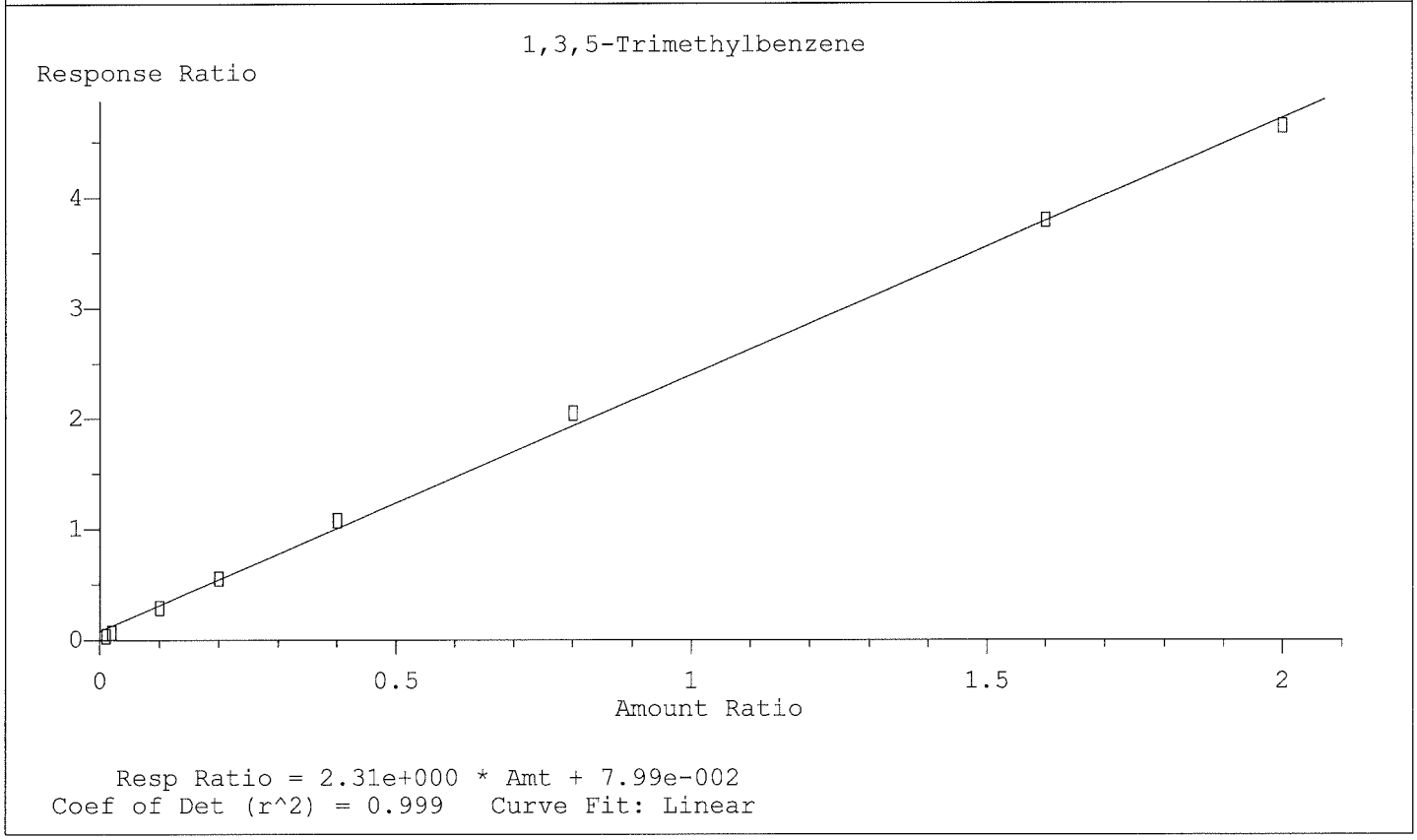

Resp Ratio = 2.31e+000 * Amt + 7.99e-002
Coef of Det (r^2) = 0.999 Curve Fit: Linear

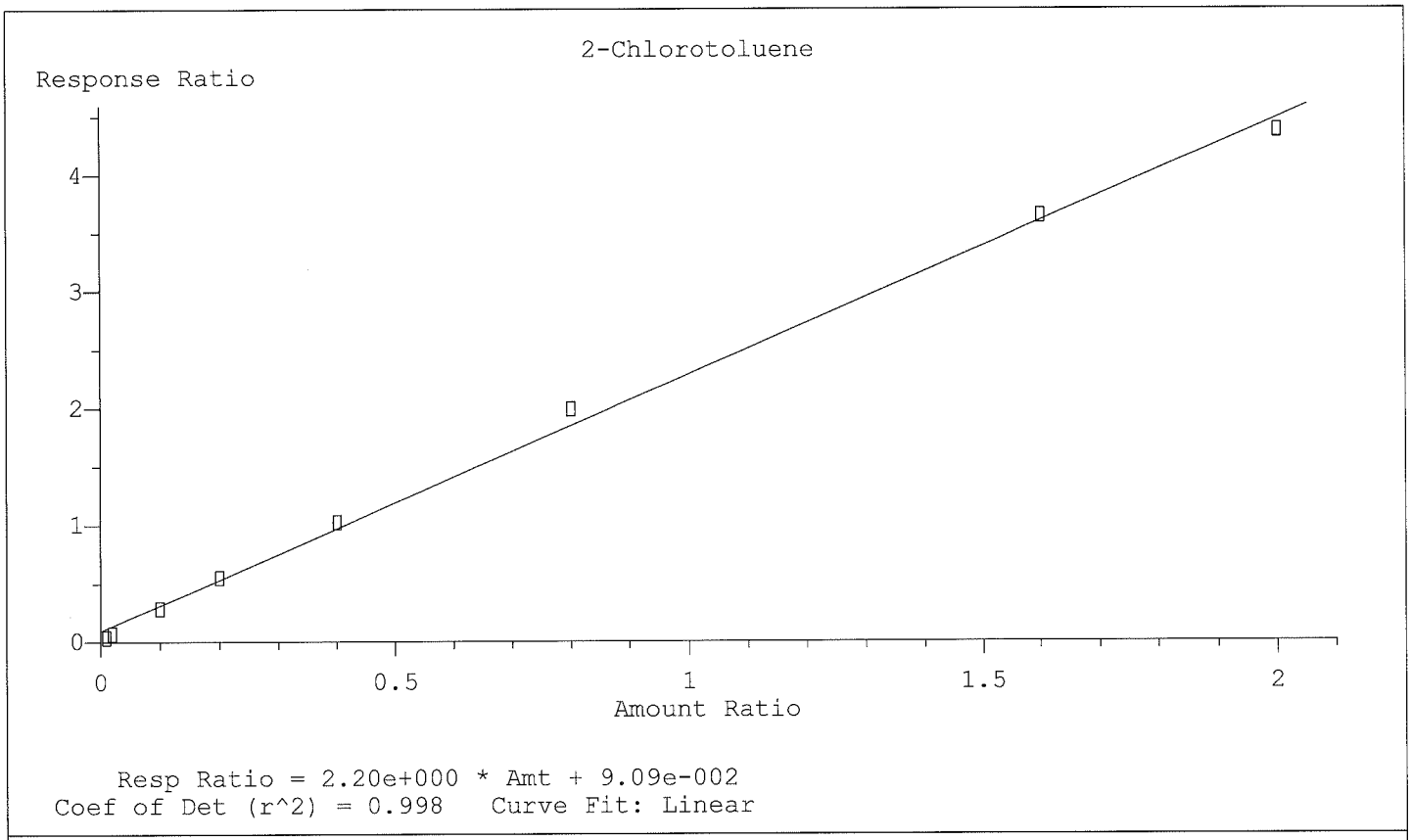

Resp Ratio = 2.20e+000 * Amt + 9.09e-002
Coef of Det (r^2) = 0.998 Curve Fit: Linear

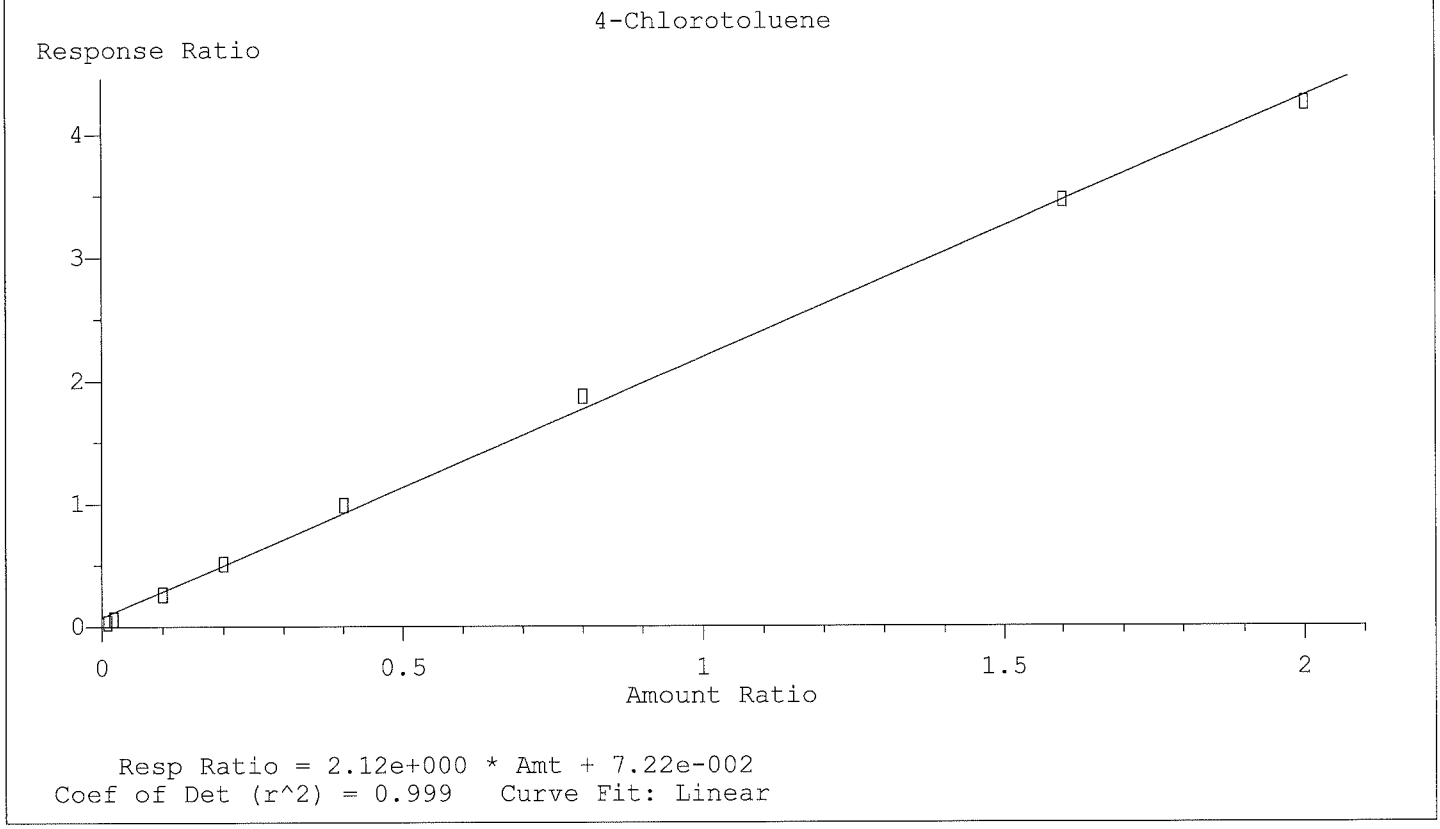

Resp Ratio = 2.12e+000 * Amt + 7.22e-002
Coef of Det (r^2) = 0.999 Curve Fit: Linear

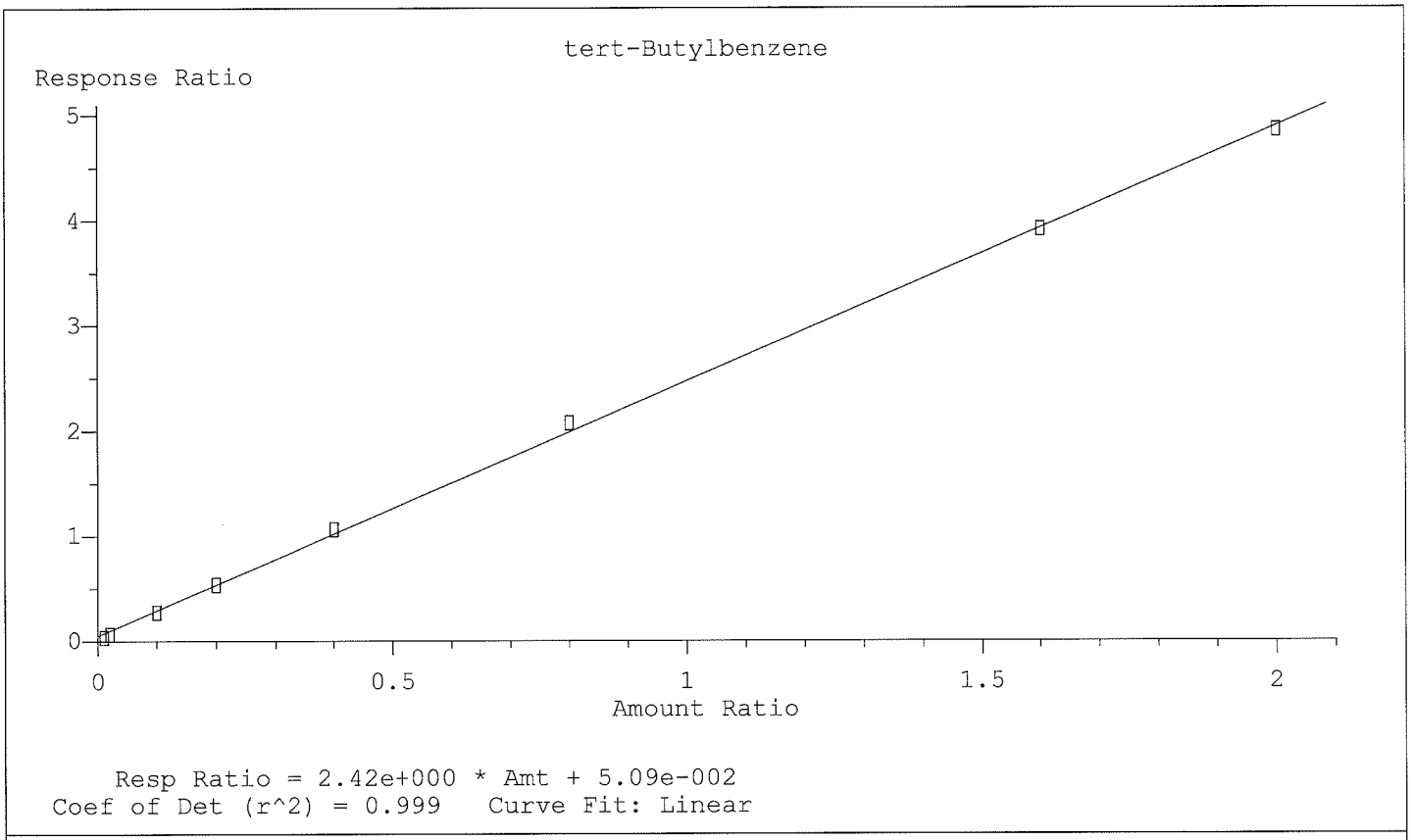

Resp Ratio = 2.42e+000 * Amt + 5.09e-002
Coef of Det (r^2) = 0.999 Curve Fit: Linear

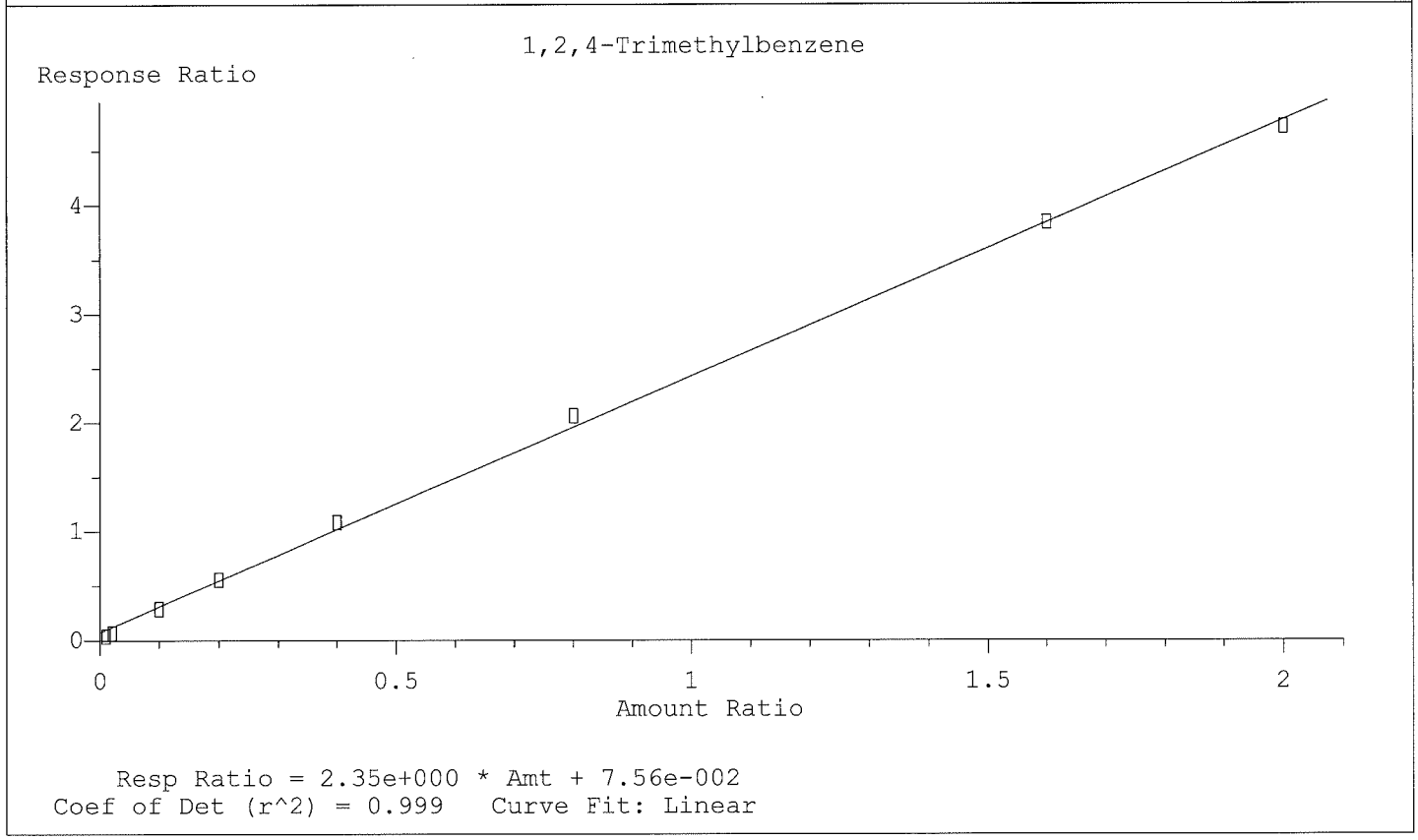

Resp Ratio = 2.35e+000 * Amt + 7.56e-002
Coef of Det (r^2) = 0.999 Curve Fit: Linear

sec-Butylbenzene

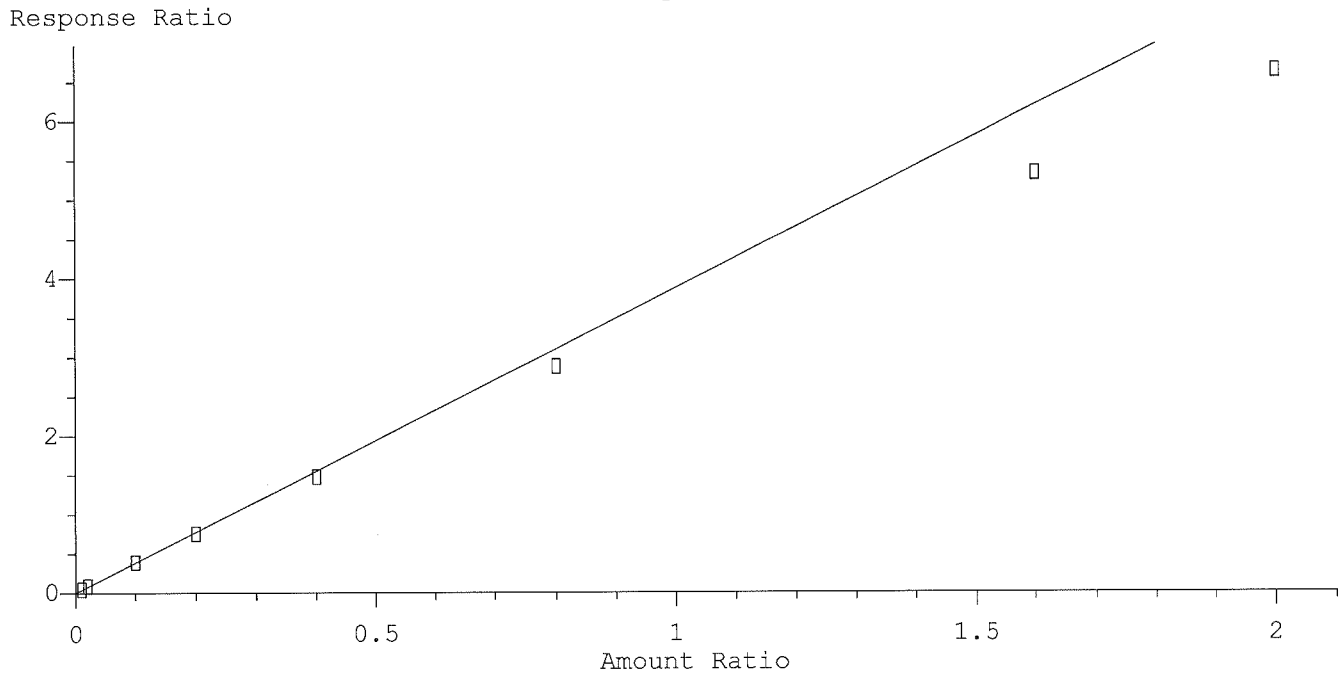

Resp Ratio = 3.87e+000 * Amt
RF Rel Std Dev = 13.9% Curve Fit: Avg RF

4-Isopropyltoluene

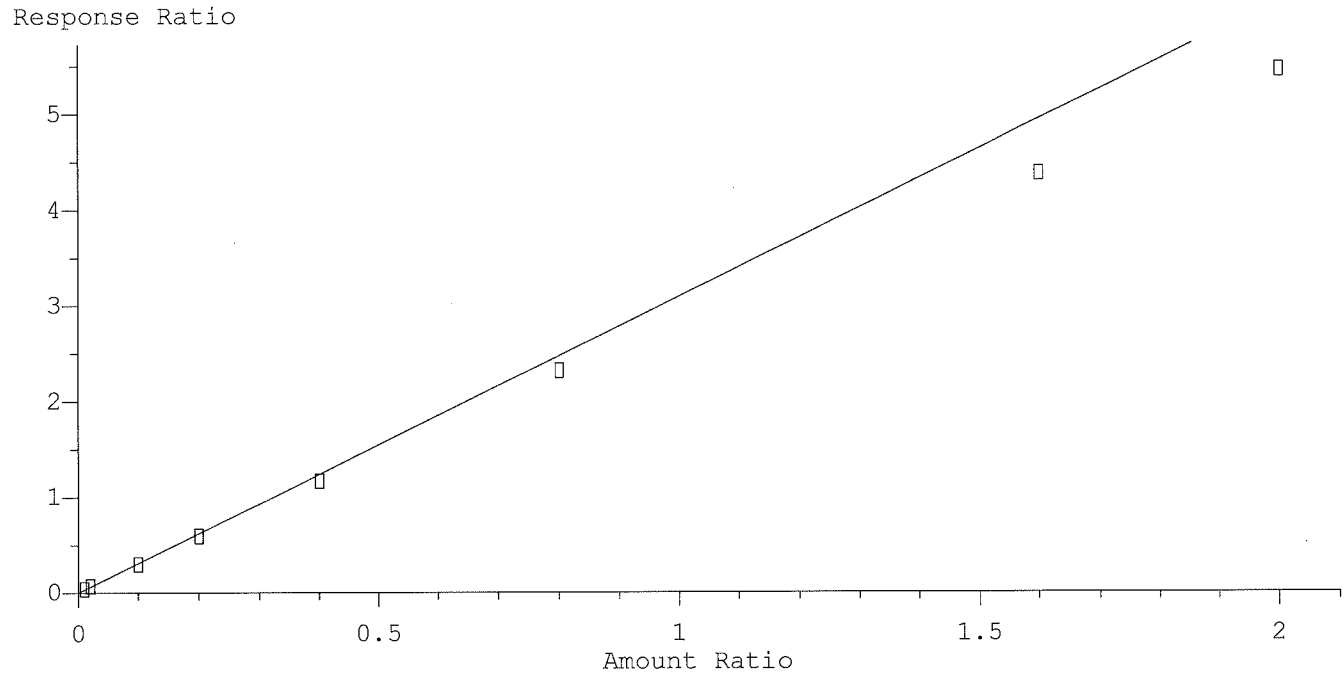

Resp Ratio = 3.09e+000 * Amt
RF Rel Std Dev = 13.4% Curve Fit: Avg RF

Calibration Plot Report

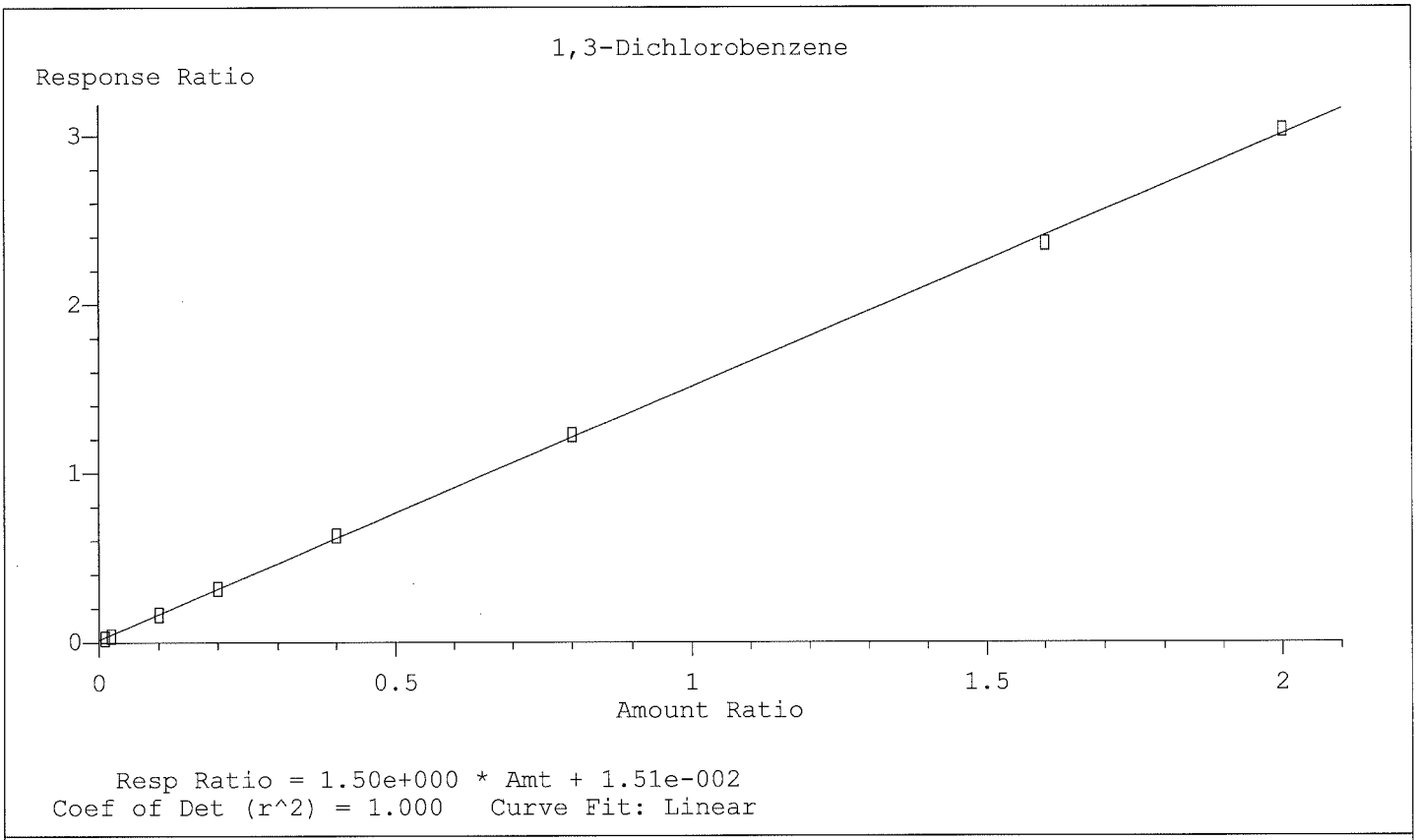

Resp Ratio = 1.50e+000 * Amt + 1.51e-002
Coef of Det (r^2) = 1.000 Curve Fit: Linear

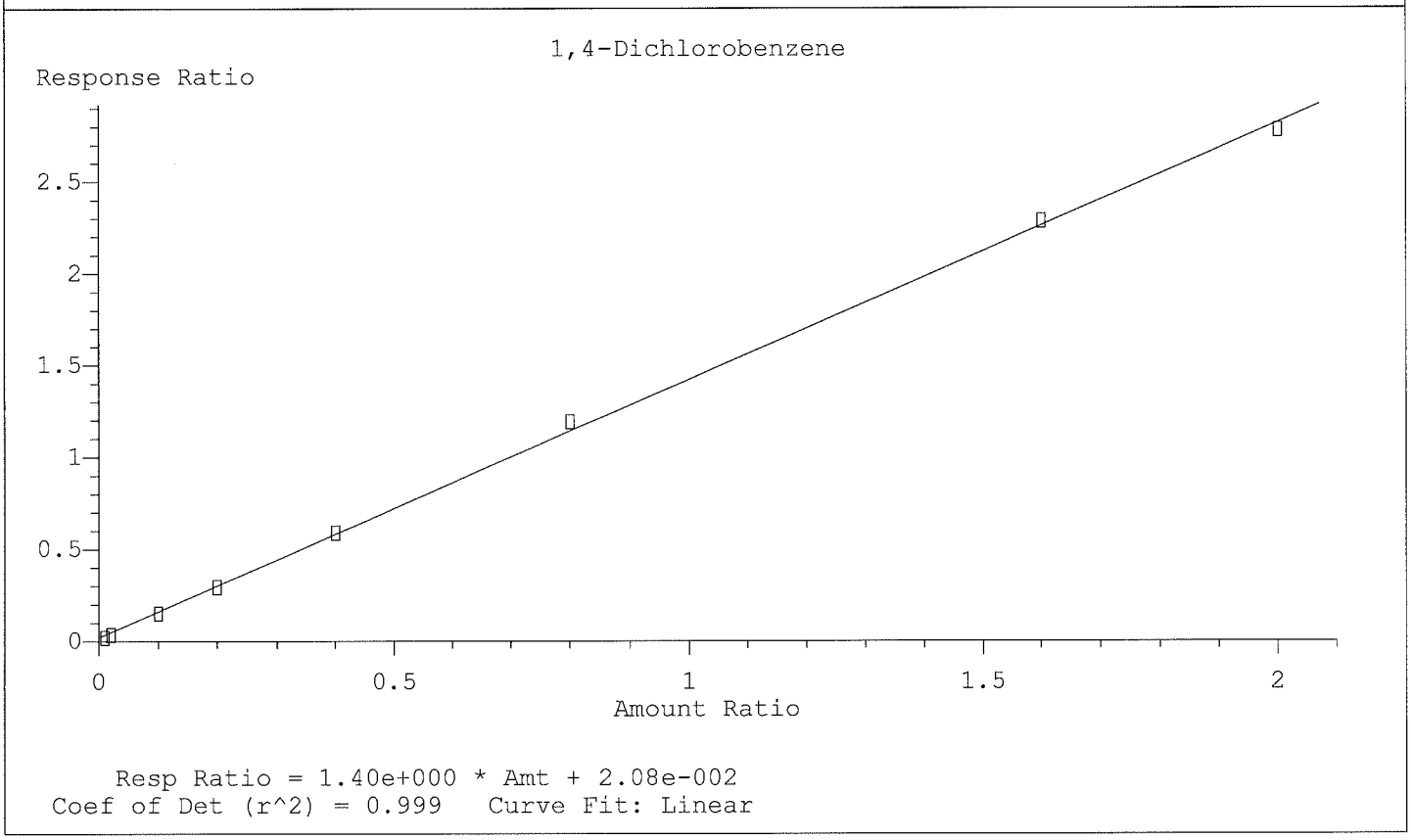

Resp Ratio = 1.40e+000 * Amt + 2.08e-002
Coef of Det (r^2) = 0.999 Curve Fit: Linear

Dicyclopentadiene

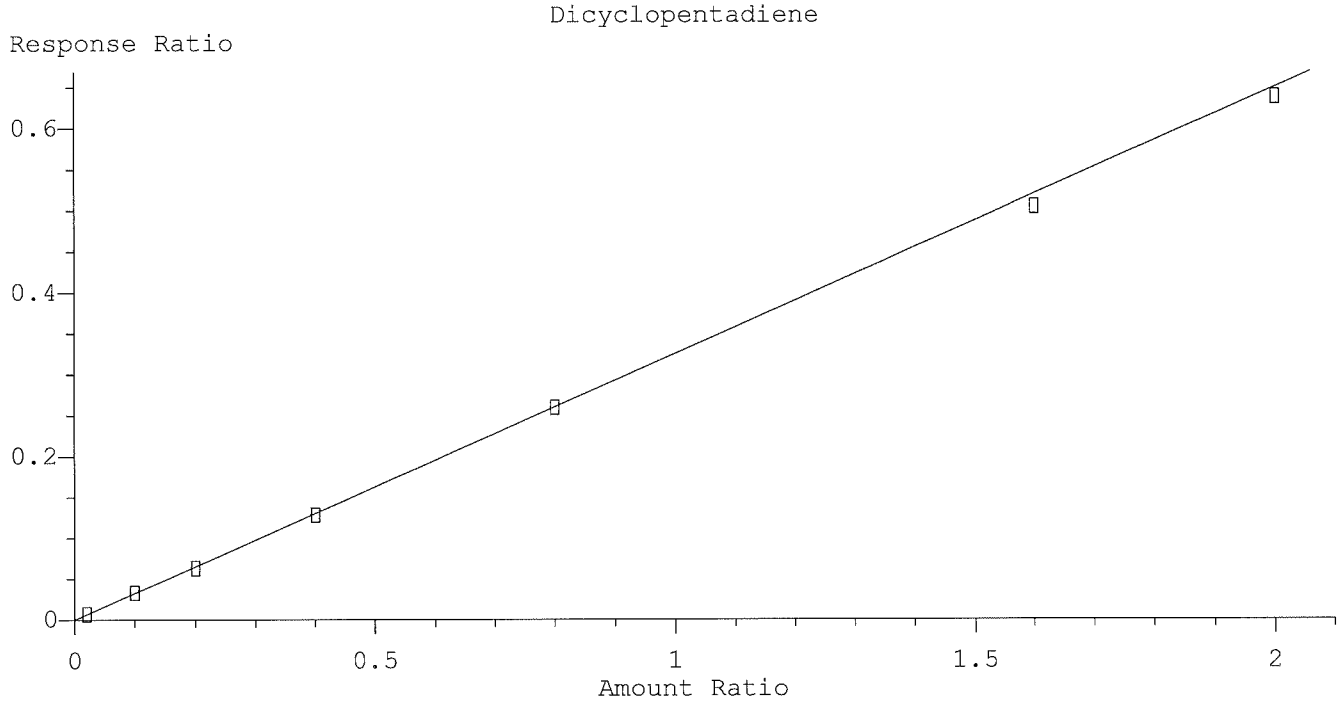

Resp Ratio = 3.25e-001 * Amt
RF Rel Std Dev = 4.0% Curve Fit: Avg RF

n-Butylbenzene

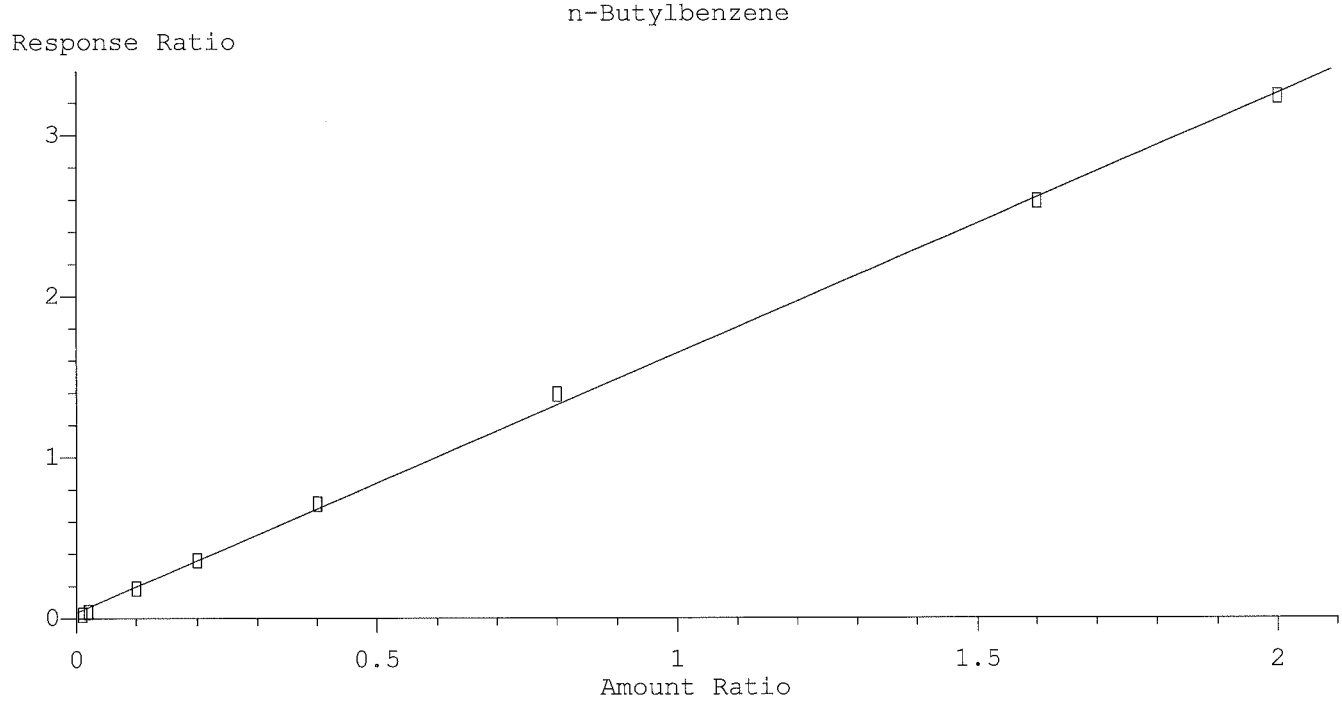

Resp Ratio = 1.61e+000 * Amt + 3.63e-002
Coef of Det (r^2) = 0.999 Curve Fit: Linear

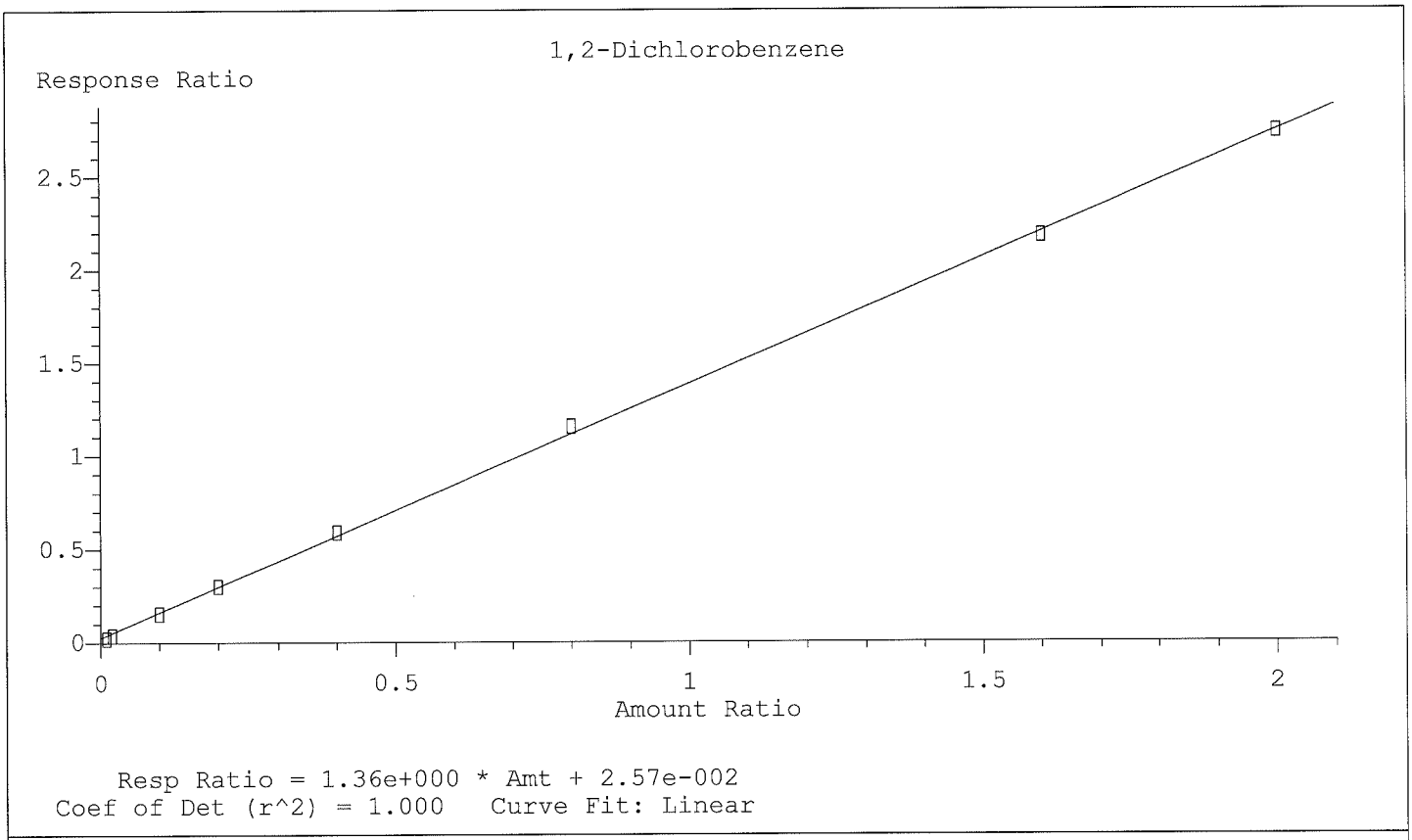

Resp Ratio = 1.36e+000 * Amt + 2.57e-002
Coef of Det (r^2) = 1.000 Curve Fit: Linear

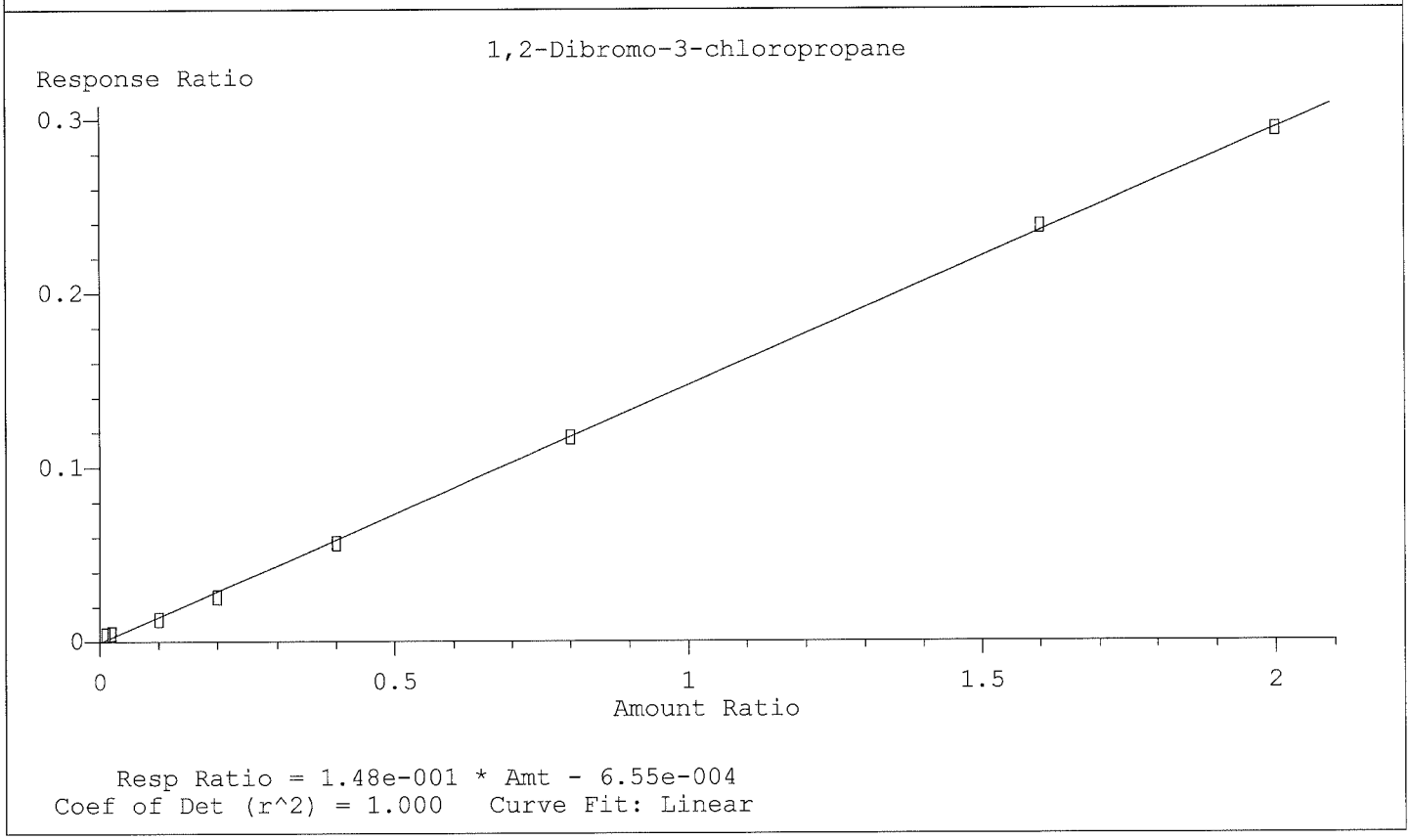

Resp Ratio = 1.48e-001 * Amt - 6.55e-004
Coef of Det (r^2) = 1.000 Curve Fit: Linear

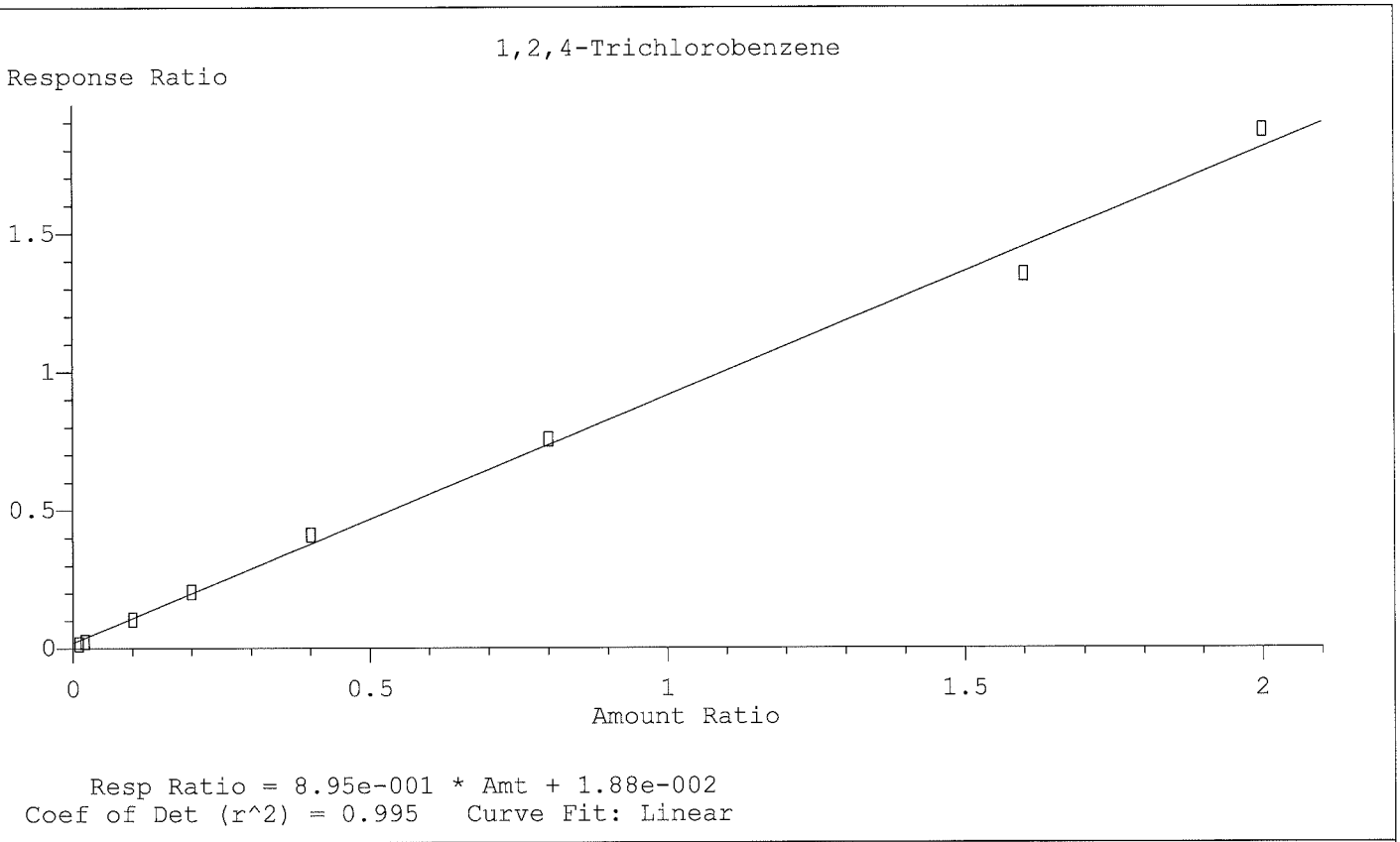

Resp Ratio = 8.95e-001 * Amt + 1.88e-002
Coef of Det (r^2) = 0.995 Curve Fit: Linear

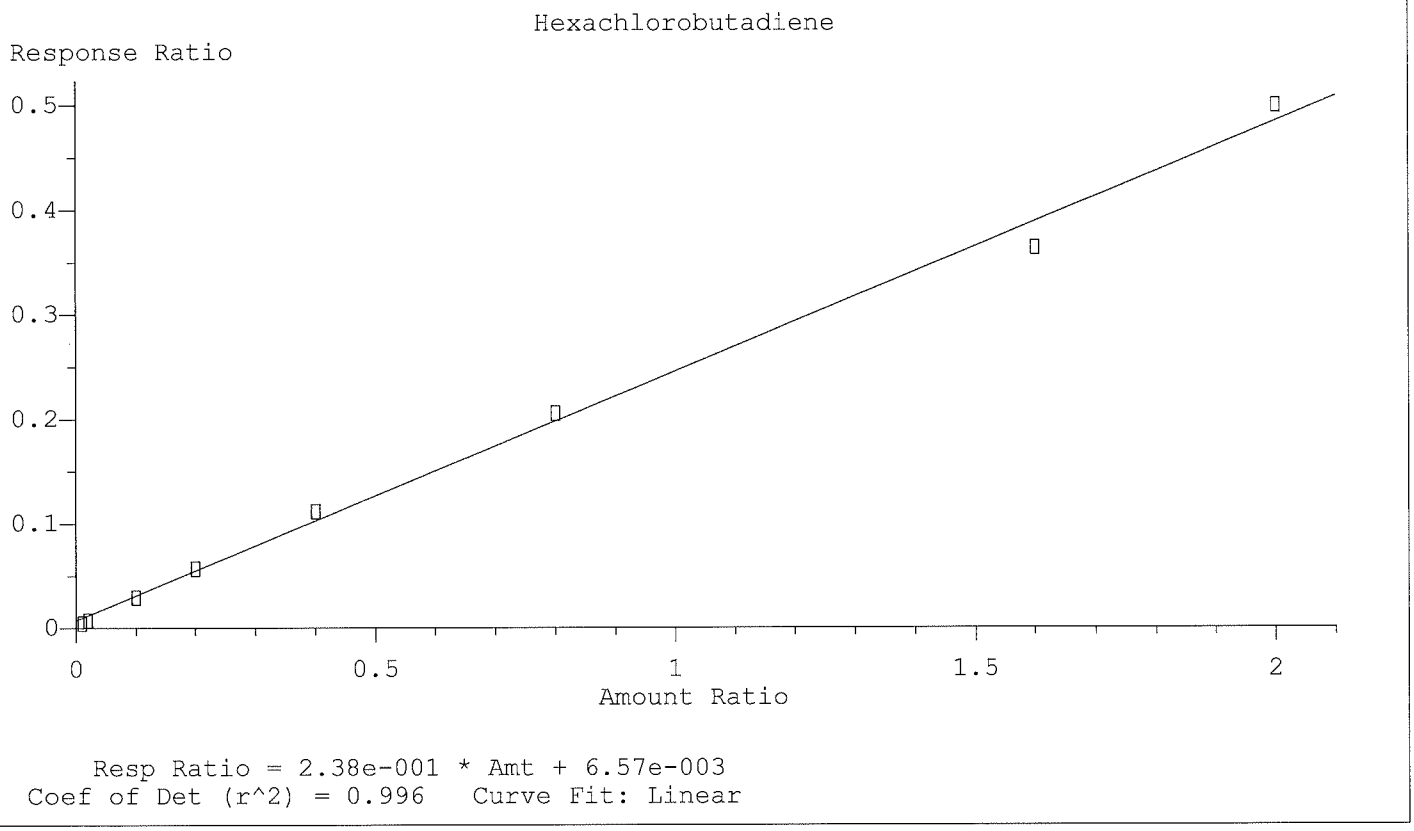

Resp Ratio = 2.38e-001 * Amt + 6.57e-003
Coef of Det (r^2) = 0.996 Curve Fit: Linear

Calibration Plot Report

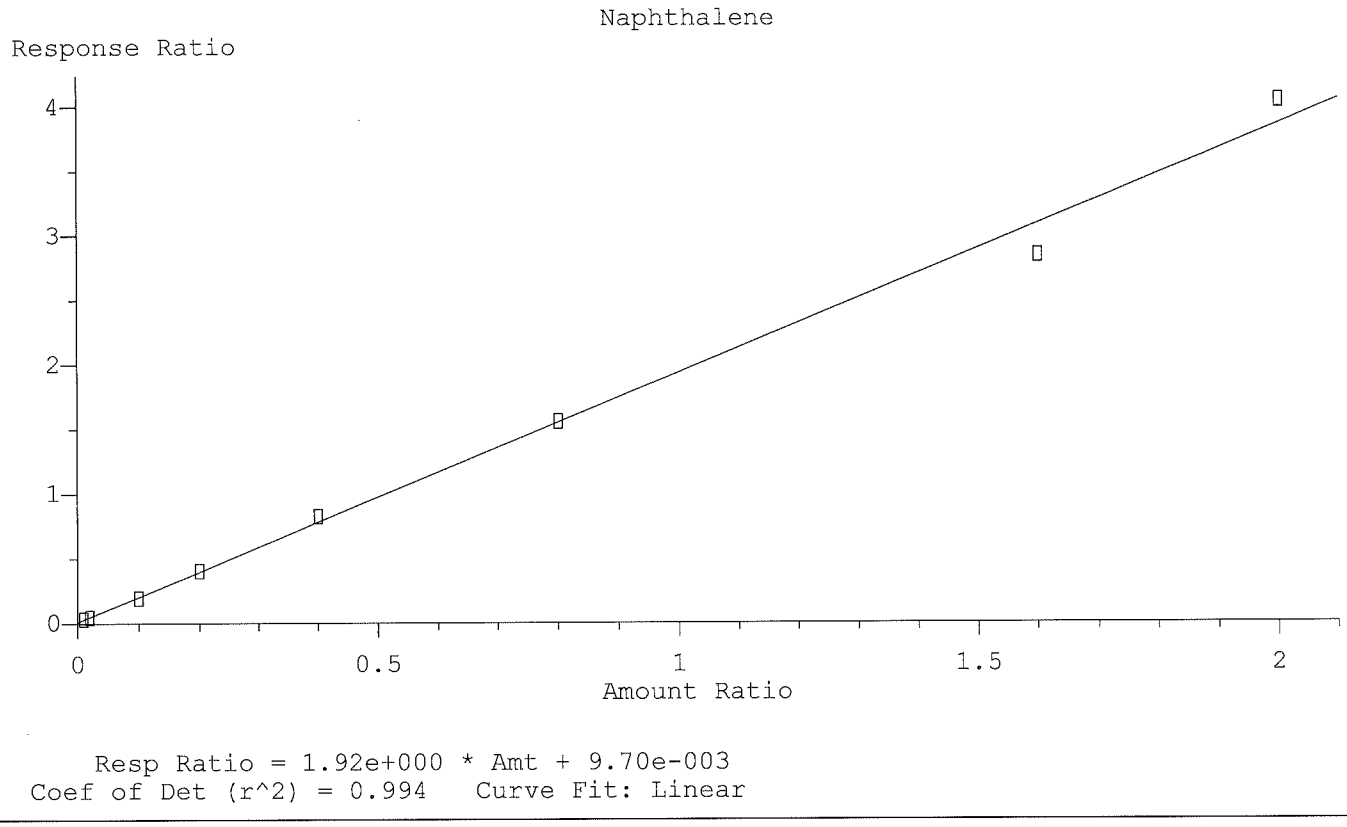

Resp Ratio = 1.92e+000 * Amt + 9.70e-003
Coef of Det (r^2) = 0.994 Curve Fit: Linear

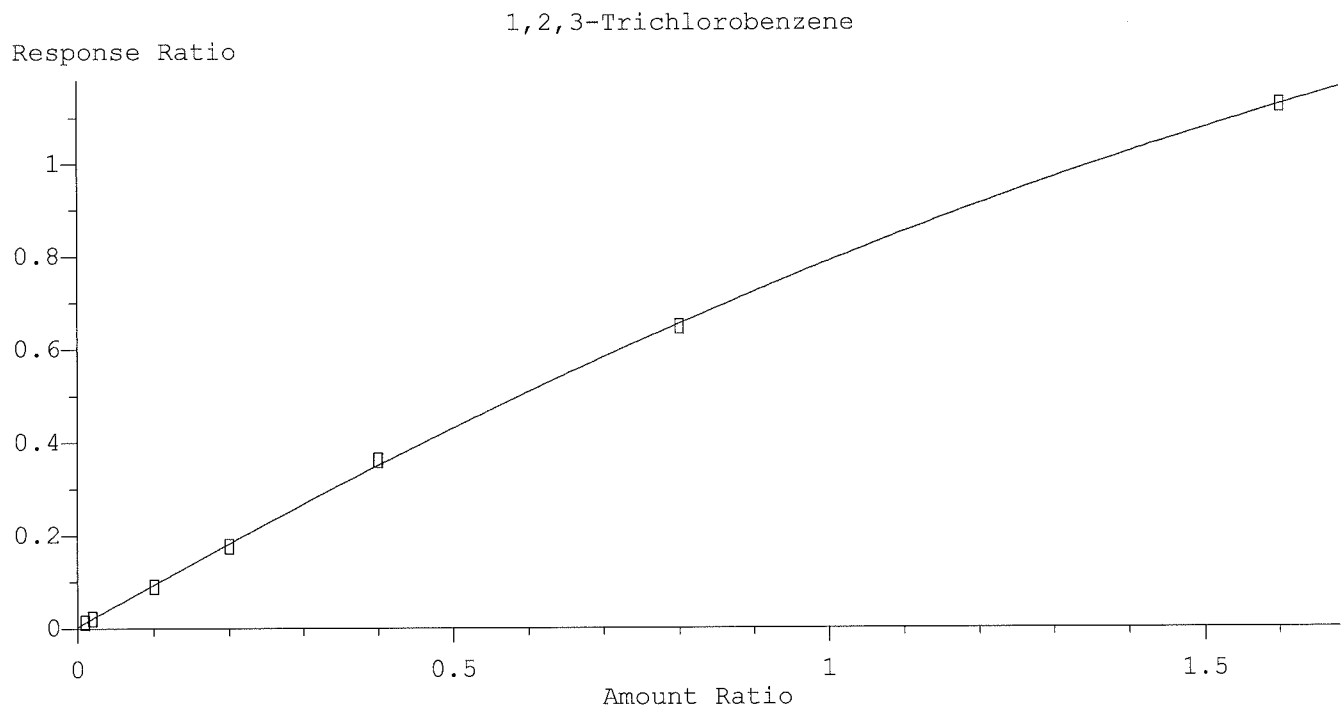

R = -1.41e-001 A*A + 9.26e-001 A + 2.36e-003
Coef of Det (r^2) = 1.000 Curve Fit: Quadratic

Calibration Plot Report

Data Path : H:\VOA\A228\130307\
Data File : 13030703.D
Acq On : 7 Mar 2013 12:02
Operator : JM
Sample : BFB
Misc : TUNE CHECK
ALS Vial : 1 Sample Multiplier: 1

Integration File: RTEINT.P

Method : H:\VOA\A228\METHODS\130307.M
Title : 8260B_S
Last Update : Sun Mar 10 18:30:04 2013

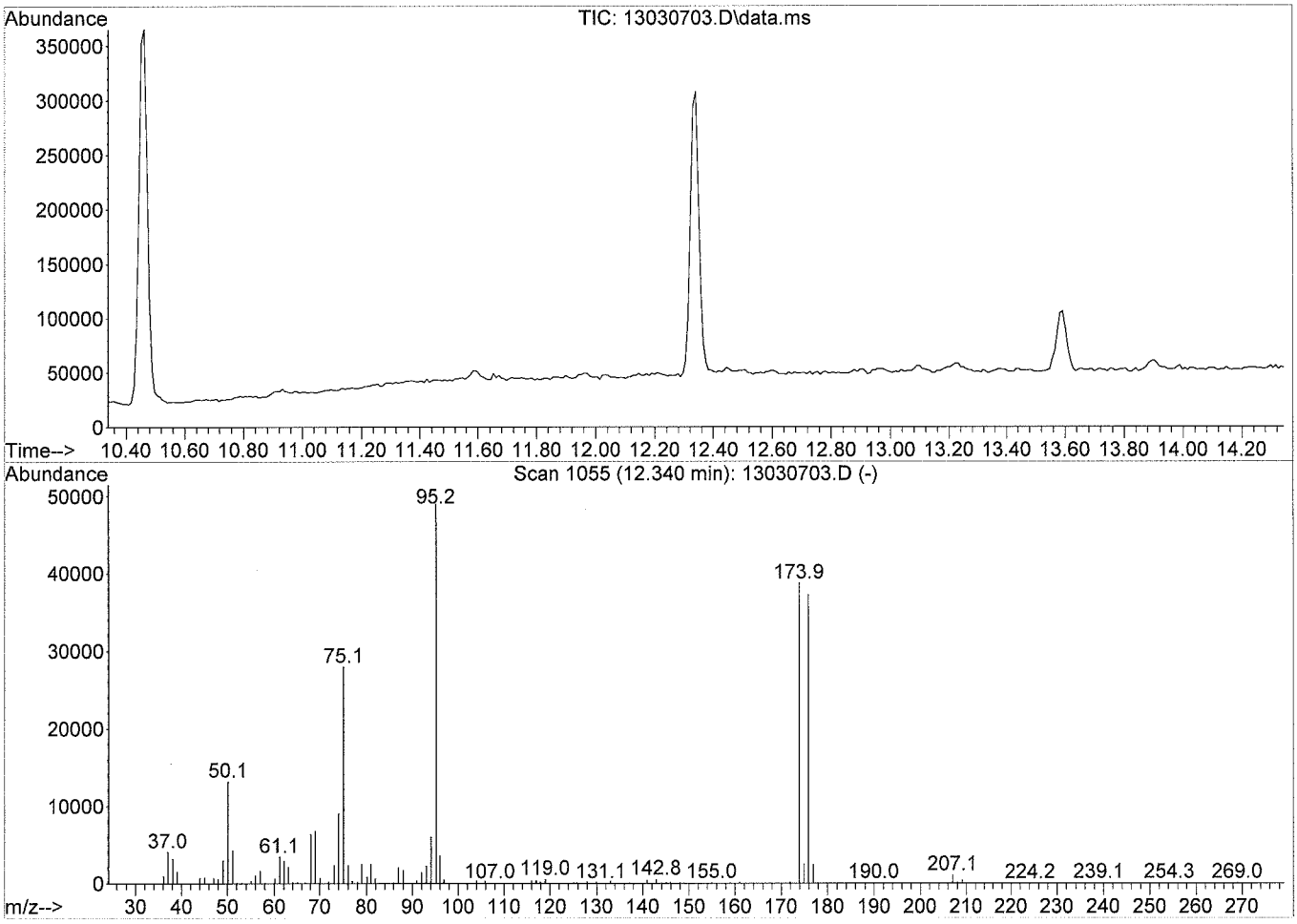

Spectrum Information: Scan 1055

Target Mass	Rel. to Mass	Lower Limit%	Upper Limit%	Rel. Abn%	Raw Abn	Result Pass/Fail
50	95	15	40	26.9	13159	PASS
75	95	30	60	57.0	27948	PASS
95	95	100	100	100.0	48992	PASS
96	95	5	9	7.3	3595	PASS
173	174	0.00	2	0.0	0	PASS
174	95	50	100	79.0	38712	PASS
175	174	5	9	6.3	2435	PASS
176	174	95	101	96.2	37235	PASS
177	176	5	9	6.4	2396	PASS

Quantitation Report (QT Reviewed)

Data Path : H:\VOA\A228\130307\
Data File : 13030706.D
Acq On : 7 Mar 2013 15:00
Operator : JM
Sample : IB
Misc : BLANK
ALS Vial : 3 Sample Multiplier: 1

Quant Time: Mar 11 11:39:04 2013
Quant Method : H:\VOA\A228\METHODS\130307.M
Quant Title : 8260B_S
QLast Update : Mon Mar 11 11:22:48 2013
Response via : Initial Calibration

Compound	R.T.	QIon	Response	Conc	Units	Dev(Min)
Internal Standards						
1) Pentafluorobenzene (IS)	8.581	168	558706	50.00	ug/L	0.00
30) 1,4-Difluorobenzene (IS)	9.259	114	892425	50.00	ug/L	0.00
47) Chlorobenzene-d5 (IS)	11.526	117	736212	50.00	ug/L	0.00
68) 1,4-Dichlorobenzene-d4...	13.228	152	356196	50.00	ug/L	0.00
System Monitoring Compounds						
22) Dibromofluoromethane	8.616	113	327750	47.59	ug/L	0.00
Spiked Amount 50.000	Range 52 - 140		Recovery = 95.18%			
45) 1,2-Dichloroethane-d4	8.933	65	411711	47.22	ug/L	0.00
Spiked Amount 50.000	Range 54 - 133		Recovery = 94.44%			
46) Toluene-d8	10.459	98	911338	47.76	ug/L	0.00
Spiked Amount 50.000	Range 63 - 126		Recovery = 95.52%			
66) 4-Bromofluorobenzene	12.346	95	422480	47.25	ug/L	0.00
Spiked Amount 50.000	Range 62 - 123		Recovery = 94.50%			
Target Compounds						Qvalue
3) Chloromethane	4.462	50	2460	Below Cal		89
7) Chloroethane	5.221	64	741	Below Cal	#	1
14) trans-1,2-Dichloroethene	7.231	61	80	Below Cal	#	62
16) 1,1-Dichloroethane	7.813	63	2033	Below Cal	#	26
17) Cyclohexane	8.766	41	493	Below Cal	#	25
18) 2,2-Dichloropropane	8.140	77	1215	Below Cal		90
20) Chloroform	8.483	83	810	Below Cal	#	76
24) Acetone	6.402	43	13283	1.99	ug/L #	85
25) 2-Butanone	8.184	43	8320	0.53	ug/L #	84
33) 1,2-Dichloroethane	8.995	62	1383	Below Cal	#	91
34) Benzene	9.021	78	611	Below Cal	#	22
40) Methyl cyclohexane	9.542	56	1005	Below Cal	#	1
44) 4-Methyl-2-pentanone	10.300	43	12994	2.01	ug/L	89
50) 1,1,2-Trichloroethane	10.803	83	2060	Below Cal	#	76
51) 1,3-Dichloropropane	10.917	76	2716	Below Cal	#	27
52) Tetrachloroethene	10.944	166	332	Below Cal	#	79
57) n-Nonane	11.596	57	4111	Below Cal	#	82
59) Ethylbenzene	11.588	91	1567	Below Cal	#	77
65) 1,1,2,2-Tetrachloroethane	12.390	83	3319	Below Cal		95
67) 2-Hexanone	10.917	43	9988	3.31	ug/L	91
69) 1,2,3-Trichloropropane	12.461	110	1546	Below Cal	#	63
70) n-Propylbenzene	12.496	91	2405	Below Cal	#	49
72) 1,3,5-Trimethylbenzene	12.602	105	2895	Below Cal	#	76
73) 2-Chlorotoluene	12.619	91	1590	Below Cal	#	78
74) 4-Chlorotoluene	12.690	91	1387	Below Cal	#	80
75) tert-Butylbenzene	12.866	119	1834	Below Cal	#	73
76) 1,2,4-Trimethylbenzene	12.901	105	5249	Below Cal		86
79) 1,3-Dichlorobenzene	13.184	146	1719	Below Cal	#	40
80) 1,4-Dichlorobenzene	13.245	146	2155	Below Cal	#	1
82) n-Butylbenzene	13.448	92	1229	Below Cal		77
83) 1,2-Dichlorobenzene	13.580	146	2785	Below Cal	#	68
84) 1,2-Dibromo-3-chloropr...	14.242	157	1035	1.21	ug/L #	45
85) 1,2,4-Trichlorobenzene	15.071	180	3494	Below Cal		79
86) Hexachlorobutadiene	15.212	190	783	Below Cal	#	77

Data Path : H:\VOA\A228\130307\
Data File : 13030706.D
Acq On : 7 Mar 2013 15:00
Operator : JM
Sample : IB
Misc : BLANK
ALS Vial : 3 Sample Multiplier: 1

Quant Time: Mar 11 11:39:04 2013
Quant Method : H:\VOA\A228\METHODS\130307.M
Quant Title : 8260B_S
QLast Update : Mon Mar 11 11:22:48 2013
Response via : Initial Calibration

Compound	R.T.	QIon	Response	Conc	Units	Dev(Min)
87) Naphthalene	15.388	128	14625	0.81	ug/L	97
88) 1,2,3-Trichlorobenzene	15.670	180	4703	0.59	ug/L	93

CM 4/1

(#) = qualifier out of range (m) = manual integration (+) = signals summed

Quantitation Report (QT Reviewed)

Data Path : H:\VOA\A228\130307\
Data File : 13030706.D
Acq On : 7 Mar 2013 15:00
Operator : JM
Sample : IB
Misc : BLANK
ALS Vial : 3 Sample Multiplier: 1

Quant Time: Mar 11 11:39:04 2013
Quant Method : H:\VOA\A228\METHODS\130307.M
Quant Title : 8260B_S
QLast Update : Mon Mar 11 11:22:48 2013
Response via : Initial Calibration

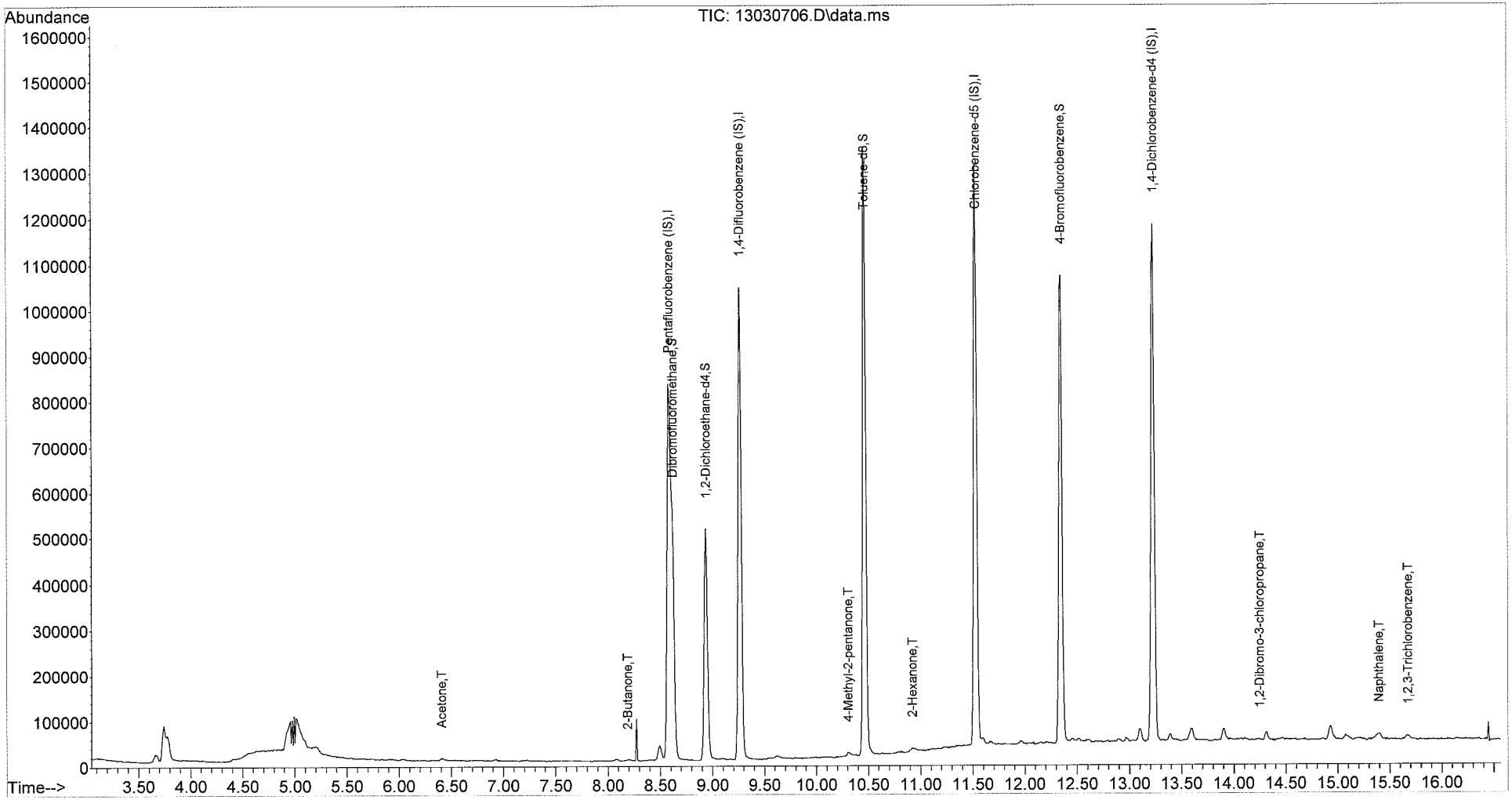

Quantitation Report (QT Reviewed)

Data Path : H:\VOA\A228\130307\
Data File : 13030707.D
Acq On : 7 Mar 2013 15:24
Operator : JM
Sample : 0.5 PPB
Misc : ICAL
ALS Vial : 4 Sample Multiplier: 1

Quant Time: Mar 11 11:09:48 2013
Quant Method : H:\VOA\A228\METHODS\130307.M
Quant Title : 8260B_S
QLast Update : Fri Mar 08 11:08:02 2013
Response via : Initial Calibration

Compound	R.T.	QIon	Response	Conc	Units		Dev(Min)
Internal Standards							
1) Pentafluorobenzene (IS)	8.581	168	617852	50.00	ug/L		0.00
30) 1,4-Difluorobenzene (IS)	9.260	114	977882	50.00	ug/L		0.00
47) Chlorobenzene-d5 (IS)	11.526	117	815292	50.00	ug/L		0.00
68) 1,4-Dichlorobenzene-d4...	13.228	152	403857	50.00	ug/L		0.00
System Monitoring Compounds							
22) Dibromofluoromethane	8.616	113	19362	2.54	ug/L		0.00
Spiked Amount 50.000	Range 52 - 140		Recovery = 5.08%#				
45) 1,2-Dichloroethane-d4	8.933	65	25611	2.68	ug/L		0.00
Spiked Amount 50.000	Range 54 - 133		Recovery = 5.36%#				
46) Toluene-d8	10.459	98	54847	2.62	ug/L		0.00
Spiked Amount 50.000	Range 63 - 126		Recovery = 5.24%#				
66) 4-Bromofluorobenzene	12.346	95	27593	2.79	ug/L		0.00
Spiked Amount 50.000	Range 62 - 123		Recovery = 5.58%#				
Target Compounds							Qvalue
2) Dichlorodifluoromethane	4.119	85	2082	N.D.			
3) Chloromethane	4.463	50	5525	0.77	ug/L	#	89
4) Vinyl chloride	4.648	62	2872	0.82	ug/L		85
5) 1,3-Butadiene	4.710	54	1948	1.46	ug/L	#	20
6) Bromomethane	0.000		0	N.D.	d		
7) Chloroethane	5.239	64	3044	0.74	ug/L	#	76
8) Trichlorofluoromethane	5.662	101	6256	0.63	ug/L		93
9) Acrolein	6.226	56	26918	47.36	ug/L		97
10) Trichlorotrifluoroethane	6.350	151	3025	N.D.			
11) 1,1-Dichloroethene	6.376	61	7478	Below Cal			94
12) Methylene chloride	6.923	84	5288	Below Cal			95
13) Acrylonitrile	0.000		0	N.D.	d		
14) trans-1,2-Dichloroethene	7.240	61	7555	0.69	ug/L		88
15) n-Hexane	7.505	57	5854	0.64	ug/L	#	70
16) 1,1-Dichloroethane	7.664	63	9382	0.66	ug/L		93
17) Cyclohexane	8.757	41	12712	Below Cal		#	83
18) 2,2-Dichloropropane	8.237	77	7445	Below Cal			96
19) cis-1,2-Dichloroethene	8.210	96	4298	0.59	ug/L		88
20) Chloroform	8.475	83	8867	0.66	ug/L		94
21) Bromochloromethane	8.440	128	2356	0.63	ug/L		88
23) 1,1,1-Trichloroethane	8.704	97	7560	0.65	ug/L		84
24) Acetone	6.403	43	10713	Below Cal		#	87
25) 2-Butanone	8.184	43	6788	Below Cal		#	89
26) Carbon Disulfide	6.729	76	11128	0.63	ug/L	#	22
27) Iodomethane	6.614	142	4397	N.D.			
28) Vinyl acetate	7.646	43	7090	N.D.			
29) Methyl tert-butyl ether	7.205	73	11548	0.65	ug/L		94
31) 1,1-Dichloropropene	8.828	75	6187	0.63	ug/L	#	82
32) Carbon tetrachloride	8.863	117	6486	0.66	ug/L		97
33) 1,2-Dichloroethane	8.995	62	8116	Below Cal			98
34) Benzene	9.022	78	16207	0.65	ug/L	#	93
35) 2,2,4-Trimethylpentane	9.048	57	17747	Below Cal		#	91
36) n-Heptane	9.154	57	3634	0.63	ug/L	#	99
37) Trichloroethene	9.524	95	4610	0.65	ug/L		88

Data Path : H:\VOA\A228\130307\
Data File : 13030707.D
Acq On : 7 Mar 2013 15:24
Operator : JM
Sample : 0.5 PPB
Misc : ICAL
ALS Vial : 4 Sample Multiplier: 1

Quant Time: Mar 11 11:09:48 2013
Quant Method : H:\VOA\A228\METHODS\130307.M
Quant Title : 8260B_S
QLast Update : Fri Mar 08 11:08:02 2013
Response via : Initial Calibration

Compound	R.T.	QIon	Response	Conc Units	Dev(Min)
38) 1,2-Dichloropropane	9.709	63	5090m	0.72 ug/L	
39) Bromodichloromethane	9.895	83	6265	0.64 ug/L	91
40) Methyl cyclohexane	9.718	56	2358	0.73 ug/L	67
41) Dibromomethane	9.815	93	3116	0.65 ug/L	88
42) cis-1,3-Dichloropropene	10.230	75	6466	0.57 ug/L	99
43) 2-Chloroethylvinylether	10.071	63	1335	N.D.	
44) 4-Methyl-2-pentanone	10.309	43	8580	1.21 ug/L	91
48) Toluene	10.512	92	10182	0.66 ug/L #	88
49) trans-1,3-Dichloropropene	10.627	75	5886	0.60 ug/L #	76
50) 1,1,2-Trichloroethane	10.776	83	3203	Below Cal	88
51) 1,3-Dichloropropane	10.918	76	7043	0.67 ug/L	91
52) Tetrachloroethene	10.935	166	4542	0.69 ug/L	96
53) Dibromochloromethane	11.103	129	3928	0.58 ug/L	90
54) 1,2-Dibromoethane	11.217	107	3622	0.59 ug/L	91
55) 1-Chlorohexane	11.447	91	5978	0.61 ug/L #	82
56) Chlorobenzene	11.544	112	10174	0.63 ug/L #	54
57) n-Nonane	11.588	57	8574	Below Cal #	84
58) 1,1,1,2-Tetrachloroethane	11.579	131	4135	0.65 ug/L #	55
59) Ethylbenzene	11.588	91	18075	0.65 ug/L	98
60) m,p-Xylene	11.658	106	14013	1.29 ug/L	87
61) o-Xylene	11.958	106	6801	0.63 ug/L	84
62) Styrene	11.958	104	10314	0.59 ug/L	95
63) Isopropylbenzene	12.196	105	15642	0.62 ug/L	93
64) Bromoform	12.143	173	2442	0.58 ug/L	96
65) 1,1,2,2-Tetrachloroethane	12.381	83	5574	0.74 ug/L	90
67) 2-Hexanone	10.909	43	6526	Below Cal #	77
69) 1,2,3-Trichloropropane	12.452	110	1617	Below Cal #	56
70) n-Propylbenzene	12.496	91	21042	Below Cal	95
71) Bromobenzene	12.505	156	4505	0.62 ug/L	86
72) 1,3,5-Trimethylbenzene	12.602	105	14933	Below Cal	92
73) 2-Chlorotoluene	12.611	91	15552	Below Cal	91
74) 4-Chlorotoluene	12.681	91	13156	0.63 ug/L #	90
75) tert-Butylbenzene	12.875	119	14856	0.65 ug/L	96
76) 1,2,4-Trimethylbenzene	12.893	105	15923	Below Cal	89
77) sec-Butylbenzene	13.034	105	19574	0.63 ug/L	90
78) 4-Isopropyltoluene	13.113	119	15774	0.63 ug/L	94
79) 1,3-Dichlorobenzene	13.184	146	9471	0.69 ug/L #	87
80) 1,4-Dichlorobenzene	13.246	146	8541	0.67 ug/L #	20
81) Dicyclopentadiene	0.000		0	N.D. d	
82) n-Butylbenzene	13.448	92	9954	0.66 ug/L	88
83) 1,2-Dichlorobenzene	13.572	146	9025	0.70 ug/L #	84
84) 1,2-Dibromo-3-chloropr...	14.233	157	1617	1.58 ug/L #	23
85) 1,2,4-Trichlorobenzene	15.071	180	6339	0.73 ug/L	97
86) Hexachlorobutadiene	15.212	190	1851	Below Cal	74
87) Naphthalene	15.397	128	14107	0.80 ug/L	93
88) 1,2,3-Trichlorobenzene	15.671	180	5298	0.71 ug/L	85

(#) = qualifier out of range (m) = manual integration (+) = signals summed

Quantitation Report (QT Reviewed)

Data Path : H:\VOA\A228\130307\
Data File : 13030707.D
Acq On : 7 Mar 2013 15:24
Operator : JM
Sample : 0.5 PPB
Misc : ICAL
ALS Vial : 4 Sample Multiplier: 1

Quant Time: Mar 11 11:09:48 2013
Quant Method : H:\VOA\A228\METHODS\130307.M
Quant Title : 8260B_S
QLast Update : Fri Mar 08 11:08:02 2013
Response via : Initial Calibration

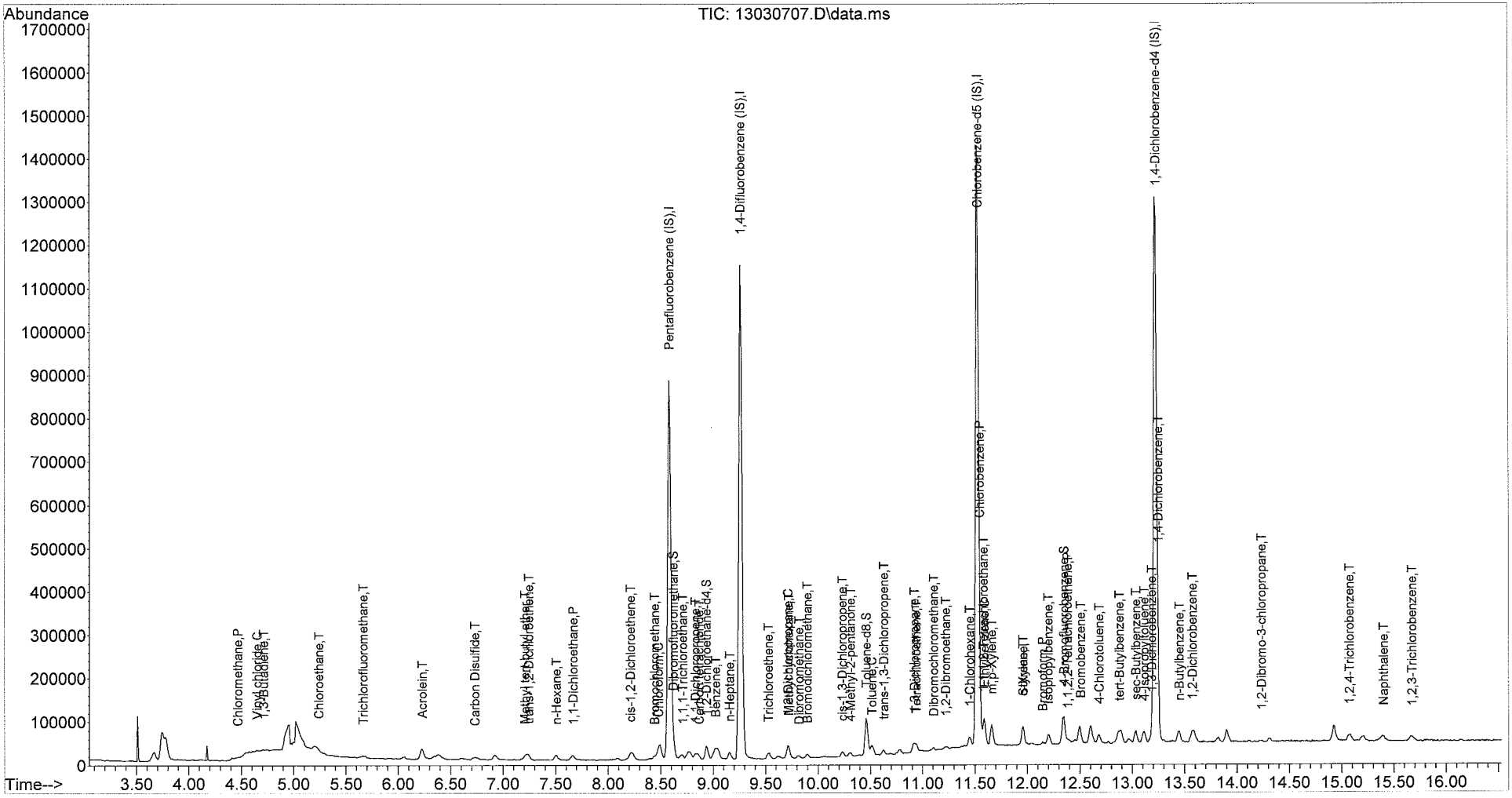

Data Path : H:\VOA\A228\130307\
Data File : 13030707.D
Acq On : 7 Mar 2013 15:24
Operator : JM
Sample : 0.5 PPB
Misc : ICAL
ALS Vial : 4 Sample Multiplier: 1

Quant Time: Mar 11 11:07:32 2013
Quant Method : H:\VOA\A228\METHODS\130307.M
Quant Title : 8260B_S
QLast Update : Fri Mar 08 11:08:02 2013
Response via : Initial Calibration

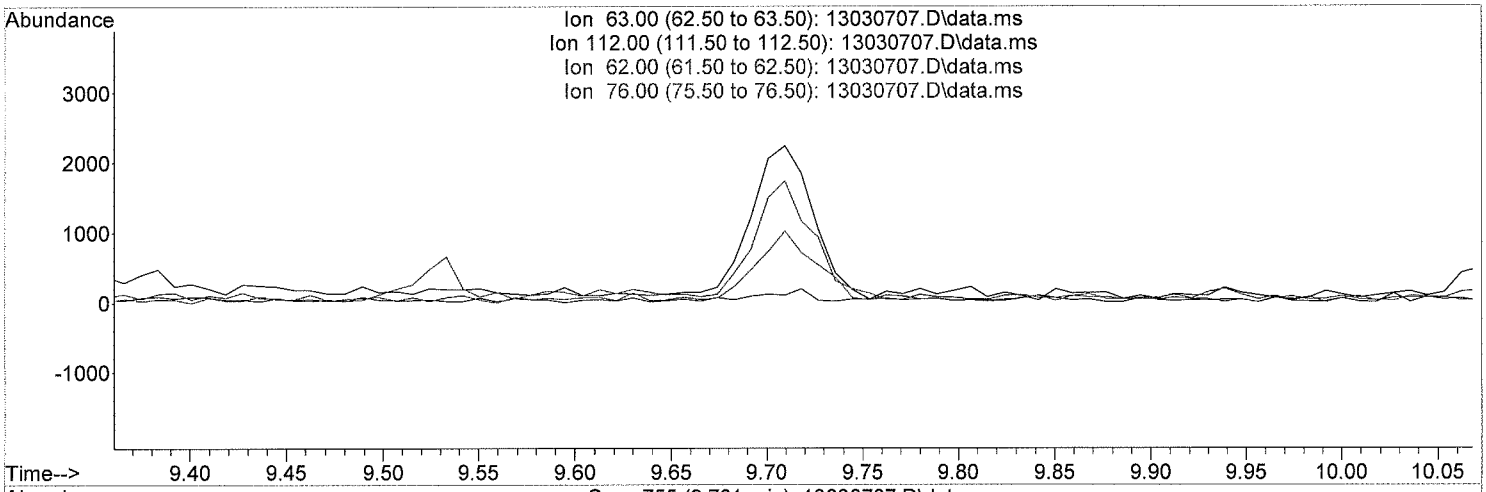

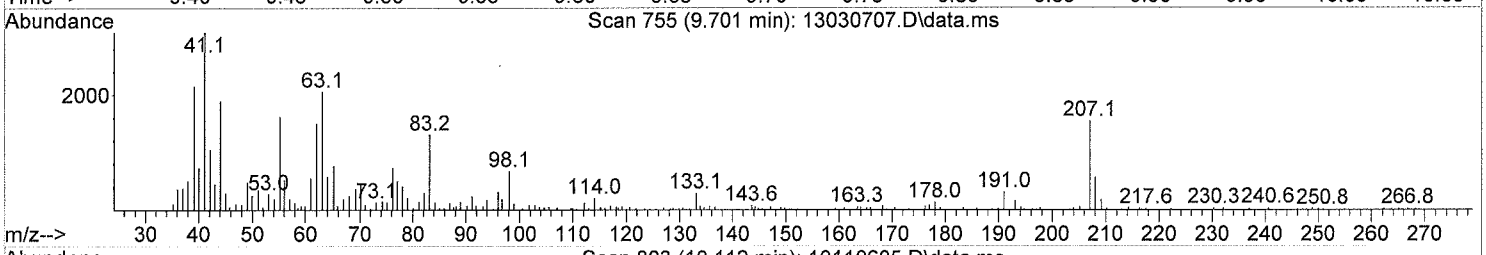



TIC: 13030707.D\data.ms

(38) 1,2-Dichloropropane (C)

9.704min (-9.704) 0.00 ug/L

response 0

Ion	Exp%	Act%
63.00	100	0.00
112.00	4.00	0.00
62.00	76.30	0.00#
76.00	48.00	0.00#

before 3/11/13

Data Path : H:\VOA\A228\130307\
Data File : 13030707.D
Acq On : 7 Mar 2013 15:24
Operator : JM
Sample : 0.5 PPB
Misc : ICAL
ALS Vial : 4 Sample Multiplier: 1

Quant Time: Mar 11 11:07:32 2013
Quant Method : H:\VOA\A228\METHODS\130307.M
Quant Title : 8260B_S
QLast Update : Fri Mar 08 11:08:02 2013
Response via : Initial Calibration

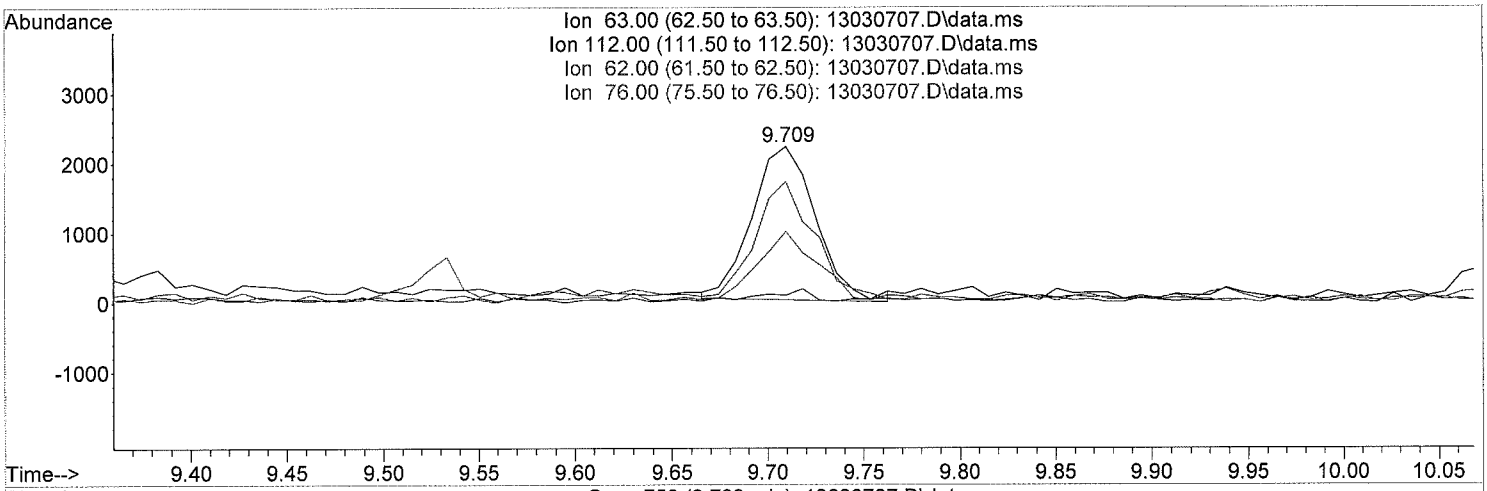

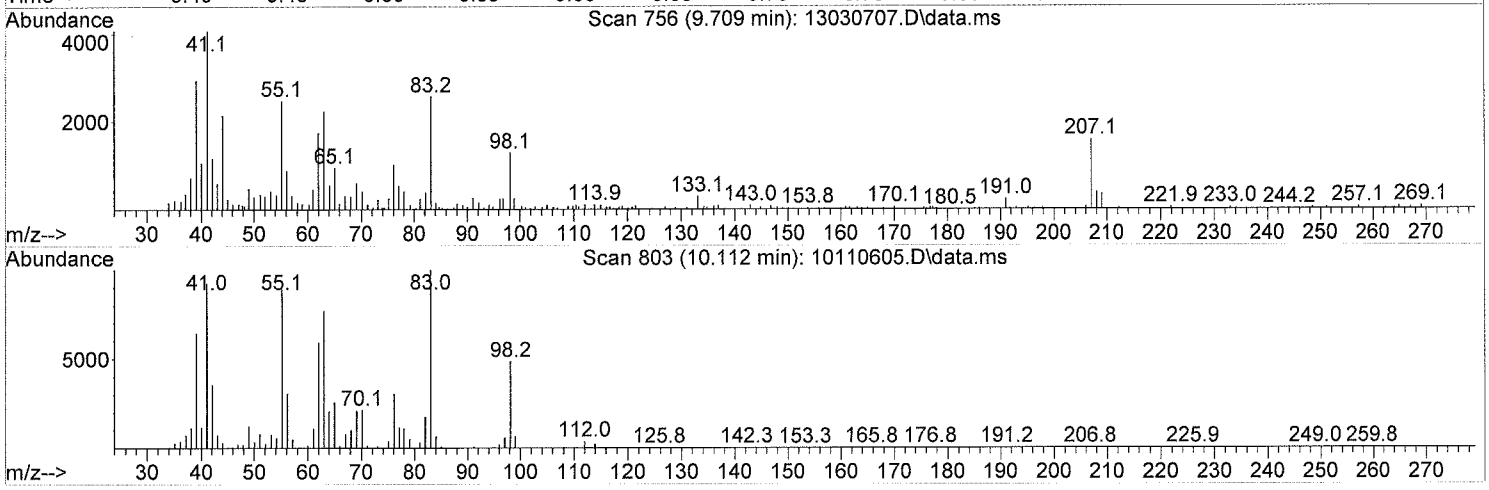

TIC: 13030707.D\data.ms

(38) 1,2-Dichloropropane (C)

9.709min (+0.005) 0.72 ug/L m

response 5090

Ion	Exp%	Act%
63.00	100	100
112.00	4.00	4.56
62.00	76.30	77.62
76.00	48.00	45.42

after 9m B IC 9/11/13

Quantitation Report (QT Reviewed)

Data Path : H:\VOA\A228\130307\
Data File : 13030708.D
Acq On : 7 Mar 2013 15:49
Operator : JM
Sample : 1.0 PPB
Misc : ICAL
ALS Vial : 5 Sample Multiplier: 1

Quant Time: Mar 11 11:12:52 2013
Quant Method : H:\VOA\A228\METHODS\130307.M
Quant Title : 8260B_S
QLast Update : Mon Mar 11 11:10:17 2013
Response via : Initial Calibration

Compound	R.T.	QIon	Response	Conc	Units		Dev(Min)
Internal Standards							
1) Pentafluorobenzene (IS)	8.581	168	621416	50.00	ug/L		0.00
30) 1,4-Difluorobenzene (IS)	9.260	114	999715	50.00	ug/L		0.00
47) Chlorobenzene-d5 (IS)	11.526	117	836149	50.00	ug/L		0.00
68) 1,4-Dichlorobenzene-d4...	13.228	152	403756	50.00	ug/L		0.00
System Monitoring Compounds							
22) Dibromofluoromethane	8.616	113	39004	5.09	ug/L		0.00
Spiked Amount 50.000	Range 52 - 140		Recovery = 10.18%#				
45) 1,2-Dichloroethane-d4	8.934	65	51696	5.29	ug/L		0.00
Spiked Amount 50.000	Range 54 - 133		Recovery = 10.58%#				
46) Toluene-d8	10.459	98	112191	5.25	ug/L		0.00
Spiked Amount 50.000	Range 63 - 126		Recovery = 10.50%#				
66) 4-Bromofluorobenzene	12.338	95	53901	5.31	ug/L		0.00
Spiked Amount 50.000	Range 62 - 123		Recovery = 10.62%#				
Target Compounds							Qvalue
2) Dichlorodifluoromethane	4.110	85	3849	0.65	ug/L		86
3) Chloromethane	4.463	50	7700	1.07	ug/L		95
4) Vinyl chloride	4.648	62	5194	1.47	ug/L		91
5) 1,3-Butadiene	4.710	54	1950	1.45	ug/L	#	49
6) Bromomethane	0.000		0	N.D.	d		
7) Chloroethane	5.239	64	3874	0.93	ug/L	#	60
8) Trichlorofluoromethane	5.653	101	10643	1.06	ug/L		88
9) Acrolein	6.227	56	42963	75.15	ug/L		98
10) Trichlorotrifluoroethane	6.341	151	5073	N.D.			
11) 1,1-Dichloroethene	6.376	61	12178	Below Cal			96
12) Methylene chloride	6.923	84	9070	N.D.			
13) Acrylonitrile	7.179	53	2127	0.65	ug/L	#	70
14) trans-1,2-Dichloroethene	7.241	61	12406	1.13	ug/L		91
15) n-Hexane	7.496	57	8940	0.98	ug/L		87
16) 1,1-Dichloroethane	7.664	63	15752	1.11	ug/L		95
17) Cyclohexane	8.757	41	21374	Below Cal		#	88
18) 2,2-Dichloropropane	8.228	77	13958	Below Cal			97
19) cis-1,2-Dichloroethene	8.219	96	7778	1.07	ug/L		89
20) Chloroform	8.475	83	15421	1.14	ug/L		96
21) Bromochloromethane	8.431	128	3998	1.06	ug/L	#	86
23) 1,1,1-Trichloroethane	8.704	97	13057	1.11	ug/L		97
24) Acetone	6.403	43	11131	N.D.			
25) 2-Butanone	8.184	43	9991	N.D.			
26) Carbon Disulfide	6.729	76	17676	0.99	ug/L	#	47
27) Iodomethane	6.606	142	7911	0.92	ug/L		89
28) Vinyl acetate	7.655	43	10266	0.86	ug/L	#	45
29) Methyl tert-butyl ether	7.214	73	18660	1.05	ug/L		95
31) 1,1-Dichloropropene	8.828	75	11018	1.10	ug/L		84
32) Carbon tetrachloride	8.854	117	10417	1.03	ug/L		95
33) 1,2-Dichloroethane	8.995	62	13257	Below Cal			93
34) Benzene	9.022	78	28211	1.11	ug/L		96
35) 2,2,4-Trimethylpentane	9.048	57	28445	Below Cal			97
36) n-Heptane	9.154	57	6103	1.03	ug/L		94
37) Trichloroethene	9.533	95	8166	1.12	ug/L		88

Data Path : H:\VOA\A228\130307\
Data File : 13030708.D
Acq On : 7 Mar 2013 15:49
Operator : JM
Sample : 1.0 PPB
Misc : ICAL
ALS Vial : 5 Sample Multiplier: 1

Quant Time: Mar 11 11:12:52 2013
Quant Method : H:\VOA\A228\METHODS\130307.M
Quant Title : 8260B_S
QLast Update : Mon Mar 11 11:10:17 2013
Response via : Initial Calibration

Compound	R.T.	QIon	Response	Conc Units	Dev(Min)
38) 1,2-Dichloropropane	9.710	63	8653	1.13 ug/L	98
39) Bromodichloromethane	9.895	83	10980	1.10 ug/L	96
40) Methyl cyclohexane	9.719	56	3780	1.15 ug/L	86
41) Dibromomethane	9.816	93	5274	1.07 ug/L #	81
42) cis-1,3-Dichloropropene	10.230	75	12487	1.07 ug/L	85
43) 2-Chloroethylvinylether	10.080	63	2162	N.D.	
44) 4-Methyl-2-pentanone	10.301	43	17241	2.38 ug/L	95
48) Toluene	10.512	92	17258	1.10 ug/L	93
49) trans-1,3-Dichloropropene	10.618	75	11068	1.10 ug/L	88
50) 1,1,2-Trichloroethane	10.777	83	6107	N.D.	
51) 1,3-Dichloropropane	10.909	76	12707	1.17 ug/L	94
52) Tetrachloroethene	10.935	166	7264	1.07 ug/L	92
53) Dibromochloromethane	11.103	129	7000	1.01 ug/L	95
54) 1,2-Dibromoethane	11.218	107	6242	0.99 ug/L	86
55) 1-Chlorohexane	11.447	91	10807	1.08 ug/L #	79
56) Chlorobenzene	11.544	112	18855	1.15 ug/L #	78
57) n-Nonane	11.588	57	13251	Below Cal #	86
58) 1,1,1,2-Tetrachloroethane	11.579	131	7321	1.12 ug/L #	77
59) Ethylbenzene	11.588	91	34193	1.20 ug/L	95
60) m,p-Xylene	11.659	106	24290	2.17 ug/L	85
61) o-Xylene	11.958	106	11612	1.05 ug/L	86
62) Styrene	11.958	104	19200	1.07 ug/L	91
63) Isopropylbenzene	12.196	105	28793	1.12 ug/L	92
64) Bromoform	12.144	173	4644	1.07 ug/L	96
65) 1,1,2,2-Tetrachloroethane	12.382	83	9614	1.25 ug/L	91
67) 2-Hexanone	10.909	43	11815	Below Cal	91
69) 1,2,3-Trichloropropane	12.452	110	2719	N.D.	
70) n-Propylbenzene	12.496	91	39428	Below Cal	94
71) Bromobenzene	12.496	156	8674	1.20 ug/L	78
72) 1,3,5-Trimethylbenzene	12.593	105	28022	Below Cal	98
73) 2-Chlorotoluene	12.611	91	28140	Below Cal	95
74) 4-Chlorotoluene	12.681	91	24660	1.19 ug/L	96
75) tert-Butylbenzene	12.867	119	26367	1.16 ug/L	96
76) 1,2,4-Trimethylbenzene	12.893	105	28117	Below Cal	97
77) sec-Butylbenzene	13.034	105	36241	1.16 ug/L	97
78) 4-Isopropyltoluene	13.114	119	28468	1.14 ug/L	94
79) 1,3-Dichlorobenzene	13.184	146	14934	1.09 ug/L #	81
80) 1,4-Dichlorobenzene	13.246	146	14748	1.15 ug/L #	47
81) Dicyclopentadiene	13.299	66	2848	1.08 ug/L #	71
82) n-Butylbenzene	13.440	92	17119	1.13 ug/L	91
83) 1,2-Dichlorobenzene	13.572	146	15422	1.19 ug/L #	94
84) 1,2-Dibromo-3-chloropr...	14.225	157	1887	1.80 ug/L #	44
85) 1,2,4-Trichlorobenzene	15.071	180	9790	1.13 ug/L	95
86) Hexachlorobutadiene	15.203	190	3000	N.D.	
87) Naphthalene	15.397	128	18480	1.04 ug/L	95
88) 1,2,3-Trichlorobenzene	15.671	180	8569	1.14 ug/L	90

(#) = qualifier out of range (m) = manual integration (+) = signals summed

Quantitation Report (QT Reviewed)

Data Path : H:\VOA\A228\130307\
Data File : 13030708.D
Acq On : 7 Mar 2013 15:49
Operator : JM
Sample : 1.0 PPB
Misc : ICAL
ALS Vial : 5 Sample Multiplier: 1

Quant Time: Mar 11 11:12:52 2013
Quant Method : H:\VOA\A228\METHODS\130307.M
Quant Title : 8260B_S
QLast Update : Mon Mar 11 11:10:17 2013
Response via : Initial Calibration

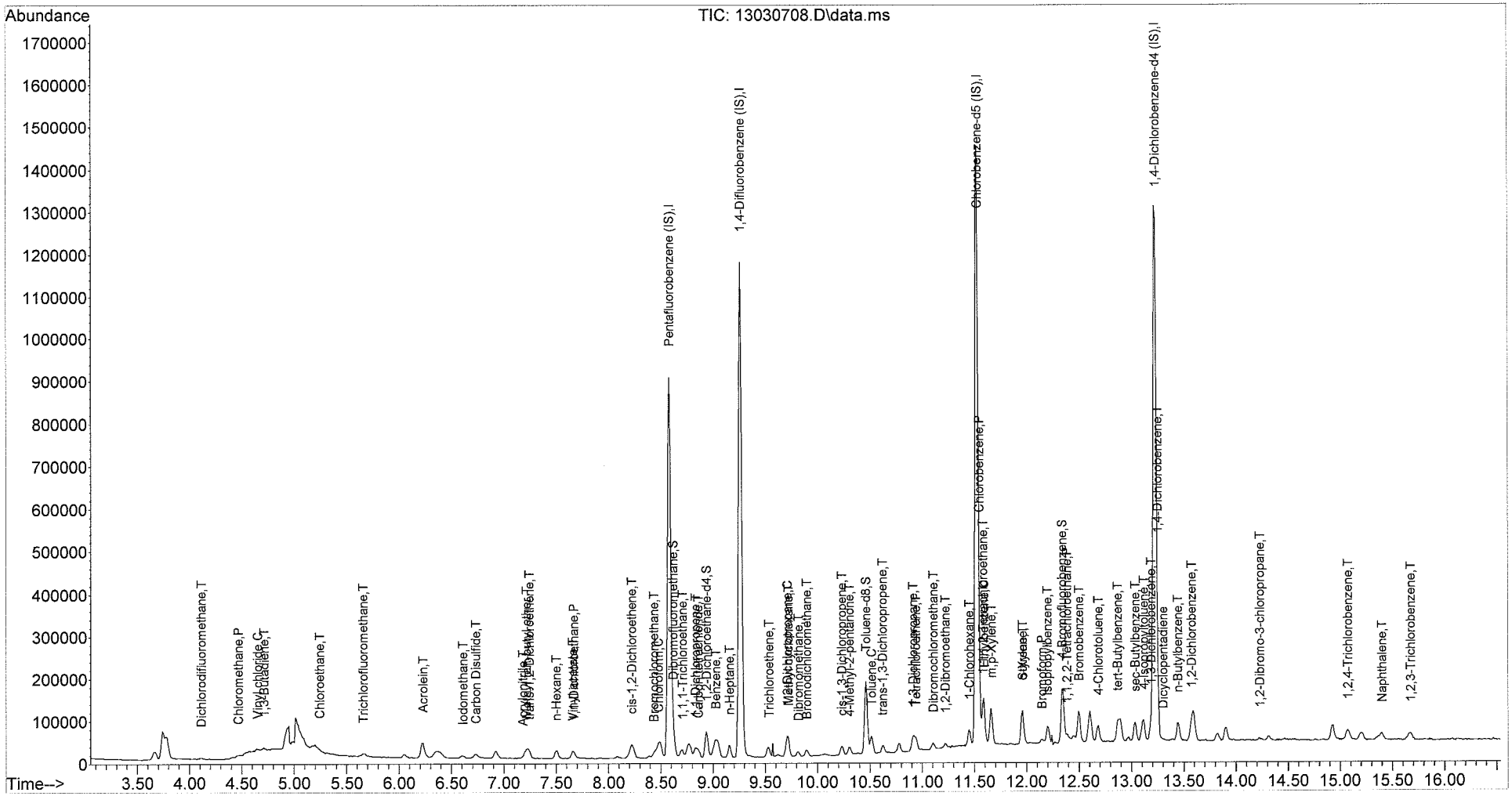

Quantitation Report (Not Reviewed)

Data Path : H:\VOA\A228\130307\
Data File : 13030709.D
Acq On : 7 Mar 2013 16:14
Operator : JM
Sample : 5.0 PPB
Misc : ICAL
ALS Vial : 6 Sample Multiplier: 1

Quant Time: Mar 11 11:17:12 2013
Quant Method : H:\VOA\A228\METHODS\130307.M
Quant Title : 8260B_S
QLast Update : Mon Mar 11 11:16:43 2013
Response via : Initial Calibration

Compound	R.T.	QIon	Response	Conc	Units	Dev(Min)
Internal Standards						
1) Pentafluorobenzene (IS)	8.584	168	580915	50.00	ug/L	0.00
30) 1,4-Difluorobenzene (IS)	9.263	114	916887	50.00	ug/L	0.00
47) Chlorobenzene-d5 (IS)	11.520	117	771029	50.00	ug/L	0.00
68) 1,4-Dichlorobenzene-d4...	13.222	152	379635	50.00	ug/L	0.00
System Monitoring Compounds						
22) Dibromofluoromethane	8.619	113	141936	19.82	ug/L	0.00
Spiked Amount 50.000	Range 52 - 140		Recovery = 39.64%#			
45) 1,2-Dichloroethane-d4	8.936	65	185720	20.73	ug/L	0.00
Spiked Amount 50.000	Range 54 - 133		Recovery = 41.46%#			
46) Toluene-d8	10.462	98	406169	20.72	ug/L	0.00
Spiked Amount 50.000	Range 63 - 126		Recovery = 41.44%#			
66) 4-Bromofluorobenzene	12.340	95	180822	19.31	ug/L	0.00
Spiked Amount 50.000	Range 62 - 123		Recovery = 38.62%#			
Target Compounds						Qvalue
2) Dichlorodifluoromethane	4.113	85	15700	5.03	ug/L	96
3) Chloromethane	4.466	50	31939	4.75	ug/L	97
4) Vinyl chloride	4.642	62	18525	5.57	ug/L	95
5) 1,3-Butadiene	4.713	54	9024	6.04	ug/L	94
6) Bromomethane	5.074	94	3247	9.59	ug/L #	69
7) Chloroethane	5.233	64	18306	4.71	ug/L	93
8) Trichlorofluoromethane	5.656	101	46036	4.92	ug/L	97
9) Acrolein	6.220	56	53765	100.61	ug/L	99
10) Trichlorotrifluoroethane	6.344	151	21467	4.92	ug/L	95
11) 1,1-Dichloroethene	6.379	61	52277	4.39	ug/L	98
12) Methylene chloride	6.917	84	34039	4.52	ug/L	98
13) Acrylonitrile	7.182	53	8614	4.50	ug/L	90
14) trans-1,2-Dichloroethene	7.235	61	52266	5.07	ug/L	98
15) n-Hexane	7.499	57	43724	5.11	ug/L	94
16) 1,1-Dichloroethane	7.667	63	67572	5.09	ug/L	99
17) Cyclohexane	8.751	41	93648	4.19	ug/L #	91
18) 2,2-Dichloropropane	8.231	77	57362	4.47	ug/L	98
19) cis-1,2-Dichloroethene	8.213	96	35353	5.18	ug/L	98
20) Chloroform	8.469	83	65547	5.20	ug/L	99
21) Bromochloromethane	8.443	128	18120	5.14	ug/L	95
23) 1,1,1-Trichloroethane	8.698	97	55955	5.08	ug/L	95
24) Acetone	6.414	43	26620	8.85	ug/L	96
25) 2-Butanone	8.187	43	35829	9.64	ug/L	97
26) Carbon Disulfide	6.732	76	81912	4.90	ug/L	92
27) Iodomethane	6.600	142	40518	5.03	ug/L	93
28) Vinyl acetate	7.640	43	54629	4.90	ug/L #	89
29) Methyl tert-butyl ether	7.208	73	83477	5.03	ug/L	96
31) 1,1-Dichloropropene	8.831	75	47937	5.24	ug/L	95
32) Carbon tetrachloride	8.857	117	47077	5.10	ug/L	97
33) 1,2-Dichloroethane	8.998	62	56342	4.47	ug/L	96
34) Benzene	9.025	78	118726	5.11	ug/L	97
35) 2,2,4-Trimethylpentane	9.051	57	121615	4.52	ug/L	98
36) n-Heptane	9.157	57	27763	5.13	ug/L #	99
37) Trichloroethene	9.527	95	33861	5.06	ug/L	97

Data Path : H:\VOA\A228\130307\
Data File : 13030709.D
Acq On : 7 Mar 2013 16:14
Operator : JM
Sample : 5.0 PPB
Misc : ICAL
ALS Vial : 6 Sample Multiplier: 1

Quant Time: Mar 11 11:17:12 2013
Quant Method : H:\VOA\A228\METHODS\130307.M
Quant Title : 8260B_S
QLast Update : Mon Mar 11 11:16:43 2013
Response via : Initial Calibration

Compound	R.T.	QIon	Response	Conc	Units		Dev(Min)
38) 1,2-Dichloropropane	9.704	63	35351	5.05	ug/L		97
39) Bromodichloromethane	9.898	83	43825	4.78	ug/L		97
40) Methyl cyclohexane	9.712	56	16300	5.40	ug/L		93
41) Dibromomethane	9.809	93	22380	4.95	ug/L		96
42) cis-1,3-Dichloropropene	10.233	75	52144	4.88	ug/L		98
43) 2-Chloroethylvinylether	10.065	63	6906	4.08	ug/L	#	57
44) 4-Methyl-2-pentanone	10.303	43	62536	9.43	ug/L		97
48) Toluene	10.515	92	69393	4.78	ug/L		98
49) trans-1,3-Dichloropropene	10.621	75	42620	4.61	ug/L		93
50) 1,1,2-Trichloroethane	10.771	83	23060	4.38	ug/L		95
51) 1,3-Dichloropropane	10.912	76	49388	4.93	ug/L		95
52) Tetrachloroethene	10.938	166	30549	4.88	ug/L		95
53) Dibromochloromethane	11.106	129	28028	4.41	ug/L		98
54) 1,2-Dibromoethane	11.220	107	28313	4.85	ug/L		93
55) 1-Chlorohexane	11.450	91	45205	4.89	ug/L		91
56) Chlorobenzene	11.547	112	73462	4.84	ug/L		94
57) n-Nonane	11.591	57	55252	4.51	ug/L		93
58) 1,1,1,2-Tetrachloroethane	11.582	131	28708	4.74	ug/L		96
59) Ethylbenzene	11.582	91	131071	4.97	ug/L		96
60) m,p-Xylene	11.661	106	98914	9.60	ug/L		88
61) o-Xylene	11.952	106	48968	4.79	ug/L		96
62) Styrene	11.961	104	79204	4.79	ug/L		98
63) Isopropylbenzene	12.199	105	116809	4.92	ug/L		96
64) Bromoform	12.146	173	16412	4.10	ug/L		95
65) 1,1,2,2-Tetrachloroethane	12.384	83	31681	4.47	ug/L		93
67) 2-Hexanone	10.903	43	42027	7.60	ug/L		98
69) 1,2,3-Trichloropropane	12.446	110	9850	4.45	ug/L		95
70) n-Propylbenzene	12.499	91	160979	4.58	ug/L		99
71) Bromobenzene	12.499	156	33037	4.87	ug/L		86
72) 1,3,5-Trimethylbenzene	12.596	105	110130	4.54	ug/L		97
73) 2-Chlorotoluene	12.605	91	108761	4.45	ug/L		97
74) 4-Chlorotoluene	12.675	91	99235	5.08	ug/L		98
75) tert-Butylbenzene	12.869	119	104441	4.89	ug/L		94
76) 1,2,4-Trimethylbenzene	12.896	105	110332	4.58	ug/L		100
77) sec-Butylbenzene	13.037	105	149028	5.07	ug/L		98
78) 4-Isopropyltoluene	13.116	119	114154	4.87	ug/L		97
79) 1,3-Dichlorobenzene	13.187	146	62118	4.84	ug/L		97
80) 1,4-Dichlorobenzene	13.249	146	57176	4.75	ug/L	#	88
81) Dicyclopentadiene	13.301	66	12516	5.07	ug/L	#	90
82) n-Butylbenzene	13.443	92	70313	4.94	ug/L		97
83) 1,2-Dichlorobenzene	13.575	146	58548	4.80	ug/L		98
84) 1,2-Dibromo-3-chloropr...	14.236	157	4849	4.54	ug/L	#	87
85) 1,2,4-Trichlorobenzene	15.074	180	40008	4.89	ug/L		89
86) Hexachlorobutadiene	15.197	190	11167	4.79	ug/L		94
87) Naphthalene	15.391	128	74150	4.45	ug/L		98
88) 1,2,3-Trichlorobenzene	15.665	180	34290	4.87	ug/L		98

(#) = qualifier out of range (m) = manual integration (+) = signals summed

Quantitation Report (Not Reviewed)

Data Path : H:\VOA\A228\130307\
Data File : 13030709.D
Acq On : 7 Mar 2013 16:14
Operator : JM
Sample : 5.0 PPB
Misc : ICAL
ALS Vial : 6 Sample Multiplier: 1

Quant Time: Mar 11 11:17:12 2013
Quant Method : H:\VOA\A228\METHODS\130307.M
Quant Title : 8260B_S
QLast Update : Mon Mar 11 11:16:43 2013
Response via : Initial Calibration

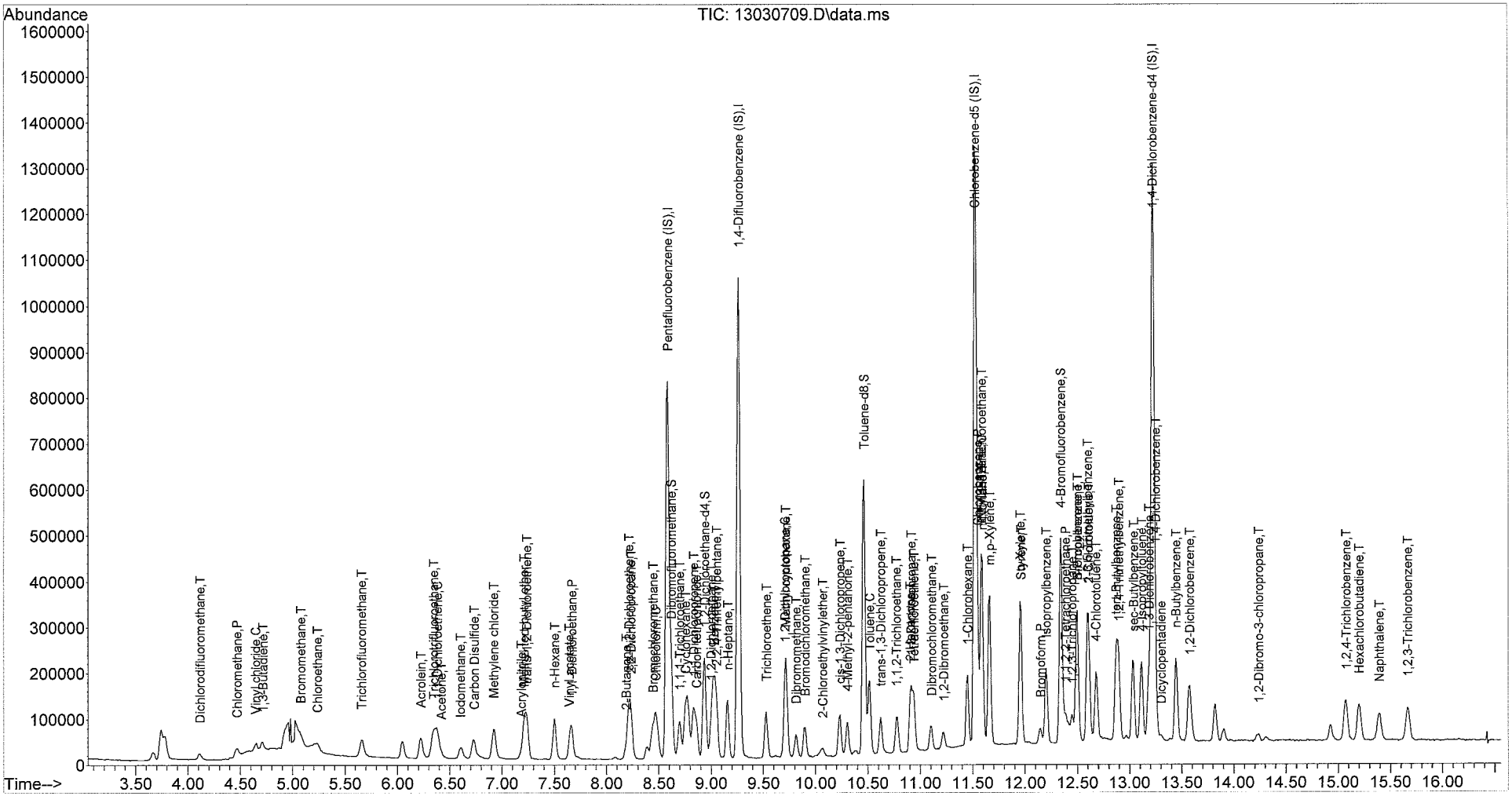

Quantitation Report (Not Reviewed)

Data Path : H:\VOA\A228\130307\
Data File : 13030710.D
Acq On : 7 Mar 2013 16:39
Operator : JM
Sample : 10 PPB
Misc : ICAL
ALS Vial : 7 Sample Multiplier: 1

Quant Time: Mar 11 11:18:24 2013
Quant Method : H:\VOA\A228\METHODS\130307.M
Quant Title : 8260B_S
QLast Update : Mon Mar 11 11:18:16 2013
Response via : Initial Calibration

Compound	R.T.	QIon	Response	Conc	Units		Dev(Min)
Internal Standards							
1) Pentafluorobenzene (IS)	8.578	168	596941	50.00	ug/L		0.00
30) 1,4-Difluorobenzene (IS)	9.265	114	955870	50.00	ug/L		0.00
47) Chlorobenzene-d5 (IS)	11.523	117	807325	50.00	ug/L		0.00
68) 1,4-Dichlorobenzene-d4...	13.225	152	406370	50.00	ug/L		0.00
System Monitoring Compounds							
22) Dibromofluoromethane	8.613	113	220671	29.99	ug/L		0.00
Spiked Amount 50.000	Range 52 - 140		Recovery = 59.98%				
45) 1,2-Dichloroethane-d4	8.930	65	280363	30.02	ug/L		0.00
Spiked Amount 50.000	Range 54 - 133		Recovery = 60.04%				
46) Toluene-d8	10.465	98	615381	30.11	ug/L		0.00
Spiked Amount 50.000	Range 63 - 126		Recovery = 60.22%#				
66) 4-Bromofluorobenzene	12.343	95	281360	28.69	ug/L		0.00
Spiked Amount 50.000	Range 62 - 123		Recovery = 57.38%#				
Target Compounds							Qvalue
2) Dichlorodifluoromethane	4.107	85	30754	10.18	ug/L		97
3) Chloromethane	4.468	50	63806	9.24	ug/L		98
4) Vinyl chloride	4.645	62	35349	10.34	ug/L		94
5) 1,3-Butadiene	4.706	54	16054	10.24	ug/L		96
6) Bromomethane	5.077	94	3916	10.71	ug/L	#	86
7) Chloroethane	5.236	64	38254	9.58	ug/L		95
8) Trichlorofluoromethane	5.659	101	93649	9.74	ug/L		97
9) Acrolein	6.223	56	70066	127.59	ug/L		100
10) Trichlorotrifluoroethane	6.338	151	42920	9.58	ug/L		96
11) 1,1-Dichloroethene	6.382	61	105584	10.52	ug/L		97
12) Methylene chloride	6.920	84	68878	10.29	ug/L		98
13) Acrylonitrile	7.167	53	18840	10.14	ug/L		86
14) trans-1,2-Dichloroethene	7.237	61	103911	9.81	ug/L		99
15) n-Hexane	7.502	57	86739	9.86	ug/L		94
16) 1,1-Dichloroethane	7.661	63	135694	9.95	ug/L		99
17) Cyclohexane	8.763	41	180729	10.55	ug/L	#	87
18) 2,2-Dichloropropane	8.234	77	112771	10.33	ug/L		97
19) cis-1,2-Dichloroethene	8.207	96	69129	9.86	ug/L		95
20) Chloroform	8.472	83	126615	9.77	ug/L		97
21) Bromochloromethane	8.437	128	35147	9.69	ug/L		80
23) 1,1,1-Trichloroethane	8.701	97	109906	9.71	ug/L		99
24) Acetone	6.408	43	50406	20.88	ug/L		96
25) 2-Butanone	8.181	43	66009	19.16	ug/L		99
26) Carbon Disulfide	6.726	76	170109	9.90	ug/L		99
27) Iodomethane	6.602	142	82842	10.00	ug/L		96
28) Vinyl acetate	7.643	43	112902	9.86	ug/L		96
29) Methyl tert-butyl ether	7.211	73	164153	9.63	ug/L		97
31) 1,1-Dichloropropene	8.825	75	92336	9.68	ug/L		93
32) Carbon tetrachloride	8.860	117	92732	9.63	ug/L		99
33) 1,2-Dichloroethane	9.001	62	112051	10.44	ug/L		99
34) Benzene	9.019	78	235787	9.73	ug/L		99
35) 2,2,4-Trimethylpentane	9.045	57	246272	10.34	ug/L		100
36) n-Heptane	9.151	57	54558	9.67	ug/L		93
37) Trichloroethene	9.521	95	68947	9.88	ug/L		95

Data Path : H:\VOA\A228\130307\
Data File : 13030710.D
Acq On : 7 Mar 2013 16:39
Operator : JM
Sample : 10 PPB
Misc : ICAL
ALS Vial : 7 Sample Multiplier: 1

Quant Time: Mar 11 11:18:24 2013
Quant Method : H:\VOA\A228\METHODS\130307.M
Quant Title : 8260B_S
QLast Update : Mon Mar 11 11:18:16 2013
Response via : Initial Calibration

Compound	R.T.	QIon	Response	Conc Units	Dev(Min)
38) 1,2-Dichloropropane	9.706	63	71680	9.83 ug/L	96
39) Bromodichloromethane	9.892	83	90871	9.50 ug/L	98
40) Methyl cyclohexane	9.715	56	30320	9.63 ug/L	96
41) Dibromomethane	9.812	93	45527	9.66 ug/L	93
42) cis-1,3-Dichloropropene	10.227	75	112314	10.08 ug/L	97
43) 2-Chloroethylvinylether	10.068	63	16738	9.49 ug/L	86
44) 4-Methyl-2-pentanone	10.297	43	135405	19.58 ug/L	96
48) Toluene	10.518	92	145979	9.60 ug/L	100
49) trans-1,3-Dichloropropene	10.623	75	93508	9.66 ug/L	98
50) 1,1,2-Trichloroethane	10.773	83	48616	10.24 ug/L	97
51) 1,3-Dichloropropane	10.914	76	101844	9.72 ug/L	100
52) Tetrachloroethene	10.941	166	62728	9.57 ug/L	97
53) Dibromochloromethane	11.100	129	61944	9.30 ug/L	99
54) 1,2-Dibromoethane	11.214	107	59329	9.70 ug/L	97
55) 1-Chlorohexane	11.452	91	94342	9.75 ug/L	99
56) Chlorobenzene	11.549	112	151418	9.52 ug/L	98
57) n-Nonane	11.585	57	105414	10.54 ug/L	93
58) 1,1,1,2-Tetrachloroethane	11.585	131	58873	9.29 ug/L	96
59) Ethylbenzene	11.585	91	276533	10.02 ug/L	99
60) m,p-Xylene	11.655	106	207387	19.22 ug/L	91
61) o-Xylene	11.955	106	103015	9.61 ug/L	99
62) Styrene	11.955	104	166687	9.63 ug/L	98
63) Isopropylbenzene	12.202	105	244590	9.84 ug/L	98
64) Bromoform	12.149	173	37237	8.89 ug/L	99
65) 1,1,2,2-Tetrachloroethane	12.387	83	66650	8.99 ug/L	99
67) 2-Hexanone	10.906	43	89967	19.47 ug/L	95
69) 1,2,3-Trichloropropane	12.449	110	20408	9.80 ug/L	98
70) n-Propylbenzene	12.493	91	328451	10.46 ug/L	99
71) Bromobenzene	12.502	156	68828	9.48 ug/L	96
72) 1,3,5-Trimethylbenzene	12.599	105	225132	10.25 ug/L	100
73) 2-Chlorotoluene	12.608	91	224309	10.50 ug/L	99
74) 4-Chlorotoluene	12.678	91	208111	9.96 ug/L	97
75) tert-Butylbenzene	12.872	119	218217	9.54 ug/L	99
76) 1,2,4-Trimethylbenzene	12.899	105	226479	10.25 ug/L	99
77) sec-Butylbenzene	13.031	105	307292	9.76 ug/L	99
78) 4-Isopropyltoluene	13.119	119	241045	9.61 ug/L	99
79) 1,3-Dichlorobenzene	13.181	146	129385	9.42 ug/L	96
80) 1,4-Dichlorobenzene	13.242	146	119399	9.26 ug/L #	89
81) Dicyclopentadiene	13.304	66	25652	9.70 ug/L	99
82) n-Butylbenzene	13.445	92	146290	9.61 ug/L	100
83) 1,2-Dichlorobenzene	13.569	146	122214	9.37 ug/L	98
84) 1,2-Dibromo-3-chloropr...	14.230	157	10422	8.90 ug/L	91
85) 1,2,4-Trichlorobenzene	15.077	180	83419	9.53 ug/L	95
86) Hexachlorobutadiene	15.200	190	23008	10.49 ug/L	96
87) Naphthalene	15.394	128	164364	9.21 ug/L	99
88) 1,2,3-Trichlorobenzene	15.667	180	71772	9.52 ug/L	97

(#) = qualifier out of range (m) = manual integration (+) = signals summed

Quantitation Report (Not Reviewed)

Data Path : H:\VOA\A228\130307\
Data File : 13030710.D
Acq On : 7 Mar 2013 16:39
Operator : JM
Sample : 10 PPB
Misc : ICAL
ALS Vial : 7 Sample Multiplier: 1

Quant Time: Mar 11 11:18:24 2013
Quant Method : H:\VOA\A228\METHODS\130307.M
Quant Title : 8260B_S
QLast Update : Mon Mar 11 11:18:16 2013
Response via : Initial Calibration

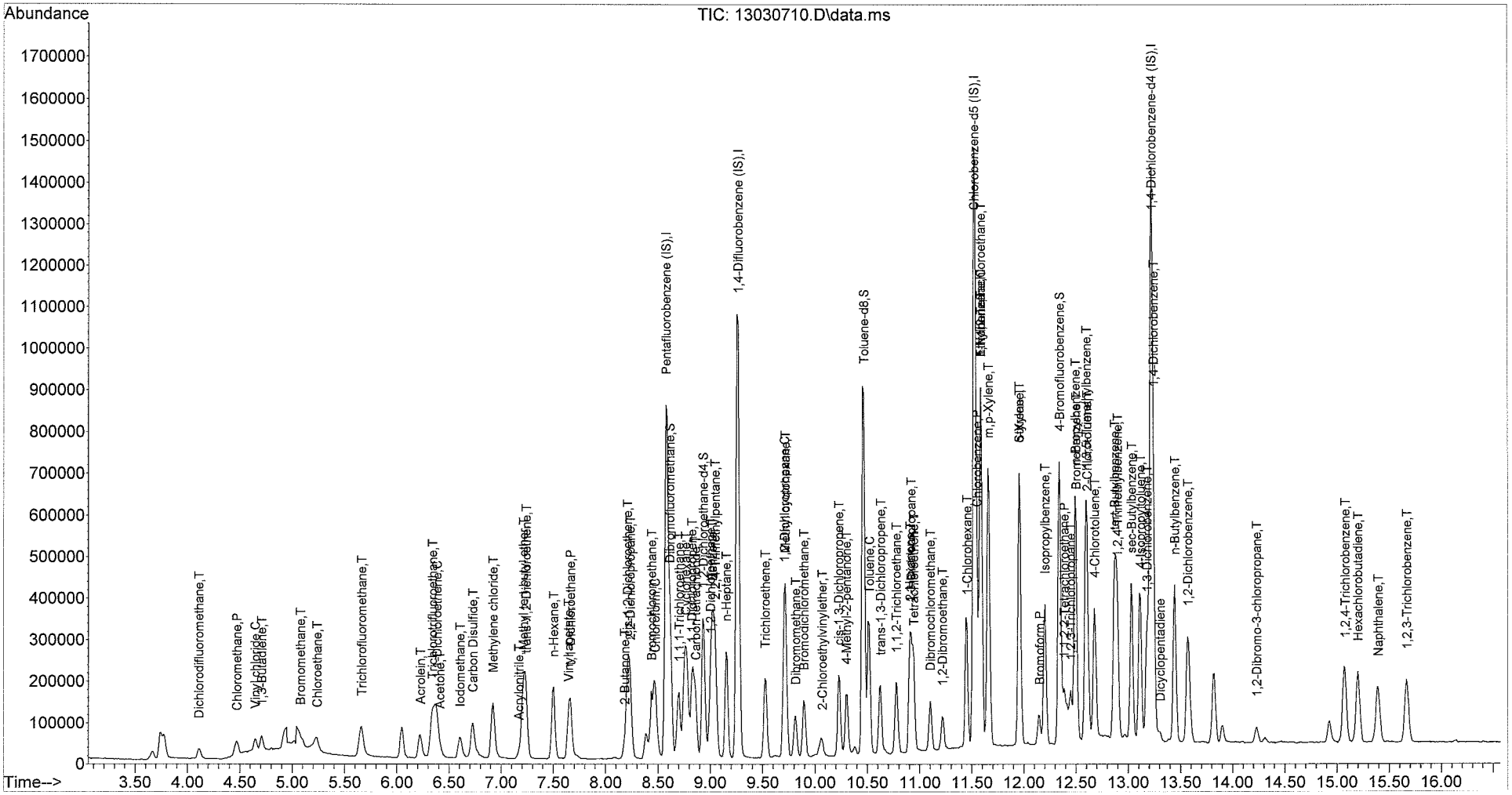

Quantitation Report (Not Reviewed)

Data Path : H:\VOA\A228\130307\
Data File : 13030711.D
Acq On : 7 Mar 2013 17:04
Operator : JM
Sample : 20 PPB
Misc : ICAL
ALS Vial : 8 Sample Multiplier: 1

Quant Time: Mar 11 11:19:42 2013
Quant Method : H:\VOA\A228\METHODS\130307.M
Quant Title : 8260B_S
QLast Update : Mon Mar 11 11:19:32 2013
Response via : Initial Calibration

Compound	R.T.	QIon	Response	Conc	Units	Dev(Min)
Internal Standards						
1) Pentafluorobenzene (IS)	8.584	168	601505	50.00	ug/L	0.00
30) 1,4-Difluorobenzene (IS)	9.263	114	965128	50.00	ug/L	0.00
47) Chlorobenzene-d5 (IS)	11.521	117	817276	50.00	ug/L	0.00
68) 1,4-Dichlorobenzene-d4...	13.223	152	417372	50.00	ug/L	0.00
System Monitoring Compounds						
22) Dibromofluoromethane	8.620	113	376582	50.79	ug/L	0.00
Spiked Amount 50.000	Range 52 - 140		Recovery = 101.58%			
45) 1,2-Dichloroethane-d4	8.937	65	460535	48.84	ug/L	0.00
Spiked Amount 50.000	Range 54 - 133		Recovery = 97.68%			
46) Toluene-d8	10.463	98	1017995	49.33	ug/L	0.00
Spiked Amount 50.000	Range 63 - 126		Recovery = 98.66%			
66) 4-Bromofluorobenzene	12.341	95	473462	47.70	ug/L	0.00
Spiked Amount 50.000	Range 62 - 123		Recovery = 95.40%			
Target Compounds						Qvalue
2) Dichlorodifluoromethane	4.114	85	60549	20.52	ug/L	100
3) Chloromethane	4.475	50	127000	18.25	ug/L	100
4) Vinyl chloride	4.652	62	67711	19.67	ug/L	100
5) 1,3-Butadiene	4.704	54	31675	19.77	ug/L	100
6) Bromomethane	5.066	94	8063	18.59	ug/L	100
7) Chloroethane	5.234	64	73406	18.25	ug/L	100
8) Trichlorofluoromethane	5.657	101	186599	19.26	ug/L	100
9) Acrolein	6.221	56	85147	153.88	ug/L	100
10) Trichlorotrifluoroethane	6.336	151	86641	19.19	ug/L	100
11) 1,1-Dichloroethene	6.380	61	200993	21.62	ug/L	100
12) Methylene chloride	6.918	84	133372	21.12	ug/L	100
13) Acrylonitrile	7.165	53	37322	20.42	ug/L	100
14) trans-1,2-Dichloroethene	7.235	61	205607	19.27	ug/L	100
15) n-Hexane	7.500	57	174382	19.68	ug/L	100
16) 1,1-Dichloroethane	7.659	63	265107	19.30	ug/L	100
17) Cyclohexane	8.752	41	347556	22.92	ug/L	100
18) 2,2-Dichloropropane	8.232	77	221434	21.97	ug/L	100
19) cis-1,2-Dichloroethene	8.214	96	138728	19.64	ug/L	100
20) Chloroform	8.470	83	248128	19.01	ug/L	100
21) Bromochloromethane	8.435	128	69816	19.11	ug/L	100
23) 1,1,1-Trichloroethane	8.699	97	220193	19.30	ug/L	100
24) Acetone	6.406	43	91031	41.71	ug/L	100
25) 2-Butanone	8.179	43	132458	40.50	ug/L	100
26) Carbon Disulfide	6.724	76	335969	19.41	ug/L	100
27) Iodomethane	6.600	142	177931	21.31	ug/L	100
28) Vinyl acetate	7.641	43	237442	20.59	ug/L	100
29) Methyl tert-butyl ether	7.209	73	330955	19.28	ug/L	100
31) 1,1-Dichloropropene	8.831	75	184689	19.18	ug/L	100
32) Carbon tetrachloride	8.858	117	186874	19.21	ug/L	100
33) 1,2-Dichloroethane	8.999	62	216450	21.88	ug/L	100
34) Benzene	9.017	78	463193	18.94	ug/L	100
35) 2,2,4-Trimethylpentane	9.043	57	476956	21.36	ug/L	100
36) n-Heptane	9.158	57	112319	19.71	ug/L	100
37) Trichloroethene	9.528	95	135847	19.27	ug/L	100

Data Path : H:\VOA\A228\130307\
Data File : 13030711.D
Acq On : 7 Mar 2013 17:04
Operator : JM
Sample : 20 PPB
Misc : ICAL
ALS Vial : 8 Sample Multiplier: 1

Quant Time: Mar 11 11:19:42 2013
Quant Method : H:\VOA\A228\METHODS\130307.M
Quant Title : 8260B_S
QLast Update : Mon Mar 11 11:19:32 2013
Response via : Initial Calibration

Compound	R.T.	QIon	Response	Conc Units	Dev(Min)
38) 1,2-Dichloropropane	9.704	63	140288	19.05 ug/L	100
39) Bromodichloromethane	9.898	83	185128	19.17 ug/L	100
40) Methyl cyclohexane	9.713	56	58011	18.24 ug/L	100
41) Dibromomethane	9.810	93	91438	19.21 ug/L	100
42) cis-1,3-Dichloropropene	10.233	75	222080	19.74 ug/L	100
43) 2-Chloroethylvinylether	10.066	63	29412	16.52 ug/L	100
44) 4-Methyl-2-pentanone	10.304	43	264384	37.87 ug/L	100
48) Toluene	10.516	92	285711	18.57 ug/L	100
49) trans-1,3-Dichloropropene	10.621	75	193687	19.76 ug/L	100
50) 1,1,2-Trichloroethane	10.771	83	93356	20.68 ug/L	100
51) 1,3-Dichloropropane	10.912	76	199262	18.78 ug/L	100
52) Tetrachloroethene	10.939	166	121804	18.36 ug/L	100
53) Dibromochloromethane	11.098	129	131009	19.43 ug/L	100
54) 1,2-Dibromoethane	11.212	107	122697	19.81 ug/L	100
55) 1-Chlorohexane	11.450	91	188157	19.20 ug/L	100
56) Chlorobenzene	11.547	112	303593	18.86 ug/L	100
57) n-Nonane	11.591	57	202845	22.58 ug/L	100
58) 1,1,1,2-Tetrachloroethane	11.583	131	117321	18.28 ug/L	100
59) Ethylbenzene	11.583	91	526198	18.83 ug/L	100
60) m,p-Xylene	11.662	106	413360	37.85 ug/L	100
61) o-Xylene	11.953	106	202957	18.71 ug/L	100
62) Styrene	11.953	104	336737	19.21 ug/L	100
63) Isopropylbenzene	12.200	105	481664	19.15 ug/L	100
64) Bromoform	12.147	173	78667	18.55 ug/L	100
65) 1,1,2,2-Tetrachloroethane	12.385	83	131842	17.57 ug/L	100
67) 2-Hexanone	10.904	43	179526	42.02 ug/L	100
69) 1,2,3-Trichloropropane	12.447	110	42014	20.94 ug/L	100
70) n-Propylbenzene	12.491	91	644293	21.71 ug/L	100
71) Bromobenzene	12.500	156	136394	18.29 ug/L	100
72) 1,3,5-Trimethylbenzene	12.597	105	450533	21.61 ug/L	100
73) 2-Chlorotoluene	12.606	91	428663	21.32 ug/L	100
74) 4-Chlorotoluene	12.676	91	411722	19.18 ug/L	100
75) tert-Butylbenzene	12.870	119	443978	18.90 ug/L	100
76) 1,2,4-Trimethylbenzene	12.897	105	452194	21.45 ug/L	100
77) sec-Butylbenzene	13.029	105	617159	19.09 ug/L	100
78) 4-Isopropyltoluene	13.117	119	487591	18.93 ug/L	100
79) 1,3-Dichlorobenzene	13.188	146	262562	18.61 ug/L	100
80) 1,4-Dichlorobenzene	13.249	146	245652	18.55 ug/L	100
81) Dicyclopentadiene	13.302	66	53508	19.71 ug/L	100
82) n-Butylbenzene	13.443	92	296829	18.99 ug/L	100
83) 1,2-Dichlorobenzene	13.567	146	245674	18.34 ug/L	100
84) 1,2-Dibromo-3-chloropr...	14.228	157	23602	19.36 ug/L	100
85) 1,2,4-Trichlorobenzene	15.075	180	171479	19.08 ug/L	100
86) Hexachlorobutadiene	15.198	190	46428	21.94 ug/L	100
87) Naphthalene	15.392	128	344789	18.81 ug/L	100
88) 1,2,3-Trichlorobenzene	15.665	180	150910	19.49 ug/L	100

(#) = qualifier out of range (m) = manual integration (+) = signals summed

Quantitation Report (Not Reviewed)

Data Path : H:\VOA\A228\130307\
Data File : 13030711.D
Acq On : 7 Mar 2013 17:04
Operator : JM
Sample : 20 PPB
Misc : ICAL
ALS Vial : 8 Sample Multiplier: 1

Quant Time: Mar 11 11:19:42 2013
Quant Method : H:\VOA\A228\METHODS\130307.M
Quant Title : 8260B_S
QLast Update : Mon Mar 11 11:19:32 2013
Response via : Initial Calibration

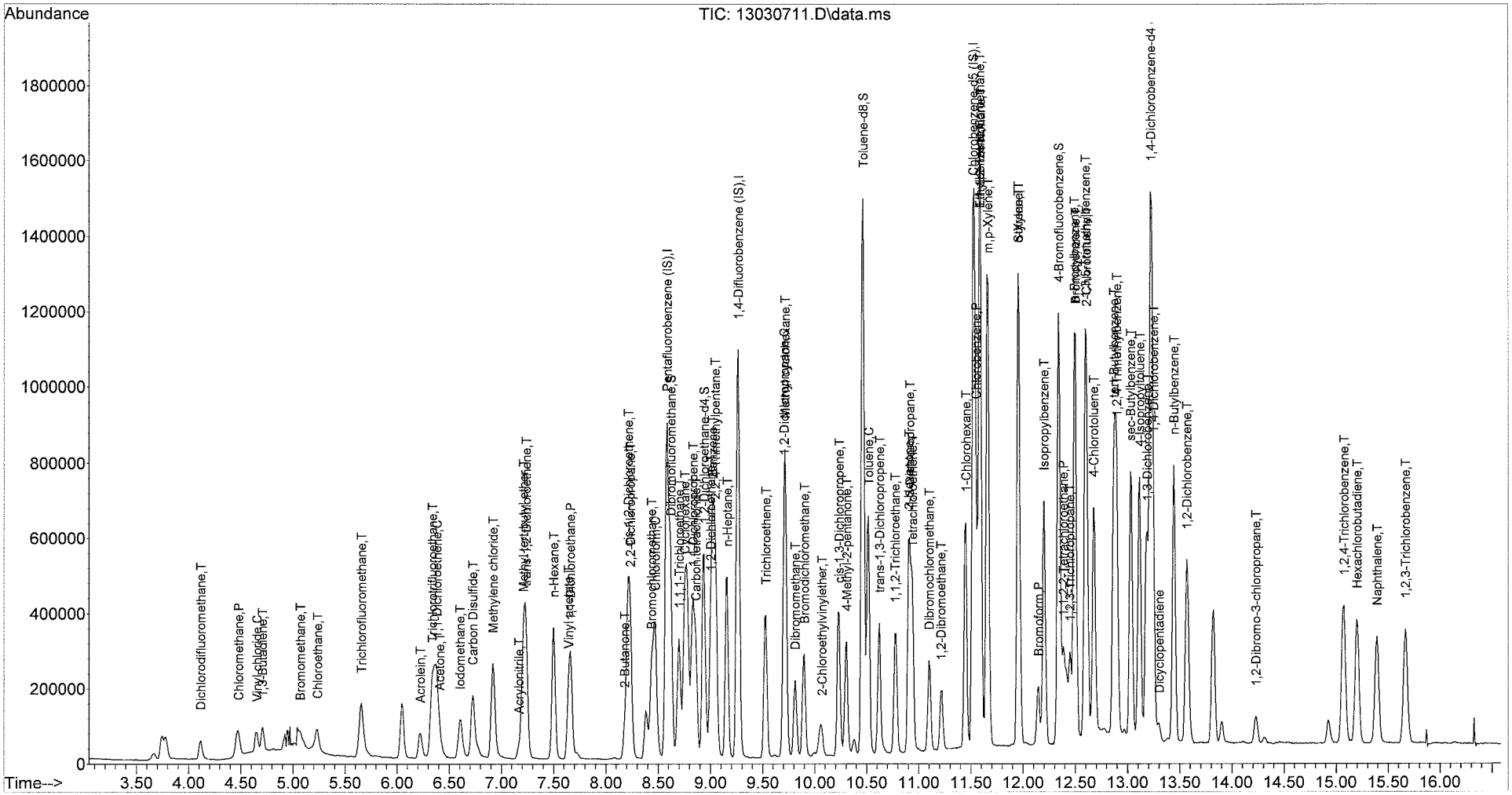

Quantitation Report (Not Reviewed)

Data Path : H:\VOA\A228\130307\
Data File : 13030712.D
Acq On : 7 Mar 2013 17:29
Operator : JM
Sample : 40 PPB
Misc : ICAL
ALS Vial : 9 Sample Multiplier: 1

3/11/13

Quant Time: Mar 11 11:20:45 2013
Quant Method : H:\VOA\A228\METHODS\130307.M
Quant Title : 8260B_S
QLast Update : Mon Mar 11 11:20:34 2013
Response via : Initial Calibration

Compound	R.T.	QIon	Response	Conc	Units		Dev(Min)
Internal Standards							
1) Pentafluorobenzene (IS)	8.583	168	592443	50.00	ug/L		0.00
30) 1,4-Difluorobenzene (IS)	9.262	114	944627	50.00	ug/L		0.00
47) Chlorobenzene-d5 (IS)	11.528	117	808072	50.00	ug/L		0.00
68) 1,4-Dichlorobenzene-d4...	13.221	152	425484	50.00	ug/L		0.00
System Monitoring Compounds							
22) Dibromofluoromethane	8.618	113	504481	69.07	ug/L		0.00
Spiked Amount 50.000	Range 52 - 140		Recovery = 138.14%				
45) 1,2-Dichloroethane-d4	8.936	65	603829	65.43	ug/L		0.00
Spiked Amount 50.000	Range 54 - 133		Recovery = 130.86%				
46) Toluene-d8	10.461	98	1334633	66.07	ug/L		0.00
Spiked Amount 50.000	Range 63 - 126		Recovery = 132.14%#				
66) 4-Bromofluorobenzene	12.339	95	662811	67.53	ug/L		0.00
Spiked Amount 50.000	Range 62 - 123		Recovery = 135.06%#				
Target Compounds							Qvalue
2) Dichlorodifluoromethane	4.112	85	115102	40.21	ug/L		96
3) Chloromethane	4.465	50	245444	35.81	ug/L		97
4) Vinyl chloride	4.650	62	132703	39.11	ug/L		98
5) 1,3-Butadiene	4.712	54	60389	38.00	ug/L		90
6) Bromomethane	5.064	94	15060	32.42	ug/L		95
7) Chloroethane	5.232	64	142106	35.88	ug/L		97
8) Trichlorofluoromethane	5.655	101	359079	37.64	ug/L		97
9) Acrolein	6.220	56	94005	172.48	ug/L		99
10) Trichlorotrifluoroethane	6.343	151	164256	36.94	ug/L		95
11) 1,1-Dichloroethene	6.378	61	376248	42.85	ug/L		99
12) Methylene chloride	6.916	84	251313	41.72	ug/L		98
13) Acrylonitrile	7.163	53	71284	40.06	ug/L		90
14) trans-1,2-Dichloroethene	7.234	61	380036	36.15	ug/L		98
15) n-Hexane	7.498	57	332983	38.14	ug/L		99
16) 1,1-Dichloroethane	7.666	63	493118	36.44	ug/L		98
17) Cyclohexane	8.759	41	627844	44.59	ug/L	#	91
18) 2,2-Dichloropropane	8.230	77	405490	42.52	ug/L		99
19) cis-1,2-Dichloroethene	8.213	96	265825	38.21	ug/L		96
20) Chloroform	8.468	83	467546	36.36	ug/L		98
21) Bromochloromethane	8.442	128	134604	37.40	ug/L		91
23) 1,1,1-Trichloroethane	8.698	97	418874	37.28	ug/L		97
24) Acetone	6.405	43	165333	81.47	ug/L		98
25) 2-Butanone	8.177	43	263894	84.35	ug/L		97
26) Carbon Disulfide	6.722	76	661545	38.81	ug/L		96
27) Iodomethane	6.599	142	339803	41.32	ug/L		99
28) Vinyl acetate	7.639	43	475520	41.86	ug/L		99
29) Methyl tert-butyl ether	7.207	73	638138	37.74	ug/L		98
31) 1,1-Dichloropropene	8.830	75	350840	37.23	ug/L		97
32) Carbon tetrachloride	8.856	117	358571	37.67	ug/L		99
33) 1,2-Dichloroethane	8.997	62	399568	43.13	ug/L		99
34) Benzene	9.024	78	874634	36.53	ug/L		94
35) 2,2,4-Trimethylpentane	9.050	57	895995	42.53	ug/L		97
36) n-Heptane	9.156	57	213532	38.28	ug/L		98
37) Trichloroethene	9.527	95	252949	36.66	ug/L		94

Data Path : H:\VOA\A228\130307\
Data File : 13030712.D
Acq On : 7 Mar 2013 17:29
Operator : JM
Sample : 40 PPB
Misc : ICAL
ALS Vial : 9 Sample Multiplier: 1

Quant Time: Mar 11 11:20:45 2013
Quant Method : H:\VOA\A228\METHODS\130307.M
Quant Title : 8260B_S
QLast Update : Mon Mar 11 11:20:34 2013
Response via : Initial Calibration

Compound	R.T.	QIon	Response	Conc Units	Dev(Min)
38) 1,2-Dichloropropane	9.703	63	263899	36.61 ug/L	99
39) Bromodichloromethane	9.897	83	358909	37.98 ug/L	98
40) Methyl cyclohexane	9.720	56	109394	35.15 ug/L	95
41) Dibromomethane	9.809	93	174971	37.56 ug/L	94
42) cis-1,3-Dichloropropene	10.232	75	429131	38.97 ug/L	99
43) 2-Chloroethylvinylether	10.064	63	57846	33.20 ug/L	94
44) 4-Methyl-2-pentanone	10.303	43	529011	77.43 ug/L	100
48) Toluene	10.514	92	558743	36.72 ug/L	96
49) trans-1,3-Dichloropropene	10.620	75	373680	38.56 ug/L	98
50) 1,1,2-Trichloroethane	10.779	83	183196	42.42 ug/L	97
51) 1,3-Dichloropropane	10.911	76	379469	36.17 ug/L	98
52) Tetrachloroethene	10.937	166	235946	35.98 ug/L	97
53) Dibromochloromethane	11.105	129	270269	40.53 ug/L	99
54) 1,2-Dibromoethane	11.220	107	244847	39.99 ug/L	97
55) 1-Chlorohexane	11.449	91	369786	38.17 ug/L	97
56) Chlorobenzene	11.546	112	594629	37.37 ug/L	99
57) n-Nonane	11.590	57	365978	43.54 ug/L	98
58) 1,1,1,2-Tetrachloroethane	11.581	131	236561	37.29 ug/L	99
59) Ethylbenzene	11.590	91	1010135	36.56 ug/L	97
60) m,p-Xylene	11.661	106	808052	74.83 ug/L	97
61) o-Xylene	11.960	106	405543	37.81 ug/L	86
62) Styrene	11.960	104	678012	39.13 ug/L	92
63) Isopropylbenzene	12.198	105	935829	37.63 ug/L	98
64) Bromoform	12.146	173	171165	40.83 ug/L	98
65) 1,1,2,2-Tetrachloroethane	12.384	83	267262	36.02 ug/L	99
67) 2-Hexanone	10.902	43	356220	88.11 ug/L	99
69) 1,2,3-Trichloropropane	12.454	110	83684	42.13 ug/L	92
70) n-Propylbenzene	12.498	91	1241676	42.74 ug/L	96
71) Bromobenzene	12.498	156	277819	36.54 ug/L	94
72) 1,3,5-Trimethylbenzene	12.595	105	870884	42.52 ug/L	97
73) 2-Chlorotoluene	12.613	91	847323	43.28 ug/L	95
74) 4-Chlorotoluene	12.683	91	796114	36.38 ug/L	96
75) tert-Butylbenzene	12.869	119	883203	36.89 ug/L	98
76) 1,2,4-Trimethylbenzene	12.895	105	877665	42.29 ug/L	94
77) sec-Butylbenzene	13.036	105	1225967	37.19 ug/L	97
78) 4-Isopropyltoluene	13.116	119	986946	37.59 ug/L	98
79) 1,3-Dichlorobenzene	13.186	146	521810	36.28 ug/L	98
80) 1,4-Dichlorobenzene	13.248	146	506530	37.51 ug/L	98
81) Dicyclopentadiene	13.301	66	110304	39.85 ug/L	99
82) n-Butylbenzene	13.442	92	590948	37.08 ug/L	95
83) 1,2-Dichlorobenzene	13.574	146	491093	35.96 ug/L	96
84) 1,2-Dibromo-3-chloropr...	14.235	157	49808	39.84 ug/L	88
85) 1,2,4-Trichlorobenzene	15.073	180	321385	35.08 ug/L	97
86) Hexachlorobutadiene	15.205	190	87290	41.63 ug/L	95
87) Naphthalene	15.391	128	662906	35.47 ug/L	100
88) 1,2,3-Trichlorobenzene	15.673	180	275529	34.91 ug/L	99

(#) = qualifier out of range (m) = manual integration (+) = signals summed

Quantitation Report (Not Reviewed)

Data Path : H:\VOA\A228\130307\
Data File : 13030712.D
Acq On : 7 Mar 2013 17:29
Operator : JM
Sample : 40 PPB
Misc : ICAL
ALS Vial : 9 Sample Multiplier: 1

Quant Time: Mar 11 11:20:45 2013
Quant Method : H:\VOA\A228\METHODS\130307.M
Quant Title : 8260B_S
QLast Update : Mon Mar 11 11:20:34 2013
Response via : Initial Calibration

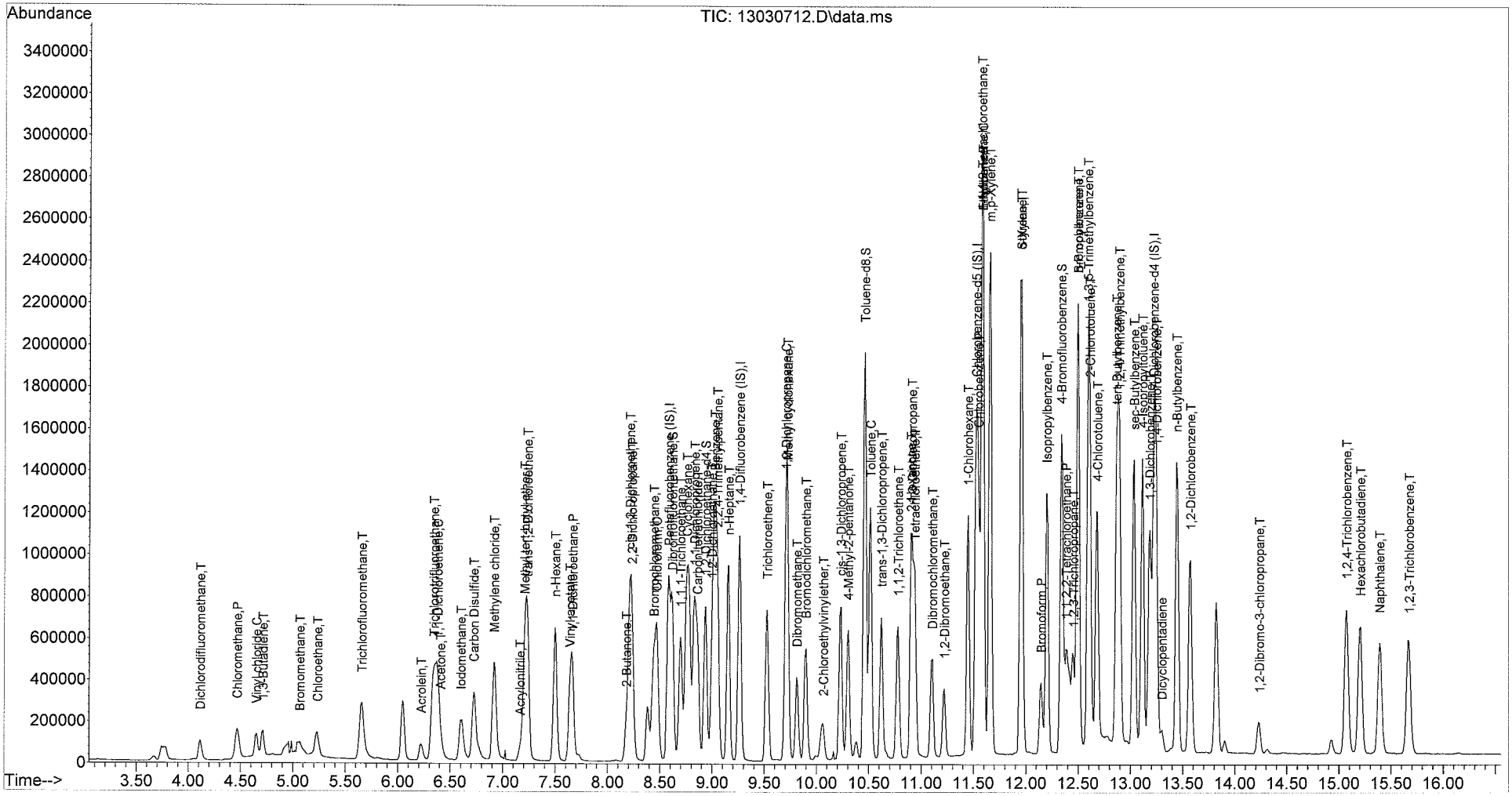

Quantitation Report (Not Reviewed)

Data Path : H:\VOA\A228\130307\
Data File : 13030713.D
Acq On : 7 Mar 2013 17:54
Operator : JM
Sample : 80 PPB
Misc : ICAL
ALS Vial : 10 Sample Multiplier: 1

Quant Time: Mar 11 11:21:57 2013
Quant Method : H:\VOA\A228\METHODS\130307.M
Quant Title : 8260B_S
QLast Update : Mon Mar 11 11:21:46 2013
Response via : Initial Calibration

Compound	R.T.	QIon	Response	Conc	Units	Dev(Min)
Internal Standards						
1) Pentafluorobenzene (IS)	8.584	168	592071	50.00	ug/L	0.00
30) 1,4-Difluorobenzene (IS)	9.263	114	943397	50.00	ug/L	0.00
47) Chlorobenzene-d5 (IS)	11.529	117	800038	50.00	ug/L	0.00
68) 1,4-Dichlorobenzene-d4...	13.231	152	429488	50.00	ug/L	0.00
System Monitoring Compounds						
22) Dibromofluoromethane	8.619	113	638362	87.46	ug/L	0.00
Spiked Amount 50.000	Range 52 - 140		Recovery = 174.92%#			
45) 1,2-Dichloroethane-d4	8.937	65	763648	82.85	ug/L	0.00
Spiked Amount 50.000	Range 54 - 133		Recovery = 165.70%#			
46) Toluene-d8	10.462	98	1691066	83.83	ug/L	0.00
Spiked Amount 50.000	Range 63 - 126		Recovery = 167.66%#			
66) 4-Bromofluorobenzene	12.340	95	859982	88.50	ug/L	0.00
Spiked Amount 50.000	Range 62 - 123		Recovery = 177.00%#			
Target Compounds						Qvalue
2) Dichlorodifluoromethane	4.113	85	227908	80.32	ug/L	98
3) Chloromethane	4.466	50	462555	67.53	ug/L	97
4) Vinyl chloride	4.651	62	256193	75.53	ug/L	99
5) 1,3-Butadiene	4.713	54	117761	73.88	ug/L	93
6) Bromomethane	5.074	94	41254	83.39	ug/L	97
7) Chloroethane	5.233	64	279639	70.64	ug/L	95
8) Trichlorofluoromethane	5.656	101	688495	72.21	ug/L	97
9) Acrolein	6.221	56	126407	232.08	ug/L	98
10) Trichlorotrifluoroethane	6.344	151	317738	71.50	ug/L	95
11) 1,1-Dichloroethene	6.379	61	699006	81.34	ug/L	97
12) Methylene chloride	6.917	84	482341	81.46	ug/L	94
13) Acrylonitrile	7.164	53	144257	81.64	ug/L	93
14) trans-1,2-Dichloroethene	7.235	61	702259	66.85	ug/L	96
15) n-Hexane	7.499	57	634443	72.72	ug/L	96
16) 1,1-Dichloroethane	7.658	63	923573	68.29	ug/L	97
17) Cyclohexane	8.751	41	1113258	81.48	ug/L	91
18) 2,2-Dichloropropane	8.231	77	758329	81.28	ug/L	99
19) cis-1,2-Dichloroethene	8.214	96	506460	72.84	ug/L	90
20) Chloroform	8.469	83	870107	67.71	ug/L	97
21) Bromochloromethane	8.443	128	264868	73.65	ug/L	81
23) 1,1,1-Trichloroethane	8.699	97	781213	69.58	ug/L	97
24) Acetone	6.406	43	322875	164.37	ug/L	96
25) 2-Butanone	8.178	43	502136	162.76	ug/L	94
26) Carbon Disulfide	6.723	76	1271631	74.65	ug/L	94
27) Iodomethane	6.609	142	670131	81.55	ug/L	99
28) Vinyl acetate	7.640	43	879000	77.43	ug/L	97
29) Methyl tert-butyl ether	7.208	73	1217102	72.02	ug/L	95
31) 1,1-Dichloropropene	8.831	75	657602	69.87	ug/L	97
32) Carbon tetrachloride	8.857	117	680118	71.54	ug/L	99
33) 1,2-Dichloroethane	8.998	62	728313	80.45	ug/L	97
34) Benzene	9.016	78	1658996	69.38	ug/L	95
35) 2,2,4-Trimethylpentane	9.051	57	1670490	80.83	ug/L	96
36) n-Heptane	9.157	57	399987	71.81	ug/L	92
37) Trichloroethene	9.527	95	482242	69.99	ug/L	94

Data Path : H:\VOA\A228\130307\
Data File : 13030713.D
Acq On : 7 Mar 2013 17:54
Operator : JM
Sample : 80 PPB
Misc : ICAL
ALS Vial : 10 Sample Multiplier: 1

Quant Time: Mar 11 11:21:57 2013
Quant Method : H:\VOA\A228\METHODS\130307.M
Quant Title : 8260B_S
QLast Update : Mon Mar 11 11:21:46 2013
Response via : Initial Calibration

Compound	R.T.	QIon	Response	Conc Units	Dev(Min)
38) 1,2-Dichloropropane	9.704	63	481064	66.82 ug/L	99
39) Bromodichloromethane	9.898	83	691933	73.32 ug/L	99
40) Methyl cyclohexane	9.721	56	198010	63.71 ug/L	89
41) Dibromomethane	9.810	93	337149	72.46 ug/L	90
42) cis-1,3-Dichloropropene	10.233	75	822704	74.82 ug/L	95
43) 2-Chloroethylvinylether	10.065	63	139329	80.07 ug/L	90
44) 4-Methyl-2-pentanone	10.303	43	1008191	147.75 ug/L	96
48) Toluene	10.515	92	1107553	73.52 ug/L	92
49) trans-1,3-Dichloropropene	10.621	75	730502	76.14 ug/L	94
50) 1,1,2-Trichloroethane	10.780	83	347123	82.46 ug/L	93
51) 1,3-Dichloropropane	10.912	76	724339	69.74 ug/L	92
52) Tetrachloroethene	10.938	166	470932	72.52 ug/L	96
53) Dibromochloromethane	11.097	129	546490	82.78 ug/L	98
54) 1,2-Dibromoethane	11.221	107	477405	78.75 ug/L	94
55) 1-Chlorohexane	11.450	91	710538	74.08 ug/L	91
56) Chlorobenzene	11.547	112	1153349	73.21 ug/L	97
57) n-Nonane	11.591	57	656073	81.13 ug/L	93
58) 1,1,1,2-Tetrachloroethane	11.582	131	473587	75.40 ug/L	96
59) Ethylbenzene	11.591	91	1850060	67.64 ug/L	94
60) m,p-Xylene	11.661	106	1591513	148.86 ug/L	89
61) o-Xylene	11.961	106	815525	76.80 ug/L	76
62) Styrene	11.961	104	1329856	77.52 ug/L	89
63) Isopropylbenzene	12.199	105	1784874	72.50 ug/L	96
64) Bromoform	12.146	173	365878	88.15 ug/L	96
65) 1,1,2,2-Tetrachloroethane	12.385	83	516380	70.29 ug/L	97
67) 2-Hexanone	10.903	43	669413	170.62 ug/L	97
69) 1,2,3-Trichloropropane	12.446	110	161609	81.76 ug/L	97
70) n-Propylbenzene	12.499	91	2295481	79.86 ug/L	93
71) Bromobenzene	12.499	156	554154	72.21 ug/L	85
72) 1,3,5-Trimethylbenzene	12.596	105	1627621	80.20 ug/L	94
73) 2-Chlorotoluene	12.605	91	1566940	81.01 ug/L	94
74) 4-Chlorotoluene	12.676	91	1485479	67.24 ug/L	97
75) tert-Butylbenzene	12.870	119	1681464	69.57 ug/L	95
76) 1,2,4-Trimethylbenzene	12.896	105	1649762	80.13 ug/L	91
77) sec-Butylbenzene	13.037	105	2289686	68.81 ug/L	95
78) 4-Isopropyltoluene	13.116	119	1877627	70.85 ug/L	95
79) 1,3-Dichlorobenzene	13.187	146	1014504	69.87 ug/L	96
80) 1,4-Dichlorobenzene	13.249	146	981073	71.98 ug/L	96
81) Dicyclopentadiene	13.302	66	216629	77.54 ug/L	97
82) n-Butylbenzene	13.443	92	1110101	69.01 ug/L	91
83) 1,2-Dichlorobenzene	13.575	146	937047	67.97 ug/L	93
84) 1,2-Dibromo-3-chloropr...	14.228	157	102240	80.79 ug/L	94
85) 1,2,4-Trichlorobenzene	15.074	180	580472	62.76 ug/L	97
86) Hexachlorobutadiene	15.206	190	155933	74.74 ug/L	92
87) Naphthalene	15.392	128	1221879	64.78 ug/L	100
88) 1,2,3-Trichlorobenzene	15.674	180	482905	60.61 ug/L	98

(#) = qualifier out of range (m) = manual integration (+) = signals summed

Quantitation Report (Not Reviewed)

Data Path : H:\VOA\A228\130307\
Data File : 13030713.D
Acq On : 7 Mar 2013 17:54
Operator : JM
Sample : 80 PPB
Misc : ICAL
ALS Vial : 10 Sample Multiplier: 1

Quant Time: Mar 11 11:21:57 2013
Quant Method : H:\VOA\A228\METHODS\130307.M
Quant Title : 8260B_S
QLast Update : Mon Mar 11 11:21:46 2013
Response via : Initial Calibration

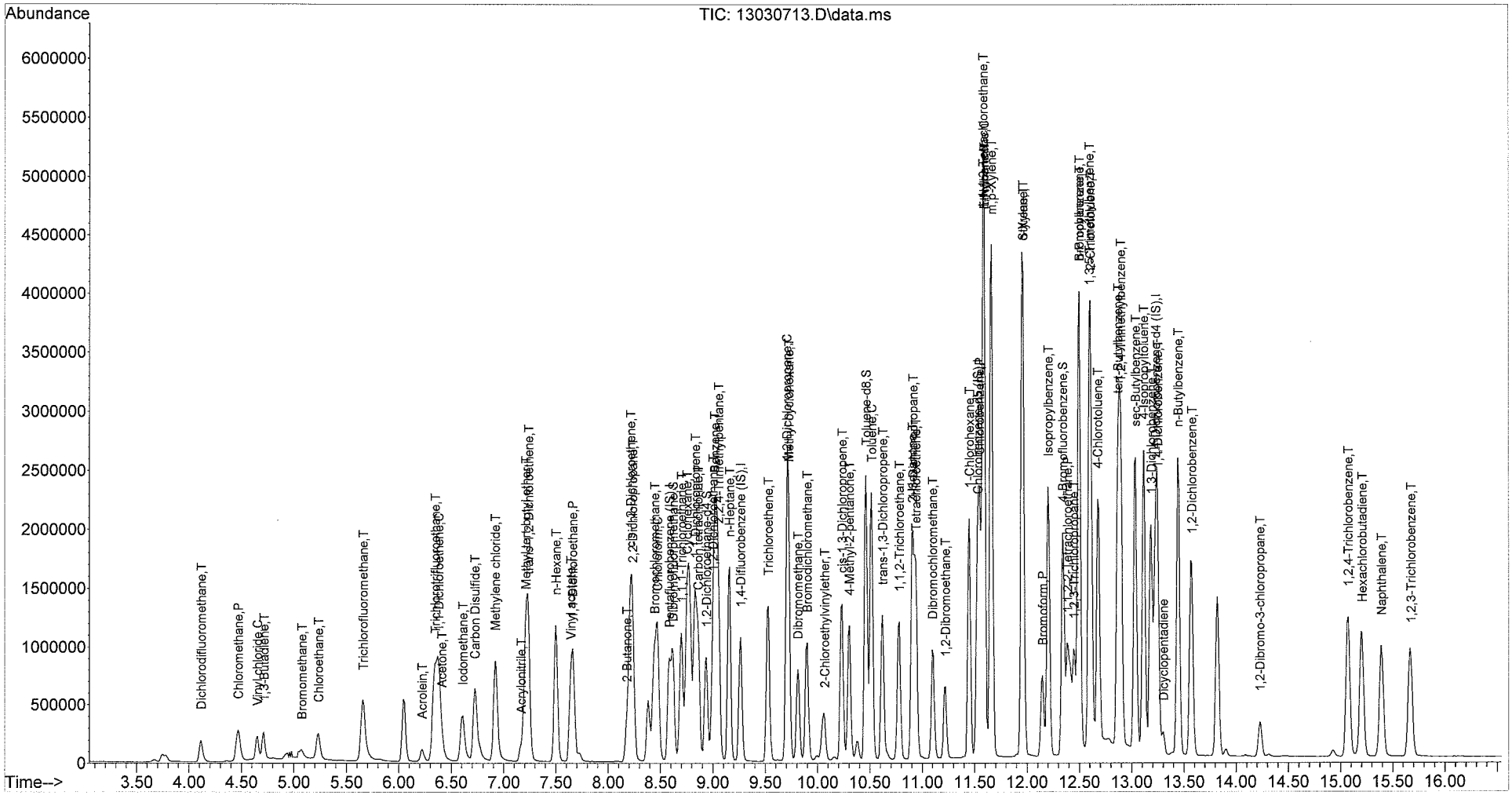

Quantitation Report (Not Reviewed)

Data Path : H:\VOA\A228\130307\
Data File : 13030714.D
Acq On : 7 Mar 2013 18:19
Operator : JM
Sample : 100 PPB
Misc : ICAL
ALS Vial : 11 Sample Multiplier: 1

Quant Time: Mar 11 11:22:58 2013
Quant Method : H:\VOA\A228\METHODS\130307.M
Quant Title : 8260B_S
QLast Update : Mon Mar 11 11:22:48 2013
Response via : Initial Calibration

Compound	R.T.	QIon	Response	Conc	Units		Dev(Min)
Internal Standards							
1) Pentafluorobenzene (IS)	8.589	168	630699	50.00	ug/L		0.00
30) 1,4-Difluorobenzene (IS)	9.259	114	997322	50.00	ug/L		0.00
47) Chlorobenzene-d5 (IS)	11.526	117	856968	50.00	ug/L		0.00
68) 1,4-Dichlorobenzene-d4...	13.228	152	441746	50.00	ug/L		0.00
System Monitoring Compounds							
22) Dibromofluoromethane	8.589	113	2420	0.31	ug/L		-0.03
Spiked Amount 50.000	Range 52 - 140		Recovery = 0.62%#				
45) 1,2-Dichloroethane-d4	8.995	65	49485	5.08	ug/L		0.06
Spiked Amount 50.000	Range 54 - 133		Recovery = 10.16%#				
46) Toluene-d8	10.468	98	5718	0.27	ug/L		0.00
Spiked Amount 50.000	Range 63 - 126		Recovery = 0.54%#				
66) 4-Bromofluorobenzene	12.390	95	117236	11.26	ug/L		0.05
Spiked Amount 50.000	Range 62 - 123		Recovery = 22.52%#				
Target Compounds							Qvalue
2) Dichlorodifluoromethane	4.110	85	300384	99.54	ug/L		98
3) Chloromethane	4.471	50	625375	85.70	ug/L		98
4) Vinyl chloride	4.656	62	375505	103.92	ug/L		99
5) 1,3-Butadiene	4.718	54	179629	105.66	ug/L		87
6) Bromomethane	5.080	94	53209	100.30	ug/L	#	95
7) Chloroethane	5.238	64	228289	57.43	ug/L		97
8) Trichlorofluoromethane	5.662	101	928079	91.38	ug/L		98
9) Acrolein	6.217	56	284589	490.50	ug/L		100
10) Trichlorotrifluoroethane	6.349	151	420524	88.83	ug/L		91
11) 1,1-Dichloroethene	6.376	61	888696	97.46	ug/L		98
12) Methylene chloride	6.923	84	615891	97.93	ug/L		94
13) Acrylonitrile	7.170	53	185387	98.59	ug/L		93
14) trans-1,2-Dichloroethene	7.240	61	893528	79.85	ug/L		94
15) n-Hexane	7.505	57	820882	88.33	ug/L		95
16) 1,1-Dichloroethane	7.663	63	1177493	81.74	ug/L		96
17) Cyclohexane	8.757	41	1395525	96.42	ug/L	#	86
18) 2,2-Dichloropropane	8.237	77	966190	97.59	ug/L		98
19) cis-1,2-Dichloroethene	8.210	96	650881	87.88	ug/L		90
20) Chloroform	8.475	83	1110329	81.12	ug/L		96
21) Bromochloromethane	8.439	128	336281	87.78	ug/L		85
23) 1,1,1-Trichloroethane	8.704	97	1014264	84.80	ug/L		96
24) Acetone	6.402	43	407126	195.56	ug/L		95
25) 2-Butanone	8.175	43	642829	196.08	ug/L		96
26) Carbon Disulfide	6.729	76	1659849	91.47	ug/L		94
27) Iodomethane	6.605	142	817855	93.43	ug/L		99
28) Vinyl acetate	7.637	43	1125434	93.06	ug/L		97
29) Methyl tert-butyl ether	7.214	73	1549789	86.09	ug/L		94
31) 1,1-Dichloropropene	8.827	75	843488	84.77	ug/L		97
32) Carbon tetrachloride	8.863	117	875387	87.10	ug/L		98
33) 1,2-Dichloroethane	8.995	62	933718	98.01	ug/L		97
34) Benzene	9.021	78	2164506	85.63	ug/L		92
35) 2,2,4-Trimethylpentane	9.048	57	2134708	98.06	ug/L		95
36) n-Heptane	9.154	57	515080	87.47	ug/L		94
37) Trichloroethene	9.524	95	609321	83.65	ug/L		94

Data Path : H:\VOA\A228\130307\
Data File : 13030714.D
Acq On : 7 Mar 2013 18:19
Operator : JM
Sample : 100 PPB
Misc : ICAL
ALS Vial : 11 Sample Multiplier: 1

Quant Time: Mar 11 11:22:58 2013
Quant Method : H:\VOA\A228\METHODS\130307.M
Quant Title : 8260B_S
QLast Update : Mon Mar 11 11:22:48 2013
Response via : Initial Calibration

Compound	R.T.	QIon	Response	Conc	Units		Dev(Min)
38) 1,2-Dichloropropane	9.709	63	613245	80.57	ug/L		98
39) Bromodichloromethane	9.894	83	888689	89.07	ug/L		98
40) Methyl cyclohexane	9.718	56	249543	75.94	ug/L		87
41) Dibromomethane	9.806	93	431729	87.77	ug/L		93
42) cis-1,3-Dichloropropene	10.229	75	1061645	91.33	ug/L		94
43) 2-Chloroethylvinylether	10.062	63	170065	92.45	ug/L		90
44) 4-Methyl-2-pentanone	10.300	43	1203884	166.89	ug/L		96
48) Toluene	10.512	92	1445997	89.61	ug/L		90
49) trans-1,3-Dichloropropene	10.617	75	925952	90.10	ug/L		95
50) 1,1,2-Trichloroethane	10.776	83	436119	96.96	ug/L		94
51) 1,3-Dichloropropane	10.908	76	917305	82.46	ug/L		90
52) Tetrachloroethene	10.935	166	625410	89.92	ug/L		97
53) Dibromochloromethane	11.102	129	698465	98.77	ug/L		97
54) 1,2-Dibromoethane	11.217	107	602801	92.83	ug/L		94
55) 1-Chlorohexane	11.446	91	929942	90.52	ug/L		90
56) Chlorobenzene	11.552	112	1476147	87.47	ug/L		94
57) n-Nonane	11.587	57	836944	97.17	ug/L		92
58) 1,1,1,2-Tetrachloroethane	11.587	131	623351	92.65	ug/L		94
59) Ethylbenzene	11.587	91	2372544	80.97	ug/L		94
60) m,p-Xylene	11.658	106	2047183	178.76	ug/L		87
61) o-Xylene	11.958	106	1065894	93.72	ug/L	#	74
62) Styrene	11.958	104	1690966	92.02	ug/L		89
63) Isopropylbenzene	12.205	105	2269627	86.06	ug/L		94
64) Bromoform	12.143	173	451399	101.52	ug/L		98
65) 1,1,2,2-Tetrachloroethane	12.390	83	635090	80.71	ug/L		97
67) 2-Hexanone	10.900	43	788834	188.07	ug/L		97
69) 1,2,3-Trichloropropane	12.452	110	197952	97.61	ug/L		89
70) n-Propylbenzene	12.496	91	2904396	98.67	ug/L		93
71) Bromobenzene	12.496	156	707903	89.68	ug/L		85
72) 1,3,5-Trimethylbenzene	12.593	105	2048452	98.52	ug/L		94
73) 2-Chlorotoluene	12.610	91	1933993	97.62	ug/L		90
74) 4-Chlorotoluene	12.681	91	1874899	82.51	ug/L		93
75) tert-Butylbenzene	12.875	119	2145023	86.29	ug/L		92
76) 1,2,4-Trimethylbenzene	12.893	105	2082331	98.70	ug/L		88
77) sec-Butylbenzene	13.034	105	2932930	85.69	ug/L		95
78) 4-Isopropyltoluene	13.113	119	2408119	88.35	ug/L		95
79) 1,3-Dichlorobenzene	13.184	146	1340884	89.79	ug/L		96
80) 1,4-Dichlorobenzene	13.245	146	1227886	87.59	ug/L		96
81) Dicyclopentadiene	13.298	66	281847	98.08	ug/L		96
82) n-Butylbenzene	13.448	92	1427946	86.30	ug/L		89
83) 1,2-Dichlorobenzene	13.572	146	1210892	85.40	ug/L		93
84) 1,2-Dibromo-3-chloropr...	14.233	157	129804	99.68	ug/L		90
85) 1,2,4-Trichlorobenzene	15.071	180	826587	86.89	ug/L		99
86) Hexachlorobutadiene	15.203	190	220226	103.14	ug/L		96
87) Naphthalene	15.397	128	1784427	91.98	ug/L		99
88) 1,2,3-Trichlorobenzene	15.670	180	746941	91.14	ug/L		97

(#) = qualifier out of range (m) = manual integration (+) = signals summed

Quantitation Report (Not Reviewed)

Data Path : H:\VOA\A228\130307\
Data File : 13030714.D
Acq On : 7 Mar 2013 18:19
Operator : JM
Sample : 100 PPB
Misc : ICAL
ALS Vial : 11 Sample Multiplier: 1

Quant Time: Mar 11 11:22:58 2013
Quant Method : H:\VOA\A228\METHODS\130307.M
Quant Title : 8260B_S
QLast Update : Mon Mar 11 11:22:48 2013
Response via : Initial Calibration

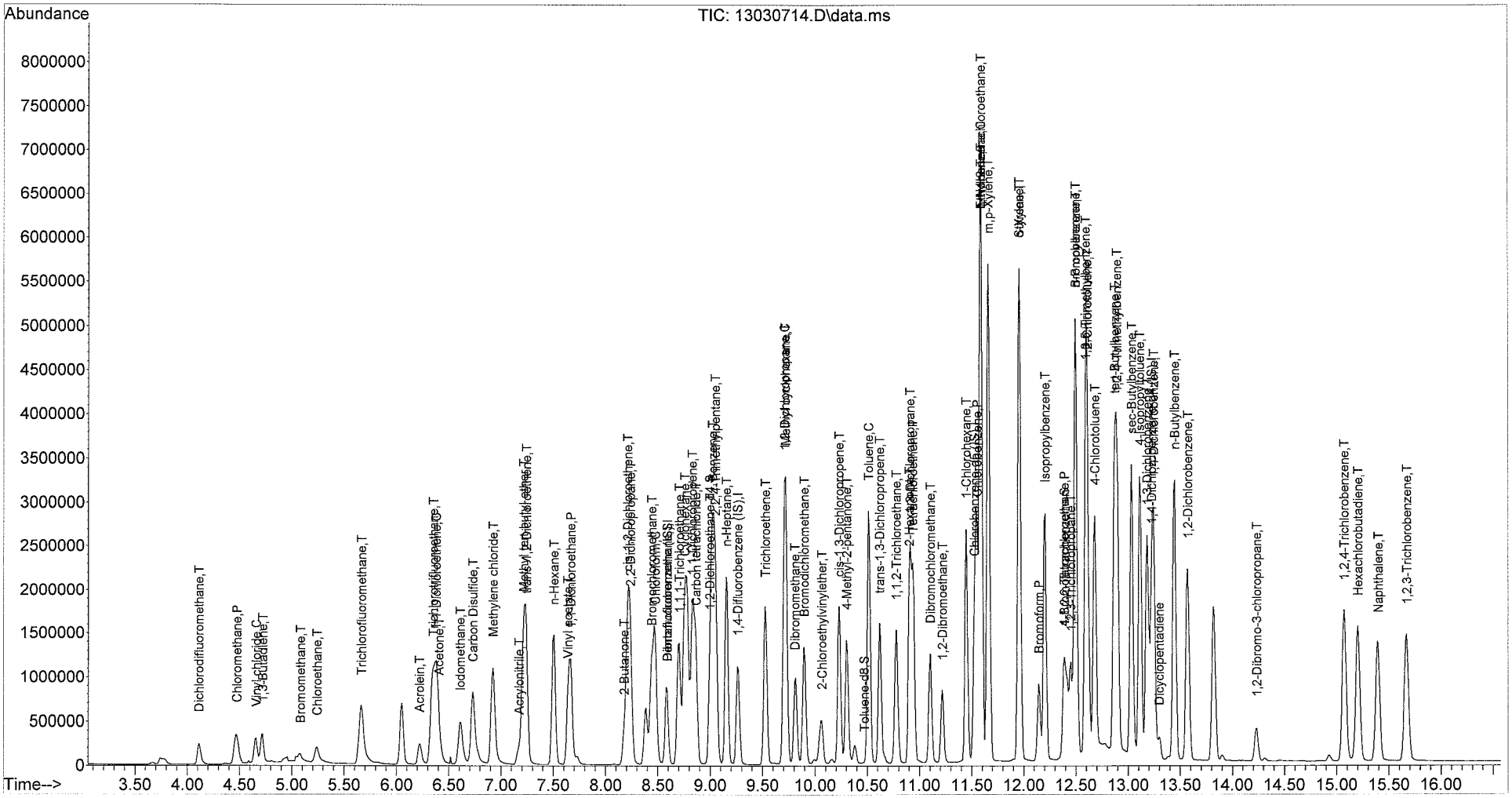

Quantitation Report (QT Reviewed)

Data Path : H:\VOA\A228\130307\
Data File : 13030716.D
Acq On : 7 Mar 2013 19:10
Operator : JM
Sample : IB
Misc : BLANK
ALS Vial : 13 Sample Multiplier: 1

Quant Time: Mar 11 11:39:44 2013
Quant Method : H:\VOA\A228\METHODS\130307.M
Quant Title : 8260B_S
QLast Update : Mon Mar 11 11:22:48 2013
Response via : Initial Calibration

Compound	R.T.	QIon	Response	Conc	Units		Dev(Min)
Internal Standards							
1) Pentafluorobenzene (IS)	8.589	168	615119	50.00	ug/L		0.00
30) 1,4-Difluorobenzene (IS)	9.268	114	966644	50.00	ug/L		0.00
47) Chlorobenzene-d5 (IS)	11.525	117	785112	50.00	ug/L		0.00
68) 1,4-Dichlorobenzene-d4...	13.227	152	380161	50.00	ug/L		0.00
System Monitoring Compounds							
22) Dibromofluoromethane	8.615	113	368566	48.60	ug/L		0.00
Spiked Amount 50.000	Range 52 - 140		Recovery = 97.20%				
45) 1,2-Dichloroethane-d4	8.933	65	469235	49.68	ug/L		0.00
Spiked Amount 50.000	Range 54 - 133		Recovery = 99.36%				
46) Toluene-d8	10.458	98	1010961	48.91	ug/L		0.00
Spiked Amount 50.000	Range 63 - 126		Recovery = 97.82%				
66) 4-Bromofluorobenzene	12.337	95	429500	45.04	ug/L		0.00
Spiked Amount 50.000	Range 62 - 123		Recovery = 90.08%				
Target Compounds							Qvalue
3) Chloromethane	4.471	50	886	Below Cal		#	83
6) Bromomethane	5.009	94	423	Below Cal		#	20
7) Chloroethane	5.238	64	719	Below Cal		#	1
11) 1,1-Dichloroethene	6.393	61	680	Below Cal		#	73
14) trans-1,2-Dichloroethene	7.240	61	820	Below Cal		#	88
16) 1,1-Dichloroethane	7.654	63	709	Below Cal		#	31
17) Cyclohexane	8.765	41	1732	Below Cal		#	49
18) 2,2-Dichloropropane	8.368	77	538	Below Cal			91
20) Chloroform	8.457	83	903	Below Cal		#	77
24) Acetone	6.420	43	3996	Below Cal		#	67
25) 2-Butanone	8.201	43	3429	Below Cal		#	82
34) Benzene	9.021	78	906	Below Cal		#	1
40) Methyl cyclohexane	9.550	56	1618	Below Cal		#	1
50) 1,1,2-Trichloroethane	10.776	83	142	Below Cal		#	72
52) Tetrachloroethene	10.935	166	1116	Below Cal		#	77
57) n-Nonane	11.587	57	2744	Below Cal		#	85
59) Ethylbenzene	11.587	91	1994	Below Cal		#	72
65) 1,1,2,2-Tetrachloroethane	12.345	83	482	Below Cal		#	26
69) 1,2,3-Trichloropropane	12.231	110	1537	Below Cal		#	57
70) n-Propylbenzene	12.495	91	3193	Below Cal			88
72) 1,3,5-Trimethylbenzene	12.601	105	2692	Below Cal		#	70
73) 2-Chlorotoluene	12.610	91	2053	Below Cal		#	80
74) 4-Chlorotoluene	12.681	91	2040	Below Cal		#	88
75) tert-Butylbenzene	12.875	119	3488	Below Cal		#	91
76) 1,2,4-Trimethylbenzene	12.892	105	2739	Below Cal			91
79) 1,3-Dichlorobenzene	13.192	146	1904	Below Cal		#	1
80) 1,4-Dichlorobenzene	13.245	146	1791	Below Cal		#	1
82) n-Butylbenzene	13.439	92	2599	Below Cal			80
83) 1,2-Dichlorobenzene	13.571	146	1341	Below Cal		#	1
85) 1,2,4-Trichlorobenzene	15.070	180	2277	Below Cal			91
86) Hexachlorobutadiene	15.194	190	820	Below Cal		#	84

(#) = qualifier out of range (m) = manual integration (+) = signals summed

Quantitation Report (QT Reviewed)

Data Path : H:\VOA\A228\130307\
Data File : 13030716.D
Acq On : 7 Mar 2013 19:10
Operator : JM
Sample : IB
Misc : BLANK
ALS Vial : 13 Sample Multiplier: 1

Quant Time: Mar 11 11:39:44 2013
Quant Method : H:\VOA\A228\METHODS\130307.M
Quant Title : 8260B_S
QLast Update : Mon Mar 11 11:22:48 2013
Response via : Initial Calibration

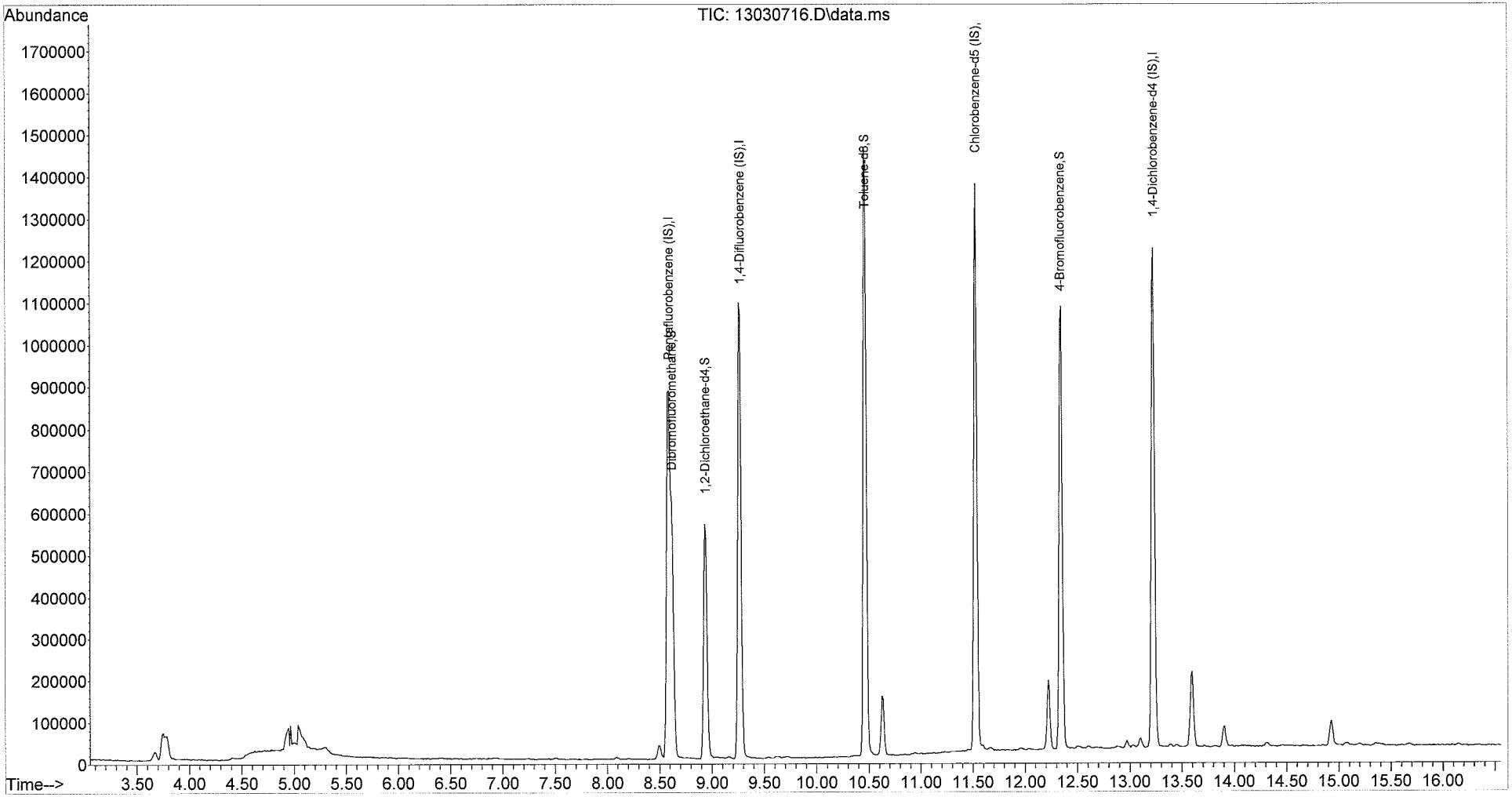

Quantitation Report (Not Reviewed)

Data Path : H:\VOA\A228\130307\
Data File : 13030717.D
Acq On : 7 Mar 2013 19:35
Operator : JM
Sample : ICV
Misc : SECOND SOURCE
ALS Vial : 14 Sample Multiplier: 1

Quant Time: Mar 11 11:34:40 2013
Quant Method : H:\VOA\A228\METHODS\130307.M
Quant Title : 8260B_S
QLast Update : Mon Mar 11 11:22:48 2013
Response via : Initial Calibration

Compound	R.T.	QIon	Response	Conc	Units		Dev(Min)
Internal Standards							
1) Pentafluorobenzene (IS)	8.584	168	589713	50.00	ug/L		0.00
30) 1,4-Difluorobenzene (IS)	9.263	114	937262	50.00	ug/L		0.00
47) Chlorobenzene-d5 (IS)	11.529	117	780168	50.00	ug/L		0.00
68) 1,4-Dichlorobenzene-d4...	13.222	152	404424	50.00	ug/L		0.00
System Monitoring Compounds							
22) Dibromofluoromethane	8.619	113	358611	49.33	ug/L		0.00
Spiked Amount 50.000	Range 52 - 140		Recovery = 98.66%				
45) 1,2-Dichloroethane-d4	8.937	65	437674	47.79	ug/L		0.00
Spiked Amount 50.000	Range 54 - 133		Recovery = 95.58%				
46) Toluene-d8	10.462	98	964537	48.13	ug/L		0.00
Spiked Amount 50.000	Range 63 - 126		Recovery = 96.26%				
66) 4-Bromofluorobenzene	12.340	95	454099	47.92	ug/L		0.00
Spiked Amount 50.000	Range 62 - 123		Recovery = 95.84%				
Target Compounds							Qvalue
2) Dichlorodifluoromethane	4.113	85	56846	17.95	ug/L		97
3) Chloromethane	4.466	50	115956	19.21	ug/L		98
4) Vinyl chloride	4.642	62	67085	19.88	ug/L		98
5) 1,3-Butadiene	4.704	54	31148	19.83	ug/L		96
6) Bromomethane	5.065	94	8835	21.97	ug/L	#	95
7) Chloroethane	5.233	64	70255	19.76	ug/L		95
8) Trichlorofluoromethane	5.656	101	178907	18.84	ug/L		97
9) Acrolein	6.221	56	55888	103.02	ug/L		97
10) Trichlorotrifluoroethane	6.335	151	85870	19.40	ug/L		96
11) 1,1-Dichloroethene	6.370	61	194548	21.32	ug/L		98
12) Methylene chloride	6.917	84	127351	20.53	ug/L		98
13) Acrylonitrile	7.164	53	36511	20.03	ug/L		93
14) trans-1,2-Dichloroethene	7.235	61	200375	21.85	ug/L		99
15) n-Hexane	7.499	57	169107	19.46	ug/L		97
16) 1,1-Dichloroethane	7.658	63	258010	21.52	ug/L		98
17) Cyclohexane	8.760	41	332348	22.28	ug/L	#	96
18) 2,2-Dichloropropane	8.231	77	203314	20.45	ug/L		99
19) cis-1,2-Dichloroethene	8.213	96	136413	19.70	ug/L		95
20) Chloroform	8.469	83	243354	21.51	ug/L		98
21) Bromochloromethane	8.443	128	68704	19.18	ug/L		87
23) 1,1,1-Trichloroethane	8.698	97	214735	19.20	ug/L		100
24) Acetone	6.406	43	88869	41.51	ug/L		95
25) 2-Butanone	8.178	43	128405	40.02	ug/L		96
26) Carbon Disulfide	6.723	76	321956	18.98	ug/L		97
27) Iodomethane	6.600	142	159340	19.47	ug/L		98
28) Vinyl acetate	7.640	43	234400	20.73	ug/L		98
29) Methyl tert-butyl ether	7.208	73	331234	19.68	ug/L		98
31) 1,1-Dichloropropene	8.831	75	180436	19.30	ug/L		96
32) Carbon tetrachloride	8.857	117	186581	19.76	ug/L		98
33) 1,2-Dichloroethane	8.998	62	204932	21.28	ug/L		99
34) Benzene	9.016	78	449122	20.96	ug/L		99
35) 2,2,4-Trimethylpentane	9.051	57	468007	21.60	ug/L		96
36) n-Heptane	9.157	57	110638	19.99	ug/L		98
37) Trichloroethene	9.527	95	132386	19.34	ug/L		99

Quantitation Report (Not Reviewed)

Data Path : H:\VOA\A228\130307\
Data File : 13030717.D
Acq On : 7 Mar 2013 19:35
Operator : JM
Sample : ICV
Misc : SECOND SOURCE
ALS Vial : 14 Sample Multiplier: 1

Quant Time: Mar 11 11:34:40 2013
Quant Method : H:\VOA\A228\METHODS\130307.M
Quant Title : 8260B_S
QLast Update : Mon Mar 11 11:22:48 2013
Response via : Initial Calibration

Compound	R.T.	QIon	Response	Conc	Units	Dev(Min)
38) 1,2-Dichloropropane	9.704	63	136234	21.64	ug/L	98
39) Bromodichloromethane	9.898	83	179983	19.20	ug/L	99
40) Methyl cyclohexane	9.713	56	55782	21.34	ug/L	99
41) Dibromomethane	9.810	93	88976	19.25	ug/L	97
42) cis-1,3-Dichloropropene	10.233	75	212998	19.50	ug/L	100
43) 2-Chloroethylvinylether	10.065	63	32900	20.83	ug/L	97
44) 4-Methyl-2-pentanone	10.303	43	261518	38.58	ug/L	99
48) Toluene	10.515	92	278342	18.95	ug/L	99
49) trans-1,3-Dichloropropene	10.621	75	182775	19.53	ug/L	98
50) 1,1,2-Trichloroethane	10.771	83	93275	21.71	ug/L	96
51) 1,3-Dichloropropane	10.912	76	194595	21.59	ug/L	99
52) Tetrachloroethene	10.938	166	120055	20.74	ug/L	97
53) Dibromochloromethane	11.097	129	128340	19.93	ug/L	99
54) 1,2-Dibromoethane	11.220	107	120430	20.37	ug/L	97
55) 1-Chlorohexane	11.450	91	182009	19.46	ug/L	99
56) Chlorobenzene	11.547	112	295897	19.26	ug/L	99
57) n-Nonane	11.591	57	186988	21.71	ug/L	100
58) 1,1,1,2-Tetrachloroethane	11.582	131	116971	19.10	ug/L	98
59) Ethylbenzene	11.582	91	508596	21.58	ug/L	100
60) m,p-Xylene	11.661	106	394710	37.86	ug/L	96
61) o-Xylene	11.952	106	199390	19.26	ug/L	95
62) Styrene	11.961	104	325363	19.45	ug/L	95
63) Isopropylbenzene	12.199	105	469650	19.56	ug/L	99
64) Bromoform	12.146	173	78623	19.42	ug/L	98
65) 1,1,2,2-Tetrachloroethane	12.384	83	129969	20.77	ug/L	99
67) 2-Hexanone	10.903	43	178419	38.89	ug/L	96
69) 1,2,3-Trichloropropane	12.446	110	41246	21.23	ug/L	99
70) n-Propylbenzene	12.499	91	628119	21.85	ug/L	97
71) Bromobenzene	12.499	156	136785	18.93	ug/L	99
72) 1,3,5-Trimethylbenzene	12.596	105	432570	21.40	ug/L	98
73) 2-Chlorotoluene	12.605	91	425489	21.89	ug/L	99
74) 4-Chlorotoluene	12.675	91	392748	21.25	ug/L	100
75) tert-Butylbenzene	12.869	119	435542	21.19	ug/L	98
76) 1,2,4-Trimethylbenzene	12.896	105	439323	21.51	ug/L	98
77) sec-Butylbenzene	13.037	105	606383	19.35	ug/L	97
78) 4-Isopropyltoluene	13.116	119	476891	19.11	ug/L	99
79) 1,3-Dichlorobenzene	13.187	146	254657	20.54	ug/L	98
80) 1,4-Dichlorobenzene	13.249	146	242150	20.65	ug/L	98
81) Dicyclopentadiene	13.302	66	51861	19.71	ug/L	97
82) n-Butylbenzene	13.443	92	288518	21.08	ug/L	99
83) 1,2-Dichlorobenzene	13.575	146	242932	21.14	ug/L	96
84) 1,2-Dibromo-3-chloropr...	14.227	157	22502	19.05	ug/L	91
85) 1,2,4-Trichlorobenzene	15.074	180	161465	21.26	ug/L	99
86) Hexachlorobutadiene	15.197	190	44997	21.95	ug/L	93
87) Naphthalene	15.391	128	333039	21.15	ug/L	99
88) 1,2,3-Trichlorobenzene	15.665	180	140874	19.88	ug/L	99

(#) = qualifier out of range (m) = manual integration (+) = signals summed

Quantitation Report (Not Reviewed)

Data Path : H:\VOA\A228\130307\
Data File : 13030717.D
Acq On : 7 Mar 2013 19:35
Operator : JM
Sample : ICV
Misc : SECOND SOURCE
ALS Vial : 14 Sample Multiplier: 1

Quant Time: Mar 11 11:34:40 2013
Quant Method : H:\VOA\A228\METHODS\130307.M
Quant Title : 8260B_S
QLast Update : Mon Mar 11 11:22:48 2013
Response via : Initial Calibration

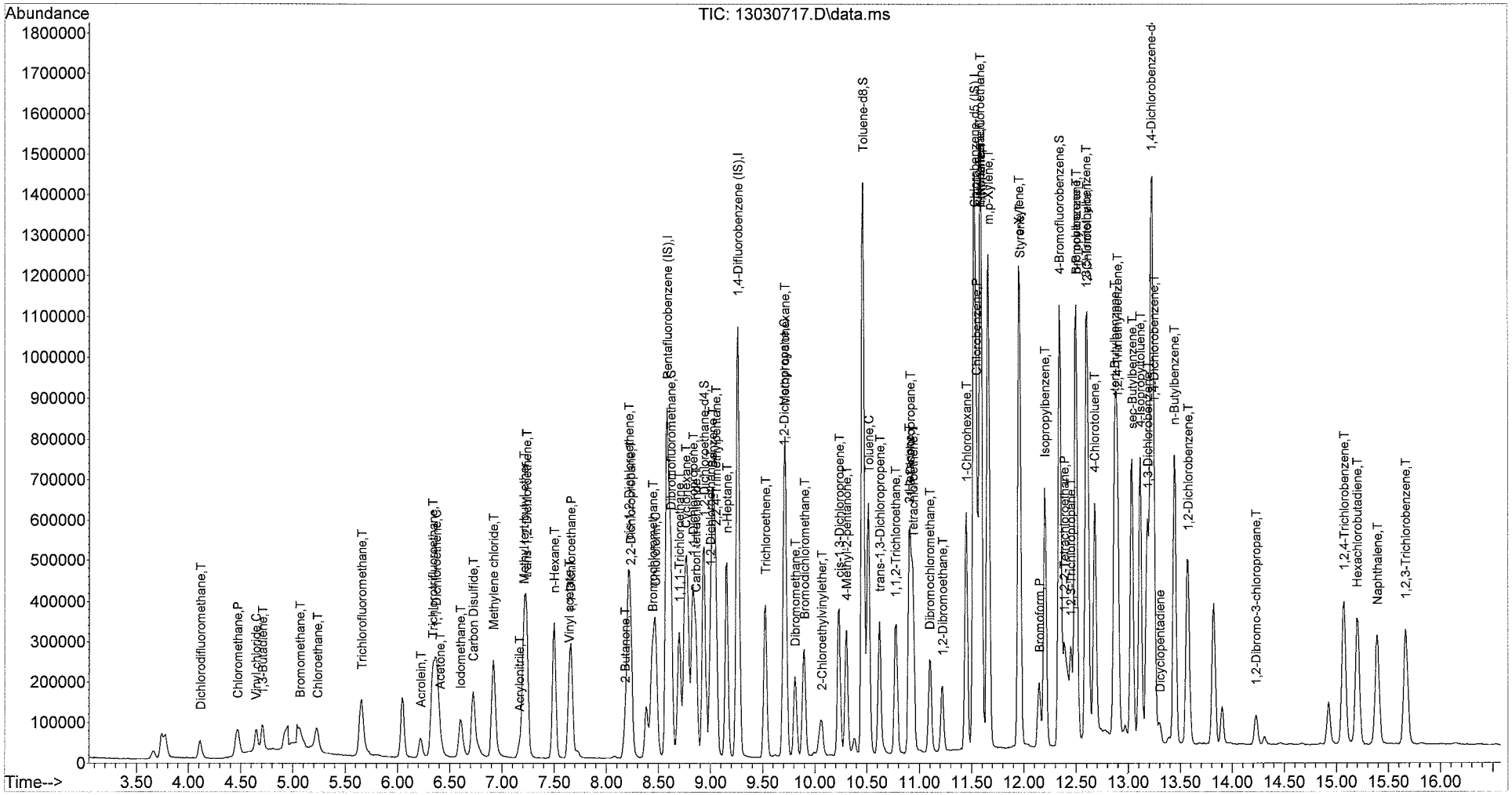

3/11/13

Initial Calibration Verification

ICV *13030717.D*
3/7/2013 19:35 *GCMS 10*

Name	Spike	Conc.	%Rec	LCL	UCL	
Pentafluorobenzene (IS)	XXXXXX	XXXXXX	XXXXXX	XXXXXX	XXXXXX	
Dichlorodifluoromethane	20	17.95	90	37	170	
Chloromethane	20	19.21	96	61	149	
Vinyl chloride	20	19.88	99	53	150	
1,3-Butadiene	20	19.83	99	70	130	
Bromomethane	20	21.97	110	41	170	
Chloroethane	20	19.76	99	57	150	
Trichlorofluoromethane	20	18.84	94	64	125	
Acrolein	100	103.02	103	70	130	
Trichlorotrifluoroethane	20	19.40	97	69	131	
1,1-Dichloroethene	20	21.32	107	70	130	
Methylene chloride	20	20.53	103	68	113	
Acrylonitrile	20	20.03	100	70	130	
trans-1,2-Dichloroethene	20	21.85	109	70	130	
n-Hexane	20	19.46	97	70	130	
1,1-Dichloroethane	20	21.52	108	70	130	
Cyclohexane	20	22.28	111	70	130	
2,2-Dichloropropane	20	20.45	102	70	130	
cis-1,2-Dichloroethene	20	19.70	98	69	113	
Chloroform	20	21.51	108	70	130	
Bromochloromethane	20	19.18	96	65	116	
Dibromofluoromethane	50	49.33	99	70	130	
1,1,1-Trichloroethane	20	19.20	96	67	112	
Acetone	40	41.51	104	69	139	
2-Butanone	40	40.02	100	70	130	
Carbon Disulfide	20	18.98	95	59	170	
Iodomethane	20	19.47	97	61	139	
Vinyl acetate	20	20.73	104	61	151	
Methyl tert-butyl ether	20	19.68	98	70	130	
1,4-Difluorobenzene (IS)	XXXXXX	XXXXXX	XXXXXX	XXXXXX	XXXXXX	
1,1-Dichloropropene	20	19.30	96	70	130	
Carbon tetrachloride	20	19.76	99	70	130	
1,2-Dichloroethane	20	21.28	106	70	130	
Benzene	20	20.96	105	70	130	
2,2,4-Trimethylpentane	20	21.60	108	70	130	
n-Heptane	20	19.99	100	70	130	
Trichloroethene	20	19.34	97	70	130	
1,2-Dichloropropane	20	21.64	108	70	130	
Bromodichloromethane	20	19.20	96	70	130	
Methyl cyclohexane	20	21.34	107	70	130	
Dibromomethane	20	19.25	96	69	111	
cis-1,3-Dichloropropene	20	19.50	97	70	130	
2-Chloroethylvinylether	20	20.83	104	48	165	
4-Methyl-2-pentanone	40	38.58	96	70	130	
1,2-Dichloroethane-d4	50	47.79	96	70	130	

Toluene-d8	50	48.13	96	70	130	
Chlorobenzene-d5 (IS)	XXXXXX	XXXXXX	XXXXXX	XXXXXX	XXXXXX	
Toluene	20	19.53	98	70	130	
trans-1,3-Dichloropropene	20	19.53	98	70	130	
1,1,2-Trichloroethane	20	21.71	109	69	114	
1,3-Dichloropropane	20	21.59	108	70	130	
Tetrachloroethene	20	20.74	104	67	116	
Dibromochloromethane	20	19.93	100	70	130	
1,2-Dibromoethane	20	20.37	102	70	130	
1-Chlorohexane	20	19.46	97	70	130	
Chlorobenzene	20	19.26	96	70	130	
n-Nonane	20	21.71	109	70	130	
1,1,1,2-Tetrachloroethane	20	19.10	95	70	130	
Ethylbenzene	20	21.58	108	70	130	
m,p-Xylene	40	37.86	95	70	130	
o-Xylene	20	19.26	96	70	130	
Styrene	20	19.45	97	70	130	
Isopropylbenzene	20	19.56	98	70	130	
Bromoform	20	19.42	97	70	130	
1,1,2,2-Tetrachloroethane	20	20.77	104	70	130	
4-Bromofluorobenzene	50	47.92	96	70	130	
2-Hexanone	40	38.89	97	70	130	
1,4-Dichlorobenzene-d4 (IS)	XXXXXX	XXXXXX	XXXXXX	XXXXXX	XXXXXX	
1,2,3-Trichloropropane	20	21.23	106	70	130	
n-Propylbenzene	20	21.85	109	70	130	
Bromobenzene	20	18.93	95	70	130	
1,3,5-Trimethylbenzene	20	21.40	107	70	130	
2-Chlorotoluene	20	21.89	109	70	130	
4-Chlorotoluene	20	21.25	106	70	130	
tert-Butylbenzene	20	21.19	106	70	130	
1,2,4-Trimethylbenzene	20	21.51	108	70	130	
sec-Butylbenzene	20	19.35	97	70	130	
4-Isopropyltoluene	20	19.11	96	70	130	
1,3-Dichlorobenzene	20	20.54	103	70	130	
1,4-Dichlorobenzene	20	20.65	103	70	130	
Dicyclopentadiene	20	19.71	99	70	130	
n-Butylbenzene	20	21.08	105	70	130	
1,2-Dichlorobenzene	20	21.14	106	70	130	
1,2-Dibromo-3-chloropropane	20	19.05	95	66	114	
1,2,4-Trichlorobenzene	20	21.26	106	70	130	
Hexachlorobutadiene	20	21.95	110	70	130	

Quantitation Report (Not Reviewed)

Data Path : H:\VOA\A228\130307\
Data File : 13030718.D
Acq On : 7 Mar 2013 20:01
Operator : JM
Sample : LCSV
Misc : TERTIARY STD
ALS Vial : 15 Sample Multiplier: 1

Quant Time: Mar 11 11:40:04 2013
Quant Method : H:\VOA\A228\METHODS\130307.M
Quant Title : 8260B_S
QLast Update : Mon Mar 11 11:22:48 2013
Response via : Initial Calibration

Compound	R.T.	QIon	Response	Conc	Units		Dev(Min)
Internal Standards							
1) Pentafluorobenzene (IS)	8.590	168	536445	50.00	ug/L		0.00
30) 1,4-Difluorobenzene (IS)	9.269	114	879203	50.00	ug/L		0.00
47) Chlorobenzene-d5 (IS)	11.526	117	747871	50.00	ug/L		0.00
68) 1,4-Dichlorobenzene-d4...	13.228	152	386161	50.00	ug/L		0.00
System Monitoring Compounds							
22) Dibromofluoromethane	8.616	113	342919	51.85	ug/L		0.00
Spiked Amount 50.000	Range 52 - 140		Recovery = 103.70%				
45) 1,2-Dichloroethane-d4	8.934	65	432221	50.32	ug/L		0.00
Spiked Amount 50.000	Range 54 - 133		Recovery = 100.64%				
46) Toluene-d8	10.459	98	915998	48.72	ug/L		0.00
Spiked Amount 50.000	Range 63 - 126		Recovery = 97.44%				
66) 4-Bromofluorobenzene	12.337	95	450034	49.54	ug/L		0.00
Spiked Amount 50.000	Range 62 - 123		Recovery = 99.08%				
Target Compounds							Qvalue
2) Dichlorodifluoromethane	4.110	85	264708	91.90	ug/L		97
3) Chloromethane	4.472	50	314264	58.89	ug/L		97
4) Vinyl chloride	4.657	62	188717	61.41	ug/L		99
5) 1,3-Butadiene	4.701	54	374	0.55	ug/L	#	1
6) Bromomethane	5.080	94	27393	65.83	ug/L	#	94
7) Chloroethane	5.239	64	98007	30.56	ug/L		95
8) Trichlorofluoromethane	5.671	101	374781	43.38	ug/L		97
9) Acrolein	6.218	56	635	1.29	ug/L		87
10) Trichlorotrifluoroethane	6.350	151	164086	40.75	ug/L		99
11) 1,1-Dichloroethene	6.385	61	357930	45.12	ug/L		99
12) Methylene chloride	6.923	84	247227	45.45	ug/L		97
13) Acrylonitrile	7.170	53	79324	47.83	ug/L		97
14) trans-1,2-Dichloroethene	7.240	61	349035	43.67	ug/L		99
16) 1,1-Dichloroethane	7.664	63	462860	44.17	ug/L		97
17) Cyclohexane	8.757	41	329707	24.57	ug/L	#	89
18) 2,2-Dichloropropane	8.237	77	377549	43.78	ug/L		99
19) cis-1,2-Dichloroethene	8.210	96	245732	39.01	ug/L		93
20) Chloroform	8.475	83	433220	43.82	ug/L		97
21) Bromochloromethane	8.440	128	133174	40.87	ug/L		90
23) 1,1,1-Trichloroethane	8.704	97	377726	37.13	ug/L		97
24) Acetone	6.403	43	177360	97.52	ug/L		95
25) 2-Butanone	8.184	43	278506	98.71	ug/L		96
26) Carbon Disulfide	6.729	76	654797	42.42	ug/L		95
27) Iodomethane	6.614	142	334612	44.94	ug/L		99
28) Vinyl acetate	7.637	43	478963	46.56	ug/L		99
29) Methyl tert-butyl ether	7.214	73	675615	44.12	ug/L		96
31) 1,1-Dichloropropene	8.828	75	315678	35.99	ug/L		98
32) Carbon tetrachloride	8.863	117	323264	36.49	ug/L		97
33) 1,2-Dichloroethane	9.004	62	399944	46.54	ug/L		97
34) Benzene	9.022	78	800094	40.87	ug/L		96
35) 2,2,4-Trimethylpentane	9.260	57	96152	3.44	ug/L	#	63
36) n-Heptane	9.260	57	96152	18.52	ug/L	#	1
37) Trichloroethene	9.524	95	221685	34.52	ug/L		99
38) 1,2-Dichloropropane	9.710	63	249052	44.00	ug/L		98

Quantitation Report (Not Reviewed)

Data Path : H:\VOA\A228\130307\
Data File : 13030718.D
Acq On : 7 Mar 2013 20:01
Operator : JM
Sample : LCSV
Misc : TERTIARY STD
ALS Vial : 15 Sample Multiplier: 1

Quant Time: Mar 11 11:40:04 2013
Quant Method : H:\VOA\A228\METHODS\130307.M
Quant Title : 8260B_S
QLast Update : Mon Mar 11 11:22:48 2013
Response via : Initial Calibration

Compound	R.T.	QIon	Response	Conc Units	Dev(Min)
39) Bromodichloromethane	9.895	83	338373	38.47 ug/L	97
40) Methyl cyclohexane	9.542	56	1429	Below Cal #	1
41) Dibromomethane	9.815	93	175631	40.50 ug/L	91
42) cis-1,3-Dichloropropene	10.230	75	397858	38.82 ug/L	99
43) 2-Chloroethylvinylether	10.062	63	48691	32.39 ug/L	96
44) 4-Methyl-2-pentanone	10.300	43	508285	79.93 ug/L	98
48) Toluene	10.512	92	481156	34.17 ug/L	98
49) trans-1,3-Dichloropropene	10.618	75	344767	38.44 ug/L	99
50) 1,1,2-Trichloroethane	10.777	83	170867	42.76 ug/L	97
51) 1,3-Dichloropropane	10.909	76	361925	43.23 ug/L	99
52) Tetrachloroethene	10.944	166	198524	36.05 ug/L	96
53) Dibromochloromethane	11.103	129	252944	40.99 ug/L	98
54) 1,2-Dibromoethane	11.217	107	229759	40.54 ug/L	97
55) 1-Chlorohexane	11.588	91	827406	92.29 ug/L #	14
56) Chlorobenzene	11.553	112	493693	33.52 ug/L	97
57) n-Nonane	11.597	57	2645	Below Cal #	1
58) 1,1,1,2-Tetrachloroethane	11.579	131	202985	34.57 ug/L	98
59) Ethylbenzene	11.588	91	827406	37.90 ug/L	99
60) m,p-Xylene	11.658	106	650713	65.11 ug/L	99
61) o-Xylene	11.958	106	327650	33.01 ug/L	90
62) Styrene	11.958	104	539108	33.62 ug/L	96
63) Isopropylbenzene	12.205	105	741194	32.20 ug/L	97
64) Bromoform	12.143	173	147086	37.91 ug/L	98
65) 1,1,2,2-Tetrachloroethane	12.390	83	219093	37.37 ug/L	98
67) 2-Hexanone	10.900	43	325531	76.90 ug/L	99
69) 1,2,3-Trichloropropane	12.452	110	68581	37.91 ug/L	95
70) n-Propylbenzene	12.496	91	942447	35.43 ug/L	98
71) Bromobenzene	12.496	156	219397	31.80 ug/L	97
72) 1,3,5-Trimethylbenzene	12.593	105	659231	35.18 ug/L	99
73) 2-Chlorotoluene	12.611	91	639582	35.64 ug/L	96
74) 4-Chlorotoluene	12.681	91	589807	34.40 ug/L	97
75) tert-Butylbenzene	12.875	119	664294	34.48 ug/L	96
76) 1,2,4-Trimethylbenzene	12.893	105	637912	33.54 ug/L	95
77) sec-Butylbenzene	13.034	105	885091	29.58 ug/L	97
78) 4-Isopropyltoluene	13.113	119	673527	28.27 ug/L	99
79) 1,3-Dichlorobenzene	13.184	146	380709	32.45 ug/L	98
80) 1,4-Dichlorobenzene	13.246	146	330512	29.84 ug/L	98
82) n-Butylbenzene	13.440	92	353846	27.40 ug/L	96
83) 1,2-Dichlorobenzene	13.572	146	332829	30.75 ug/L	96
84) 1,2-Dibromo-3-chloropr...	14.233	157	26570	23.51 ug/L	96
85) 1,2,4-Trichlorobenzene	15.071	180	130936	17.90 ug/L	95
86) Hexachlorobutadiene	15.203	190	49464	25.48 ug/L	97
87) Naphthalene	15.388	128	236748	15.68 ug/L	99
88) 1,2,3-Trichlorobenzene	15.671	180	94061	13.59 ug/L	98

(#) = qualifier out of range (m) = manual integration (+) = signals summed

Quantitation Report (Not Reviewed)

Data Path : H:\VOA\A228\130307\
Data File : 13030718.D
Acq On : 7 Mar 2013 20:01
Operator : JM
Sample : LCSV
Misc : TERTIARY STD
ALS Vial : 15 Sample Multiplier: 1

Quant Time: Mar 11 11:40:04 2013
Quant Method : H:\VOA\A228\METHODS\130307.M
Quant Title : 8260B_S
QLast Update : Mon Mar 11 11:22:48 2013
Response via : Initial Calibration

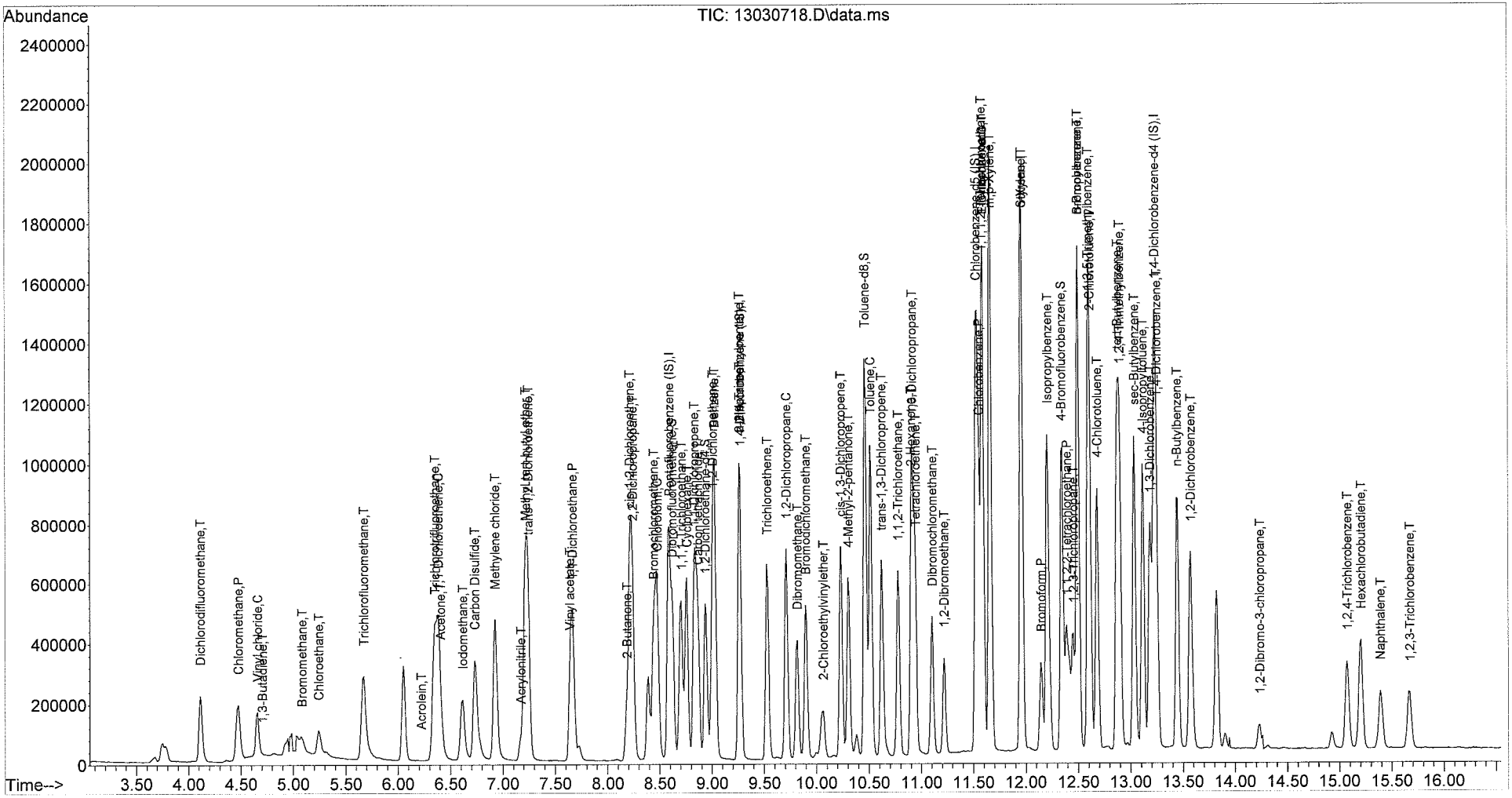

Tertiary Standard- Air

LCSV *13030718.D*

3/7/2013 20:01 *GCMS 10*

Name	Spike	Conc.	%Rec	LCL	UCL	
Pentafluorobenzene (IS)	XXXXXX	XXXXXX	XXXXXX	XXXXXX	XXXXXX	
Dichlorodifluoromethane	40	91.90	230	16	147	*
Chloromethane	40	58.89	147	42	128	*
Vinyl chloride	40	61.41	154	40	150	*
1,3-Butadiene	0	0.55				
Bromomethane	40	65.83	165	43	133	*
Chloroethane	40	30.56	76	48	150	
Trichlorofluoromethane	40	43.38	108	50	140	
Acrolein	0	1.29				
Trichlorotrifluoroethane	40	40.75	102	44	130	
1,1-Dichloroethene	40	45.12	113	38	117	
Methylene chloride	40	45.45	114	46	132	
Acrylonitrile	40	47.83	120	50	140	
trans-1,2-Dichloroethene	40	43.67	109	50	140	
n-Hexane	0	0.00				
1,1-Dichloroethane	40	44.17	110	50	140	
Cyclohexane	0	24.57				
2,2-Dichloropropane	40	43.78	109	50	140	
cis-1,2-Dichloroethene	40	39.01	98	50	140	
Chloroform	40	43.82	110	50	140	
Bromochloromethane	40	40.87	102	50	140	
Dibromofluoromethane	50	51.85	104	50	140	
1,1,1-Trichloroethane	40	37.13	93	50	140	
Acetone	80	97.52	122	50	140	
2-Butanone	80	98.71	123	50	140	
Carbon Disulfide	40	42.42	106	50	140	
Iodomethane	40	44.94	112	50	140	
Vinyl acetate	40	46.56	116	50	140	
Methyl tert-butyl ether	40	44.12	110	50	140	
1,4-Difluorobenzene (IS)	XXXXXX	XXXXXX	XXXXXX	XXXXXX	XXXXXX	
1,1-Dichloropropene	40	35.99	90	50	140	
Carbon tetrachloride	40	36.49	91	50	140	
1,2-Dichloroethane	40	46.54	116	50	140	
Benzene	40	40.87	102	50	140	
2,2,4-Trimethylpentane	0	3.44				
n-Heptane	0	18.52				
Trichloroethene	40	34.52	86	50	140	
1,2-Dichloropropane	40	44.00	110	50	140	
Bromodichloromethane	40	38.47	96	50	140	
Methyl cyclohexane	0	-1.71				
Dibromomethane	40	40.50	101	50	140	
cis-1,3-Dichloropropene	40	38.82	97	50	140	
2-Chloroethylvinylether	40	32.39	81	50	140	
4-Methyl-2-pentanone	80	79.93	100	50	140	
1,2-Dichloroethane-d4	50	50.32	101	50	140	

biased high- if detected rerun sample(s) under new ICAL. JMB 3/11/13

Toluene-d8	50	48.72	97	50	140	
Chlorobenzene-d5 (IS)	XXXXXX	XXXXXX	XXXXXX	XXXXXX	XXXXXX	
Toluene	40	38.44	96	50	140	
trans-1,3-Dichloropropene	40	38.44	96	50	140	
1,1,2-Trichloroethane	40	42.76	107	50	140	
1,3-Dichloropropane	40	43.23	108	50	140	
Tetrachloroethene	40	36.05	90	50	140	
Dibromochloromethane	40	40.99	102	50	140	
1,2-Dibromoethane	40	40.54	101	50	140	
1-Chlorohexane	0	92.29				
Chlorobenzene	40	33.52	84	50	140	
n-Nonane	0	-2.47				
1,1,1,2-Tetrachloroethane	40	34.57	86	50	140	
Ethylbenzene	40	37.90	95	50	140	
m,p-Xylene	80	65.11	81	50	140	
o-Xylene	40	33.01	83	50	140	
Styrene	40	33.62	84	50	140	
Isopropylbenzene	40	32.20	81	50	140	
Bromoform	40	37.91	95	50	140	
1,1,2,2-Tetrachloroethane	40	37.37	93	50	140	
4-Bromofluorobenzene	50	49.54	99	50	140	
2-Hexanone	80	76.90	96	50	140	
1,4-Dichlorobenzene-d4 (IS)	XXXXXX	XXXXXX	XXXXXX	XXXXXX	XXXXXX	
1,2,3-Trichloropropane	40	37.91	95	50	140	
n-Propylbenzene	40	35.43	89	50	140	
Bromobenzene	40	31.80	79	50	140	
1,3,5-Trimethylbenzene	40	35.18	88	50	140	
2-Chlorotoluene	40	35.64	89	50	140	
4-Chlorotoluene	40	34.40	86	50	140	
tert-Butylbenzene	40	34.48	86	50	140	
1,2,4-Trimethylbenzene	40	33.54	84	50	140	
sec-Butylbenzene	40	29.58	74	50	140	
4-Isopropyltoluene	40	28.27	71	50	140	
1,3-Dichlorobenzene	40	32.45	81	50	140	
1,4-Dichlorobenzene	40	29.84	75	50	140	
Dicyclopentadiene	0	0.35				
n-Butylbenzene	40	27.40	68	50	140	
1,2-Dichlorobenzene	40	30.75	77	50	140	
1,2-Dibromo-3-chloropropane	40	23.51	59	50	140	
1,2,4-Trichlorobenzene	40	17.90	45	50	140	*
Hexachlorobutadiene	40	25.48	64	50	140	

Method 8260B

Run ID 130325 **Date of Run 3/25/13** **Analyst JM** **Page # 91**

Acquisition Method **SC8260**

Standard IDs			**Syringe IDs:**
Primary Std.	Std Prep Log ID	**GCMSVOA-6066**	**V-126**
Internal Std.	Std Prep Log ID	**GCMSVOA-6065**	V-029
Surrogate Std.	Std Prep Log ID	**GCMSVOA-6064**	V-024
BFB Std.	Std Prep Log ID	**GCMSVOA-6064**	V-024
Secondary Spike	Std Prep Log ID	**GCMSVOA-6063**	V-126

Standards Preparation

Name	**Secondary Standard (Working)** (µL)	**Surrogate (Working)** (µL)	**Acrolein** (µL)	**Internal Standard** (µL)	**Final Volume** (mL)
BFB	--	2	--	10	5
ICV	10	10	1	10	

Curve Dilutions

Primary Standard (Working)	**Surrogate (Working)**	**Methanol**	**Acrolein (500ppm)**	**Internal Standard**	**Conc µg/L**
0.25 µL	0.5 µL	99 µL	0.5 µL	10 µL	0.5
0.50 µL	1 µL	98.5 µL	0.75 µL	10 µL	1
2.5 µL	4 µL	93.5 µL	1.0 µL	10 µL	5
5 µL	6 µL	89 µL	1.25 µL	10 µL	10
10µL	10 µL	80 µL	1.5 µL	10 µL	20
20µL	14 µL	66 µL	1.75 µL	10 µL	40
40 µL	18 µL	42 µL	2.25 µL	10 µL	80
50 µL	--	50 µL	5.0 µL	10 µL	100

VOA-004-Inst10Curve RV1
Create a book by attaching a copy of the injection Log and number it in consecutive order up to 100

Injection Log

92

Directory: h:\voa\a228\130325

Line	Vial	FileName	Multiplier	SampleName	Misc Info	Injected
1	1	13032501.d	1.	BFB	TUNE CHECK	25 Mar 13 11:34
2	2	13032502.d	1.	IB	BLANK	25 Mar 13 12:03
3	3	13032503.d	1.	0.5 PPB	ICAL	25 Mar 13 12:28
4	4	13032504.d	1.	1.0 PPB	ICAL	25 Mar 13 12:52
5	5	13032505.d	1.	5.0 PPB	ICAL	25 Mar 13 13:17
6	6	13032506.d	1.	10 PPB	ICAL	25 Mar 13 13:42
7	7	13032507.d	1.	20 PPB	ICAL	25 Mar 13 14:07
8	8	13032508.d	1.	40 PPB	ICAL	25 Mar 13 14:32
9	9	13032509.d	1.	80 PPB	ICAL	25 Mar 13 14:57
10	10	13032510.d	1.	100 PPB	ICAL	25 Mar 13 15:21
11	11	13032511.d	1.	IB	BLANK	25 Mar 13 15:46
12	12	13032512.d	1.	IB	BLANK	25 Mar 13 16:11
13	13	13032513.d	1.	ICV	SECOND SOURCE	25 Mar 13 16:36
14	14	13032514.d	1.	LCSV	TERTIARY STD	25 Mar 13 17:01
15	15	13032515.d	1.	BFB	TUNE CHECK	25 Mar 13 17:26
16	16	13032516.d	1.	CCV	CCV	25 Mar 13 17:51
17	1	13032517.d	1.	BLK 3/15	BLK	25 Mar 13 18:15
18	2	13032518.d	1.	459321-001	SMP	25 Mar 13 18:40
19	3	13032519.d	1.	459321-002	SMP	25 Mar 13 19:05
20	4	13032520.d	1.	459321-003	SMP	25 Mar 13 19:30
21	5	13032521.d	1.	459321-004	SMP	25 Mar 13 19:55
22	6	13032522.d	1.	459321-005	SMP	25 Mar 13 20:20
23	7	13032523.d	1.	BKS 3/15	BKS	25 Mar 13 20:44
24	8	13032524.d	1.	BSD 3/15	BSD	25 Mar 13 21:09
25	11	13032525.d	1.	459321-006	SMP	25 Mar 13 21:34
26	12	13032526.d	1.	459321-007	SMP	25 Mar 13 21:59
27	13	13032527.d	1.	459321-008	SMP	25 Mar 13 22:25
28	14	13032528.d	1.	459321-009	SMP	25 Mar 13 22:51
29	15	13032529.d	1.	459321-010	SMP	25 Mar 13 23:16
30	16	13032530.d	1.	459321-011	SMP	25 Mar 13 23:41
31	1	13032531.d	1.	459321-012	SMP	26 Mar 13 00:08
32	2	13032532.d	1.	459321-001 S	MS	26 Mar 13 00:34
33	3	13032533.d	1.	459321-001 SD	MSD	26 Mar 13 01:00
34	4	13032534.d	1.	BLK 3/21	BLK	26 Mar 13 01:25
35	5	13032535.d	1.	BKS 3/21	BKS	26 Mar 13 01:51
36	6	13032536.d	1.	BSD 3/21	BSD	26 Mar 13 02:16
37	7	13032537.d	1.	459596-001	SMP	26 Mar 13 02:41
38	8	13032538.d	1.	459596-002	SMP	26 Mar 13 03:06
39	11	13032539.d	1.	459596-003	SMP	26 Mar 13 03:33
40	12	13032540.d	1.	459596-004	SMP	26 Mar 13 03:57
41	13	13032541.d	1.	459596-005	SMP	26 Mar 13 04:22

in a separate data package.

3/26/13

Calibration Status Report GCMS 10

Method Path : H:\VOA\A228\METHODS\
Method File : 130325.M
Title : 8260B_S
Last Update : Mon Mar 25 16:59:22 2013
Response Via : Initial Calibration

3/26/13

#	ID	Conc	ISTD Conc	Path\File
1	20	20	50	H:\VOA\A228\130325\13032507.D
2	0.5	1	50	H:\VOA\A228\130325\13032503.D
3	1.0	1	50	H:\VOA\A228\130325\13032504.D
4	5.0	5	50	H:\VOA\A228\130325\13032505.D
5	10	10	50	H:\VOA\A228\130325\13032506.D
6	40	40	50	H:\VOA\A228\130325\13032508.D
7	80	80	50	H:\VOA\A228\130325\13032509.D
8	100	100	50	H:\VOA\A228\130325\13032510.D

#	ID	Update Time	Quant Time	Acquisition Time
1	20	Mar 25 16:41 2013	Mar 25 16:40 2013	25 Mar 2013 14:07
2	0.5	Mar 25 16:43 2013	Mar 25 16:43 2013	25 Mar 2013 12:28
3	1.0	Mar 25 16:42 2013	Mar 25 16:42 2013	25 Mar 2013 12:52
4	5.0	Mar 25 16:42 2013	Mar 25 16:42 2013	25 Mar 2013 13:17
5	10	Mar 25 16:42 2013	Mar 25 16:42 2013	25 Mar 2013 13:42
6	40	Mar 25 16:41 2013	Mar 25 16:41 2013	25 Mar 2013 14:32
7	80	Mar 25 16:41 2013	Mar 25 16:41 2013	25 Mar 2013 14:57
8	100	Mar 25 16:41 2013	Mar 25 16:41 2013	25 Mar 2013 15:21

130325.M Mon Mar 25 17:00:11 2013

Calibration Table Report
Method: 130325.M
Title: 8260B_S
Last Calibration: Mon Mar 25 16:59:22 2013

3/26/13

Calibration Files

Compound		20 13032507.D	0.5 13032503.D	1 13032504.D	5 13032505.D	10 13032506.D	40 13032508.D	80 13032509.D	100 13032510.D	Avg	%RSD	
Pentafluorobenzene (IS)	ISTD											r=1.000
Dichlorodifluoromethane		0.290	0.407	0.322	0.272	0.295	0.273	0.272	0.271	0.300	15.559	r=0.999
Chloromethane		0.258	0.383	0.329	0.346	0.282	0.253	0.256	0.264	0.296	16.714	
Vinyl chloride		0.150	0.192	0.202	0.157	0.171	0.154	0.155	0.152	0.166	11.921	r=1.000
1,3-Butadiene		0.081	0.128	0.106	0.082	0.085	0.078	0.077	0.077	0.089	20.370	r=0.998
Bromomethane		0.049			0.080	0.053	0.050	0.044	0.044	0.053	25.549	r=0.999
Chloroethane		0.191	0.218	0.213	0.106	0.173	0.187	0.181	0.180	0.181	18.877	
Trichlorofluoromethane		0.579	0.727	0.645	0.597	0.571	0.566	0.549	0.534	0.596	10.518	
Acrolein		0.038	0.039	0.044	0.040	0.038	0.038	0.040	0.039	0.040	4.498	
Trichlorotrifluoroethane		0.384	0.490	0.385	0.401	0.374	0.391	0.367	0.353	0.393	10.611	
1,1-Dichloroethene		0.543	0.770	0.645	0.549	0.555	0.546	0.503	0.486	0.575	15.966	r=0.998
Methylene chloride		0.457	0.633	0.531	0.471	0.457	0.438	0.416	0.404	0.476	15.641	r=0.999
Acrylonitrile		0.097	0.192	0.099	0.091	0.090	0.093	0.094	0.094	0.106	32.595	r=1.000
trans-1,2-Dichloroethene		0.564	0.691	0.623	0.590	0.567	0.533	0.486	0.467	0.565	12.821	
n-Hexane		0.495	0.652	0.560	0.479	0.476	0.494	0.464	0.450	0.509	13.078	
1,1-Dichloroethane		0.724	0.896	0.774	0.745	0.719	0.690	0.638	0.613	0.725	12.041	
Cyclohexane		0.787	0.992	0.890	0.812	0.808	0.745	0.687	0.657	0.797	13.528	
2,2-Dichloropropane		0.615	0.821	0.653	0.649	0.634	0.589	0.544	0.523	0.629	14.505	
cis-1,2-Dichloroethene		0.476	0.577	0.483	0.495	0.479	0.465	0.433	0.419	0.479	9.939	
Chloroform		0.738	1.035	0.819	0.761	0.750	0.703	0.647	0.623	0.759	16.840	r=0.998
Bromochloromethane		0.265	0.344	0.285	0.287	0.284	0.255	0.239	0.230	0.274	13.029	
Dibromofluoromethane		0.433	0.467	0.447	0.433	0.432	0.432	0.426		0.438	3.185	
1,1,1-Trichloroethane		0.638	0.841	0.633	0.648	0.638	0.621	0.584	0.568	0.646	12.925	
Acetone		0.102	0.811	0.456	0.140	0.125	0.104	0.093	0.093	0.241	108.551	r=0.999
2-Butanone		0.197	2.384	1.165	0.337	0.242	0.163	0.149	0.150	0.598	133.381	r=1.000
Carbon Disulfide		1.210	1.426	1.238	1.183	1.167	1.186	1.133	1.111	1.207	8.069	
Iodomethane		0.808	0.869	0.775	0.764	0.777	0.767	0.737	0.695	0.774	6.551	
Vinyl acetate		0.539	0.557	0.455	0.521	0.517	0.517	0.496	0.493	0.512	6.043	
Methyl tert-butyl ether		0.946	1.233	0.918	0.942	0.953	0.935	0.884	0.863	0.959	11.989	
1,4-Difluorobenzene (IS)	ISTD											
1,1-Dichloropropene		0.420	0.501	0.419	0.436	0.429	0.407	0.374	0.365	0.419	9.988	
Carbon tetrachloride		0.430	0.524	0.460	0.428	0.440	0.416	0.393	0.383	0.434	10.101	
1,2-Dichloroethane		0.402	0.535	0.455	0.397	0.408	0.382	0.360	0.356	0.412	14.193	
Benzene		1.128	1.603	1.314	1.205	1.170	1.096	0.997	0.967	1.185	17.042	r=0.998
2,2,4-Trimethylpentane		0.991	1.318	1.167	1.035	1.007	0.957	0.863	0.833	1.021	15.472	r=0.997
n-Heptane		0.230	0.307	0.256	0.233	0.230	0.224	0.204	0.203	0.236	14.186	
Trichloroethene		0.342	0.451	0.322	0.340	0.360	0.328	0.304	0.298	0.343	14.016	
1,2-Dichloropropane		0.295	0.401	0.328	0.315	0.318	0.280	0.253	0.249	0.305	15.969	r=0.998
Bromodichloromethane		0.416	0.488	0.448	0.402	0.414	0.401	0.388	0.385	0.418	8.329	

Methyl cyclohexane		0.121	0.176	0.139	0.132	0.133	0.116	0.102	0.098	0.127	19.327
Dibromomethane		0.213	0.295	0.225	0.213	0.213	0.203	0.198	0.197	0.220	14.516
cis-1,3-Dichloropropene		0.529	0.62	0.523	0.497	0.528	0.509	0.477	0.473	0.519414	8.84848
2-Chloroethylvinylether		0.048	0.07	0.041	0.04	0.045	0.046	0.047	0.046	0.0477905	19.5323
4-Methyl-2-pentanone		0.223	0.387	0.218	0.202	0.227	0.212	0.209	0.209	0.236113	26.1232
1,2-Dichloroethane-d4		0.313	0.358	0.342	0.309	0.315	0.311	0.305		0.321797	6.20635
Toluene-d8		0.959	1.197	1.155	1.019	1.01	0.909	0.863		1.01611	12.0773
Chlorobenzene-d5 (IS)	ISTD										
Toluene		0.813	1.233	0.978	0.856	0.853	0.837	0.806	0.811	0.898472	16.2673
trans-1,3-Dichloropropene		0.474	0.607	0.487	0.46	0.473	0.477	0.476	0.468	0.490098	9.78667
1,1,2-Trichloroethane		0.256	0.345	0.279	0.259	0.268	0.254	0.252	0.244	0.269758	12.0106
1,3-Dichloropropane		0.522	0.706	0.558	0.535	0.543	0.505	0.485	0.467	0.540021	13.594
Tetrachloroethene		0.481	0.712	0.532	0.518	0.5	0.475	0.453	0.441	0.513967	16.6916
Dibromochloromethane		0.42	0.498	0.437	0.379	0.408	0.431	0.437	0.428	0.429681	7.81871
1,2-Dibromoethane		0.361	0.405	0.366	0.351	0.364	0.366	0.369	0.359	0.367741	4.37448
1-Chlorohexane		0.579	0.724	0.606	0.562	0.578	0.569	0.554	0.534	0.588295	9.97563
Chlorobenzene		0.957	1.156	1.042	0.947	0.982	0.938	0.903	0.866	0.973992	9.2728
n-Nonane		0.474	0.783	0.579	0.53	0.53	0.457	0.404	0.373	0.516337	24.7137
1,1,1,2-Tetrachloroethane		0.364	0.539	0.399	0.371	0.379	0.361	0.347	0.331	0.386365	16.8358
Ethylbenzene		1.484	1.987	1.728	1.599	1.602	1.443	1.325	1.232	1.55023	15.3296
m,p-Xylene		0.611	0.819	0.7	0.641	0.644	0.6	0.572	0.54	0.640814	13.5303
o-Xylene		0.614	0.807	0.716	0.655	0.641	0.595	0.56	0.53	0.639682	13.8614
Styrene		1.028	1.278	1.076	1.04	1.076	0.984	0.925	0.87	1.03454	11.7822
Isopropylbenzene		1.43	1.782	1.605	1.462	1.49	1.394	1.324	1.256	1.46792	11.236
Bromoform		0.293	0.332	0.271	0.267	0.292	0.313	0.327	0.321	0.301962	8.23149
1,1,2,2-Tetrachloroethane		0.358	0.533	0.404	0.362	0.376	0.362	0.366	0.361	0.39025	15.2911
4-Bromofluorobenzene		0.541	0.757	0.631	0.541	0.568	0.553	0.57		0.594475	13.1525
2-Hexanone		0.168	0.363	0.198	0.162	0.17	0.168	0.168	0.165	0.195197	35.2159
1,4-Dichlorobenzene-d4 (IS)	ISTD										
1,2,3-Trichloropropane		0.21	0.345	0.224	0.205	0.209	0.212	0.21	0.218	0.229224	20.6177
n-Propylbenzene		3.337	4.146	3.602	3.453	3.437	3.254	2.979	2.925	3.39156	11.3056
Bromobenzene		0.917	1.232	1.001	0.986	0.961	0.903	0.875	0.866	0.96761	12.1838
1,3,5-Trimethylbenzene		2.37	3.154	2.599	2.376	2.463	2.352	2.139	2.088	2.44263	13.5492
2-Chlorotoluene		2.186	2.981	2.414	2.274	2.306	2.177	1.976	1.943	2.28194	14.2031
4-Chlorotoluene		2.11	2.614	2.197	2.16	2.101	2.049	1.95	1.942	2.14039	9.8937
tert-Butylbenzene		2.464	3.202	2.708	2.558	2.542	2.423	2.218	2.156	2.5338	12.8074
1,2,4-Trimethylbenzene		2.349	3.132	2.67	2.446	2.442	2.292	2.103	2.051	2.43554	14.108
sec-Butylbenzene		3.264	4.109	3.46	3.345	3.342	3.197	2.951	2.871	3.31733	11.3908
4-Isopropyltoluene		2.673	3.22	2.796	2.69	2.748	2.643	2.466	2.4	2.70449	9.16883
1,3-Dichlorobenzene		1.664	2.19	1.891	1.726	1.684	1.616	1.492	1.465	1.71606	13.6203
1,4-Dichlorobenzene		1.52	1.952	1.685	1.539	1.575	1.563	1.498	1.47	1.60031	9.74446
Dicyclopentadiene		0.238	0.377	0.192	0.216	0.235	0.251	0.252	0.25	0.25147	21.839
n-Butylbenzene		1.518	1.859	1.487	1.496	1.555	1.522	1.412	1.371	1.52742	9.61845
1,2-Dichlorobenzene		1.57	2.169	1.652	1.628	1.64	1.572	1.461	1.428	1.63989	13.9569
1,2-Dibromo-3-chloropropane		0.162	0.241	0.16	0.148	0.154	0.172	0.184	0.186	0.175858	16.8945
1,2,4-Trichlorobenzene		1.206	1.528	1.209	1.081	1.201	1.241	1.097	1.053	1.20203	12.415
Hexachlorobutadiene		0.288	0.395	0.307	0.272	0.291	0.303	0.273	0.258	0.298332	14.1757
Naphthalene		2.107	3.041	2.041	1.804	2.021	2.207	2.042	1.936	2.14987	17.6172
1,2,3-Trichlorobenzene		1.02	1.397	0.994	0.921	1.015	1.066	0.953	0.868	1.02931	15.6669

r=0.996
r=1.000
r=1.000
r=1.000
r=0.999
r=0.993
r=0.999
r=0.996
r=1.000
r=1.000
r=0.999
r=1.000
r=0.999
r=0.997
r=0.993

Mon Mar 25 17:11:35 2013

Calibration Plot Report

9/11/3/26/13

Dichlorodifluoromethane

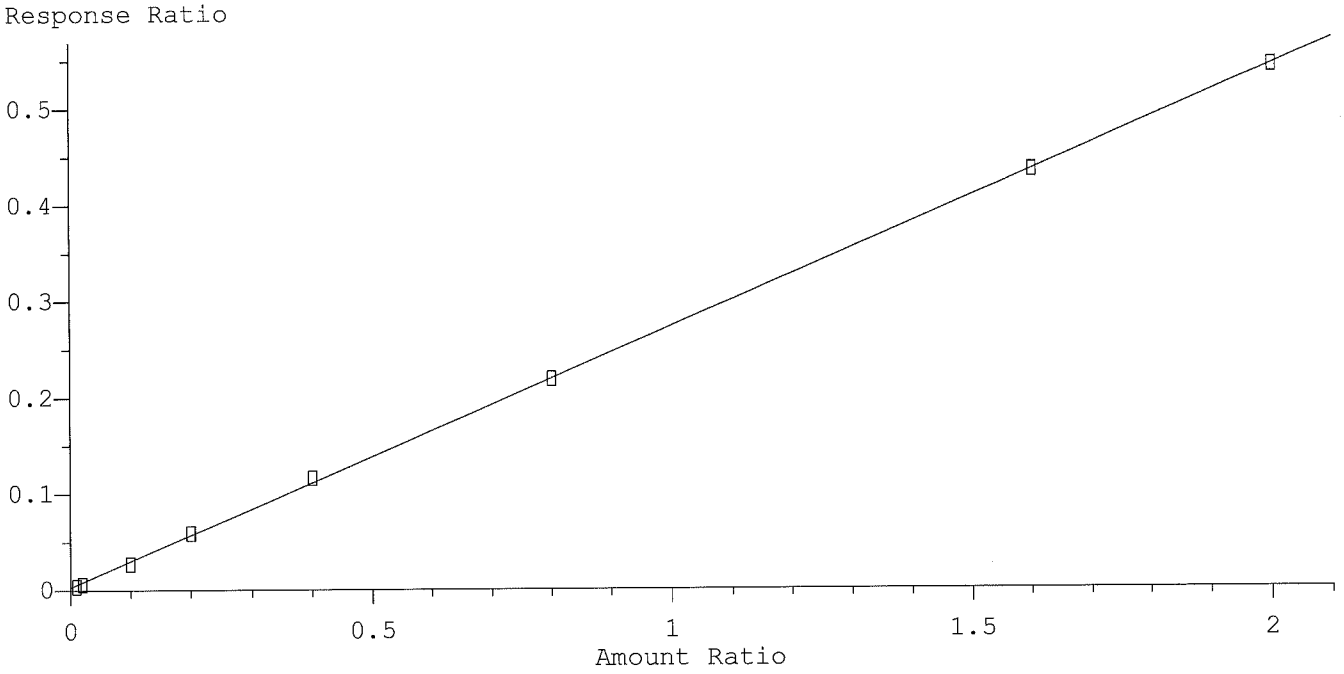

Resp Ratio = 2.70e-001 * Amt + 2.84e-003
Coef of Det (r^2) = 1.000 Curve Fit: Linear

Chloromethane

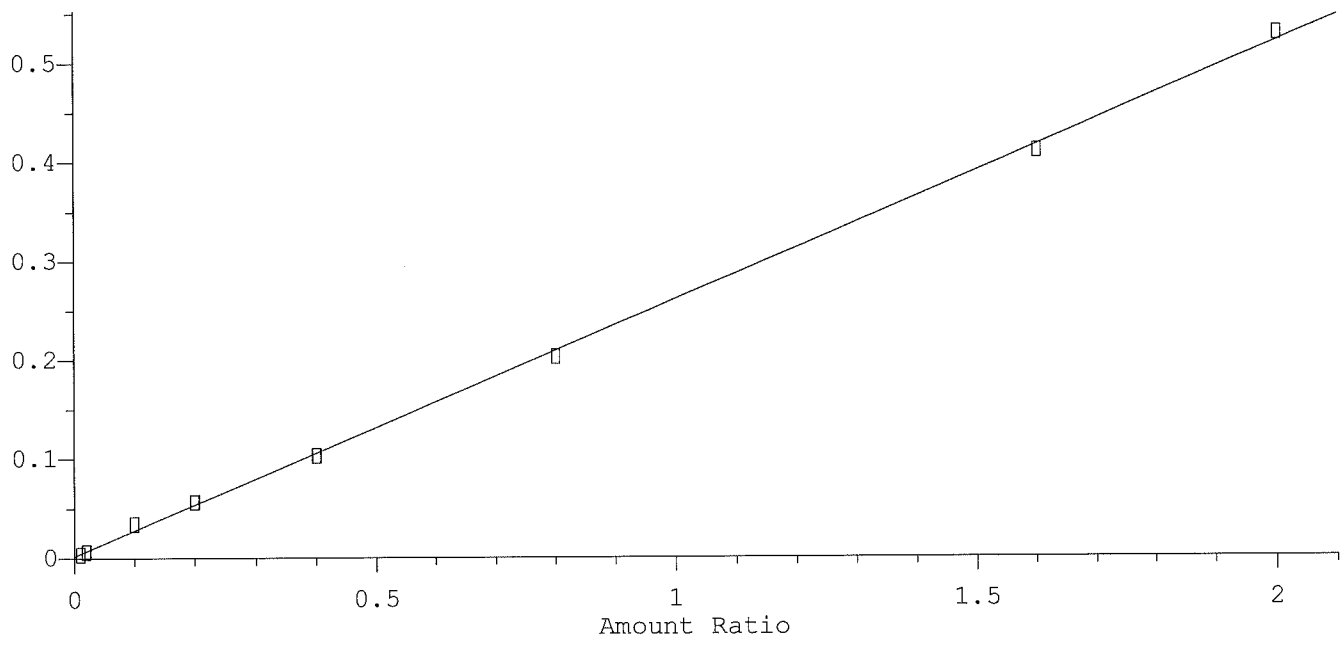

Resp Ratio = 2.59e-001 * Amt + 2.08e-003
Coef of Det (r^2) = 0.999 Curve Fit: Linear

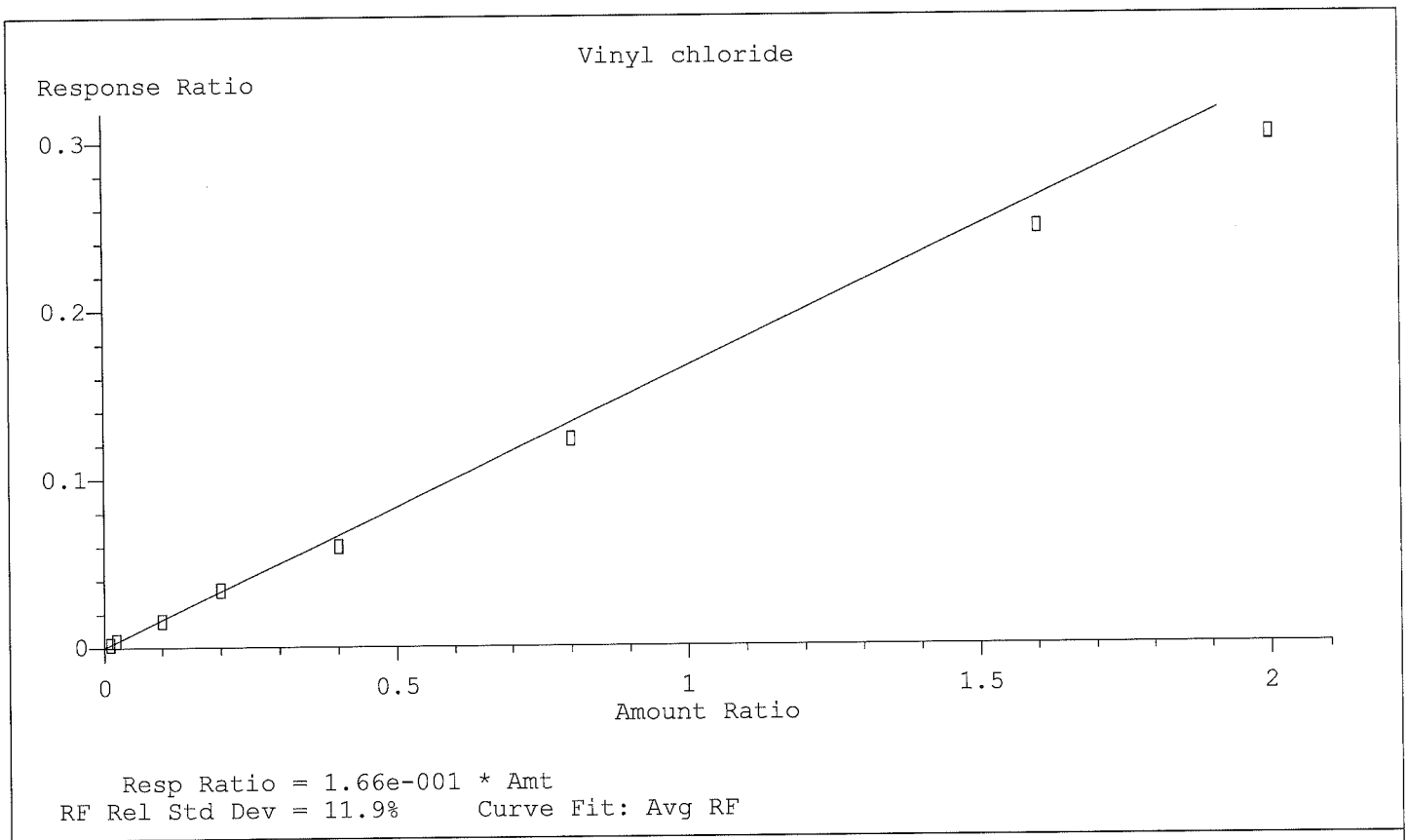

Resp Ratio = 1.66e-001 * Amt
RF Rel Std Dev = 11.9% Curve Fit: Avg RF

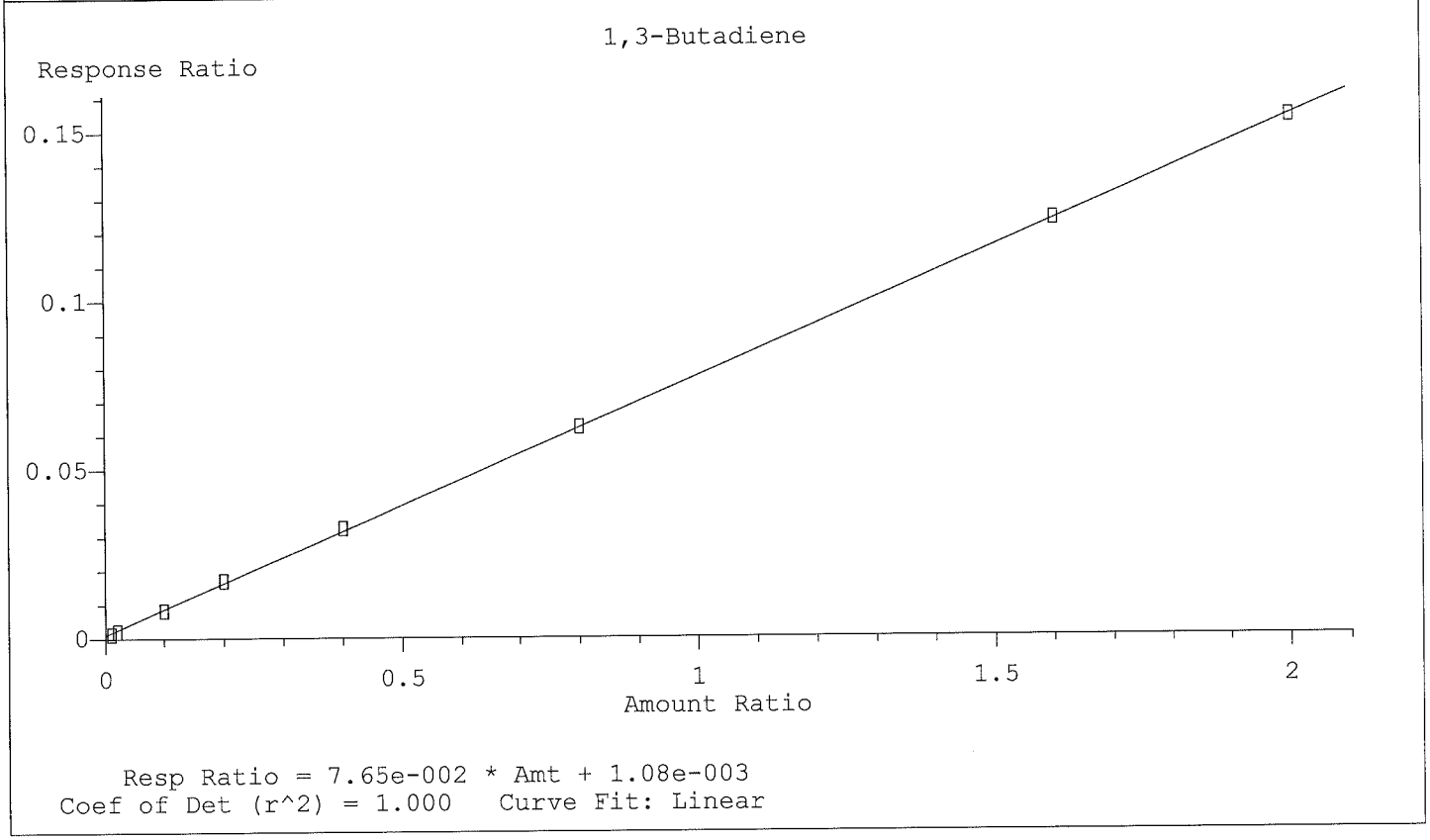

Resp Ratio = 7.65e-002 * Amt + 1.08e-003
Coef of Det (r^2) = 1.000 Curve Fit: Linear

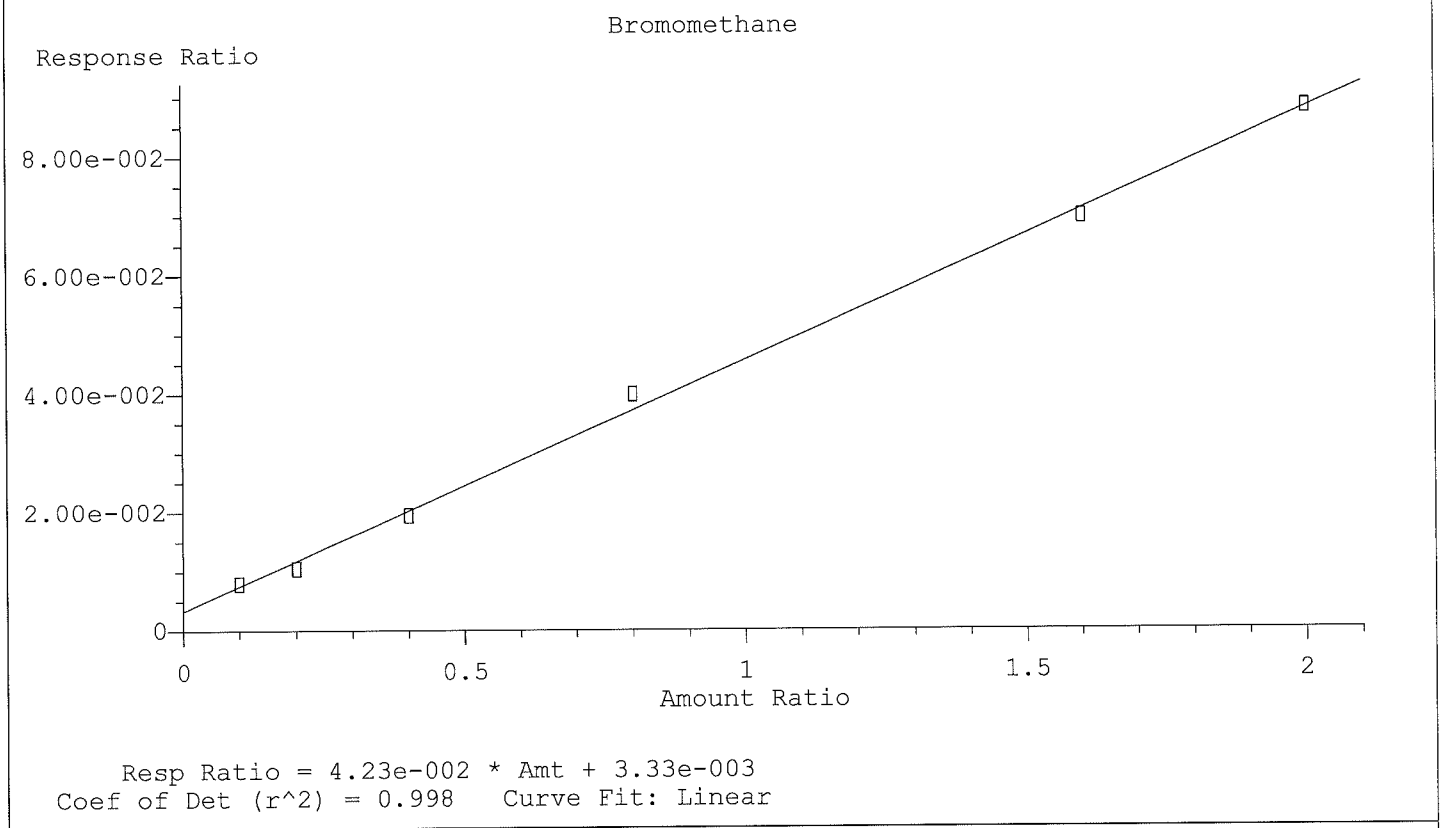

Resp Ratio = 4.23e-002 * Amt + 3.33e-003
Coef of Det (r^2) = 0.998 Curve Fit: Linear

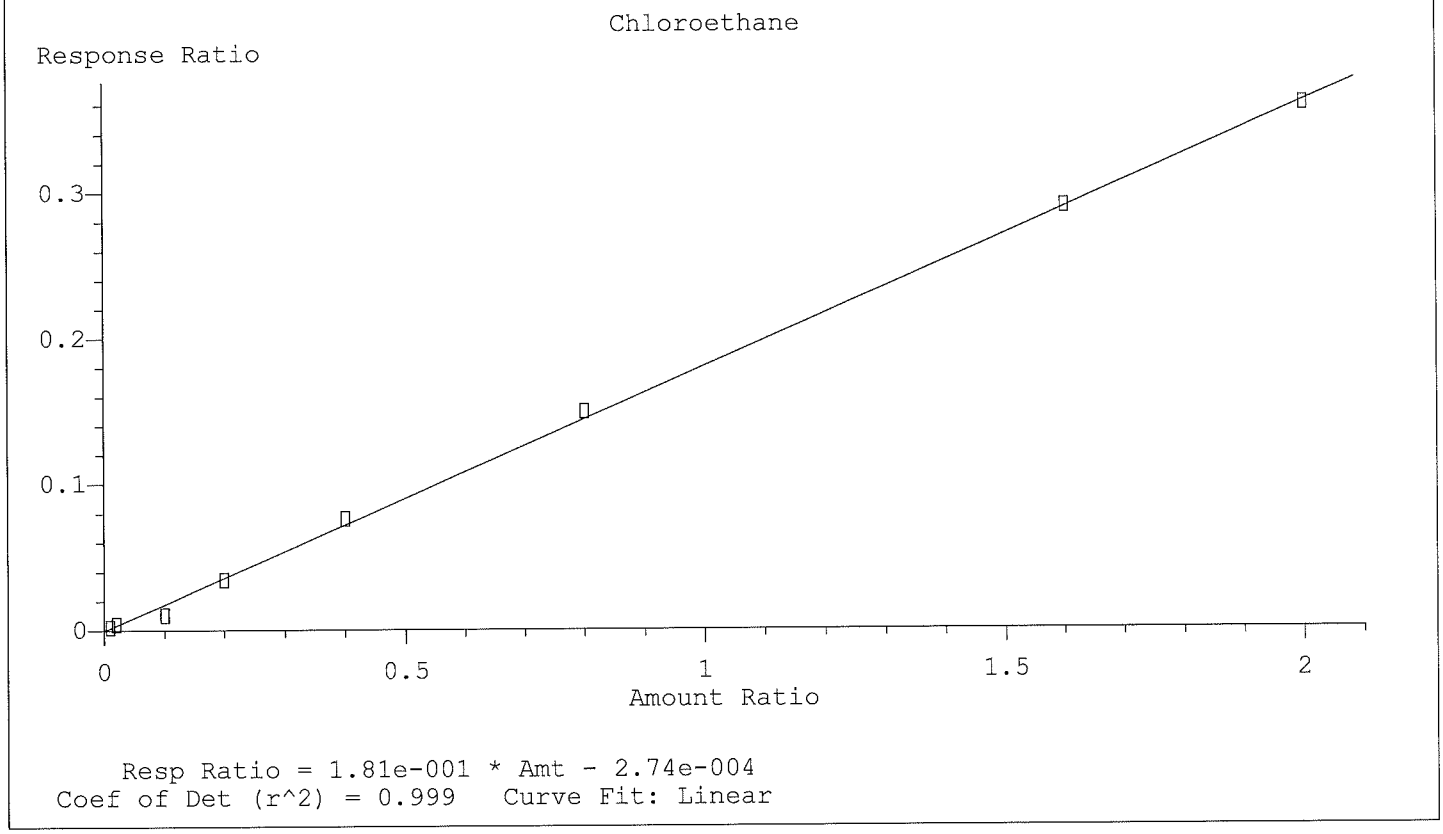

Resp Ratio = 1.81e-001 * Amt - 2.74e-004
Coef of Det (r^2) = 0.999 Curve Fit: Linear

Trichlorofluoromethane

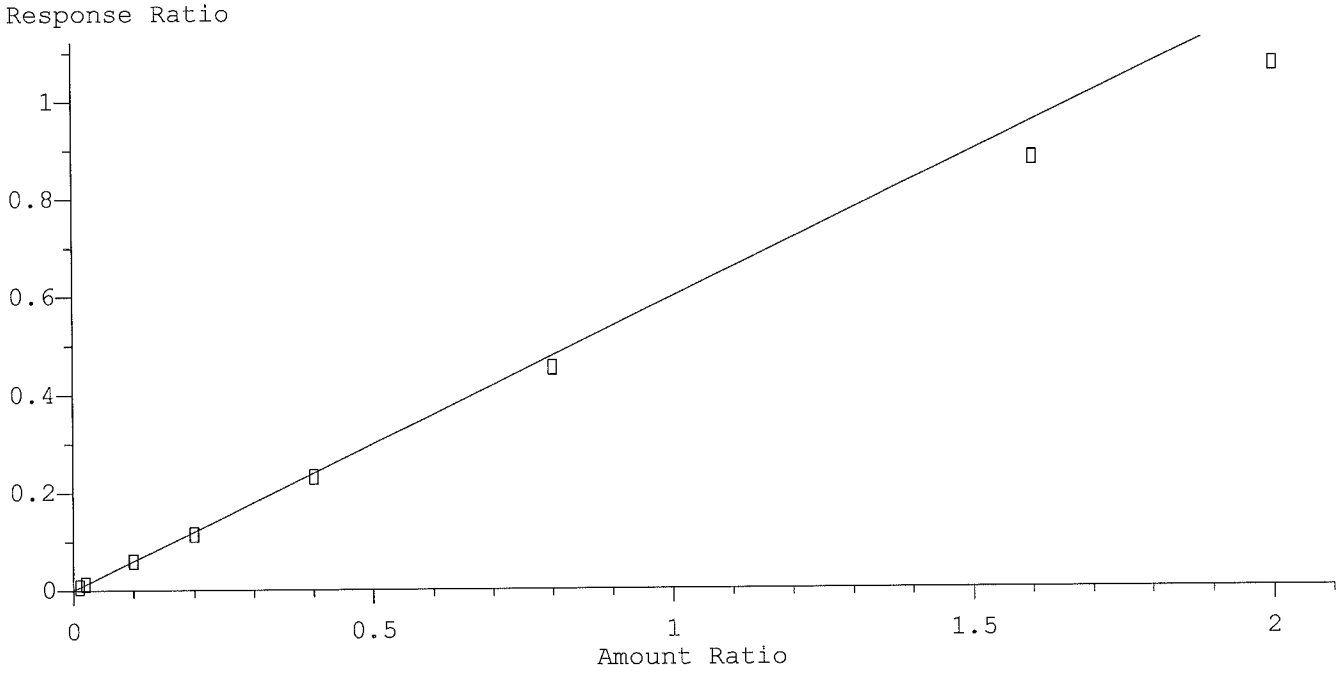

Resp Ratio = 5.96e-001 * Amt
RF Rel Std Dev = 10.5% Curve Fit: Avg RF

Acrolein

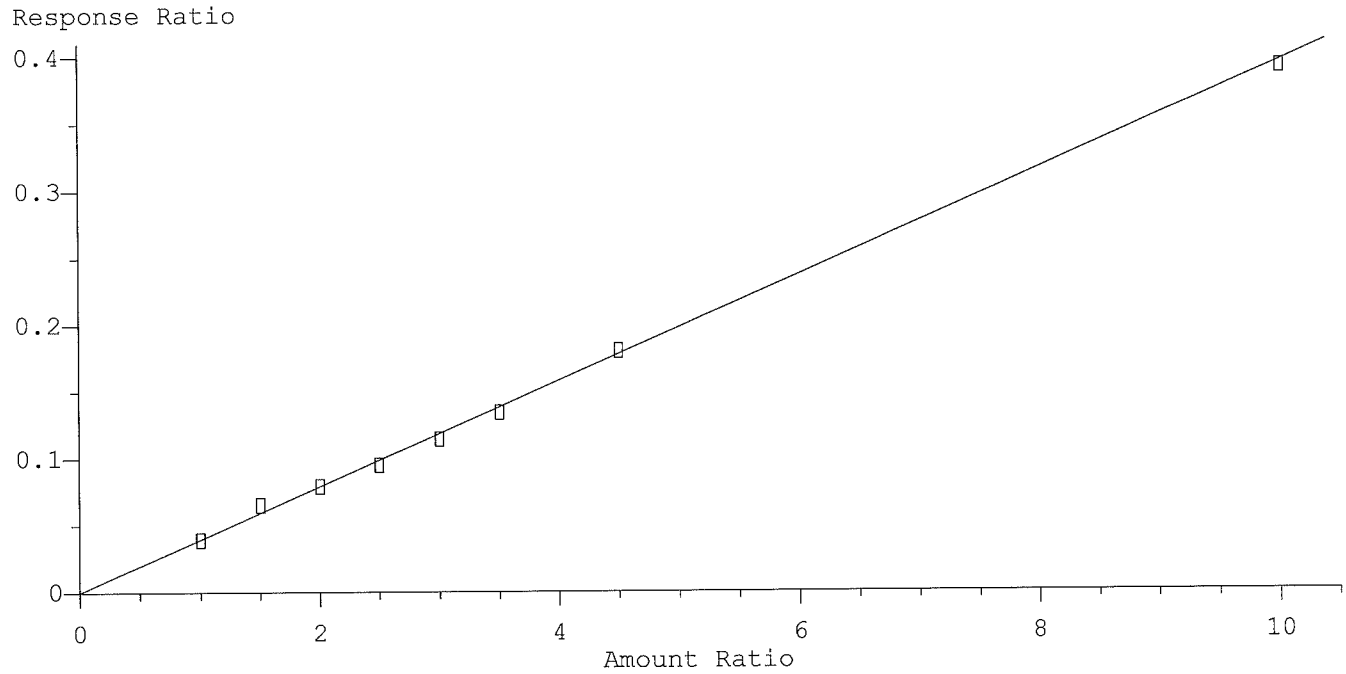

Resp Ratio = 3.95e-002 * Amt
RF Rel Std Dev = 4.5% Curve Fit: Avg RF

Trichlorotrifluoroethane

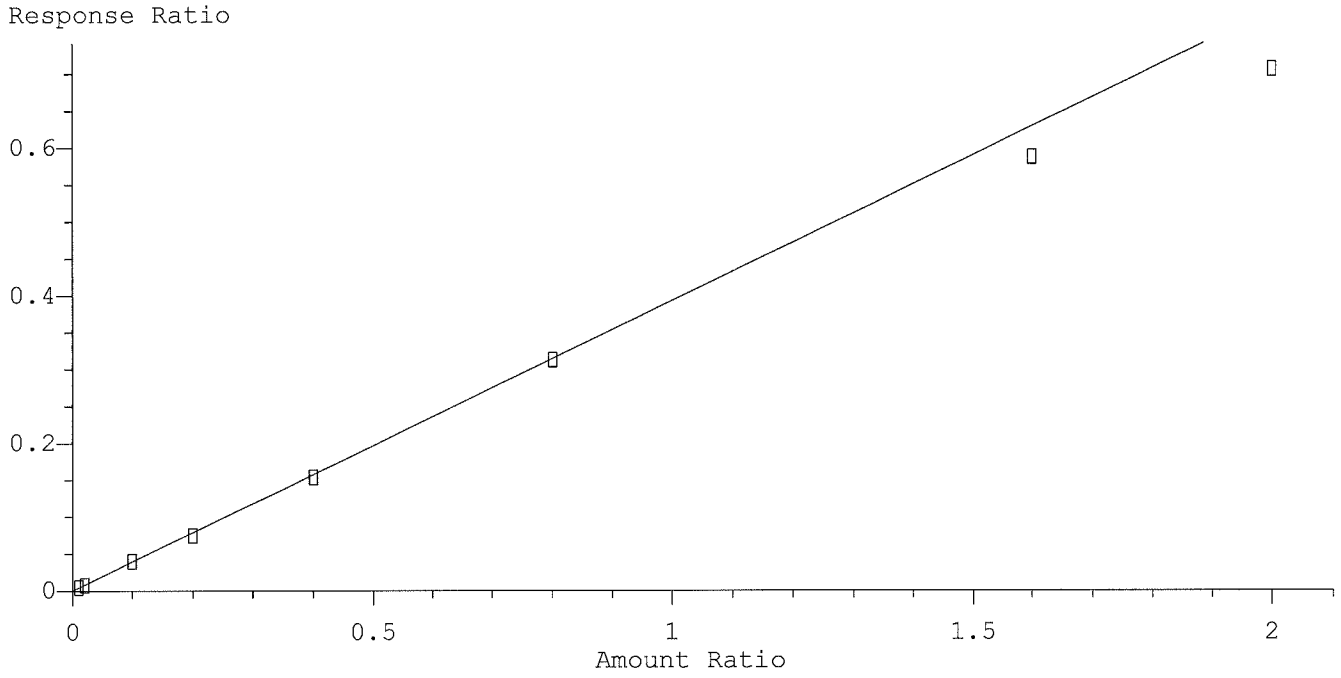

Resp Ratio = 3.93e-001 * Amt
RF Rel Std Dev = 10.6% Curve Fit: Avg RF

1,1-Dichloroethene

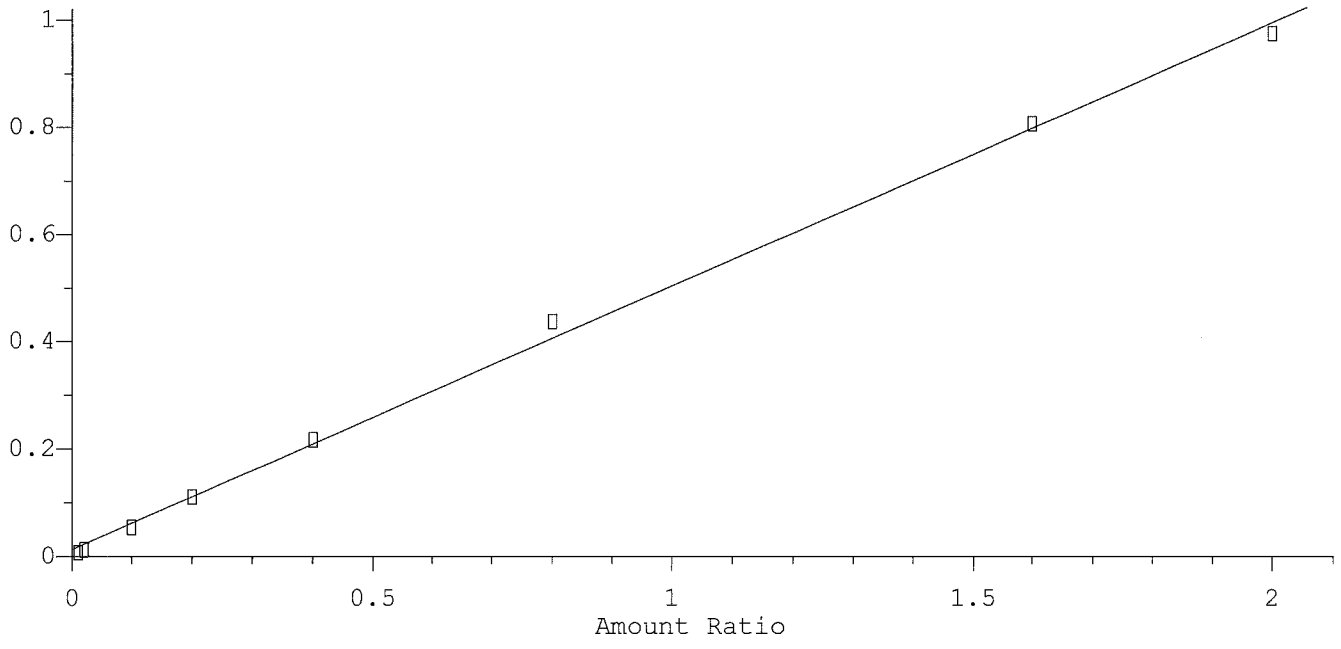

Resp Ratio = 4.90e-001 * Amt + 1.31e-002
Coef of Det (r^2) = 0.998 Curve Fit: Linear

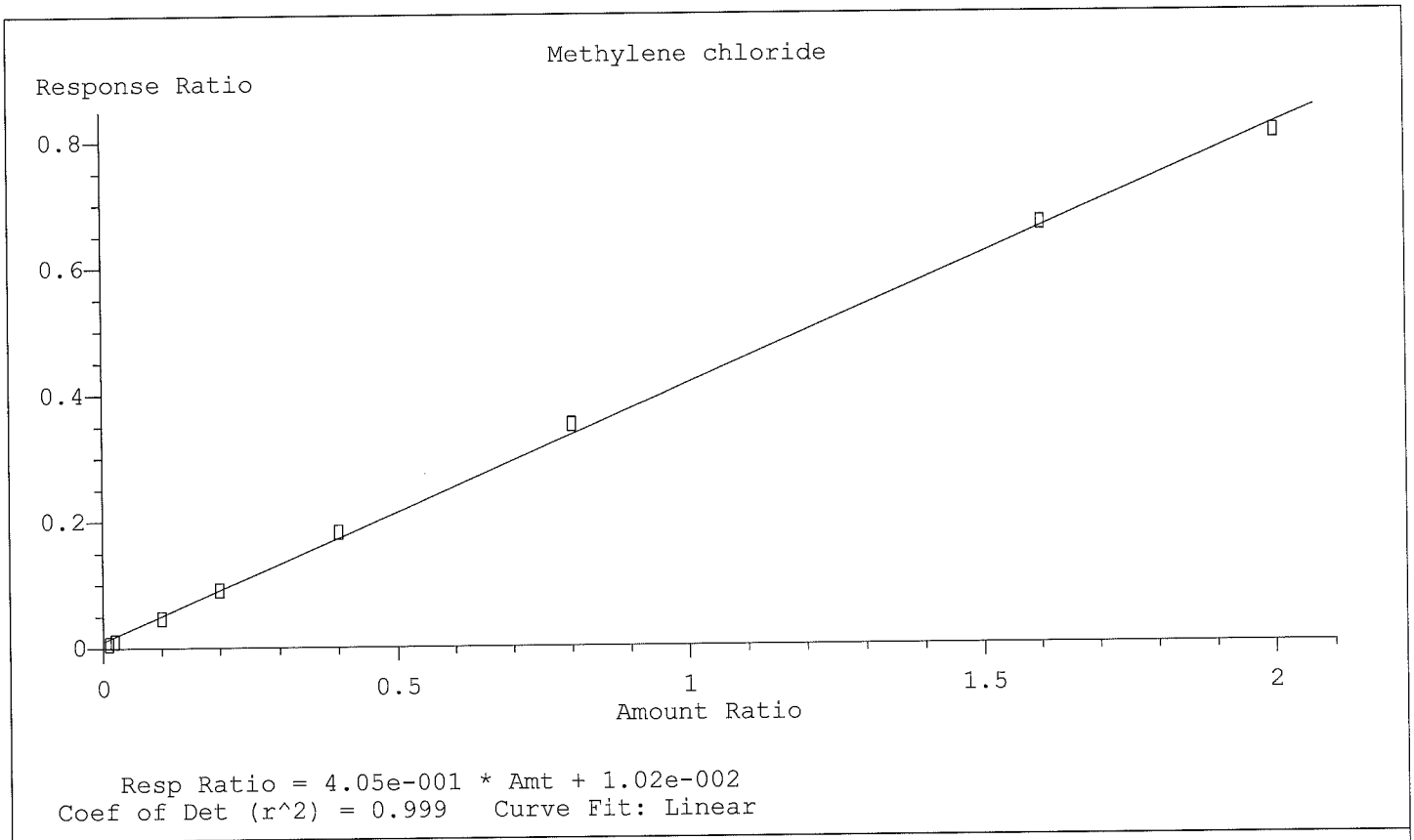

Resp Ratio = 4.05e-001 * Amt + 1.02e-002
Coef of Det (r^2) = 0.999 Curve Fit: Linear

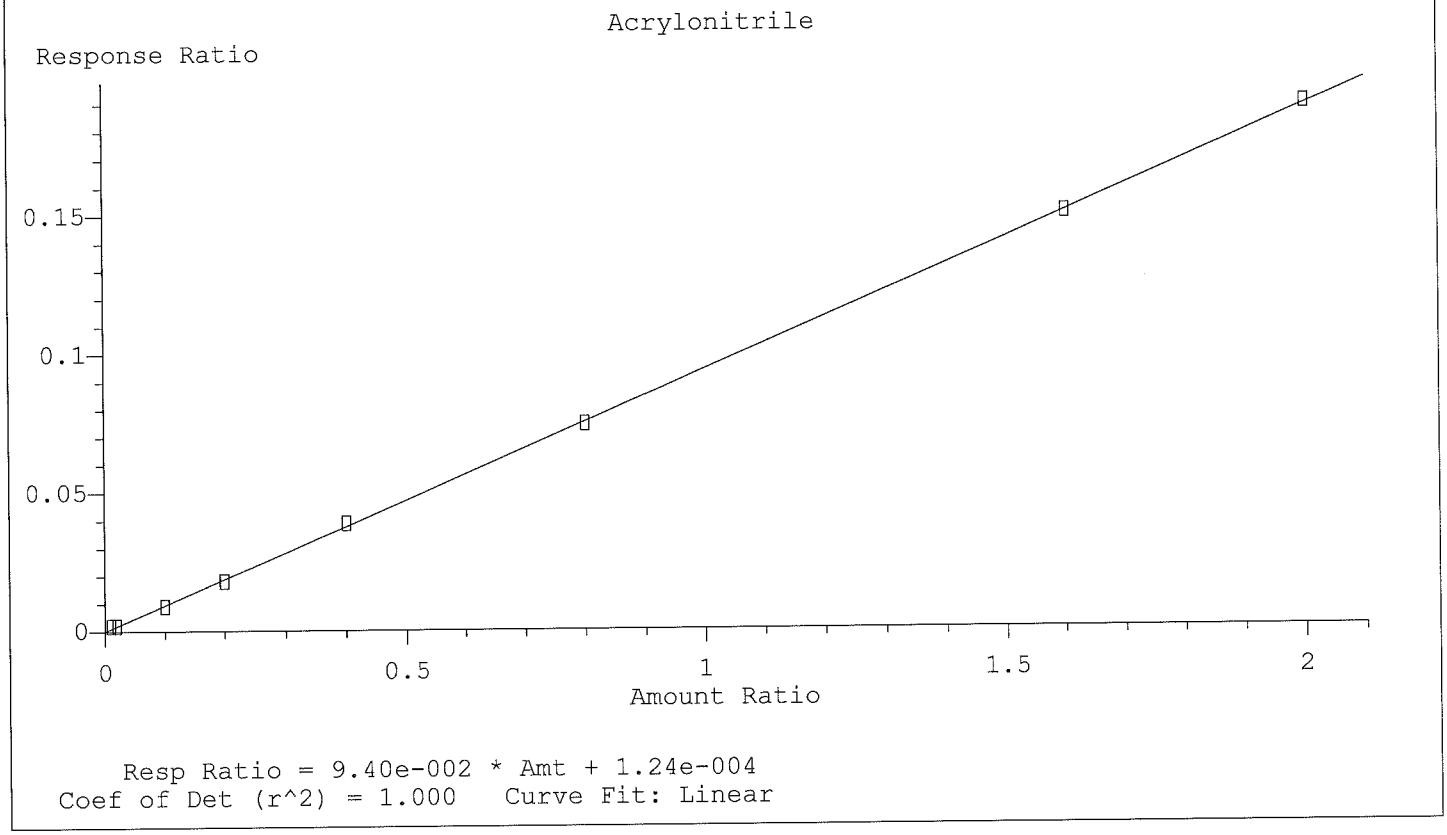

Resp Ratio = 9.40e-002 * Amt + 1.24e-004
Coef of Det (r^2) = 1.000 Curve Fit: Linear

trans-1,2-Dichloroethene

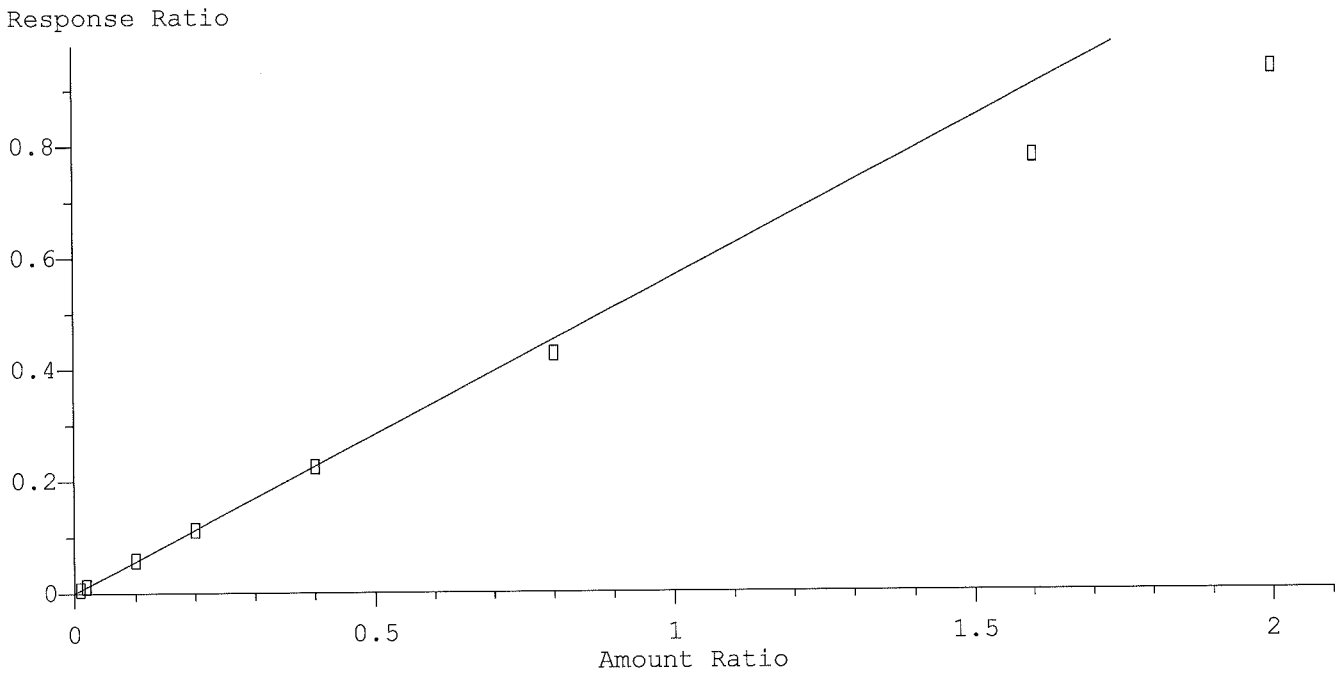

Resp Ratio = 5.65e-001 * Amt
RF Rel Std Dev = 12.8% Curve Fit: Avg RF

n-Hexane

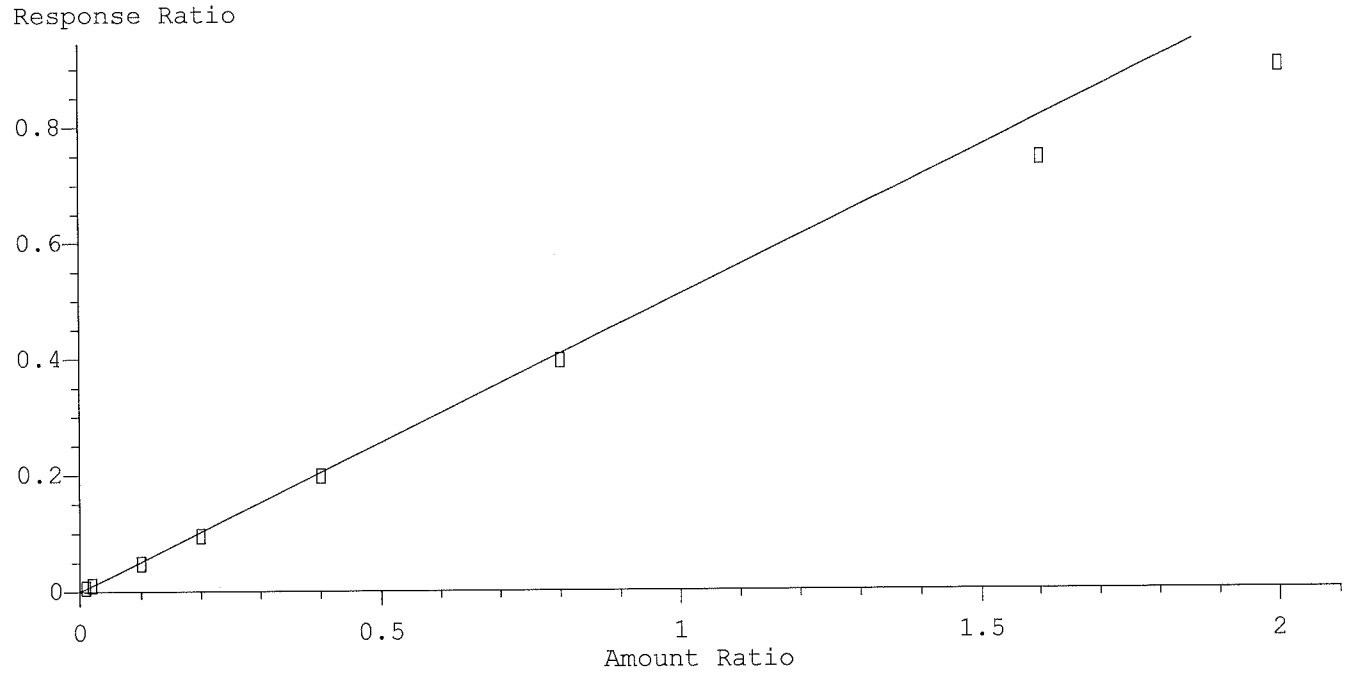

Resp Ratio = 5.09e-001 * Amt
RF Rel Std Dev = 13.1% Curve Fit: Avg RF

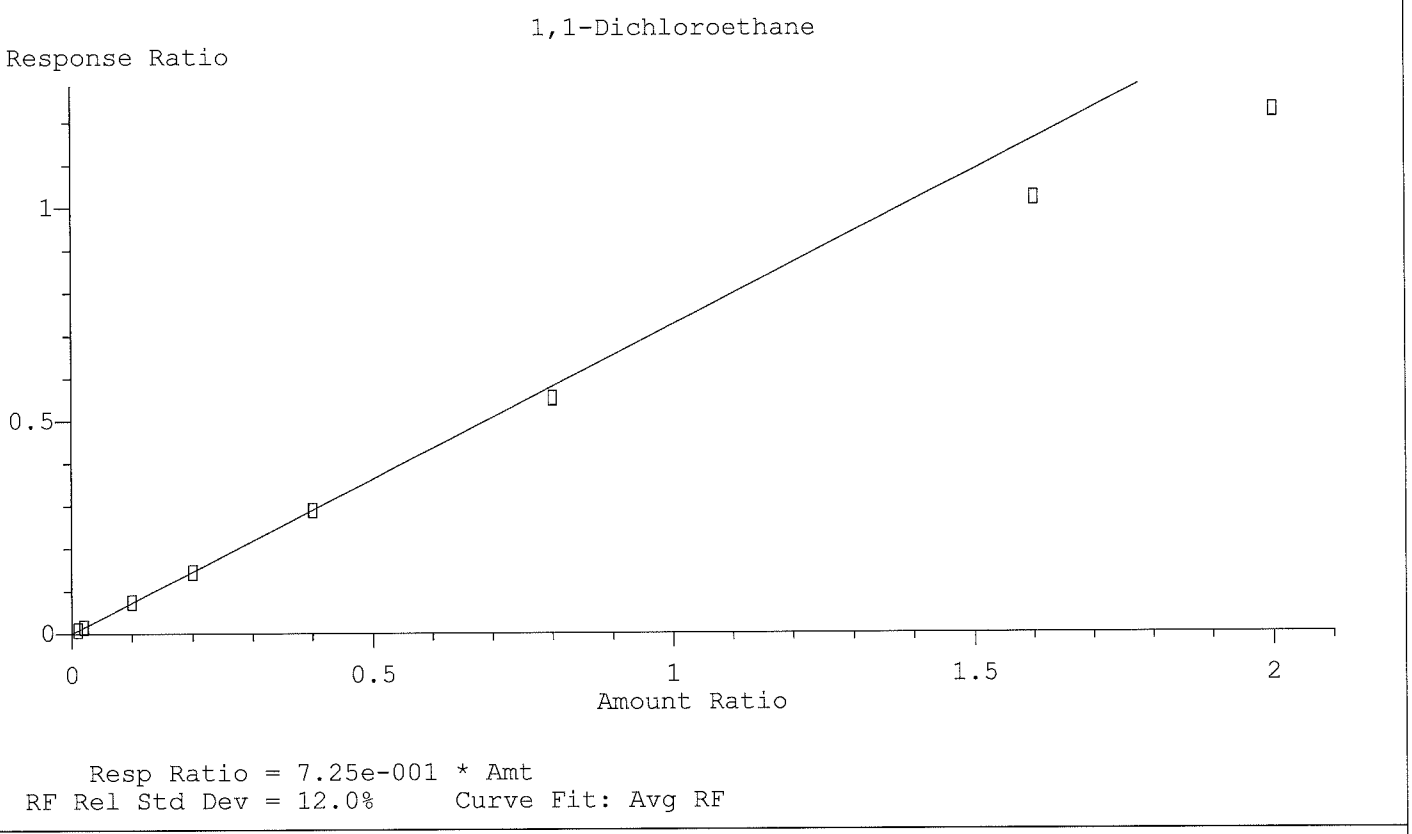

Resp Ratio = 7.25e-001 * Amt
RF Rel Std Dev = 12.0% Curve Fit: Avg RF

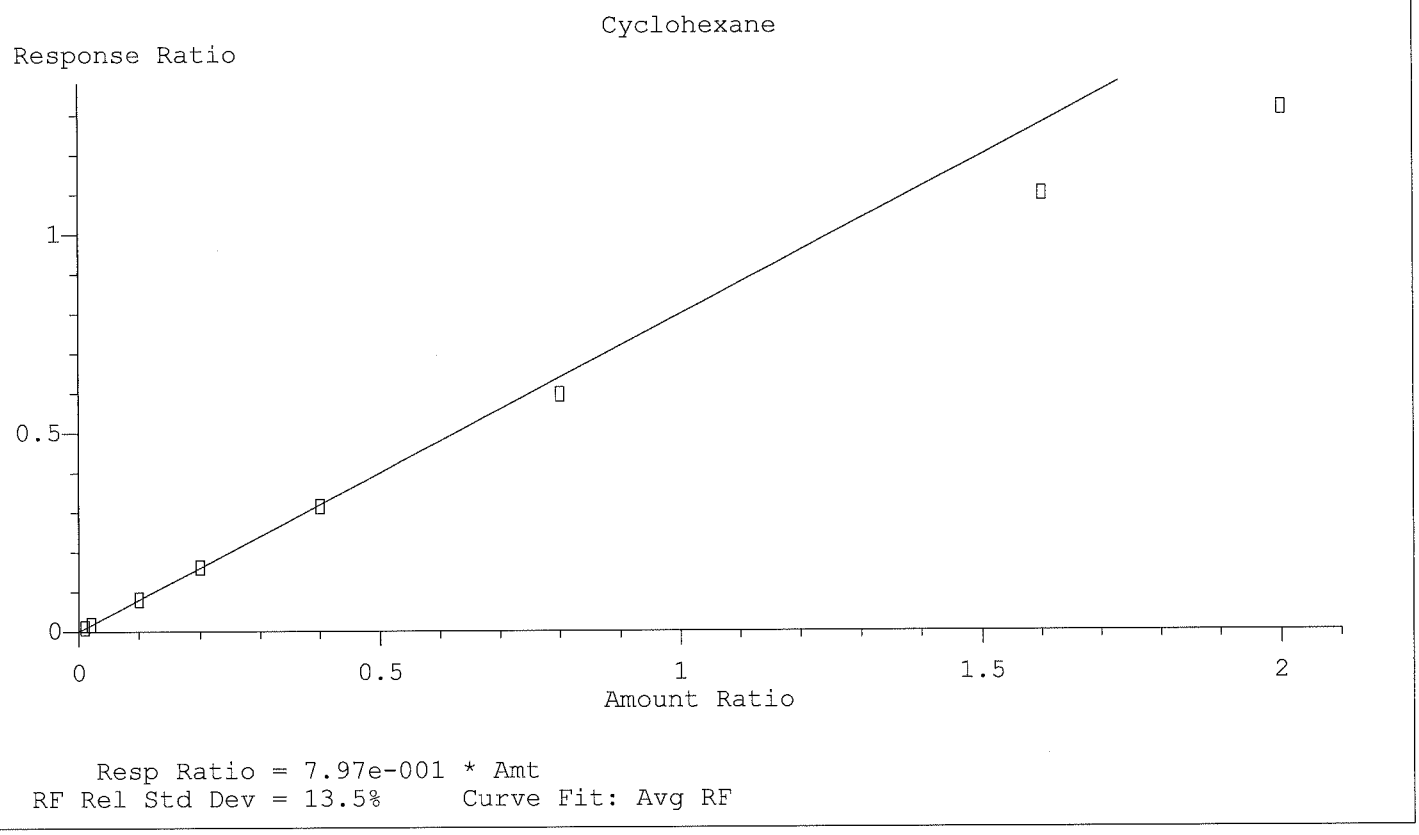

Resp Ratio = 7.97e-001 * Amt
RF Rel Std Dev = 13.5% Curve Fit: Avg RF

2,2-Dichloropropane

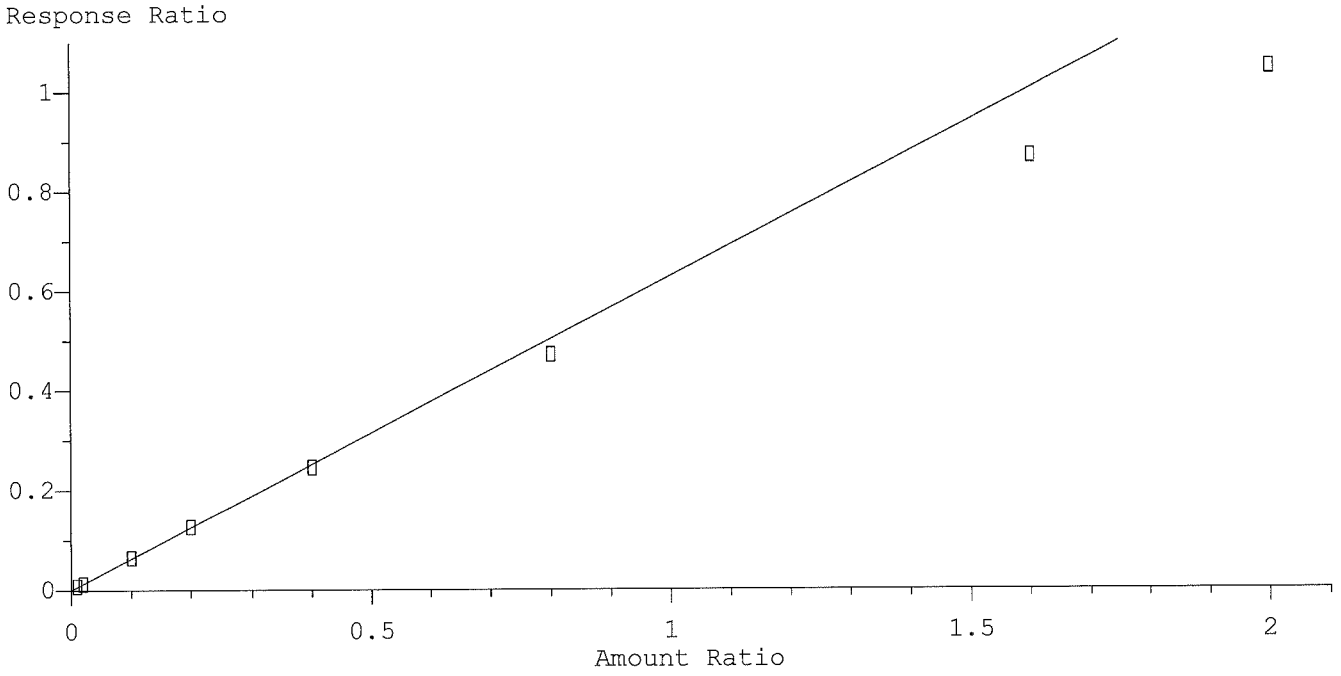

Resp Ratio = 6.29e-001 * Amt
RF Rel Std Dev = 14.5% Curve Fit: Avg RF

cis-1,2-Dichloroethene

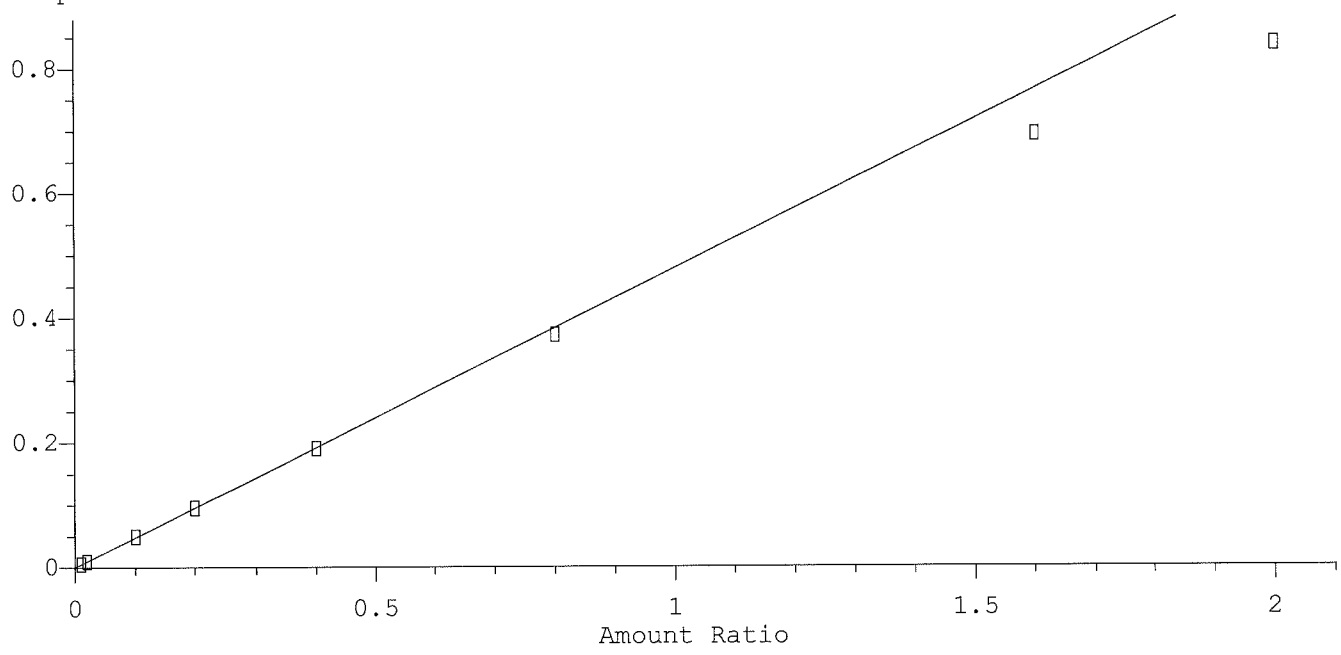

Resp Ratio = 4.79e-001 * Amt
RF Rel Std Dev = 9.9% Curve Fit: Avg RF

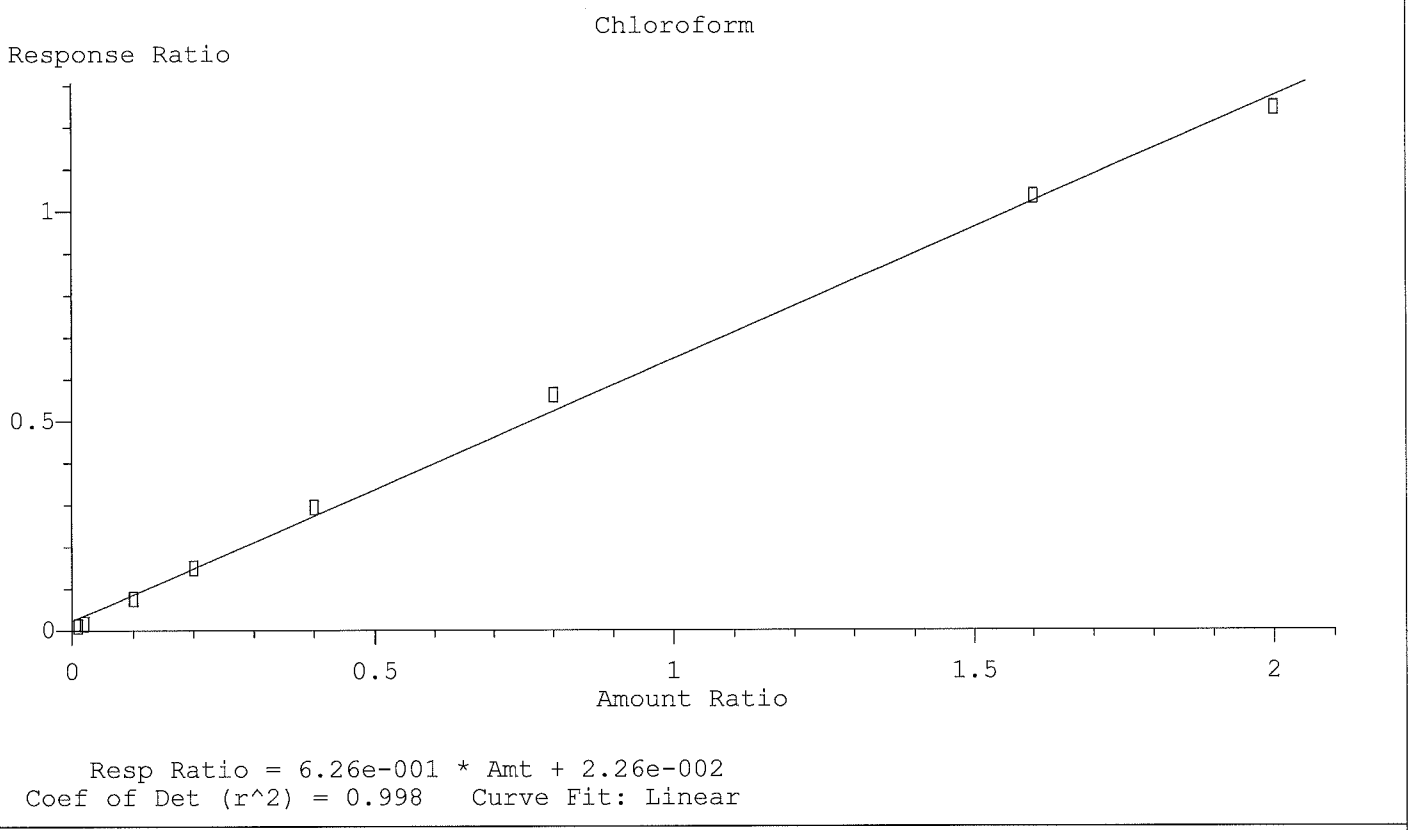

Resp Ratio = 6.26e-001 * Amt + 2.26e-002
Coef of Det (r^2) = 0.998 Curve Fit: Linear

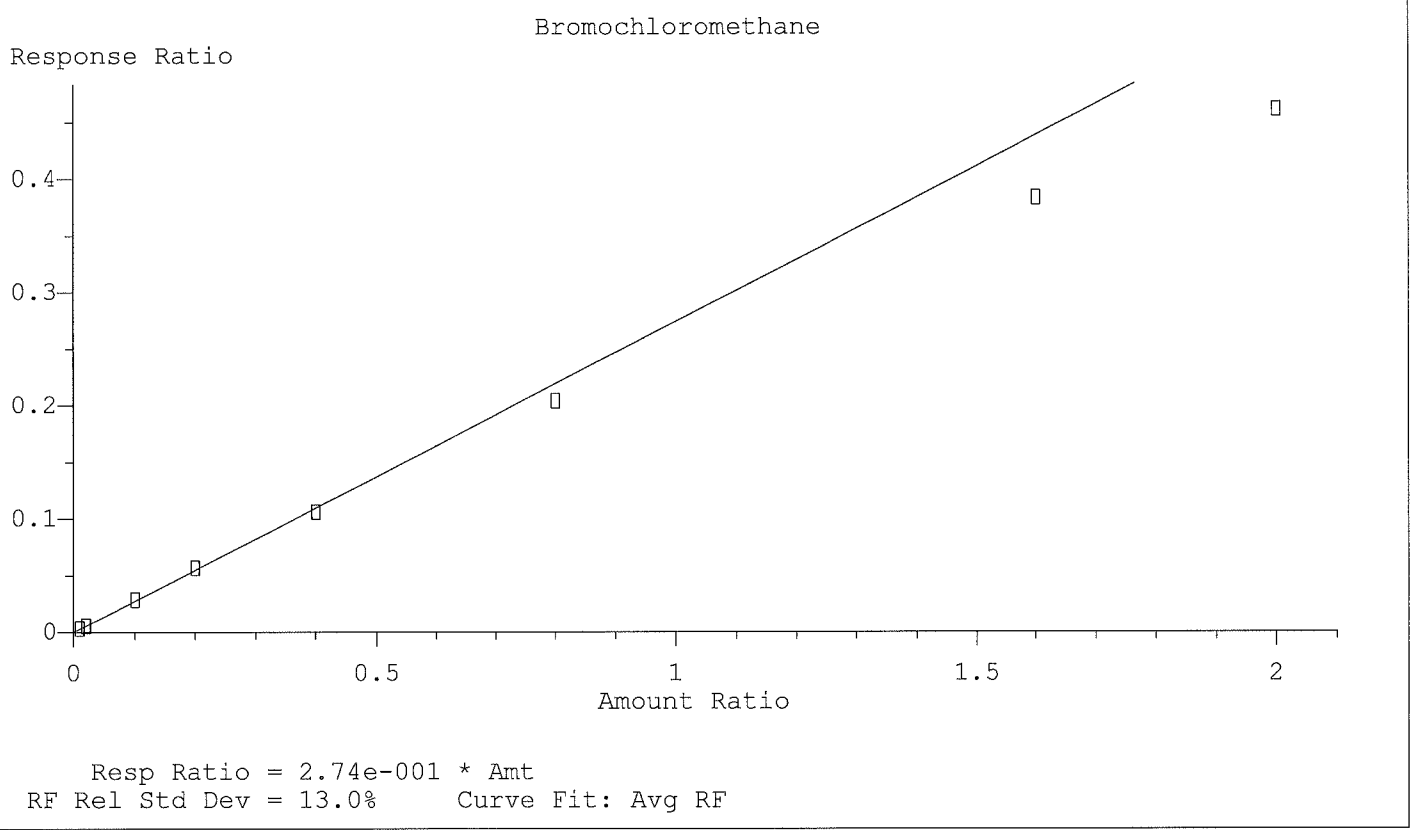

Resp Ratio = 2.74e-001 * Amt
RF Rel Std Dev = 13.0% Curve Fit: Avg RF

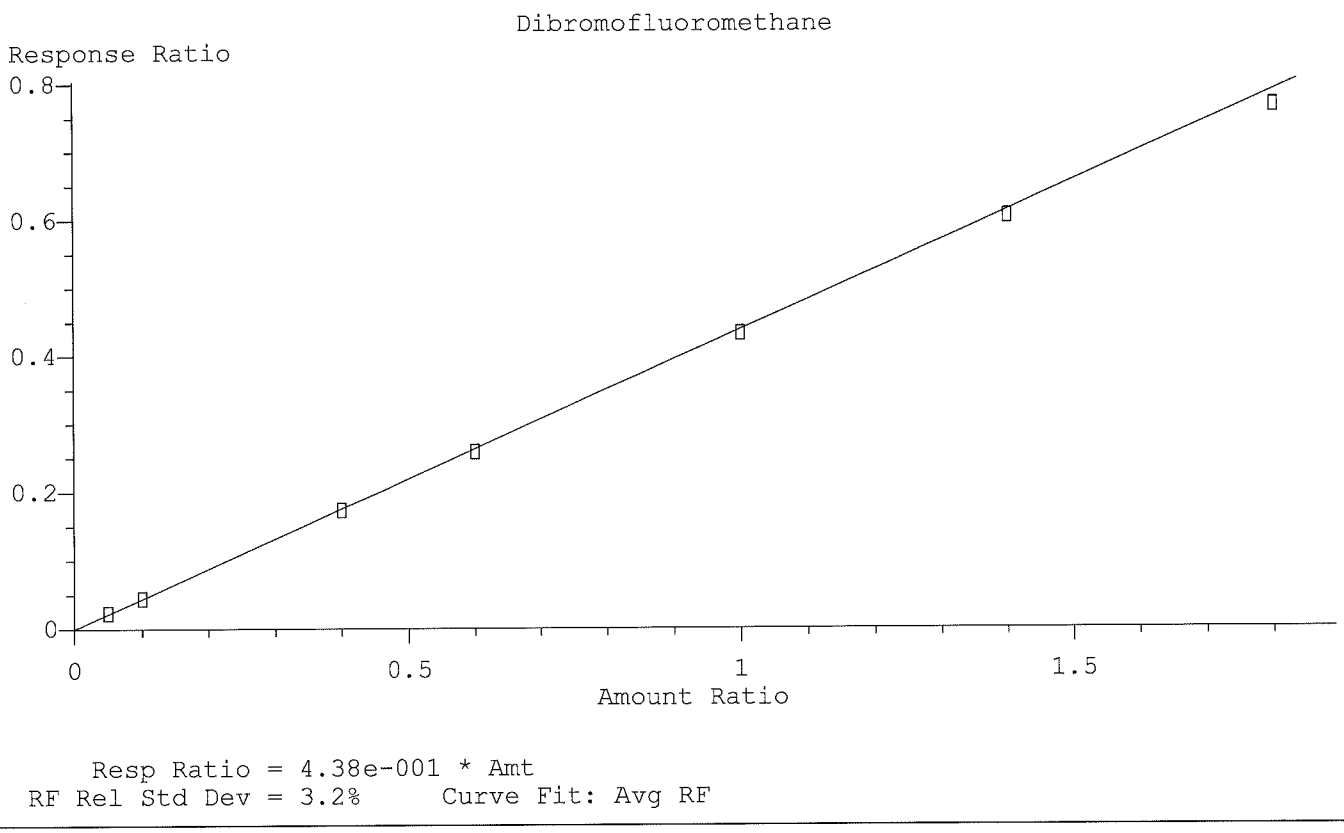

Resp Ratio = 4.38e-001 * Amt
RF Rel Std Dev = 3.2% Curve Fit: Avg RF

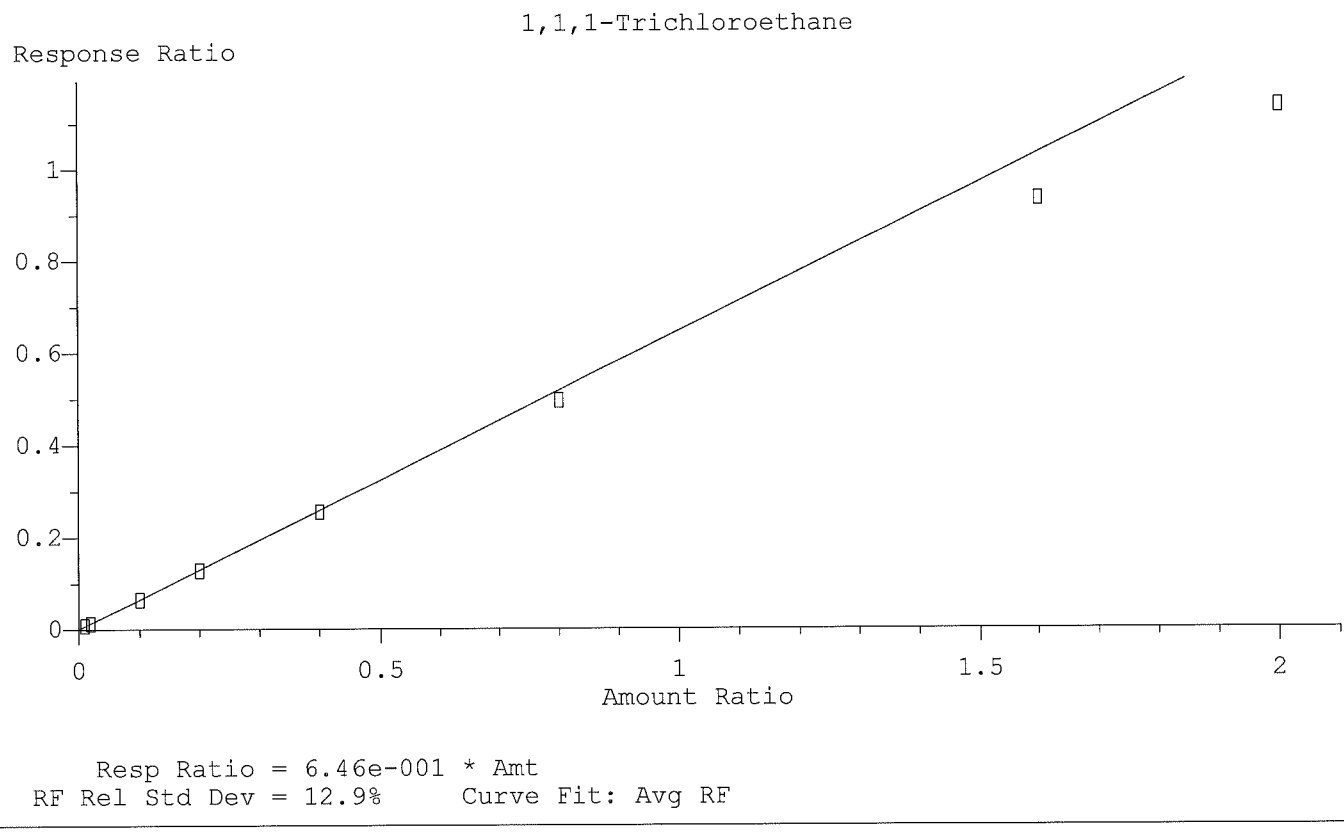

Resp Ratio = 6.46e-001 * Amt
RF Rel Std Dev = 12.9% Curve Fit: Avg RF

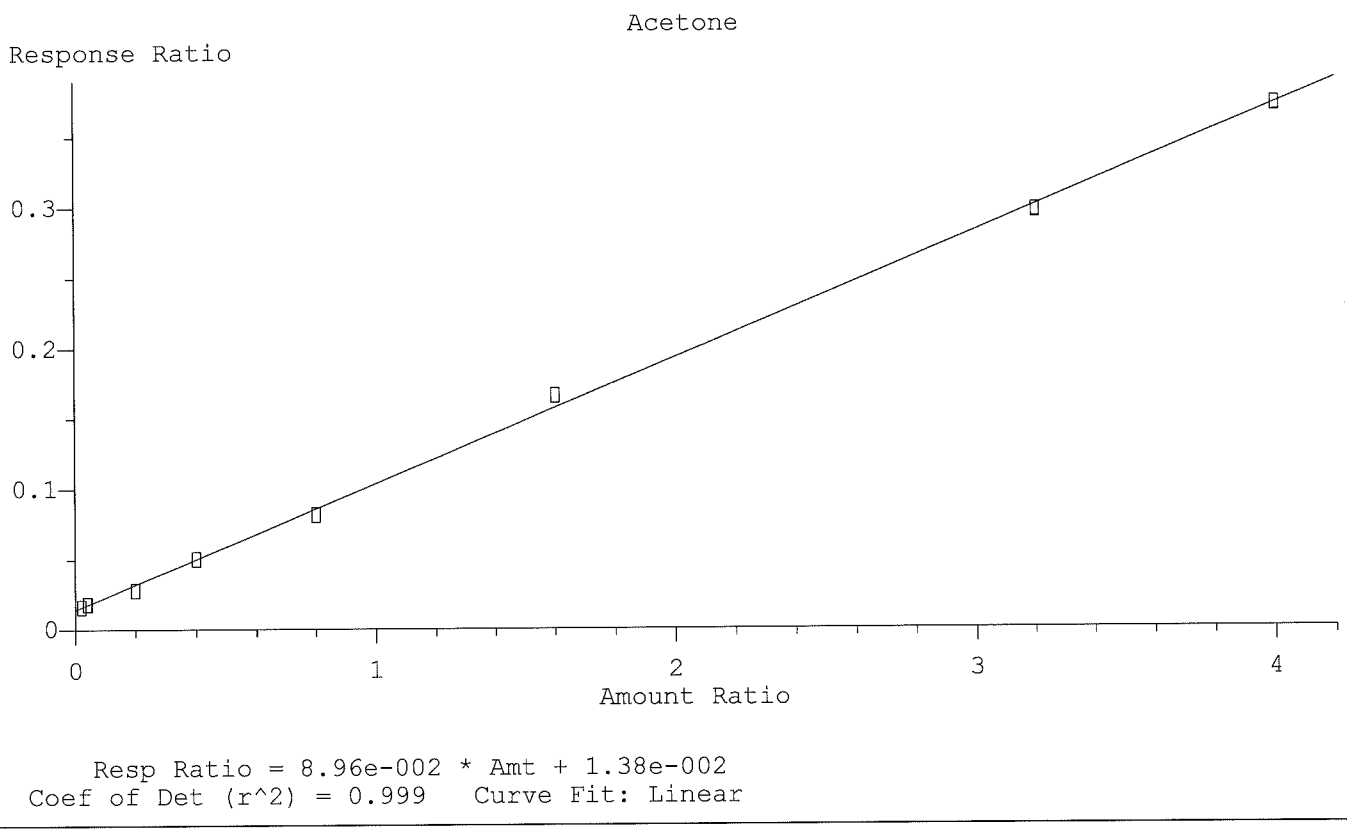

Resp Ratio = 8.96e-002 * Amt + 1.38e-002
Coef of Det (r^2) = 0.999 Curve Fit: Linear

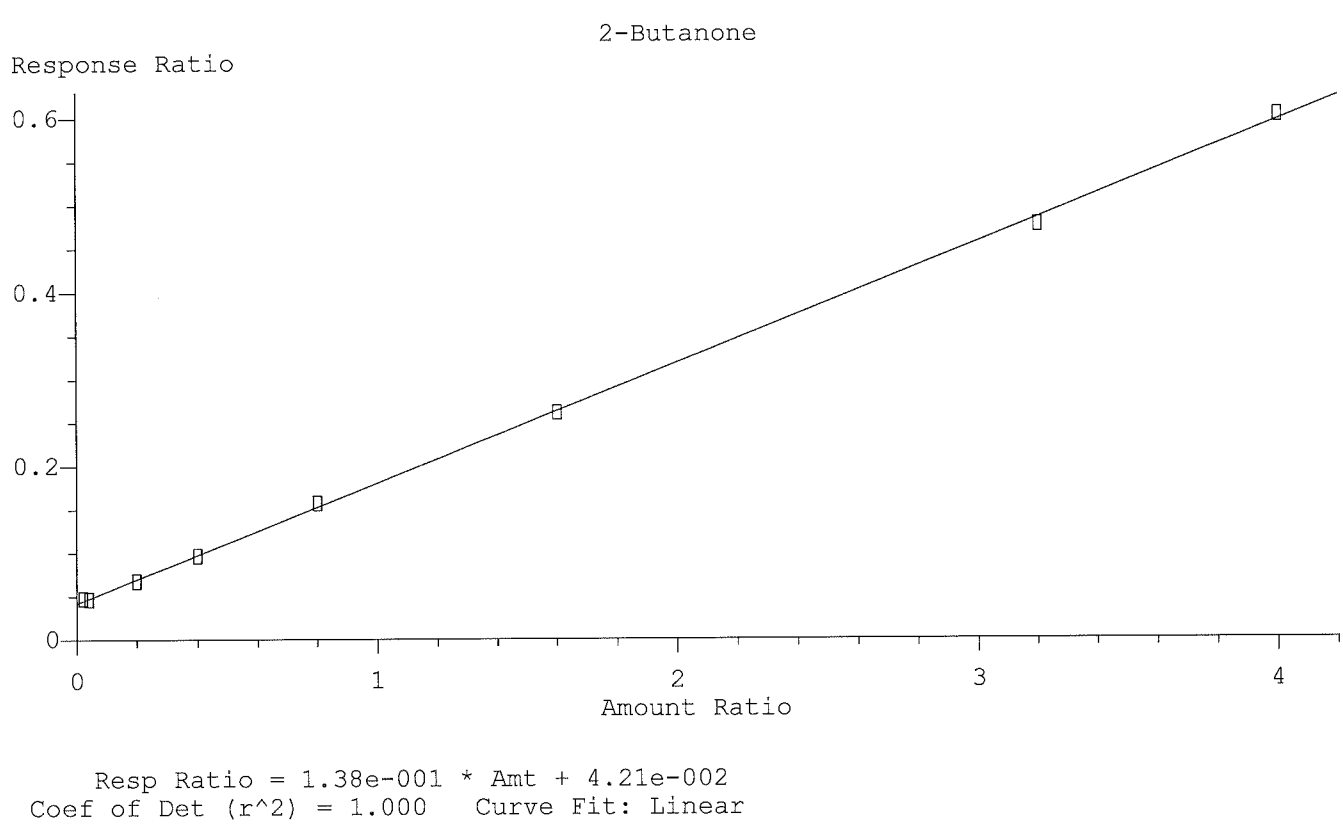

Resp Ratio = 1.38e-001 * Amt + 4.21e-002
Coef of Det (r^2) = 1.000 Curve Fit: Linear

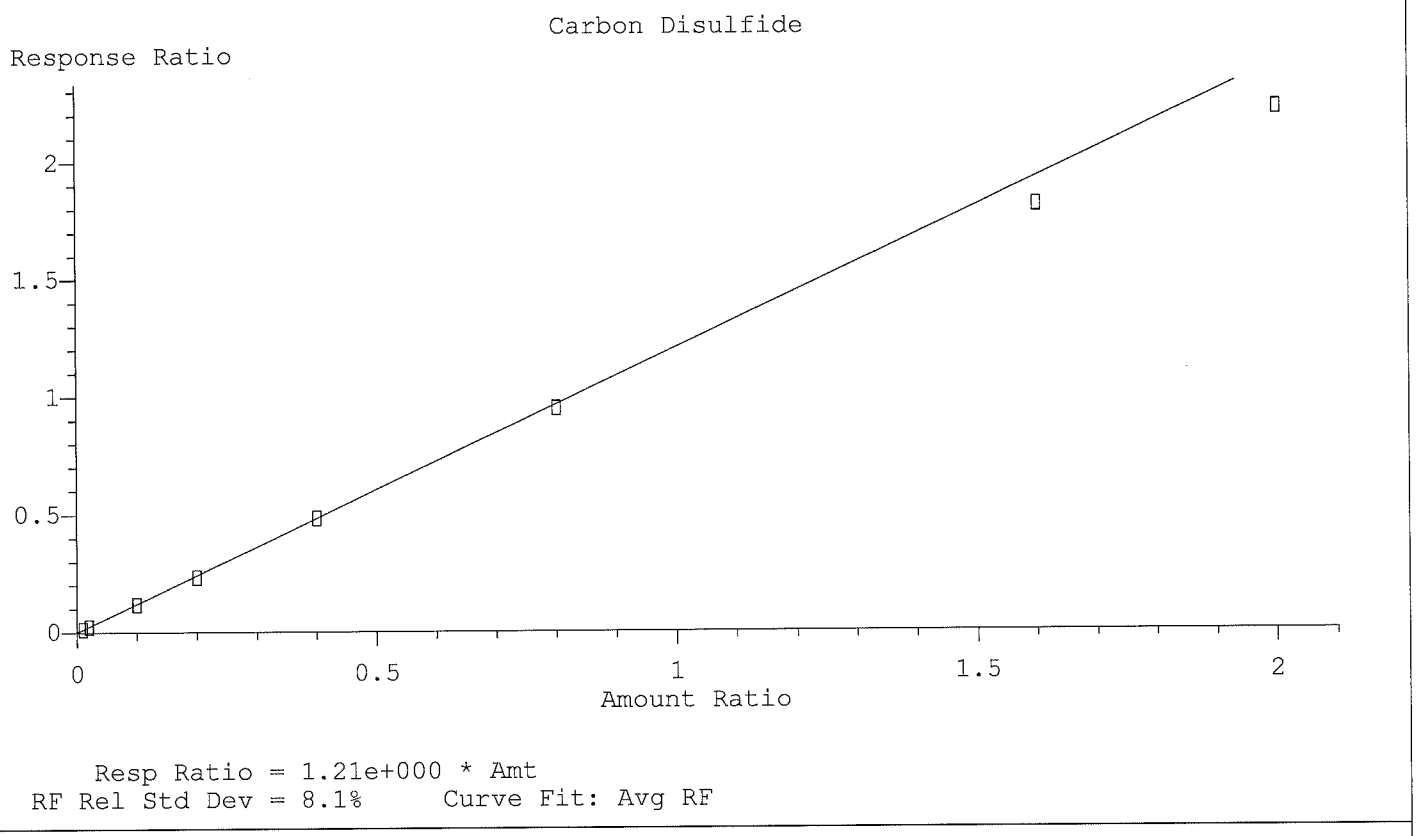

Resp Ratio = 1.21e+000 * Amt
RF Rel Std Dev = 8.1% Curve Fit: Avg RF

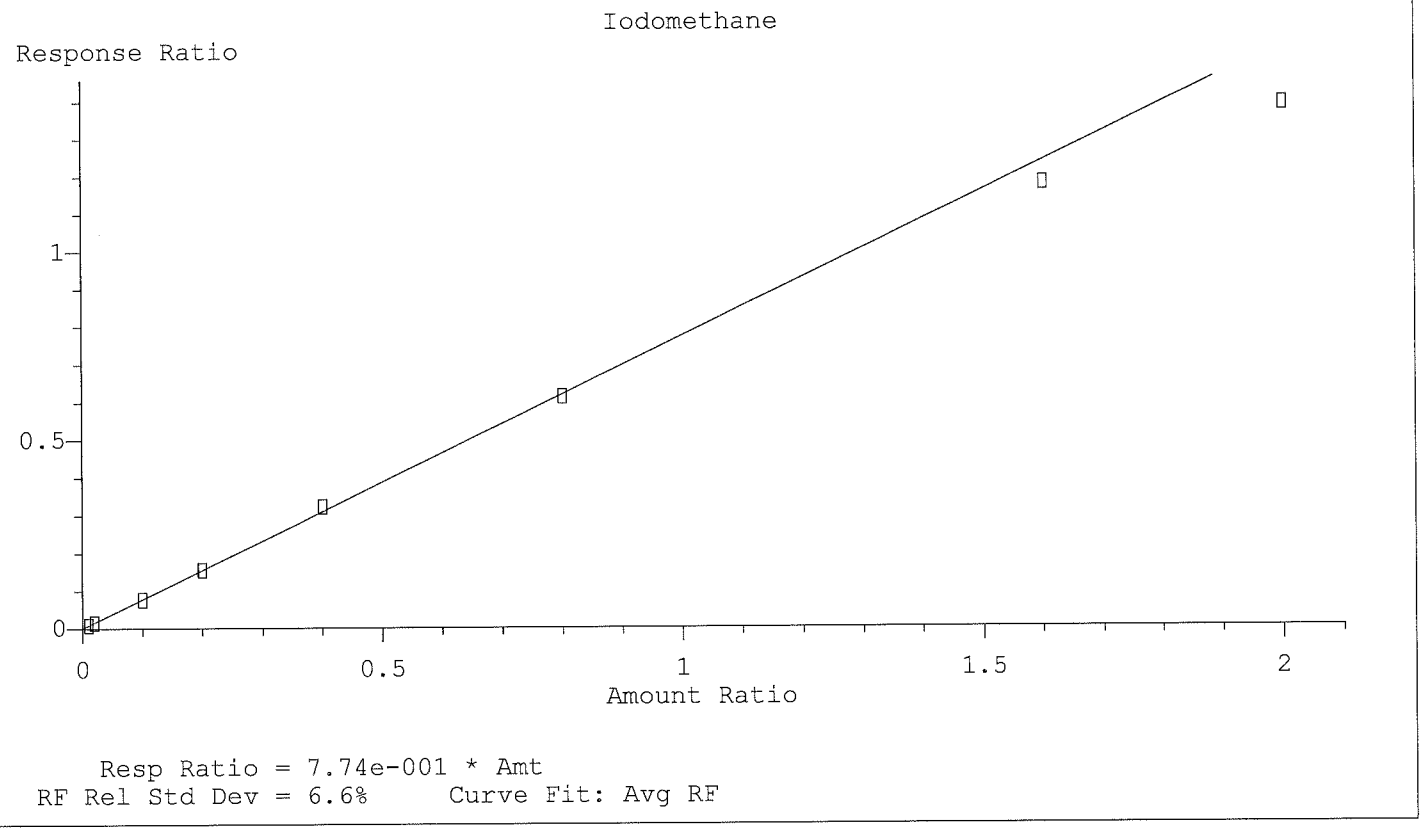

Resp Ratio = 7.74e-001 * Amt
RF Rel Std Dev = 6.6% Curve Fit: Avg RF

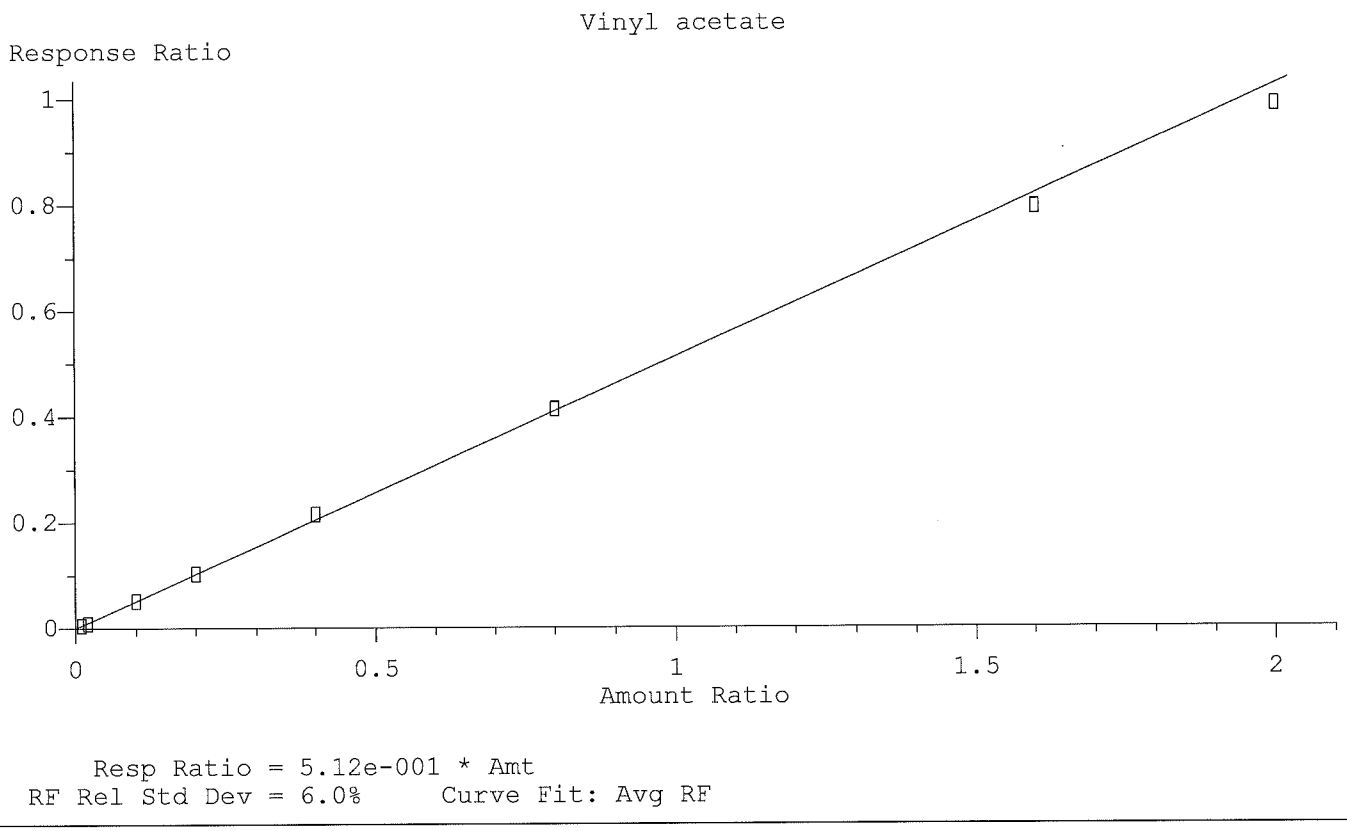

Resp Ratio = 5.12e-001 * Amt
RF Rel Std Dev = 6.0% Curve Fit: Avg RF

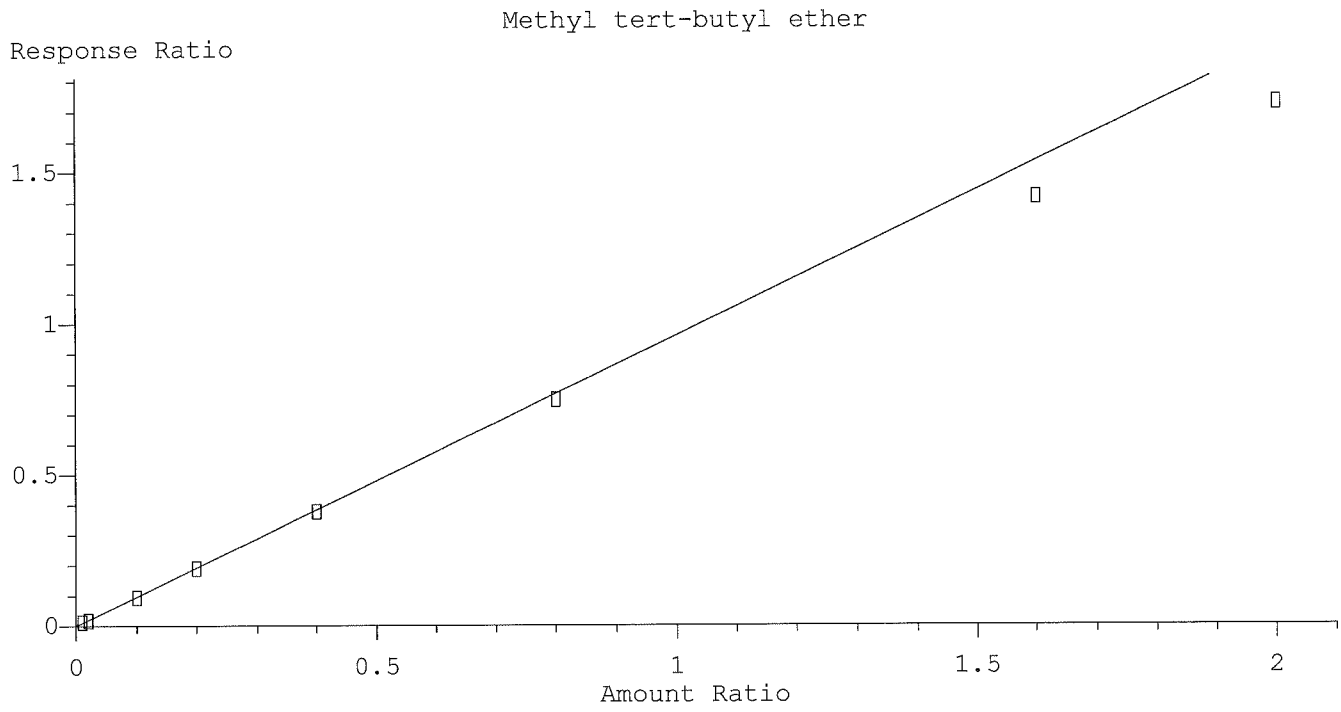

Resp Ratio = 9.59e-001 * Amt
RF Rel Std Dev = 12.0% Curve Fit: Avg RF

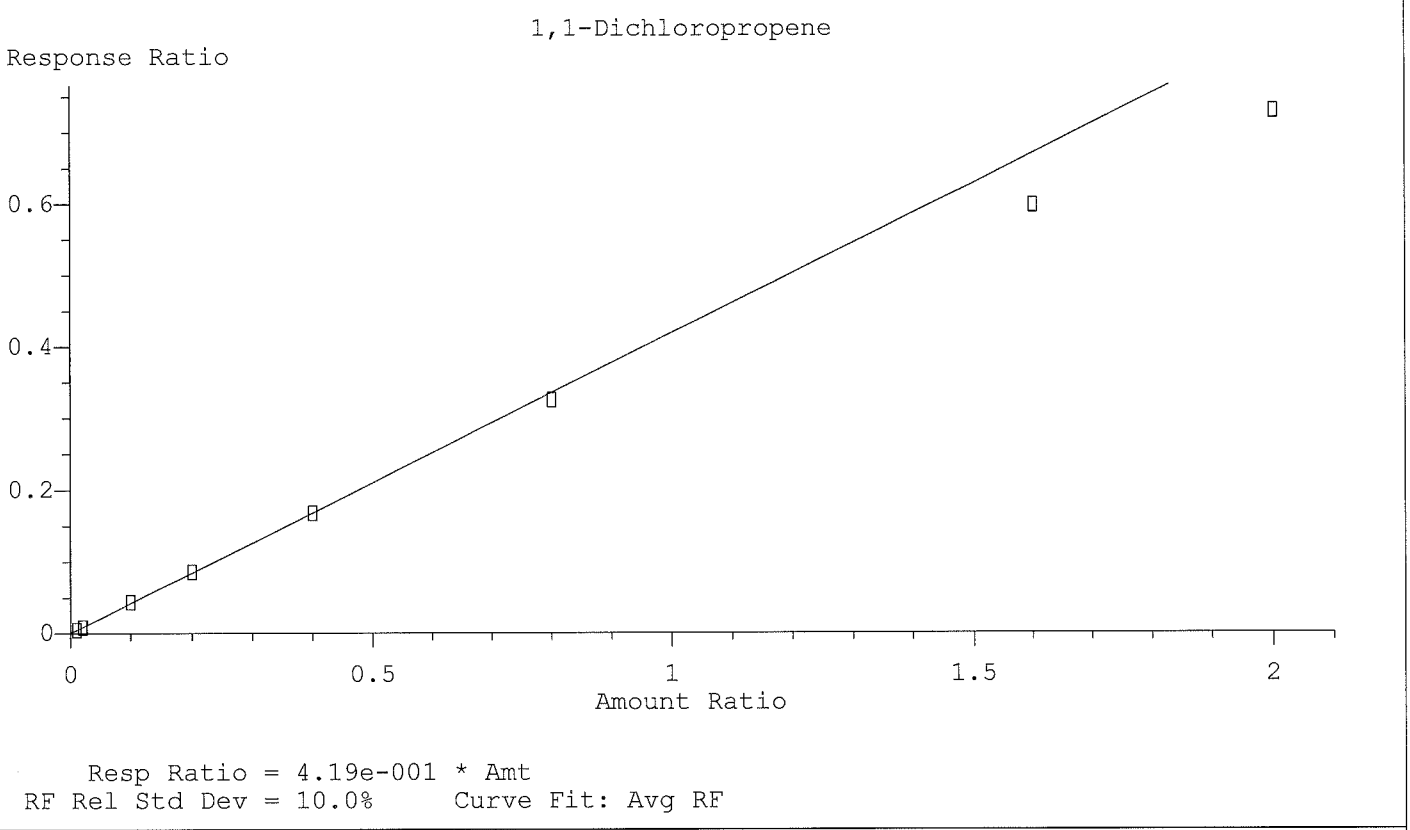

Resp Ratio = 4.19e-001 * Amt
RF Rel Std Dev = 10.0% Curve Fit: Avg RF

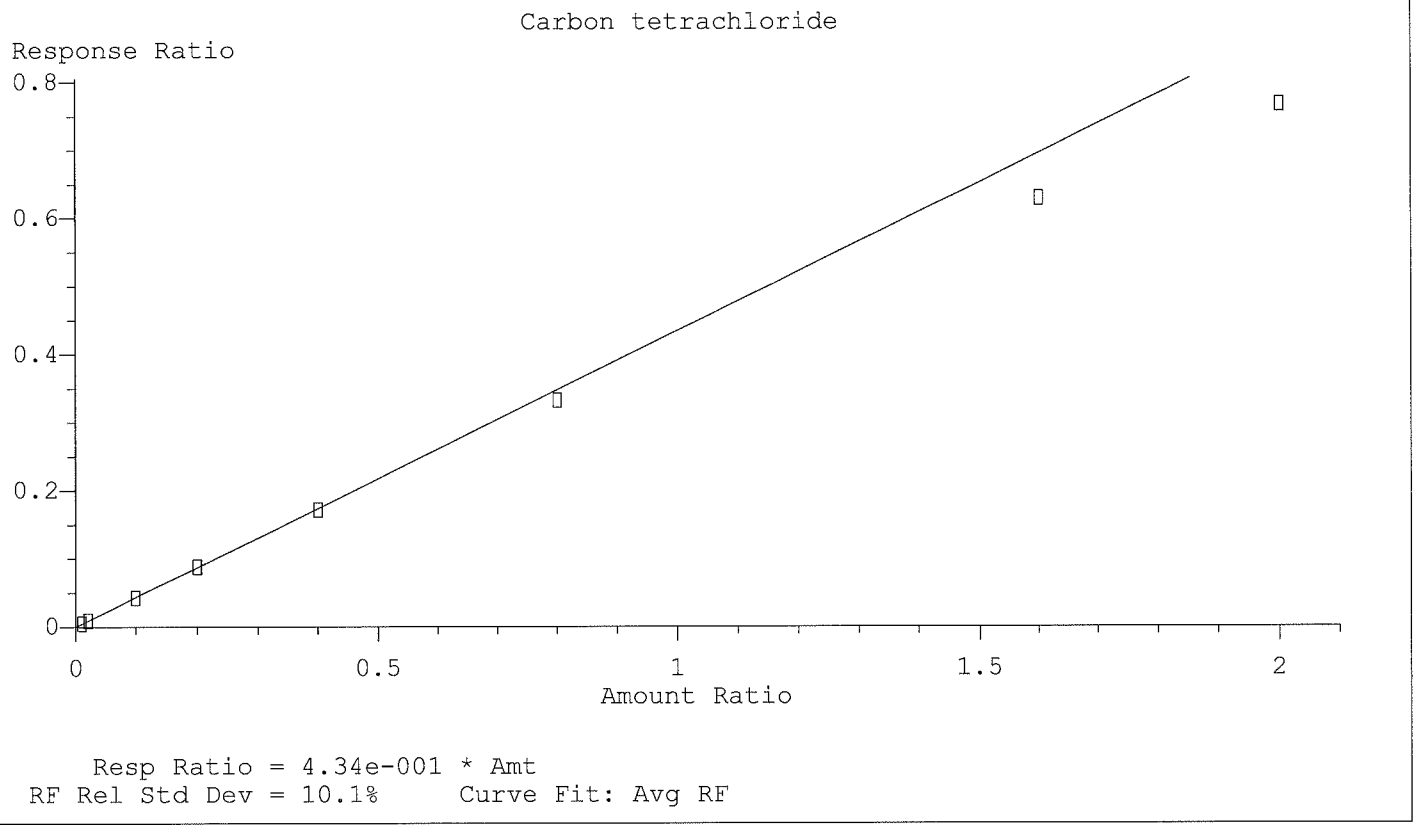

Resp Ratio = 4.34e-001 * Amt
RF Rel Std Dev = 10.1% Curve Fit: Avg RF

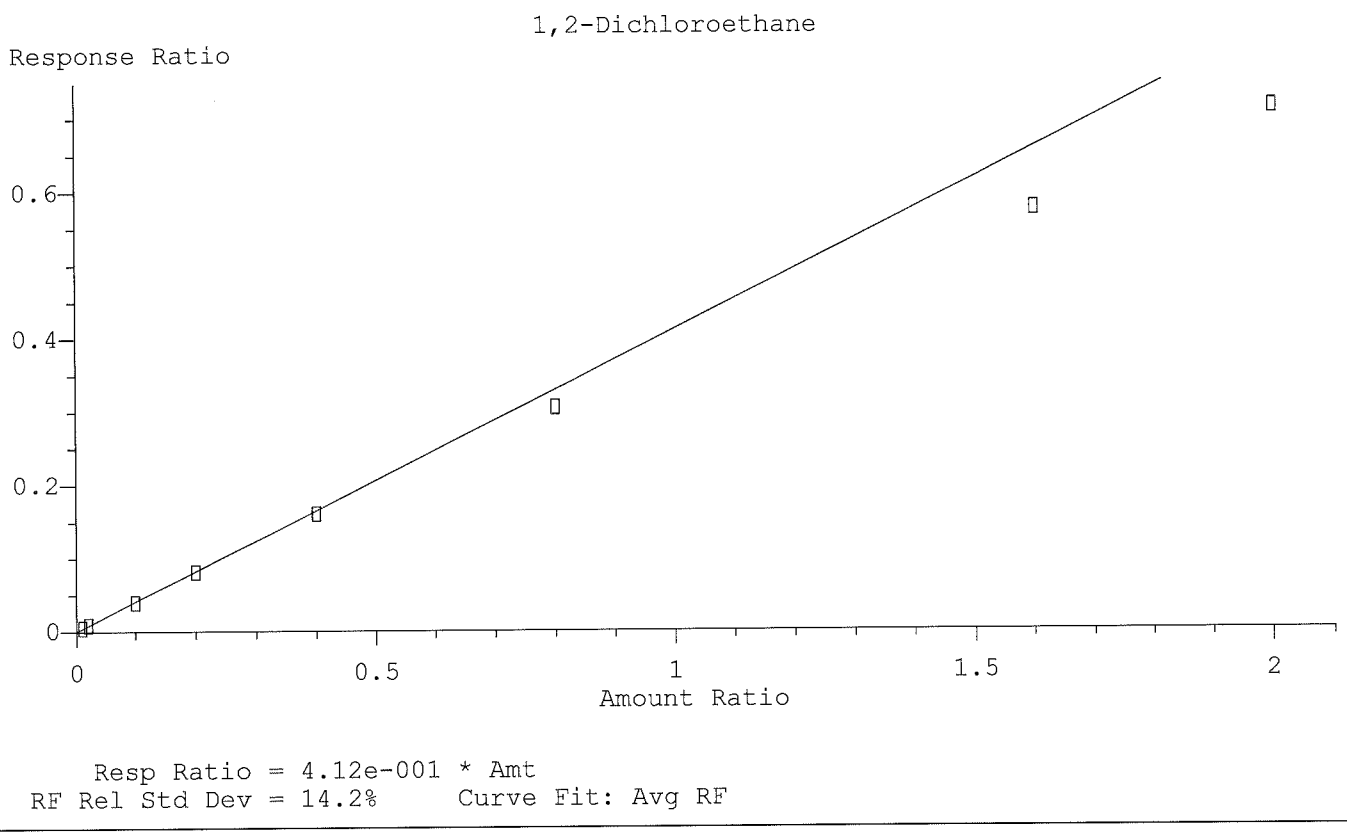

Resp Ratio = 4.12e-001 * Amt
RF Rel Std Dev = 14.2% Curve Fit: Avg RF

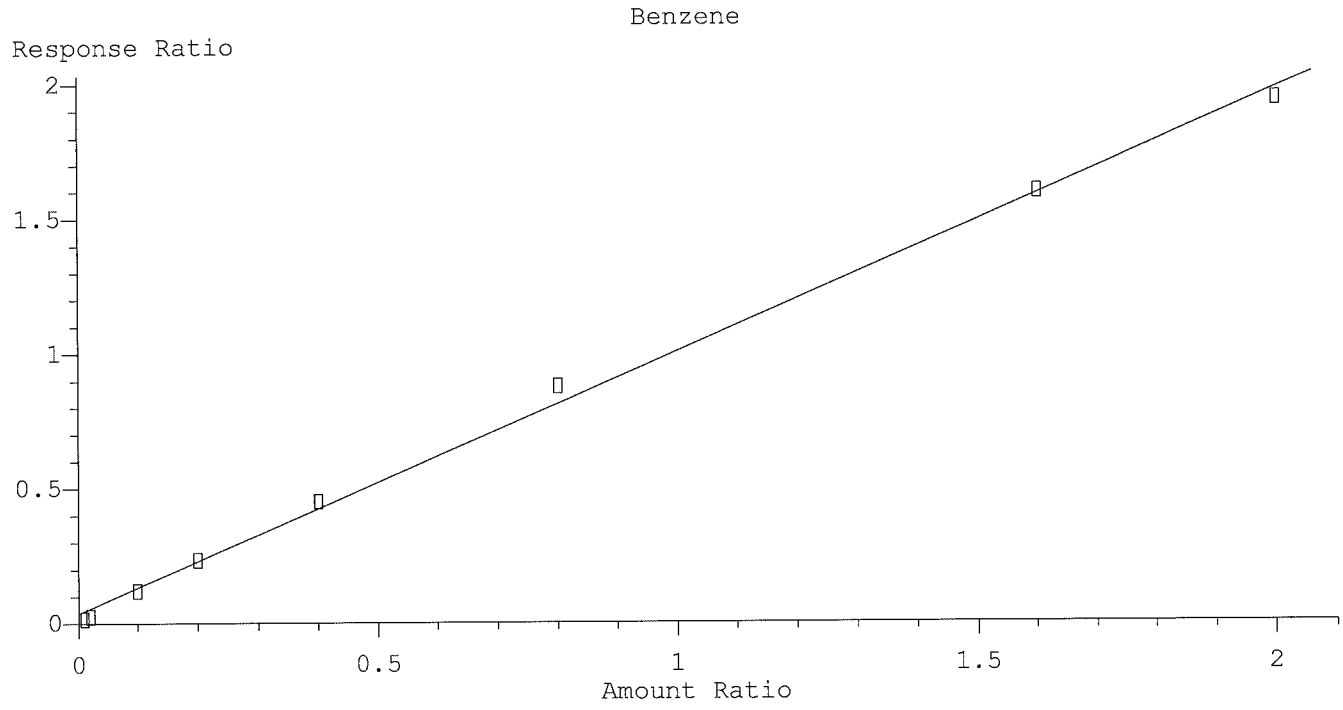

Resp Ratio = 9.69e-001 * Amt + 3.54e-002
Coef of Det (r^2) = 0.998 Curve Fit: Linear

2,2,4-Trimethylpentane

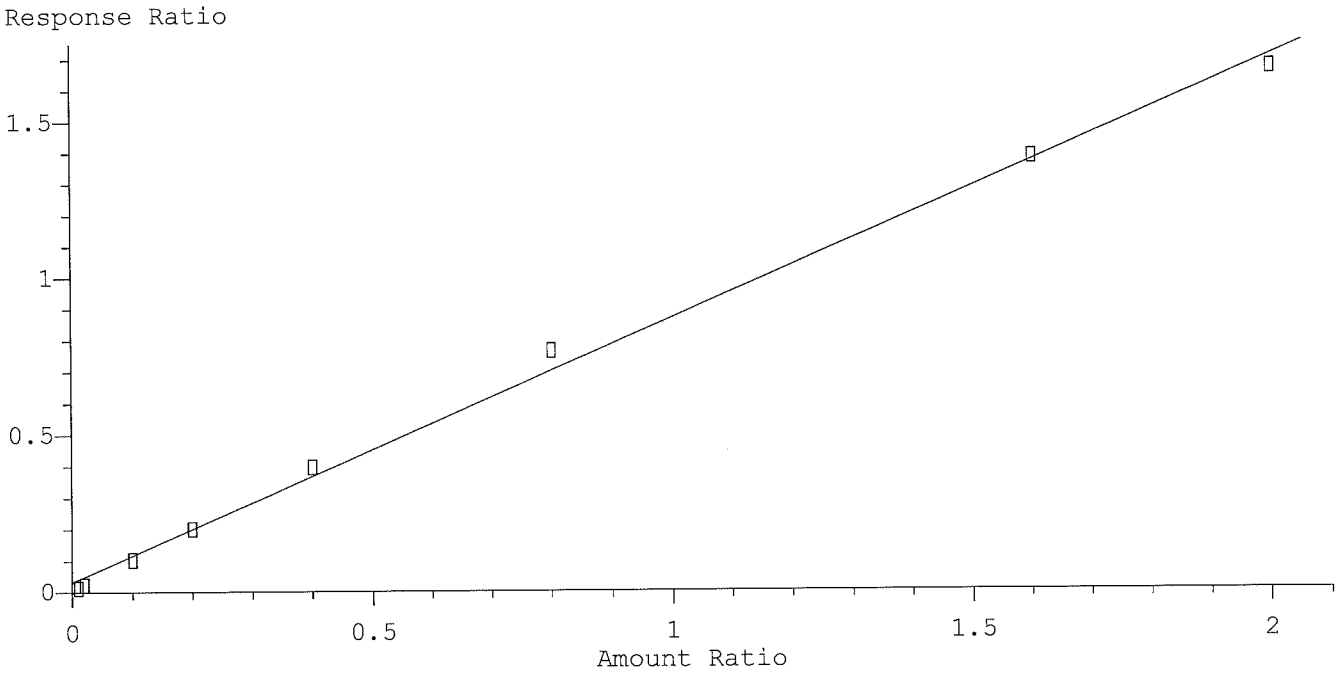

Resp Ratio = 8.36e-001 * Amt + 3.25e-002
Coef of Det (r^2) = 0.997 Curve Fit: Linear

n-Heptane

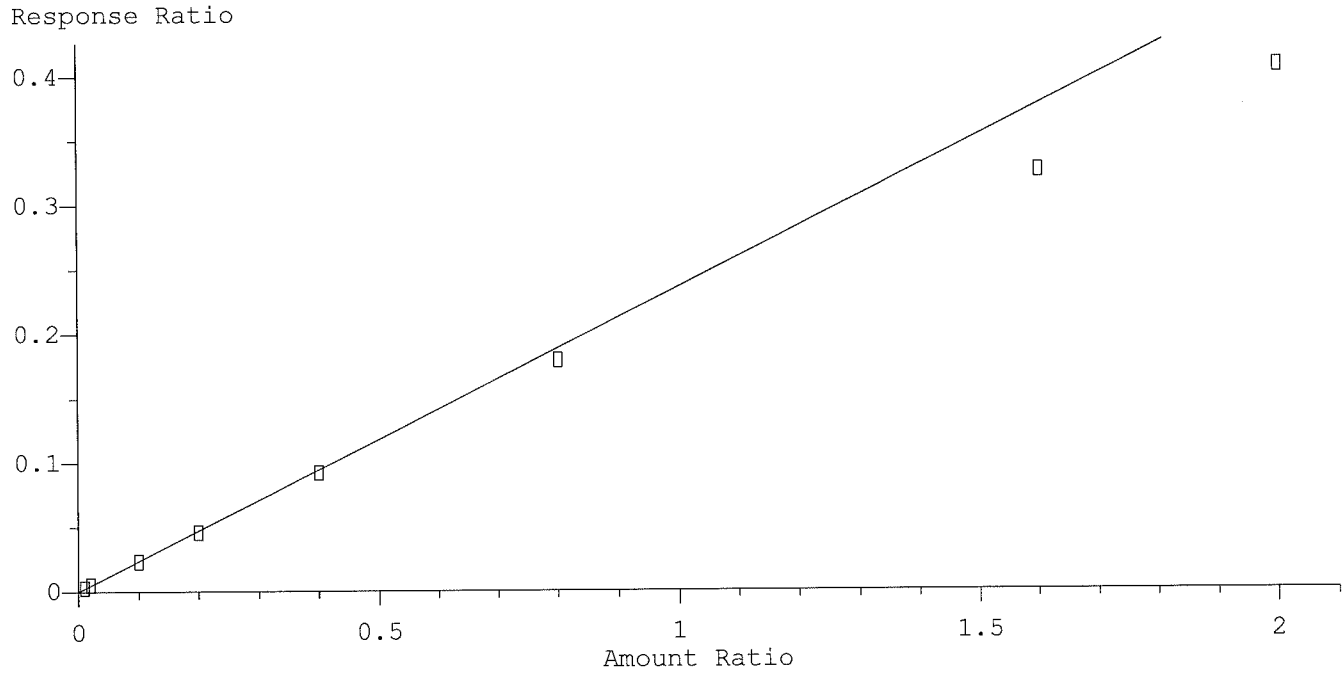

Resp Ratio = 2.36e-001 * Amt
RF Rel Std Dev = 14.2% Curve Fit: Avg RF

Trichloroethene

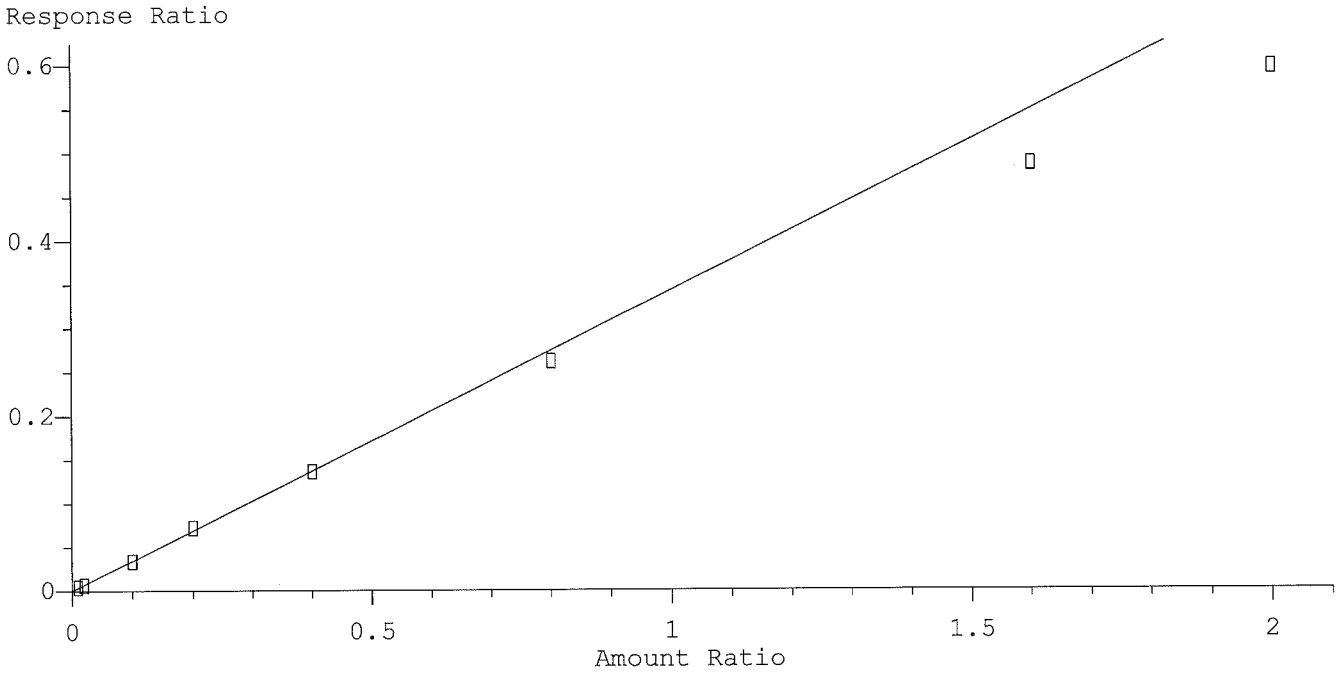

Resp Ratio = 3.43e-001 * Amt
RF Rel Std Dev = 14.0% Curve Fit: Avg RF

1,2-Dichloropropane

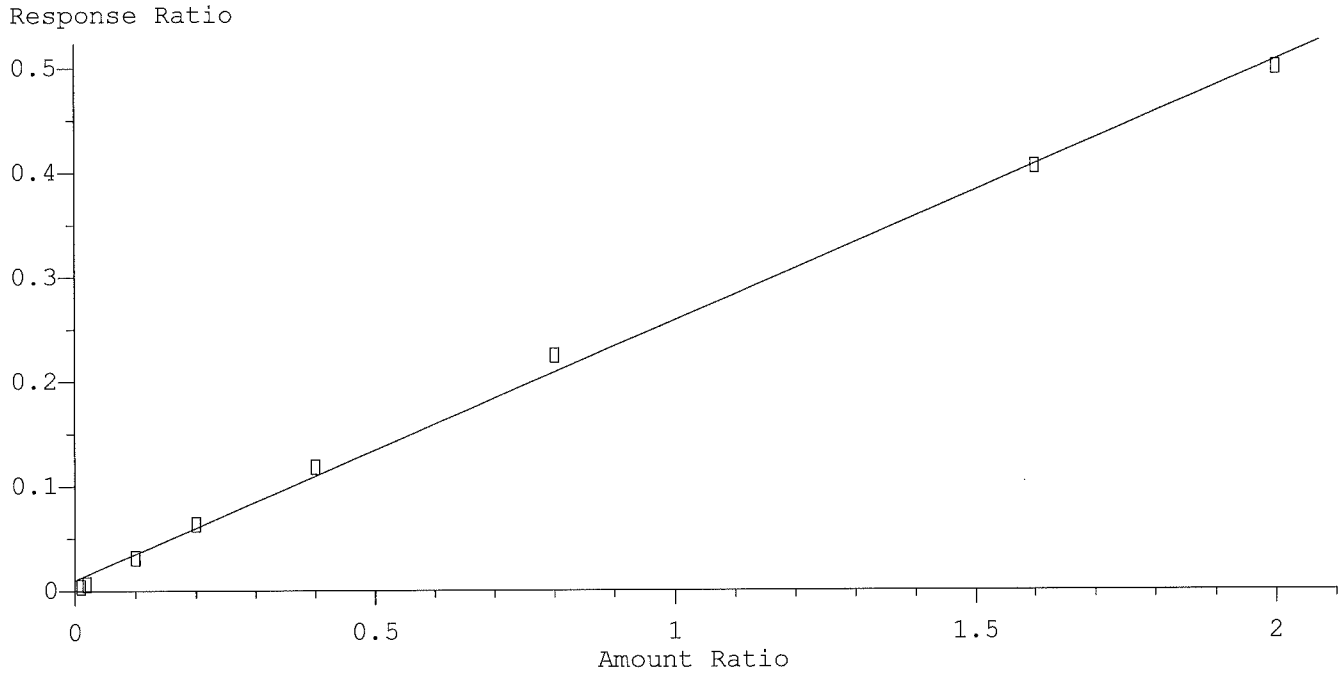

Resp Ratio = 2.48e-001 * Amt + 1.00e-002
Coef of Det (r^2) = 0.998 Curve Fit: Linear

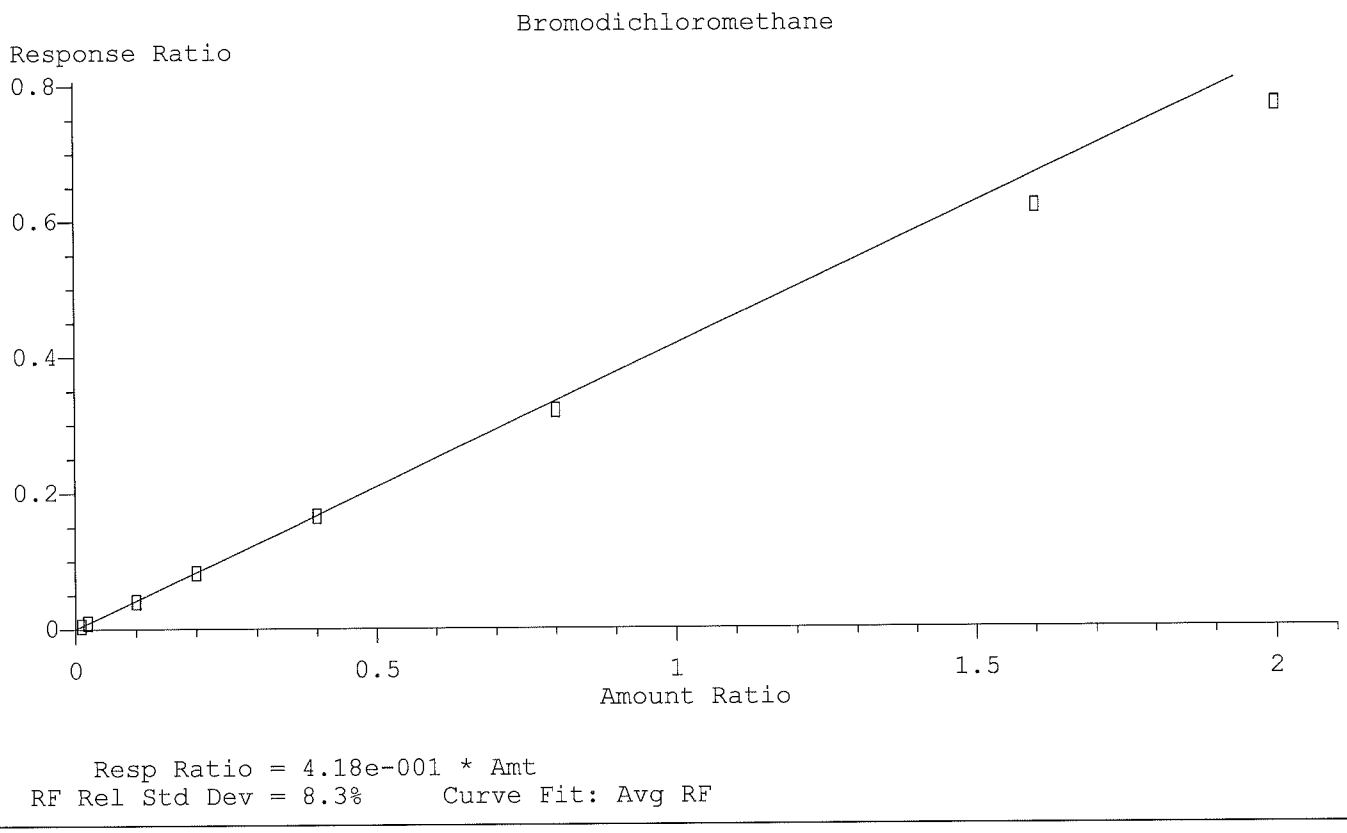

Resp Ratio = 4.18e-001 * Amt
RF Rel Std Dev = 8.3% Curve Fit: Avg RF

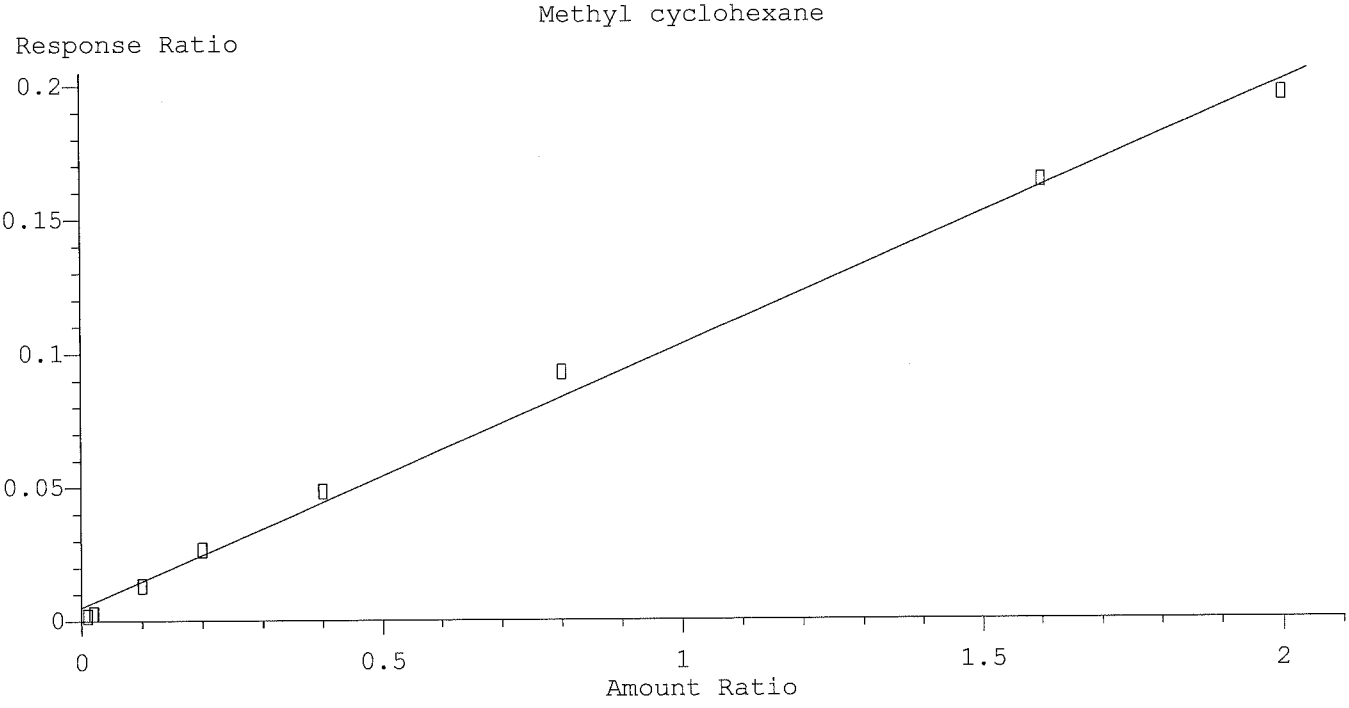

Resp Ratio = 9.83e-002 * Amt + 5.18e-003
Coef of Det (r^2) = 0.996 Curve Fit: Linear

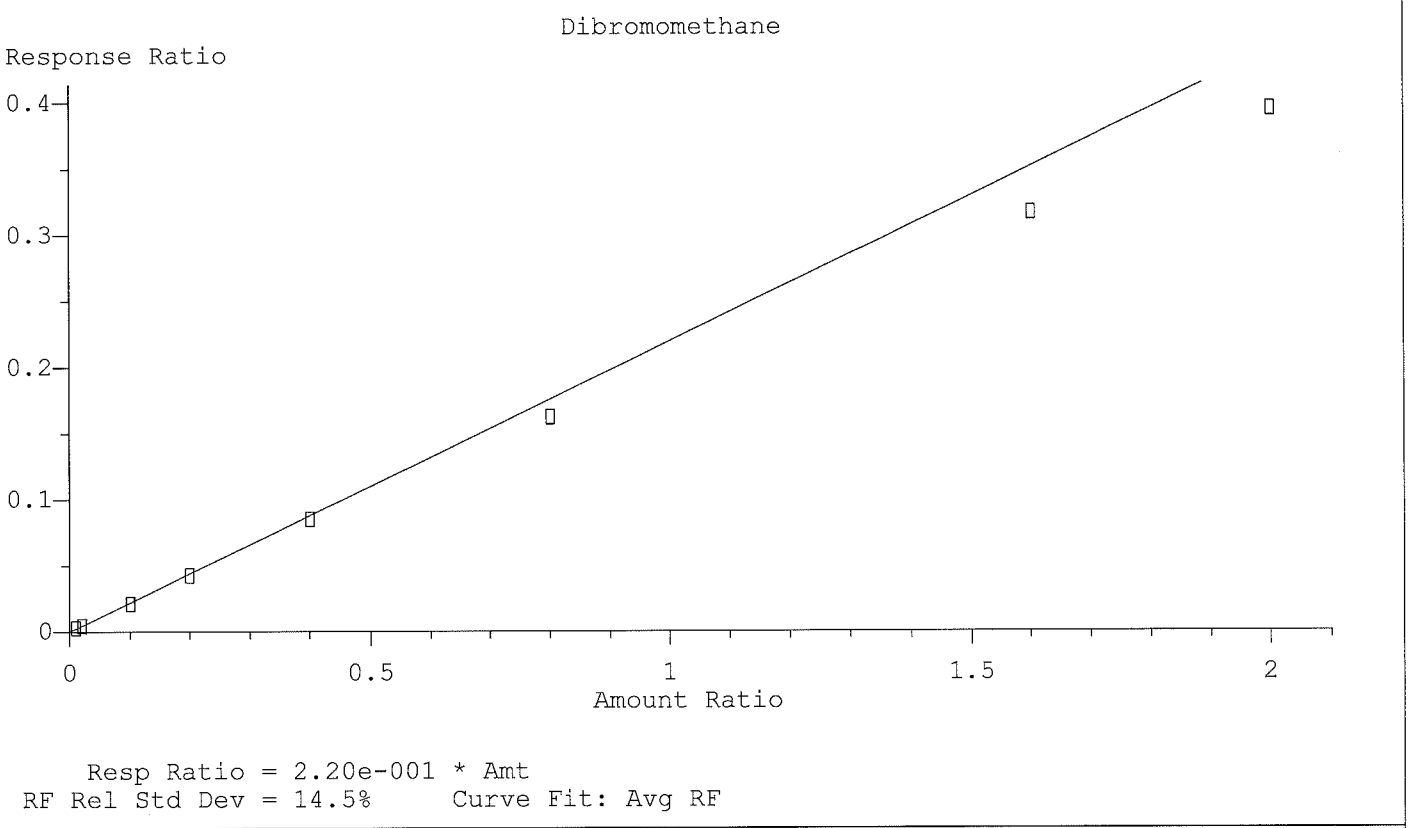

Resp Ratio = 2.20e-001 * Amt
RF Rel Std Dev = 14.5% Curve Fit: Avg RF

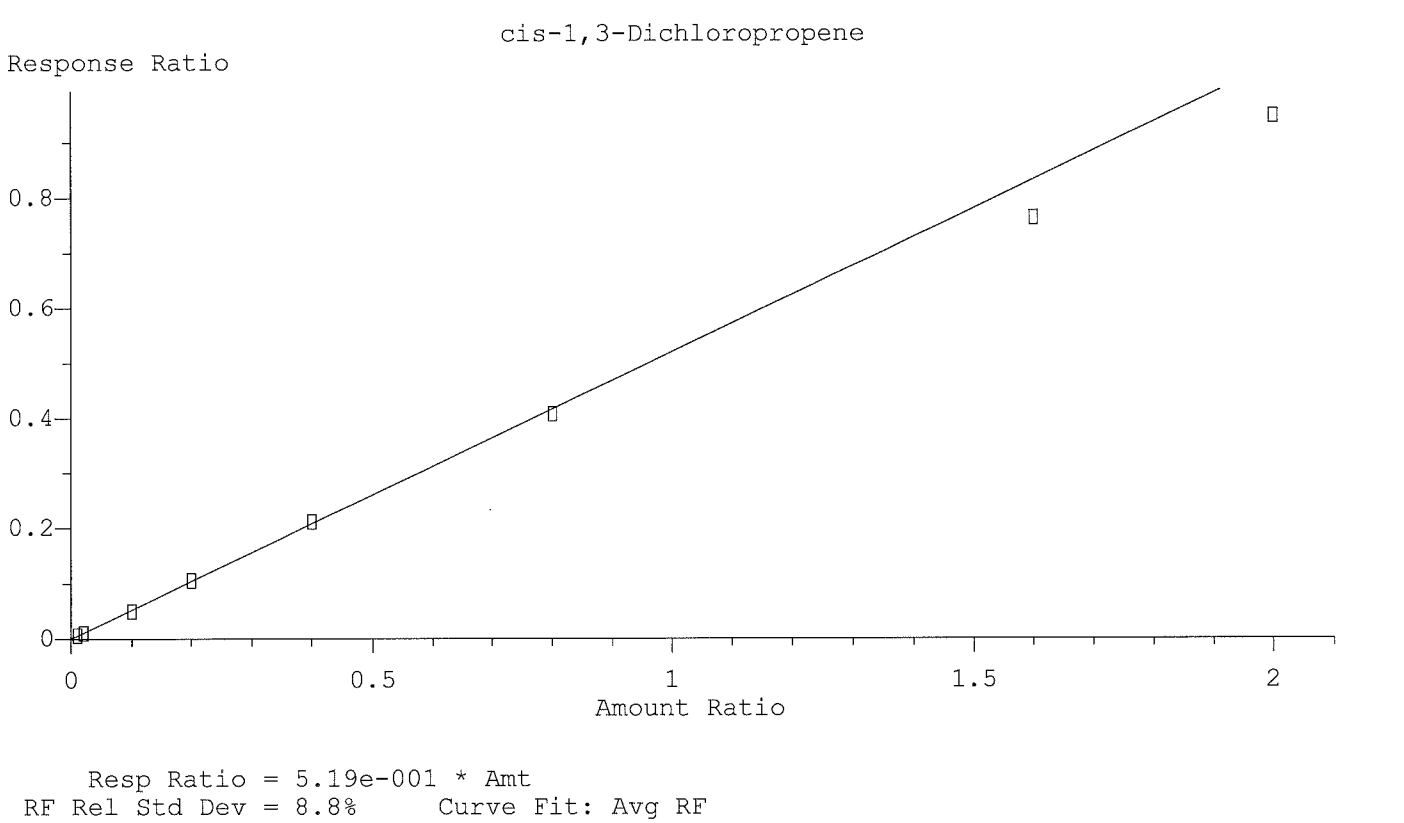

Resp Ratio = 5.19e-001 * Amt
RF Rel Std Dev = 8.8% Curve Fit: Avg RF

2-Chloroethylvinylether

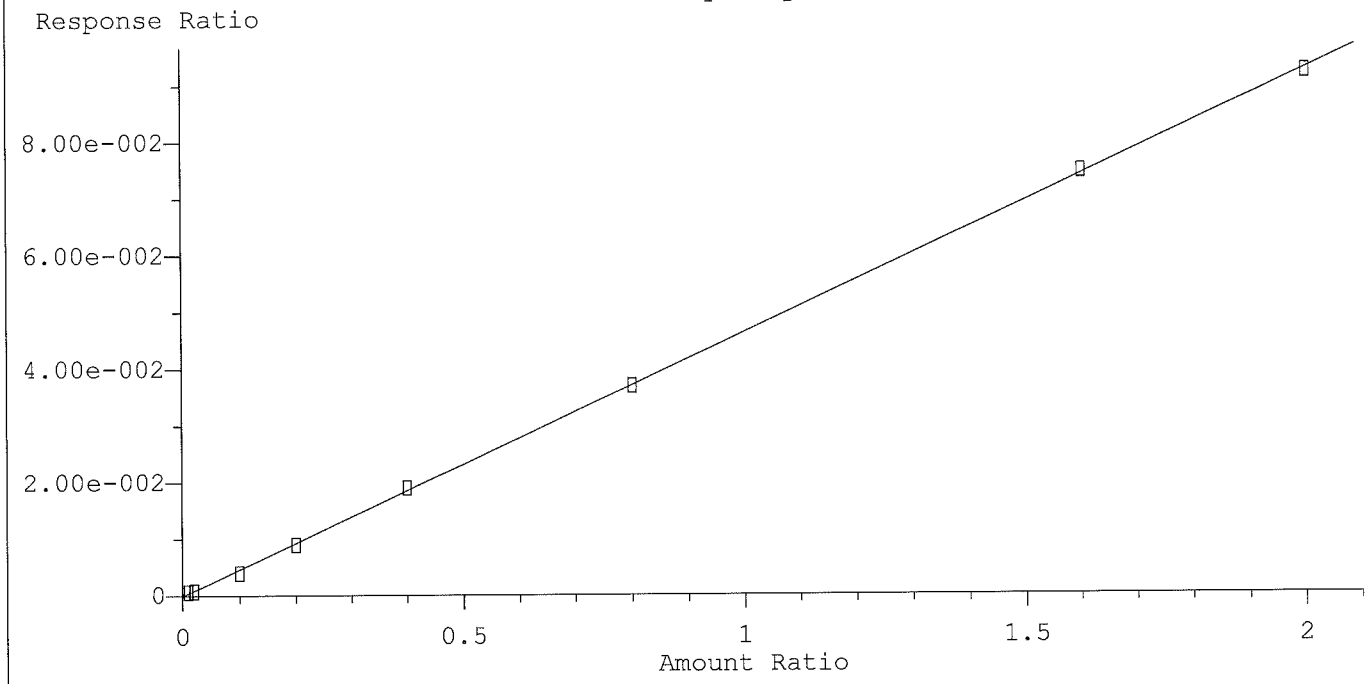

Resp Ratio = 4.64e-002 * Amt - 5.82e-005
Coef of Det (r^2) = 1.000 Curve Fit: Linear

4-Methyl-2-pentanone

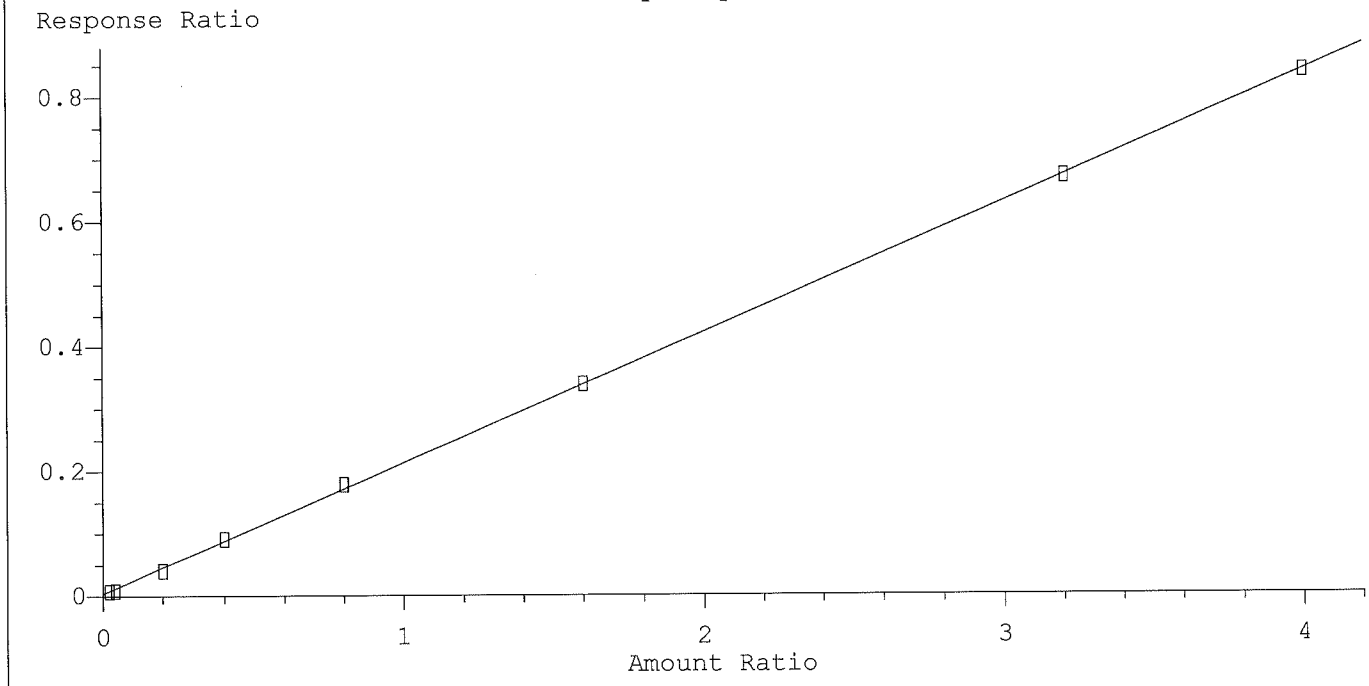

Resp Ratio = 2.09e-001 * Amt + 4.15e-003
Coef of Det (r^2) = 1.000 Curve Fit: Linear

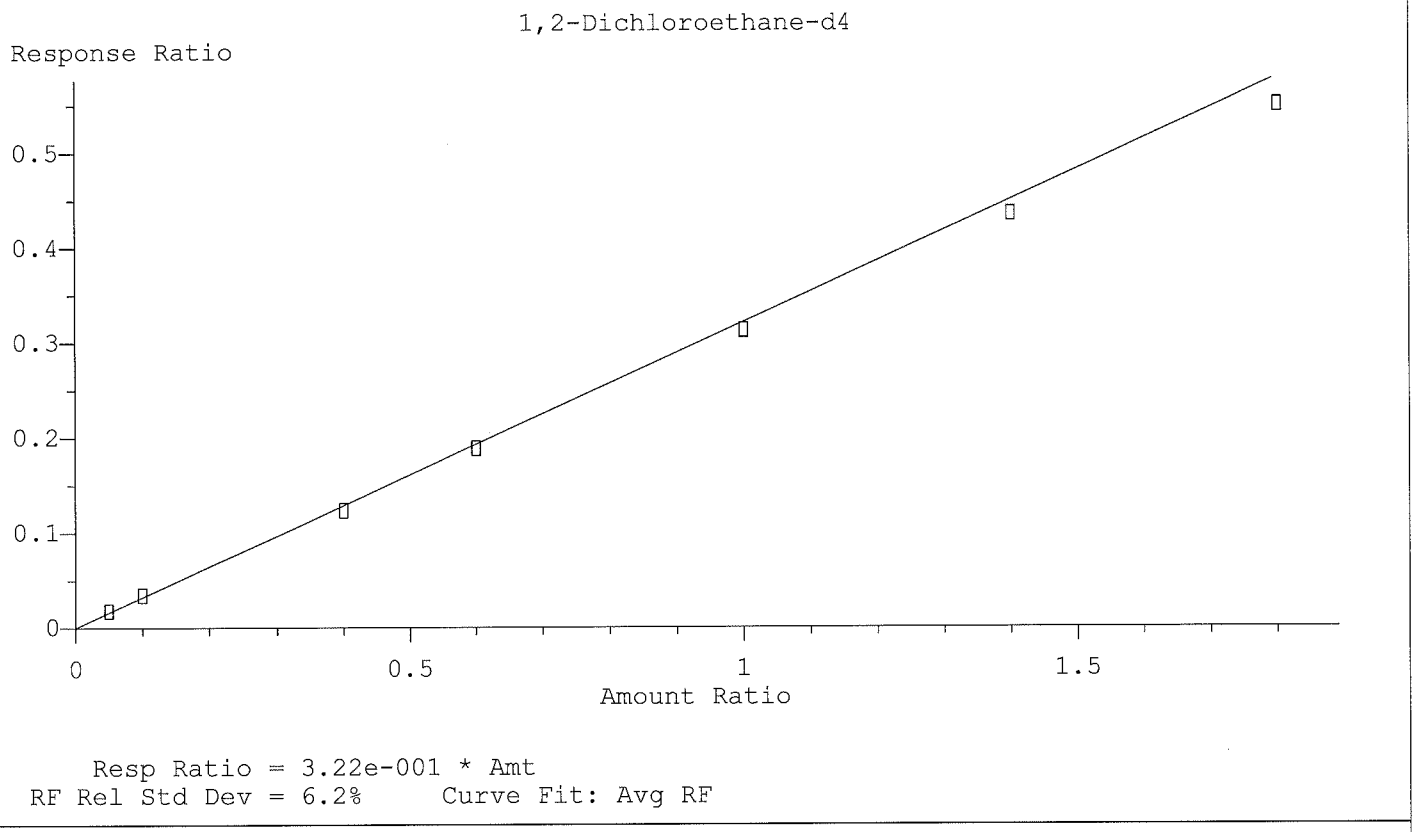

Resp Ratio = 3.22e-001 * Amt
RF Rel Std Dev = 6.2% Curve Fit: Avg RF

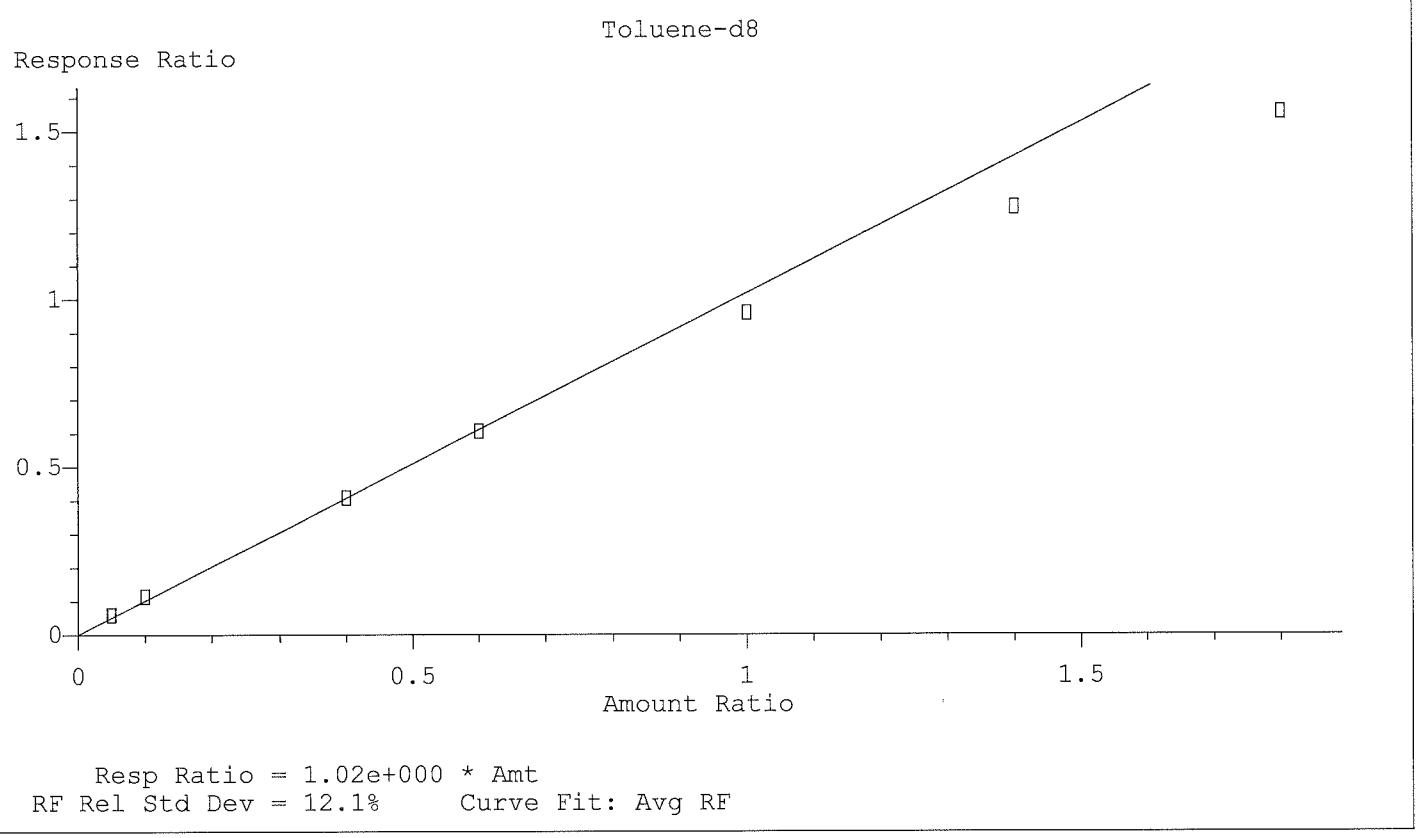

Resp Ratio = 1.02e+000 * Amt
RF Rel Std Dev = 12.1% Curve Fit: Avg RF

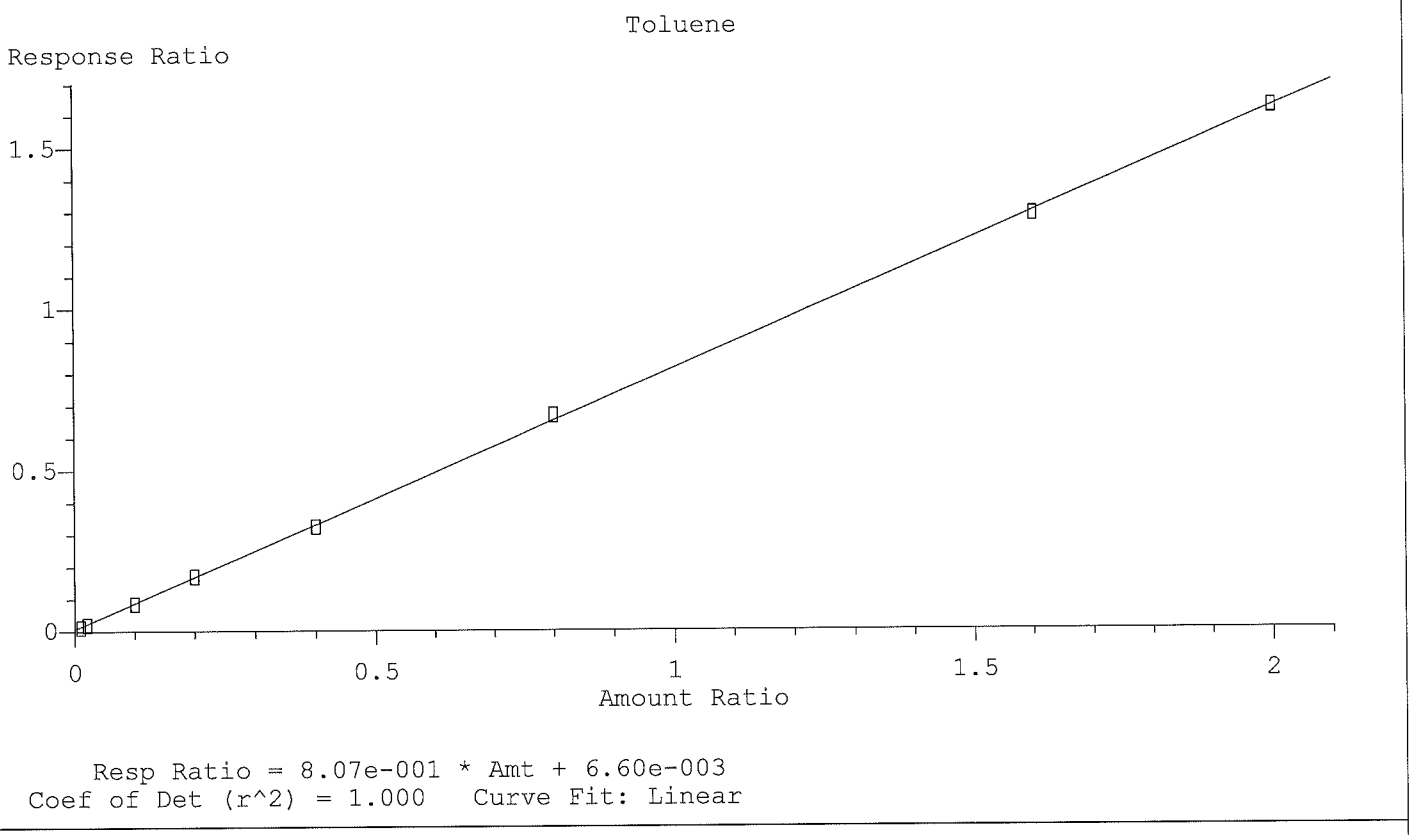

Resp Ratio = 8.07e-001 * Amt + 6.60e-003
Coef of Det (r^2) = 1.000 Curve Fit: Linear

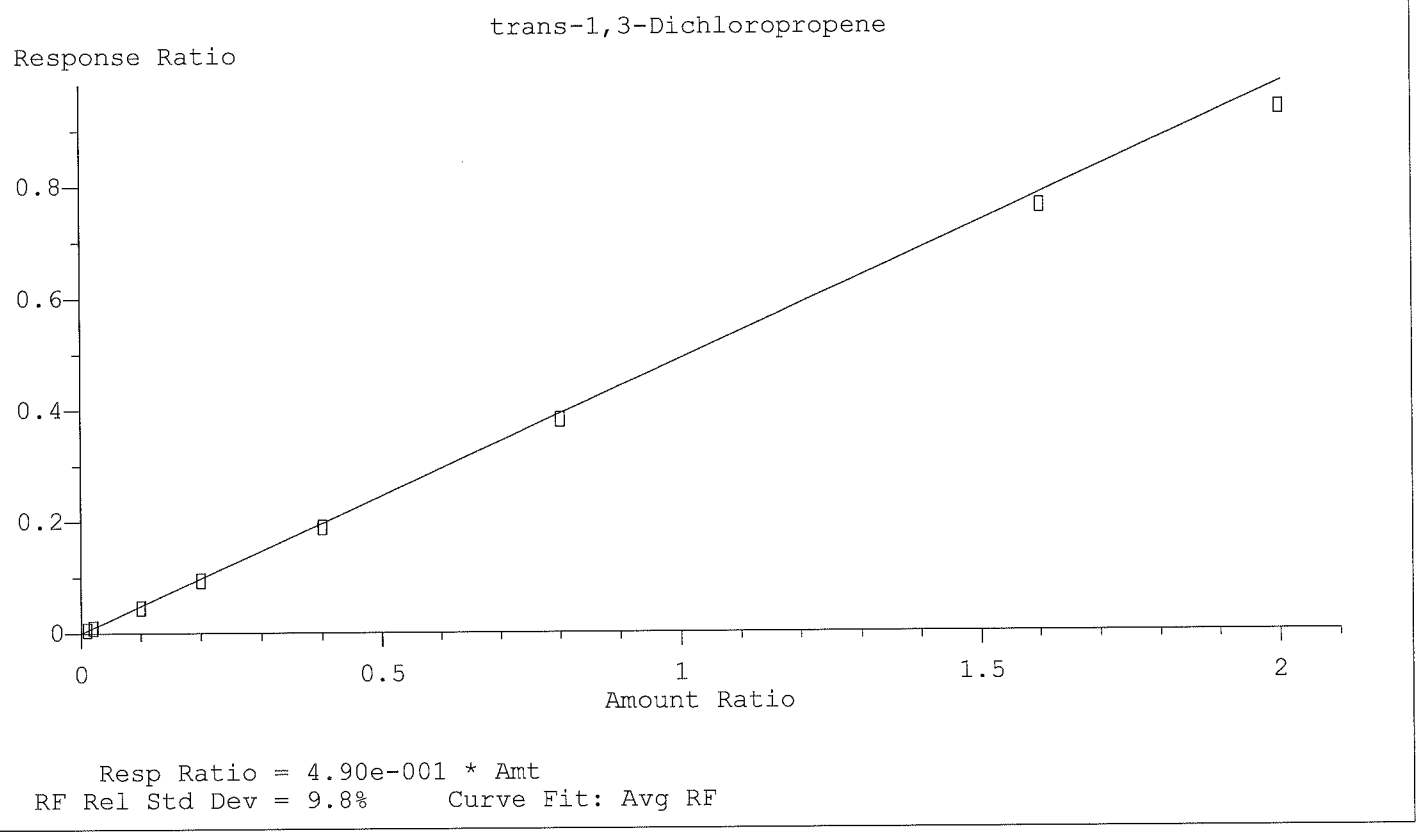

Resp Ratio = 4.90e-001 * Amt
RF Rel Std Dev = 9.8% Curve Fit: Avg RF

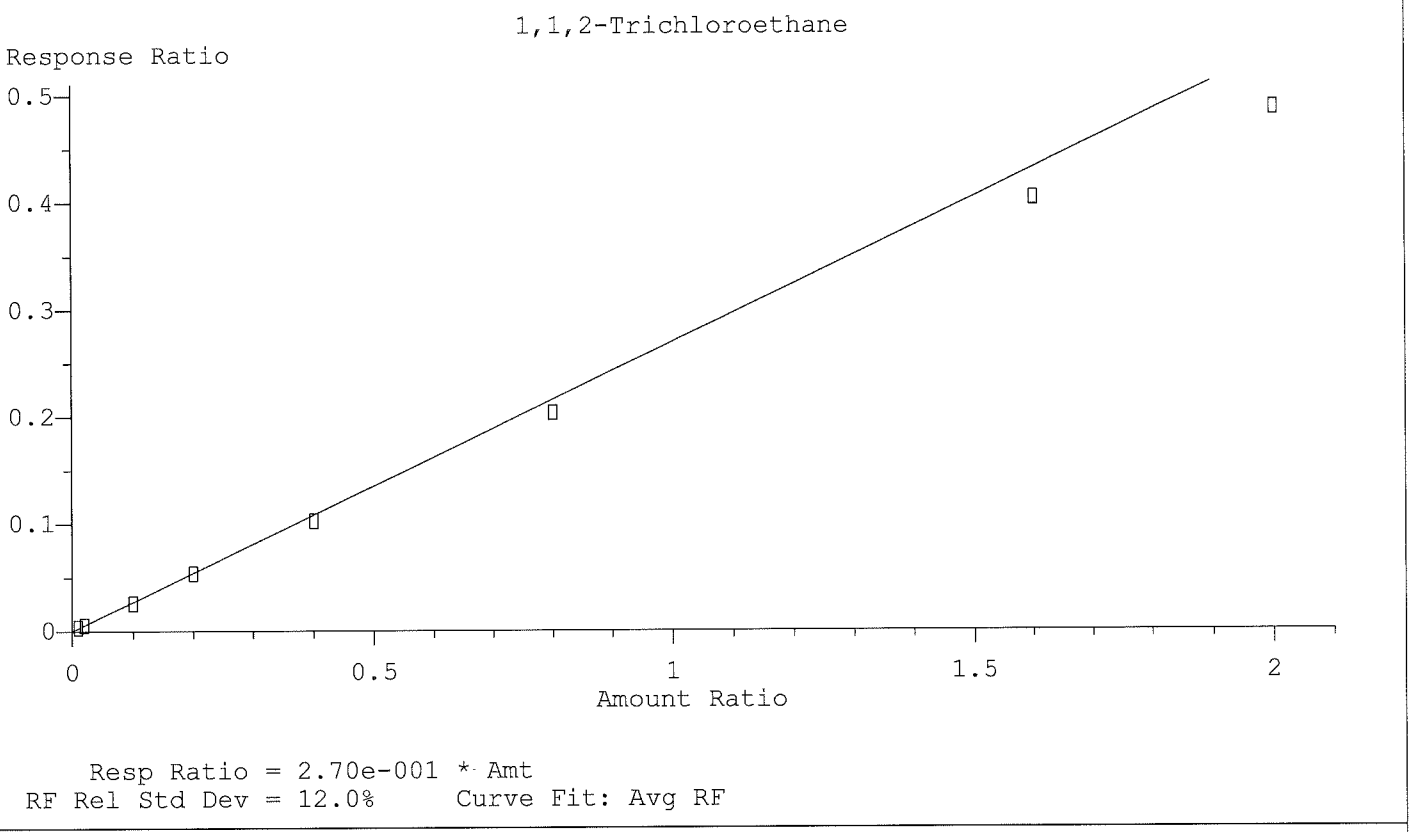

Resp Ratio = 2.70e-001 * Amt
RF Rel Std Dev = 12.0% Curve Fit: Avg RF

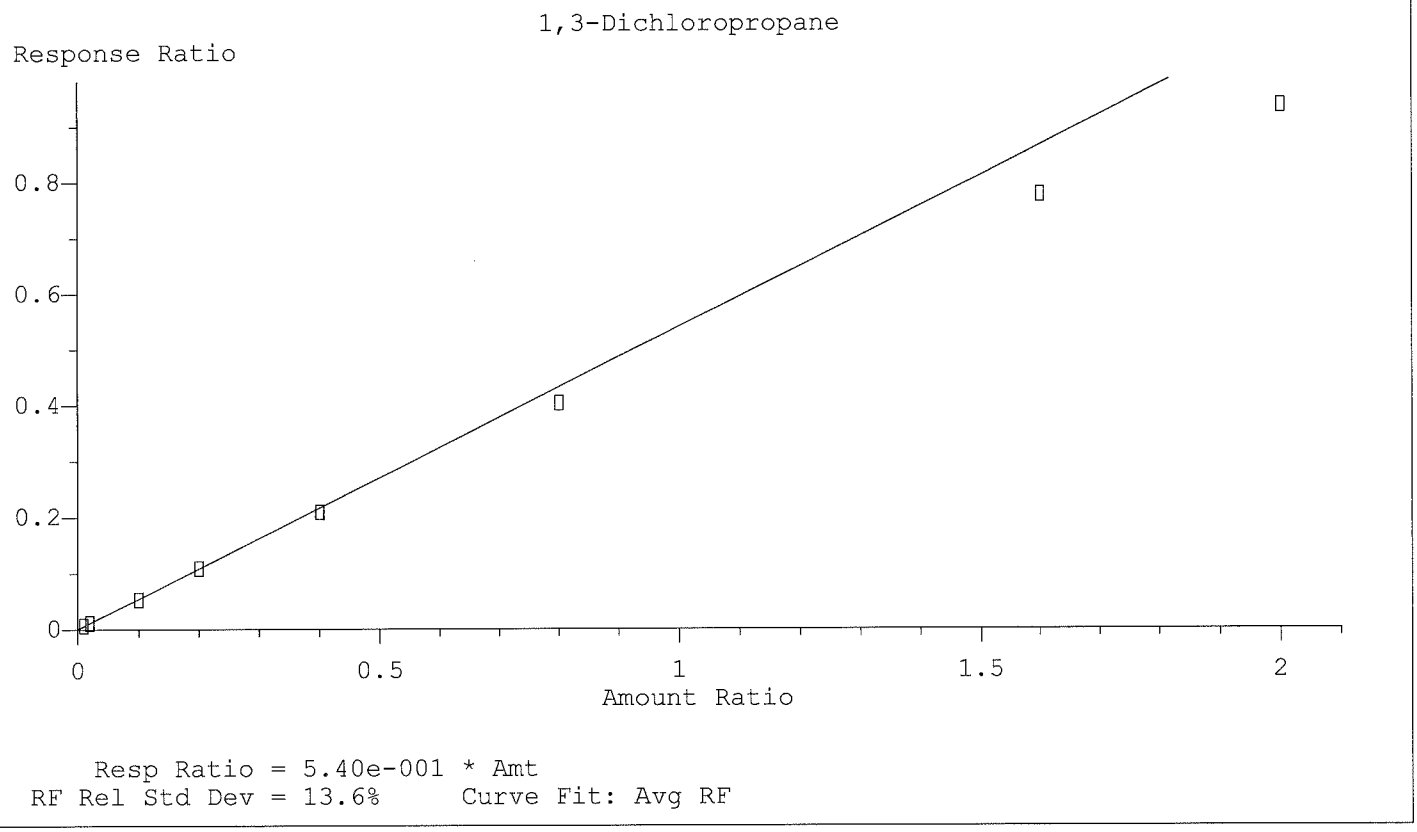

Resp Ratio = 5.40e-001 * Amt
RF Rel Std Dev = 13.6% Curve Fit: Avg RF

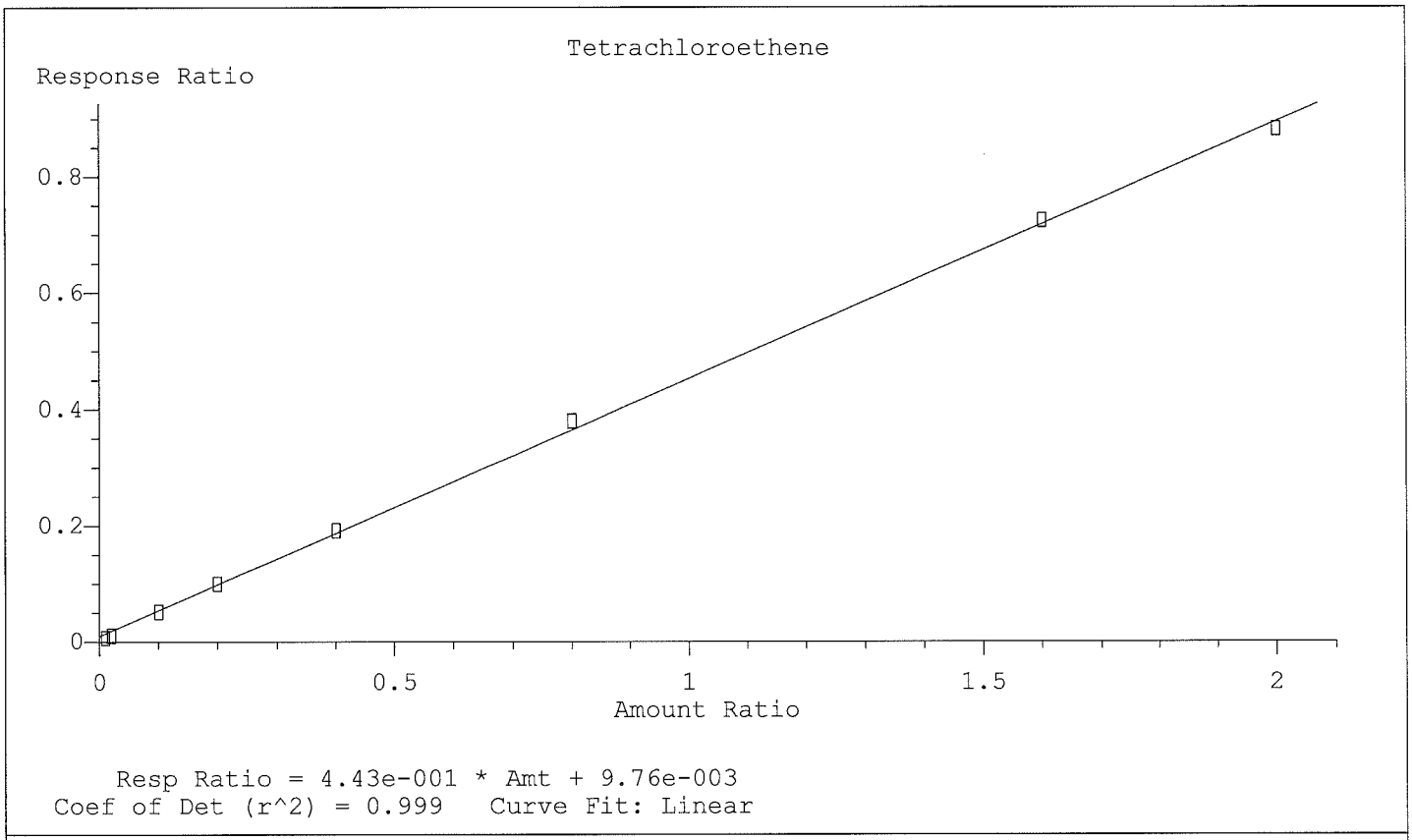

Resp Ratio = 4.43e-001 * Amt + 9.76e-003
Coef of Det (r^2) = 0.999 Curve Fit: Linear

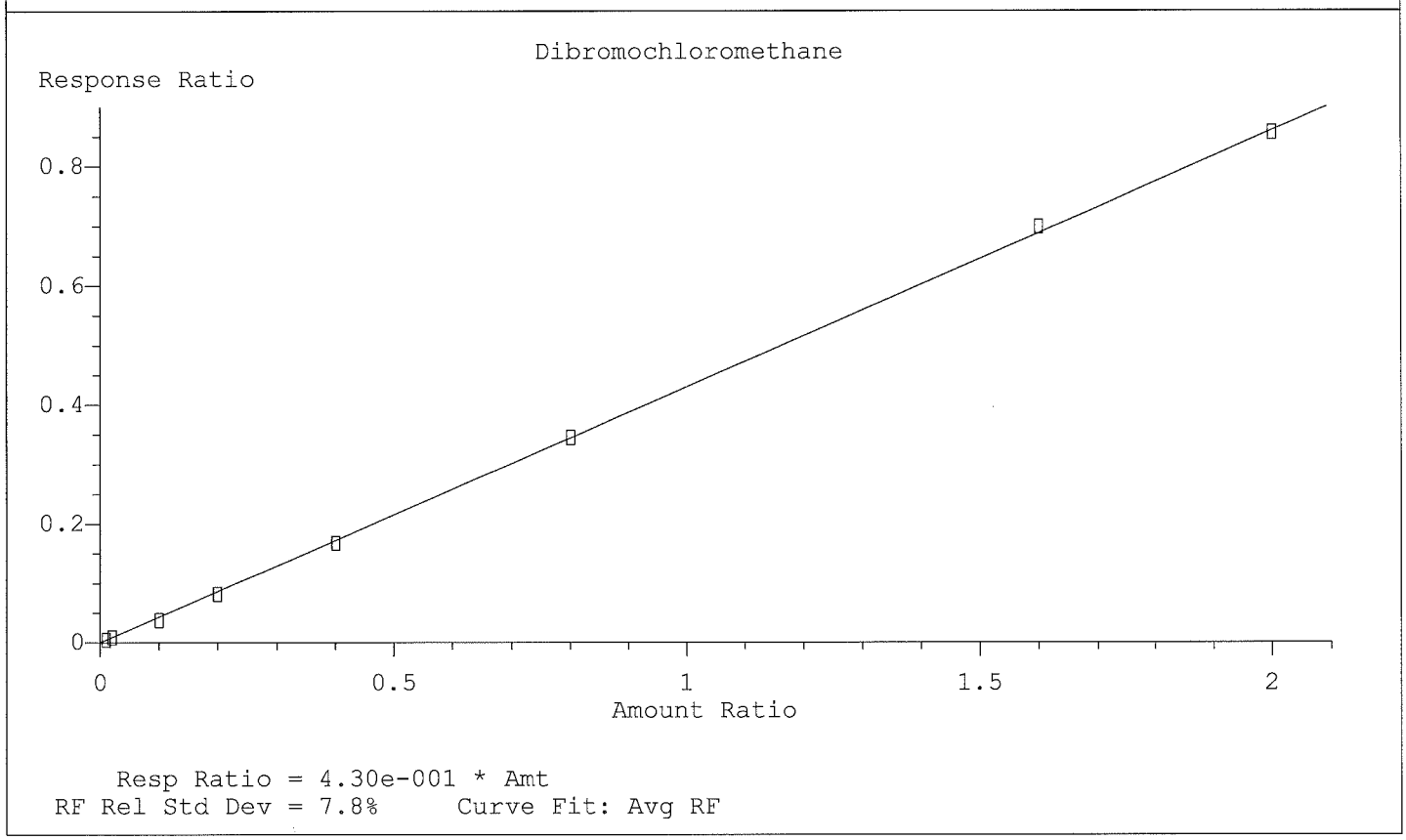

Resp Ratio = 4.30e-001 * Amt
RF Rel Std Dev = 7.8% Curve Fit: Avg RF

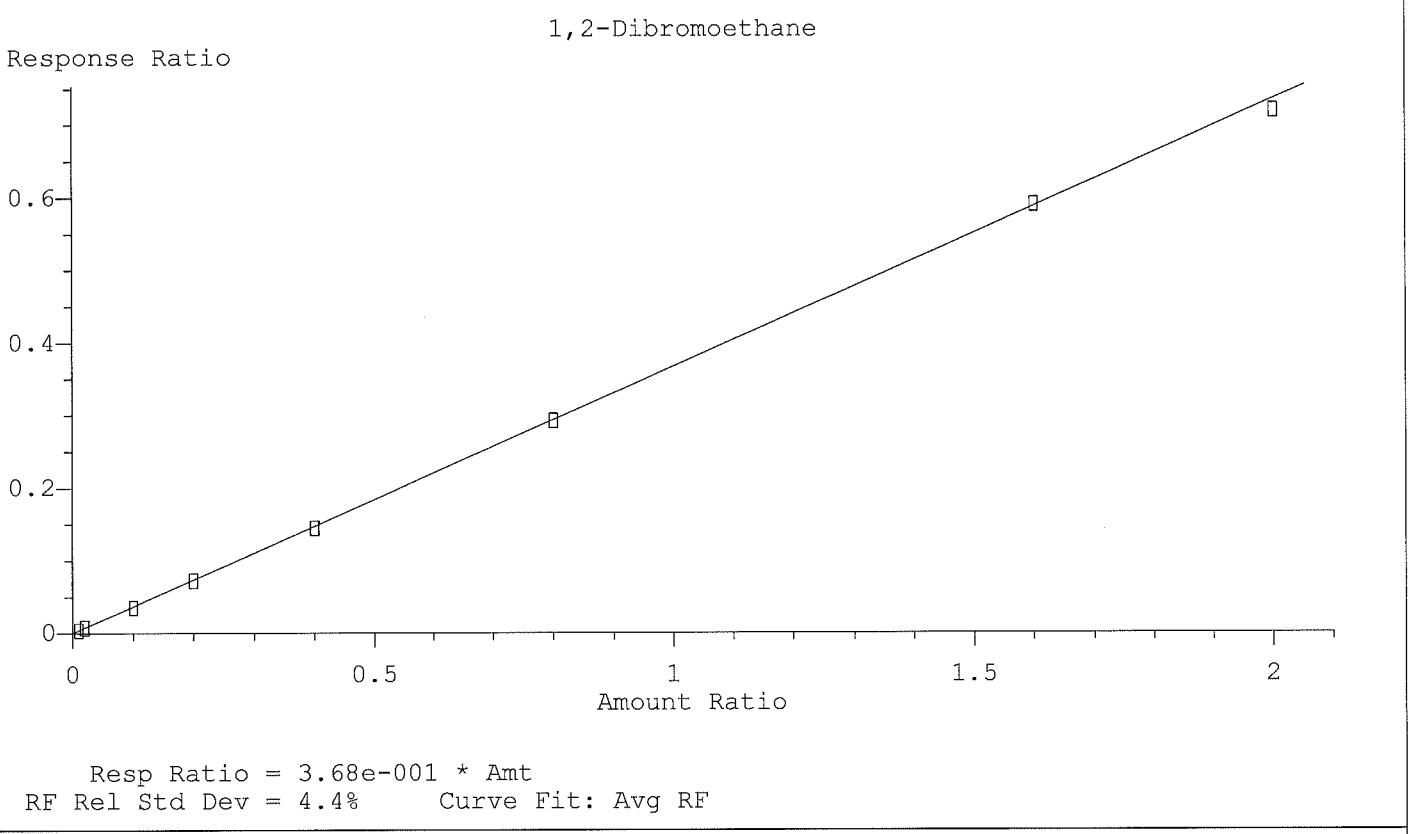

Resp Ratio = 3.68e-001 * Amt
RF Rel Std Dev = 4.4% Curve Fit: Avg RF

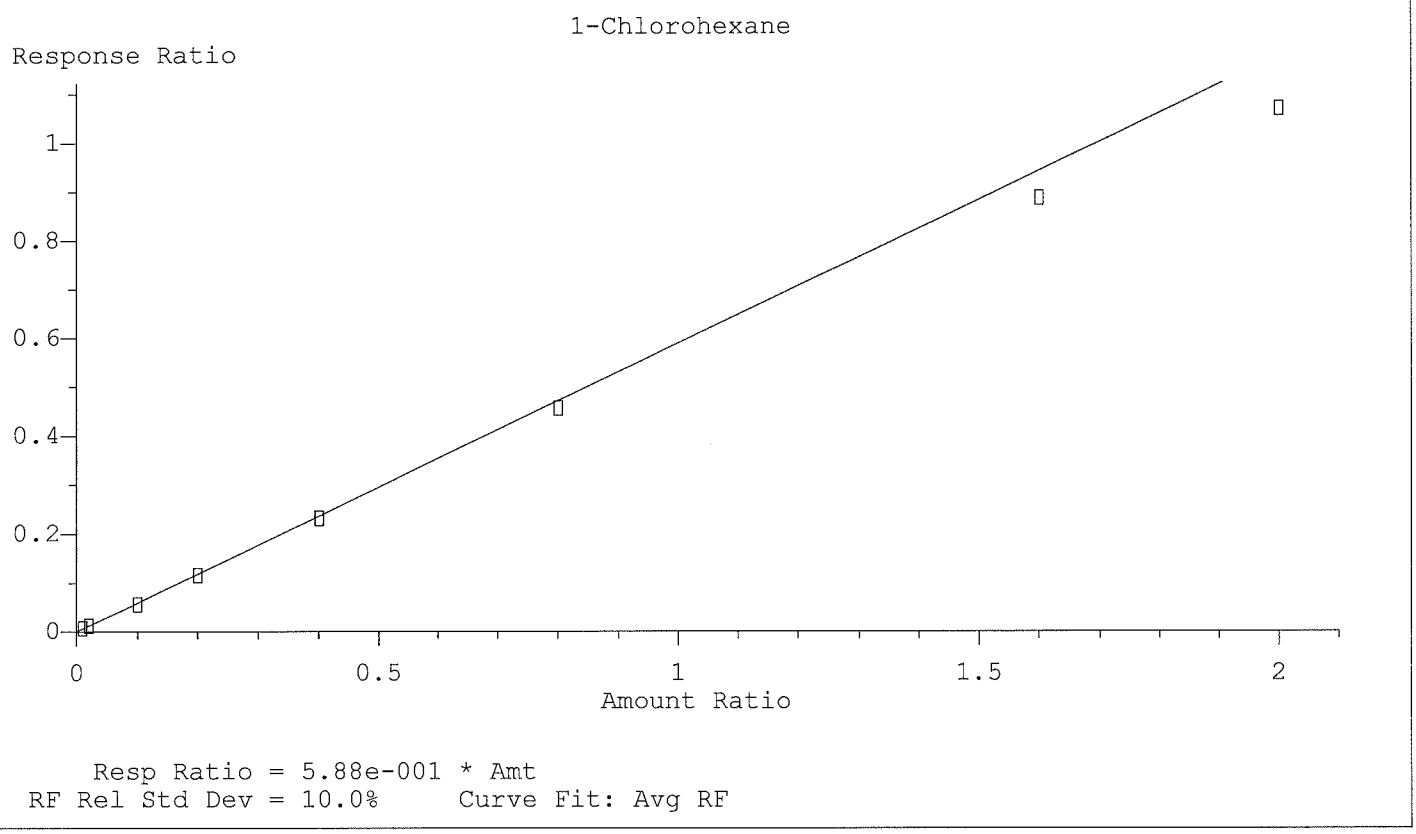

Resp Ratio = 5.88e-001 * Amt
RF Rel Std Dev = 10.0% Curve Fit: Avg RF

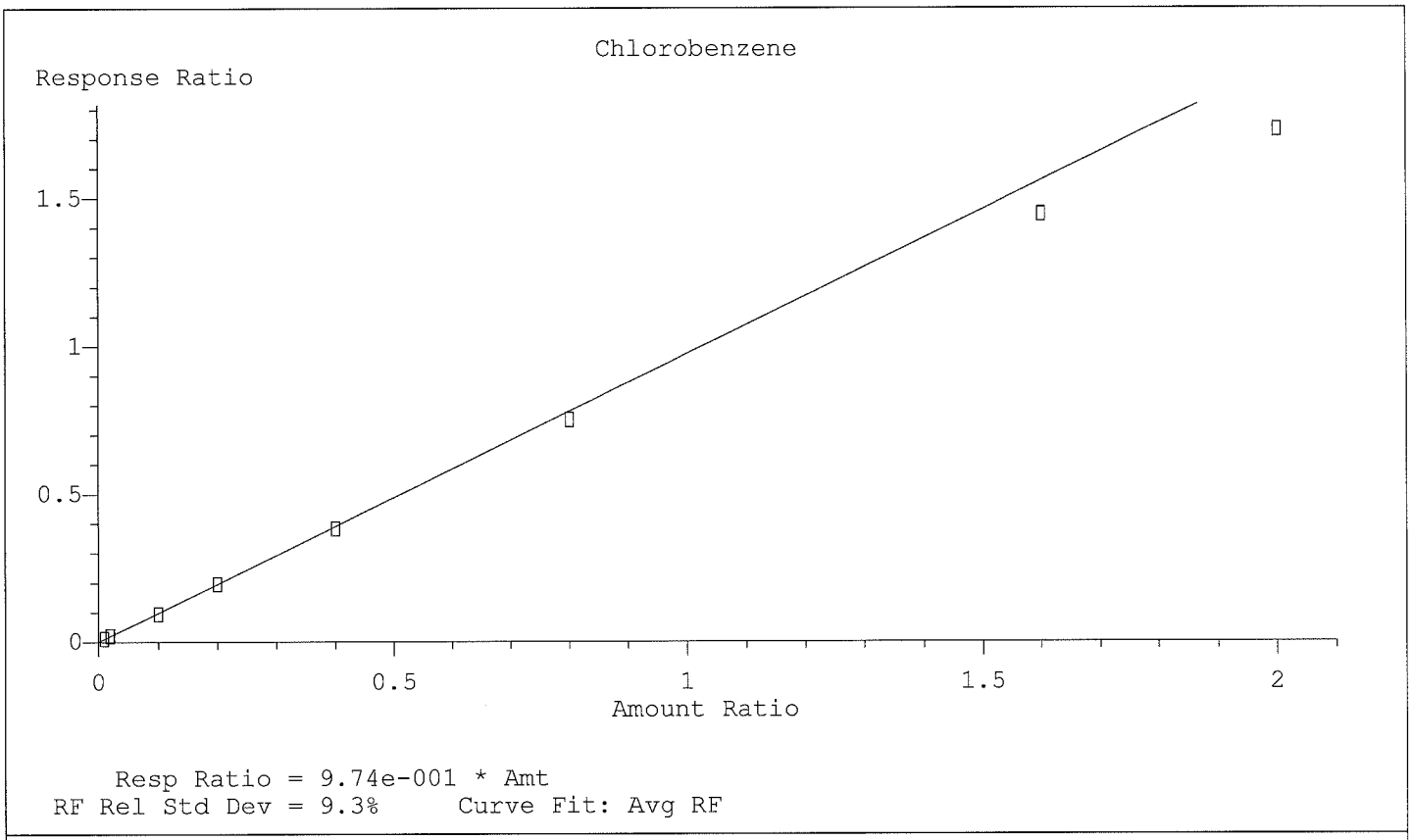

Resp Ratio = 9.74e-001 * Amt
RF Rel Std Dev = 9.3% Curve Fit: Avg RF

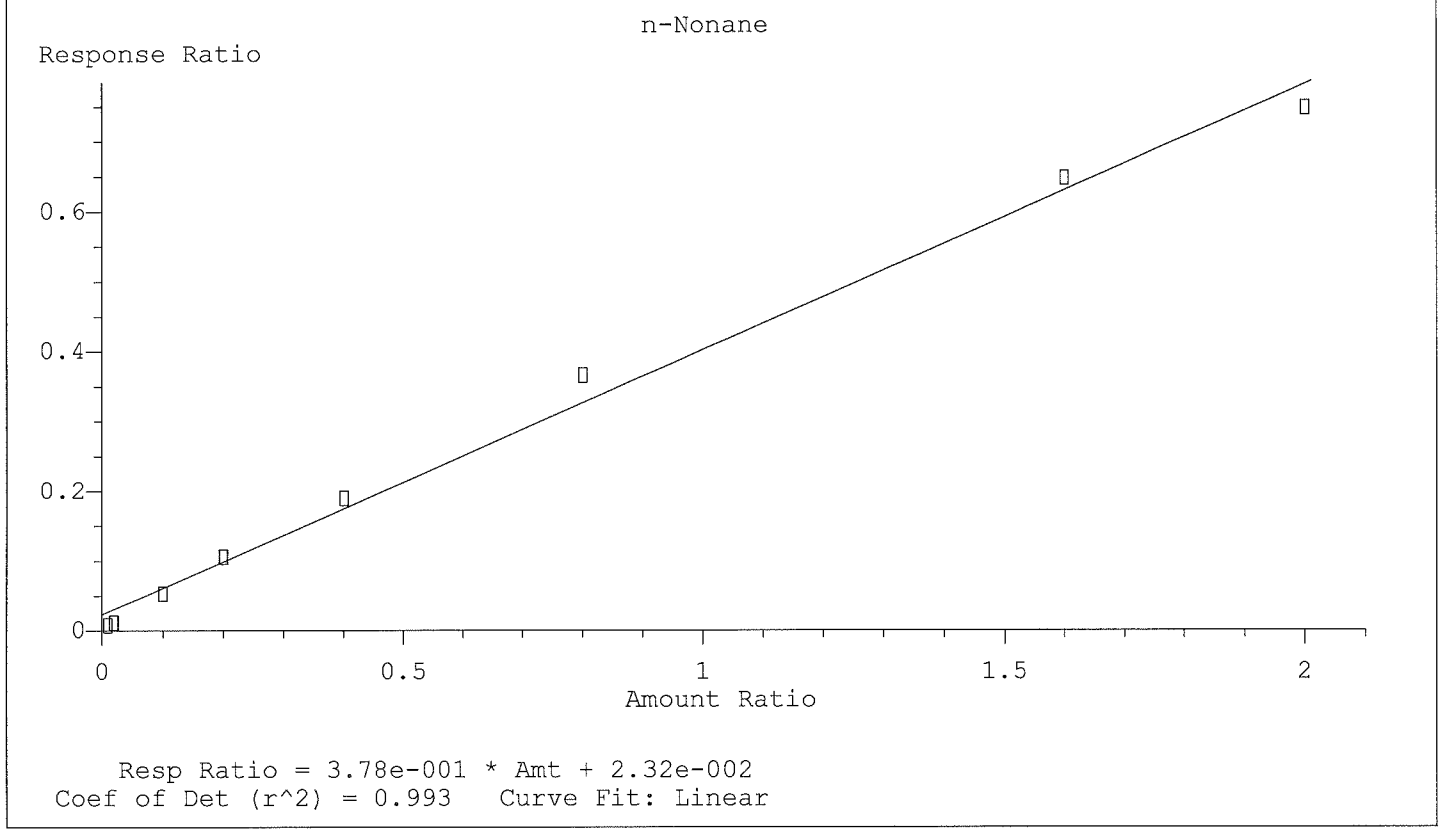

Resp Ratio = 3.78e-001 * Amt + 2.32e-002
Coef of Det (r^2) = 0.993 Curve Fit: Linear

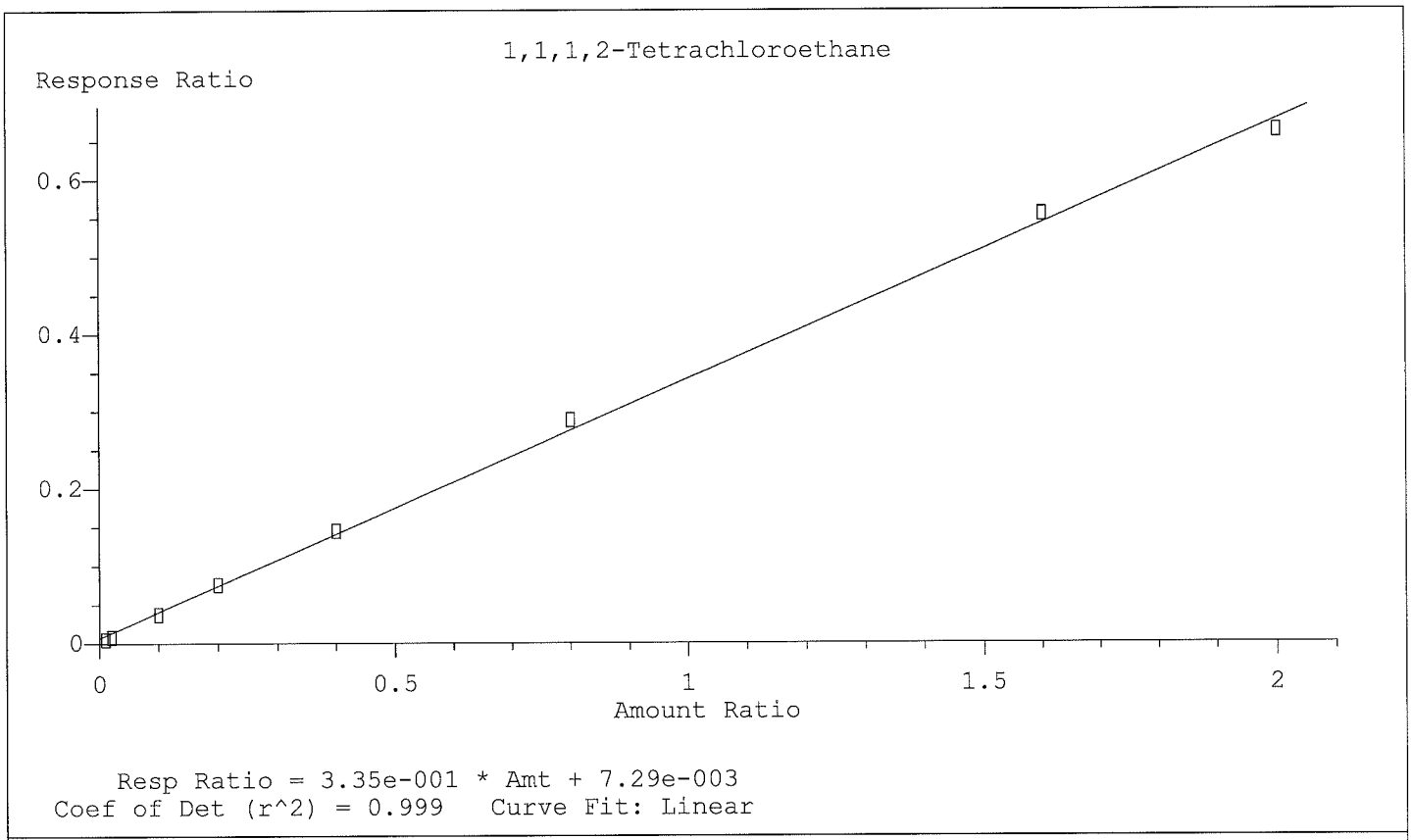

Resp Ratio = 3.35e-001 * Amt + 7.29e-003
Coef of Det (r^2) = 0.999 Curve Fit: Linear

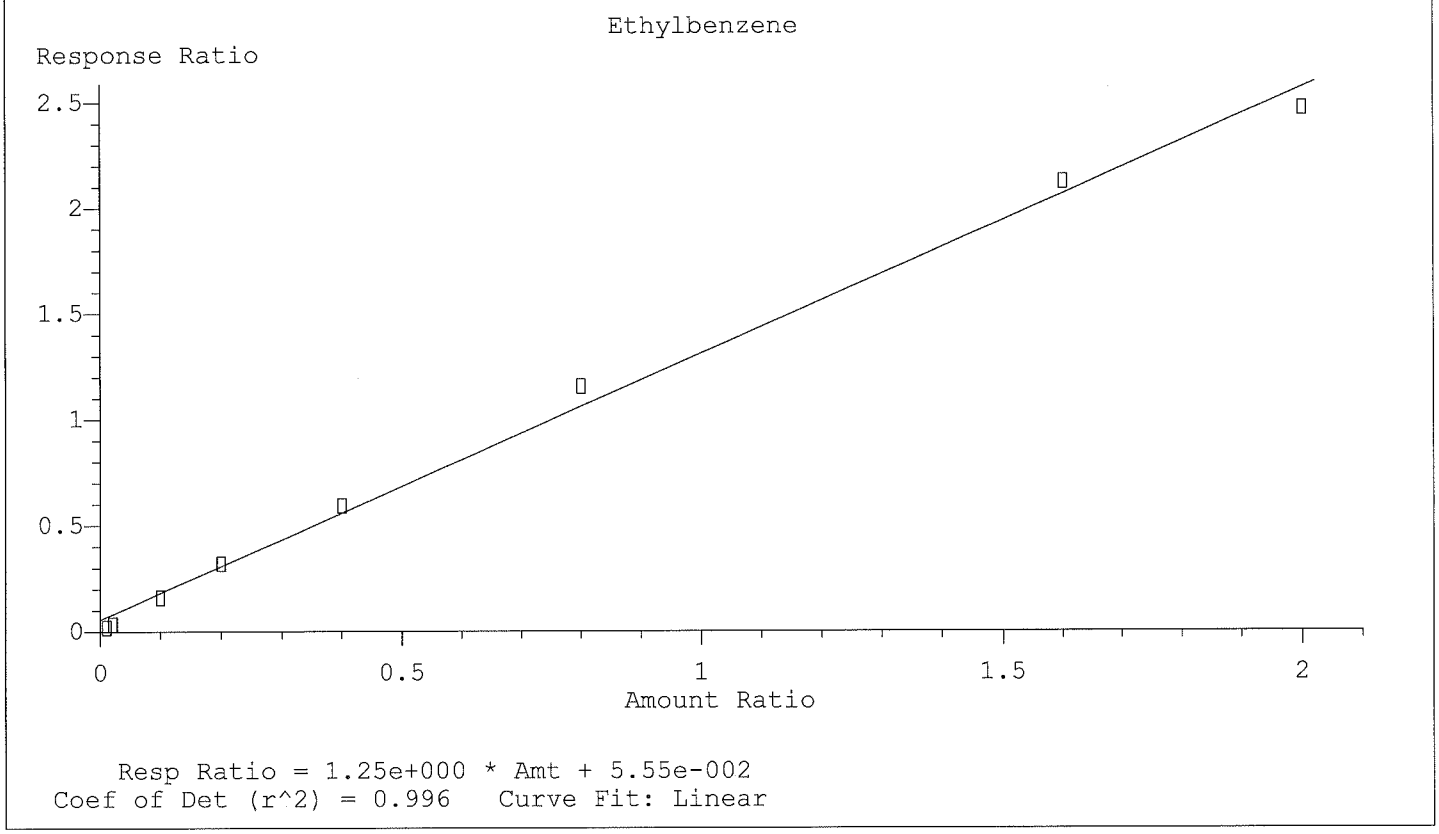

Resp Ratio = 1.25e+000 * Amt + 5.55e-002
Coef of Det (r^2) = 0.996 Curve Fit: Linear

m,p-Xylene

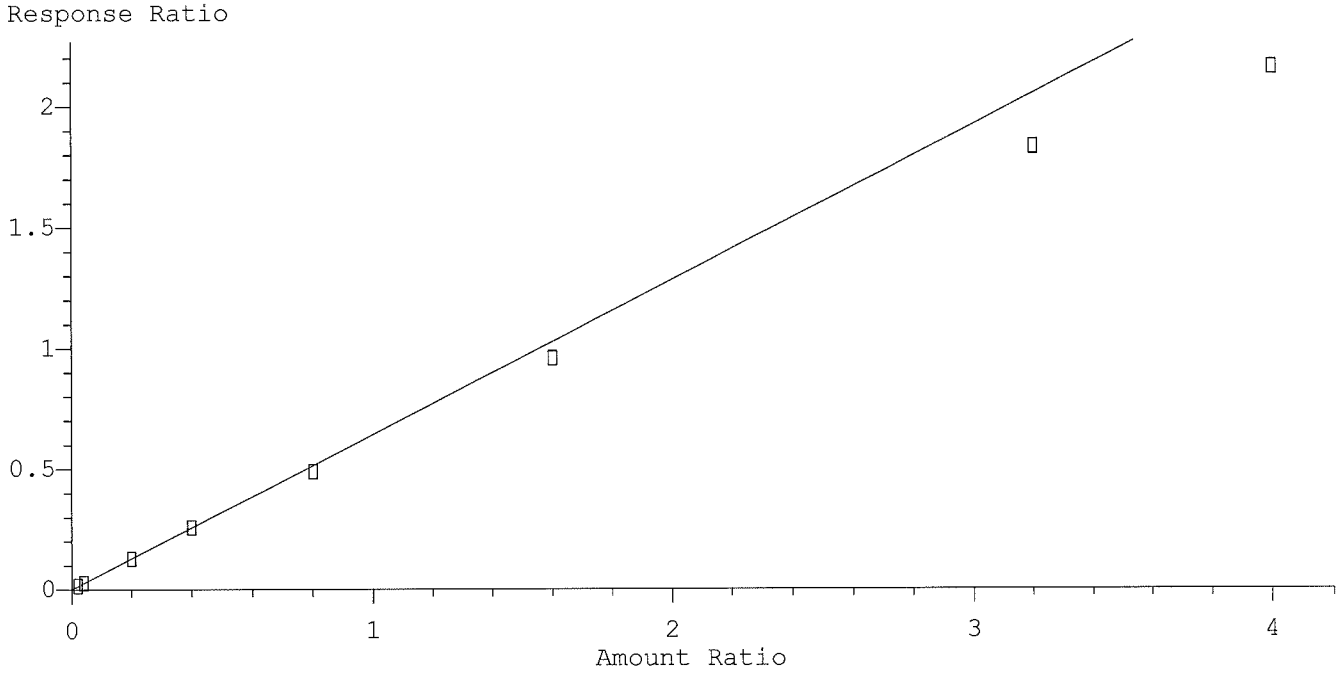

Resp Ratio = 6.41e-001 * Amt
RF Rel Std Dev = 13.5% Curve Fit: Avg RF

o-Xylene

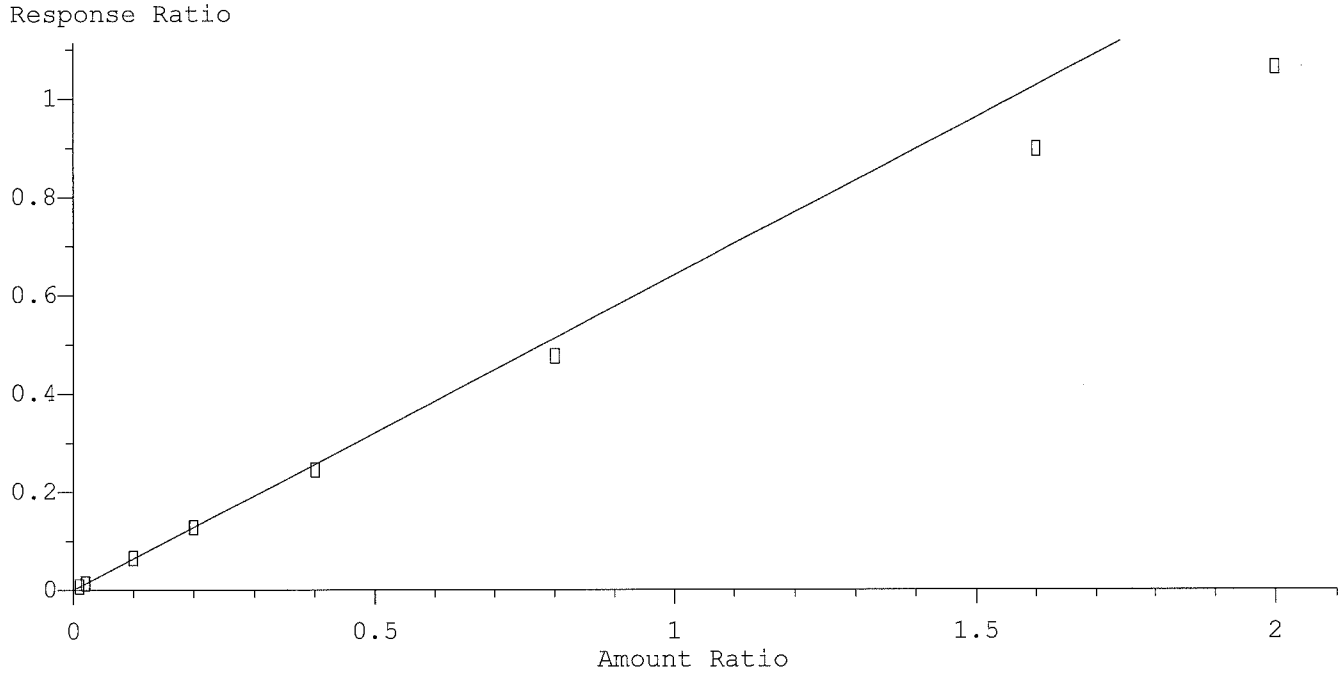

Resp Ratio = 6.40e-001 * Amt
RF Rel Std Dev = 13.9% Curve Fit: Avg RF

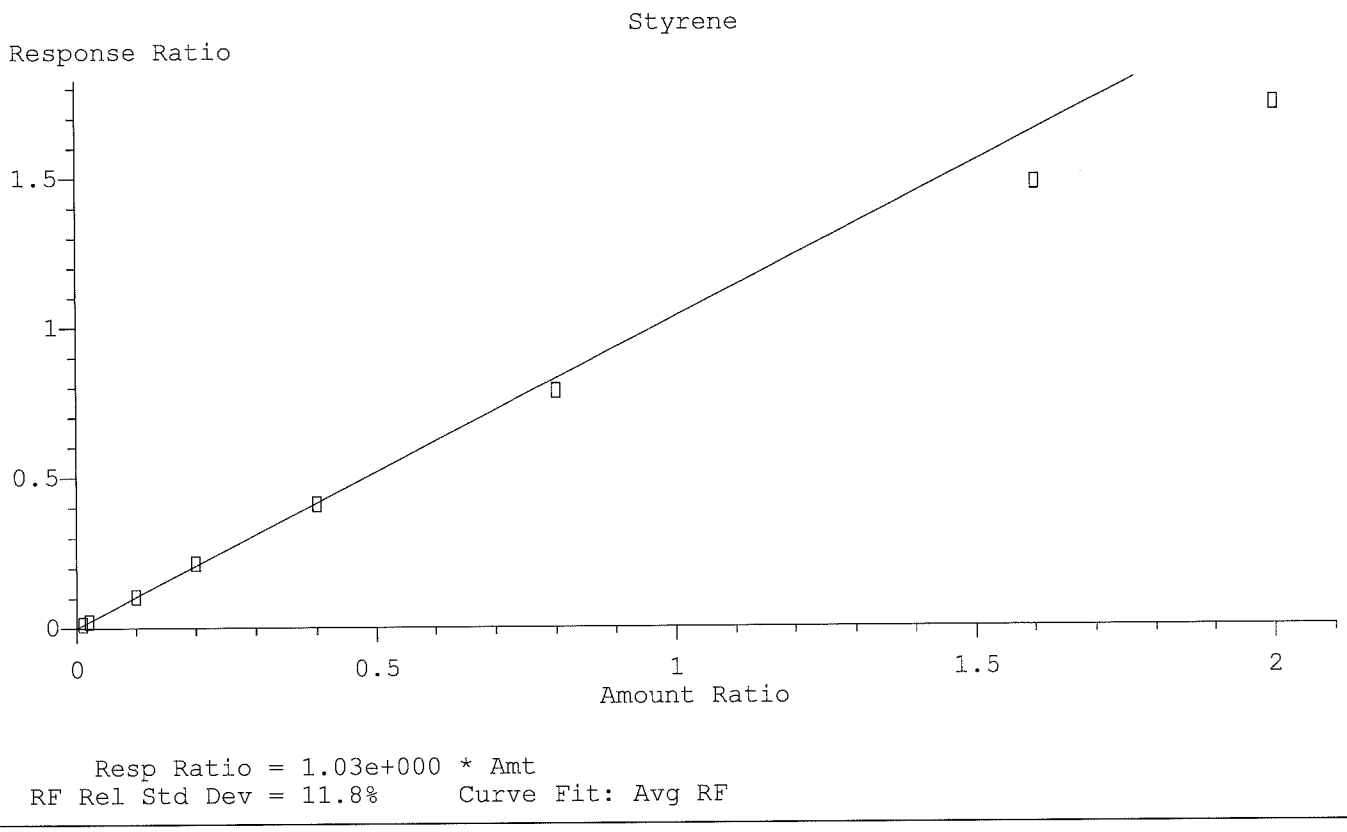

Resp Ratio = 1.03e+000 * Amt
RF Rel Std Dev = 11.8% Curve Fit: Avg RF

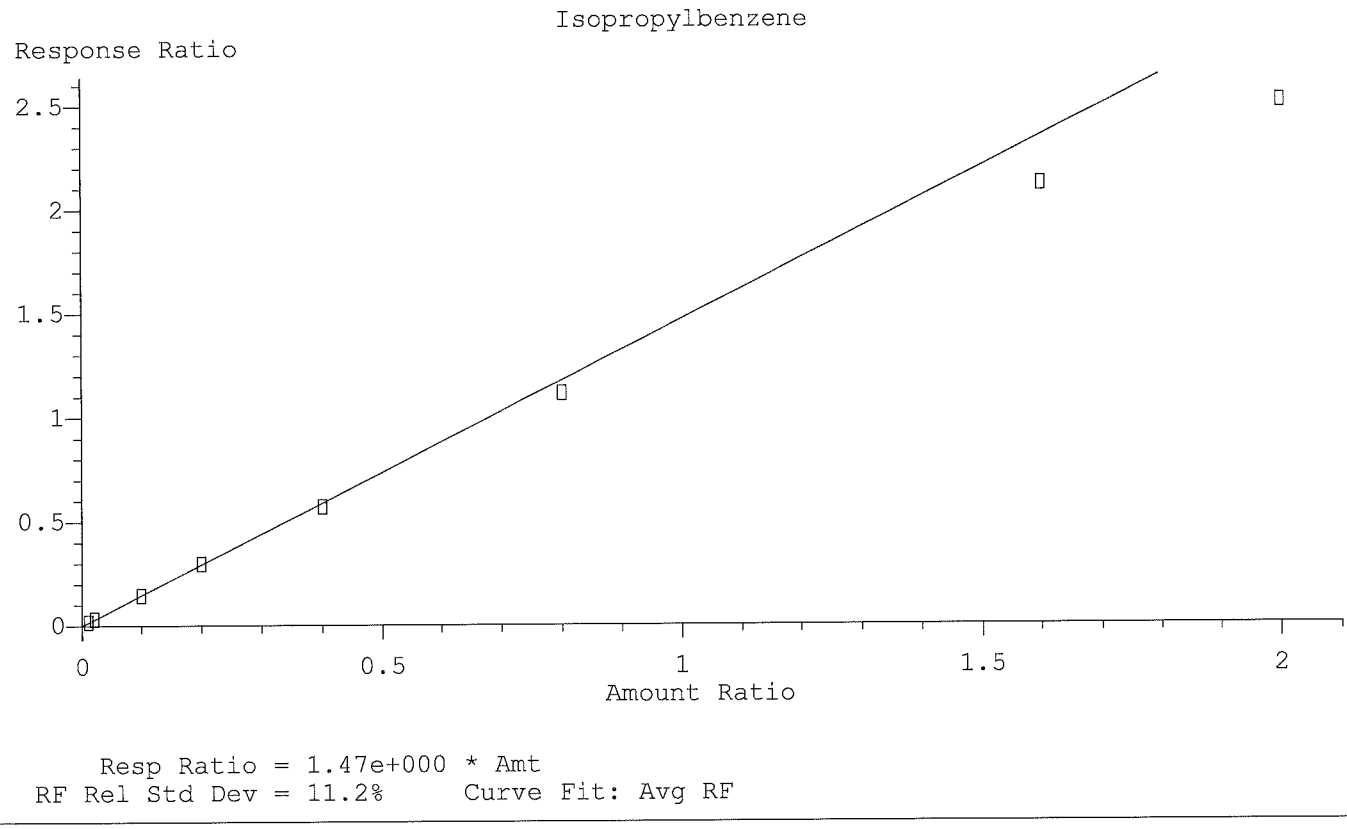

Resp Ratio = 1.47e+000 * Amt
RF Rel Std Dev = 11.2% Curve Fit: Avg RF

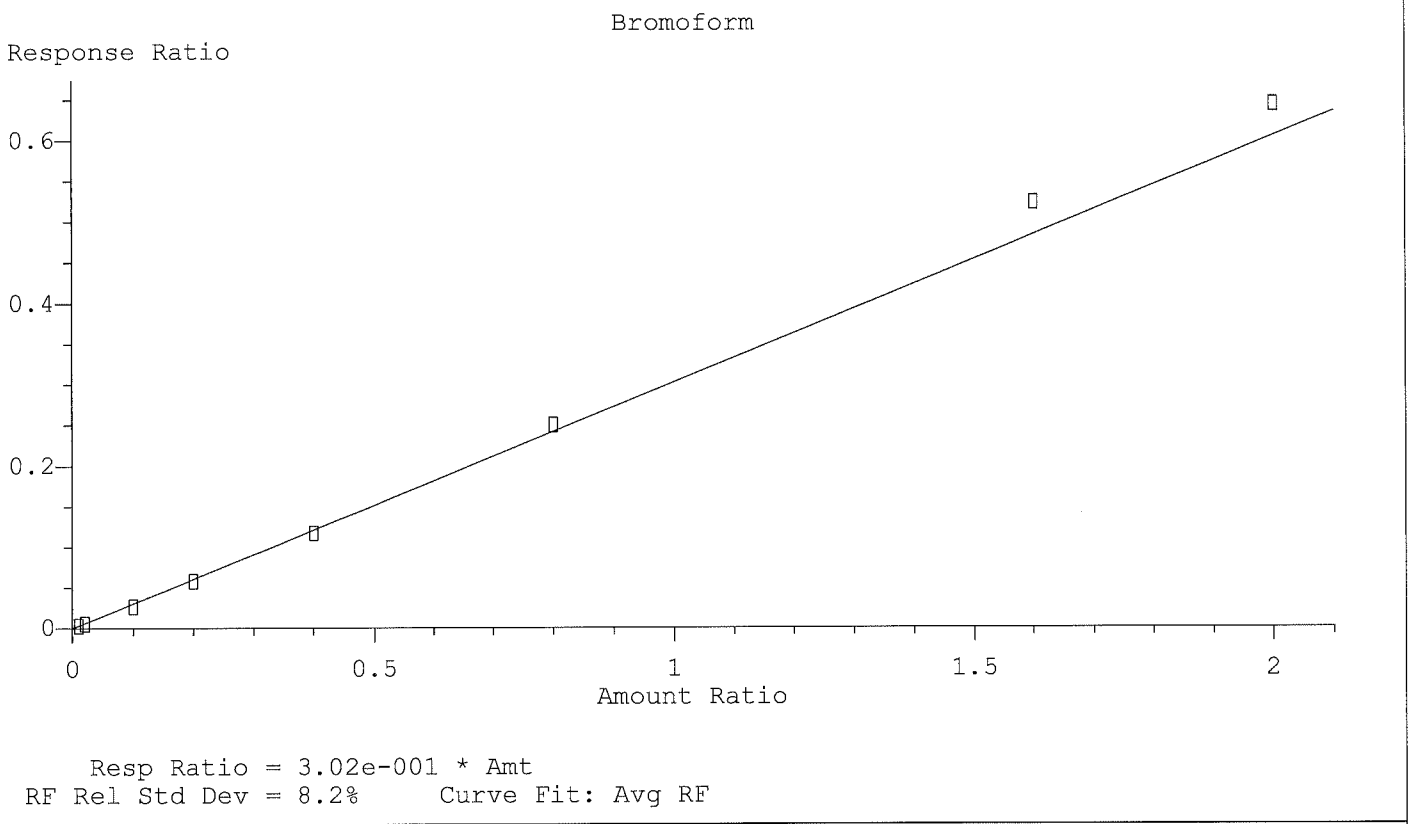

Resp Ratio = 3.02e-001 * Amt
RF Rel Std Dev = 8.2% Curve Fit: Avg RF

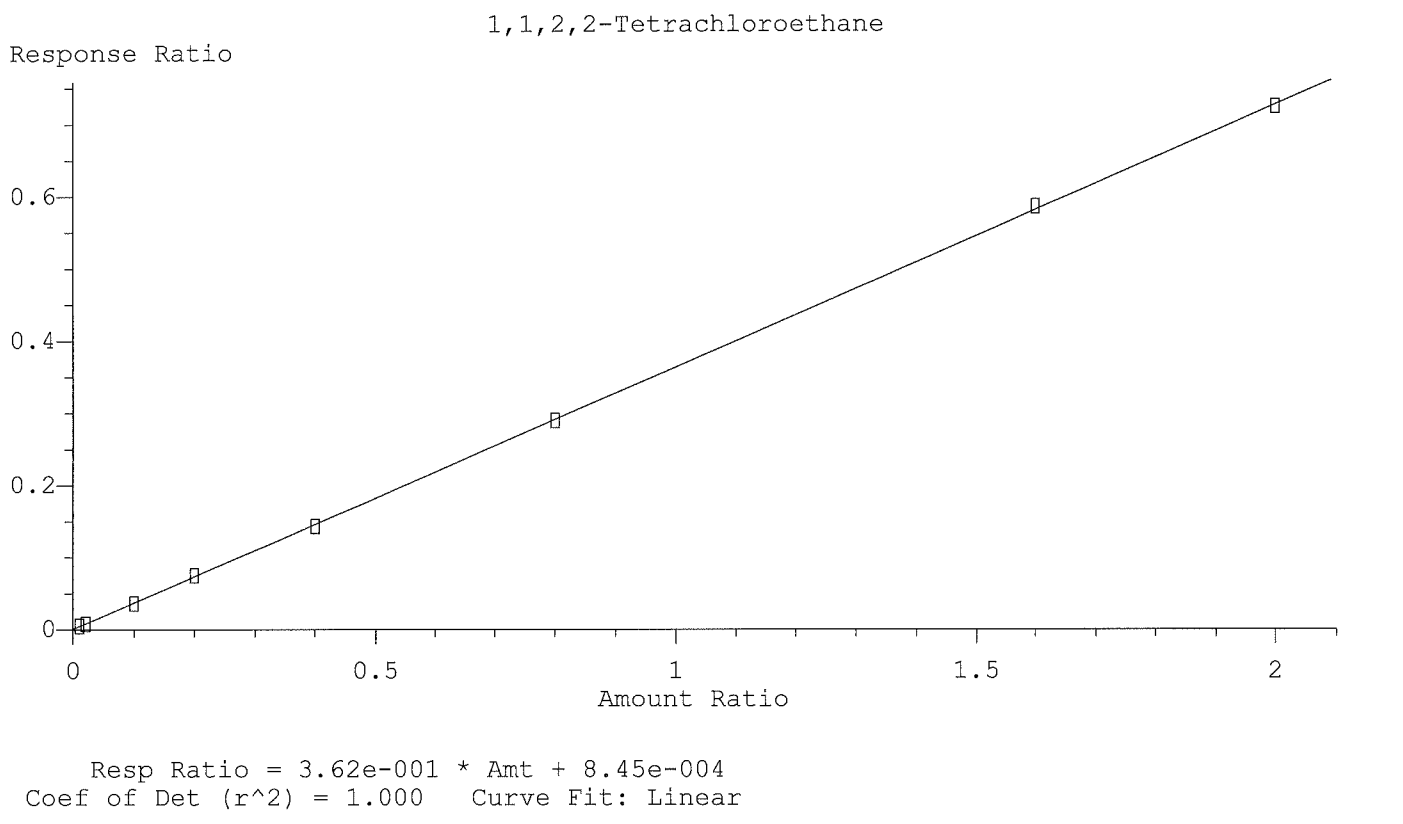

Resp Ratio = 3.62e-001 * Amt + 8.45e-004
Coef of Det (r^2) = 1.000 Curve Fit: Linear

4-Bromofluorobenzene

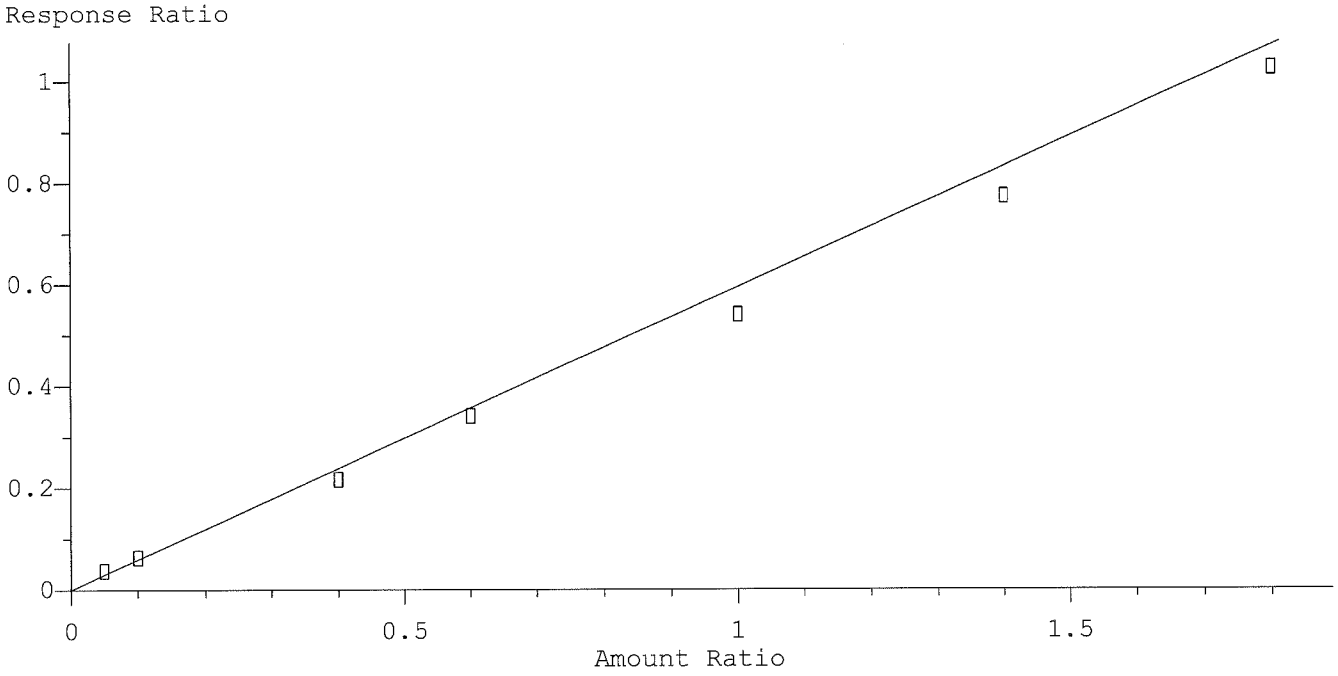

Resp Ratio = 5.94e-001 * Amt
RF Rel Std Dev = 13.2% Curve Fit: Avg RF

2-Hexanone

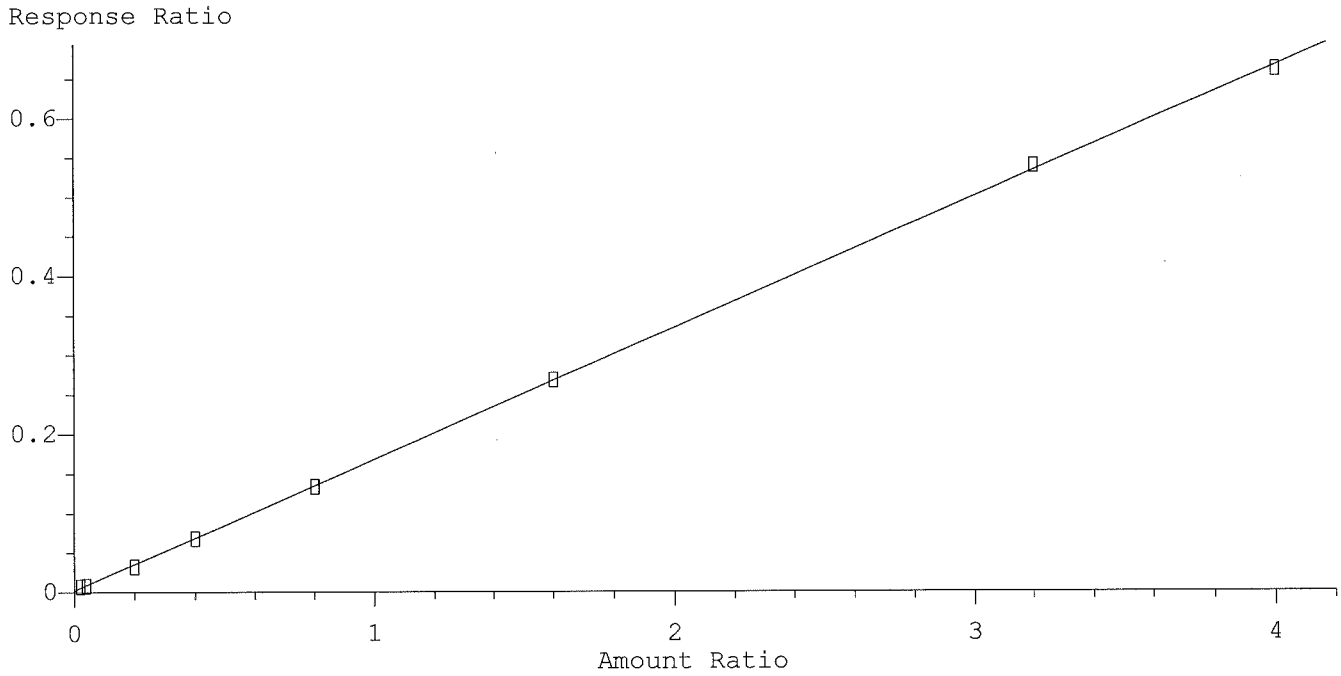

Resp Ratio = 1.66e-001 * Amt + 1.80e-003
Coef of Det (r^2) = 1.000 Curve Fit: Linear

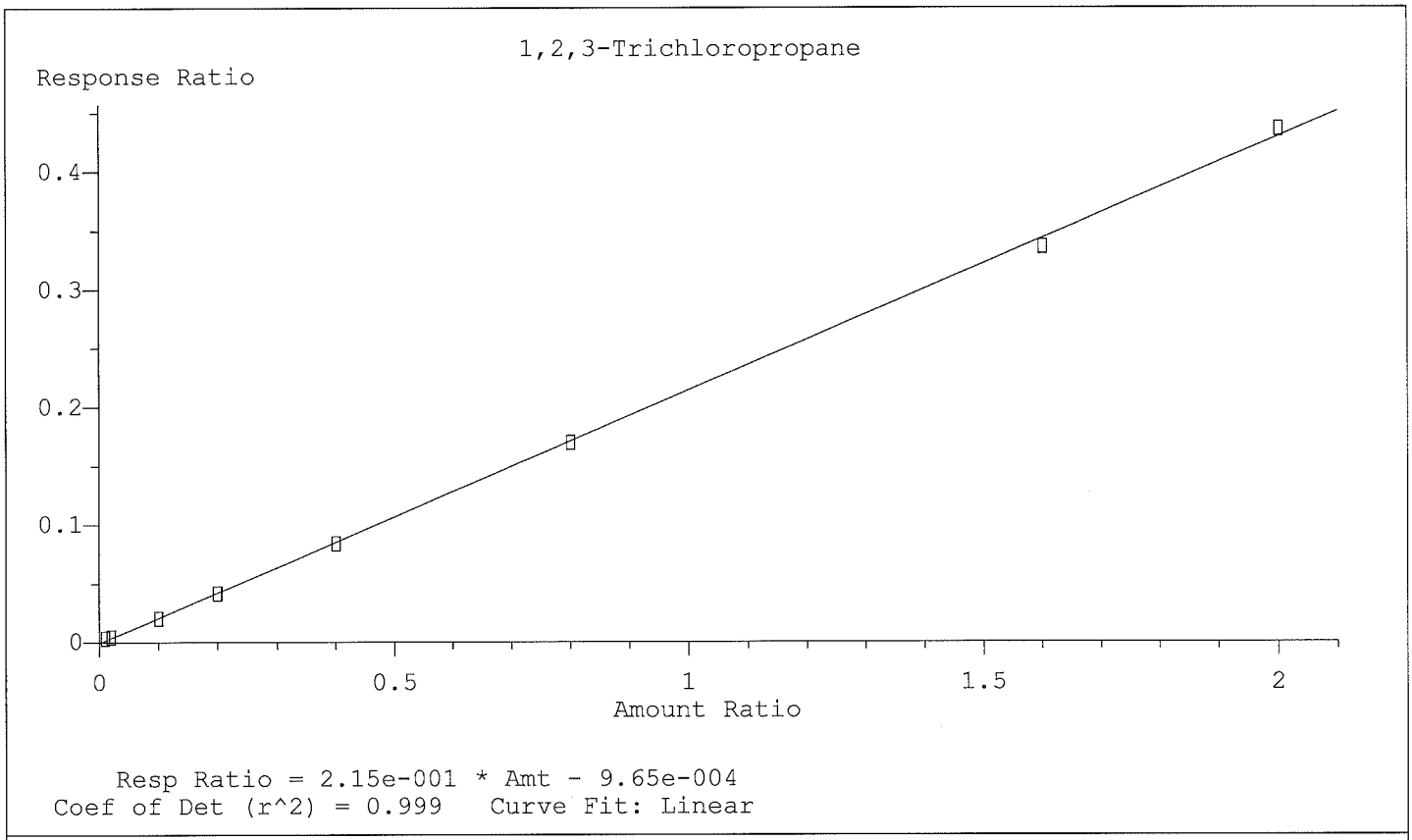

Resp Ratio = 2.15e-001 * Amt - 9.65e-004
Coef of Det (r^2) = 0.999 Curve Fit: Linear

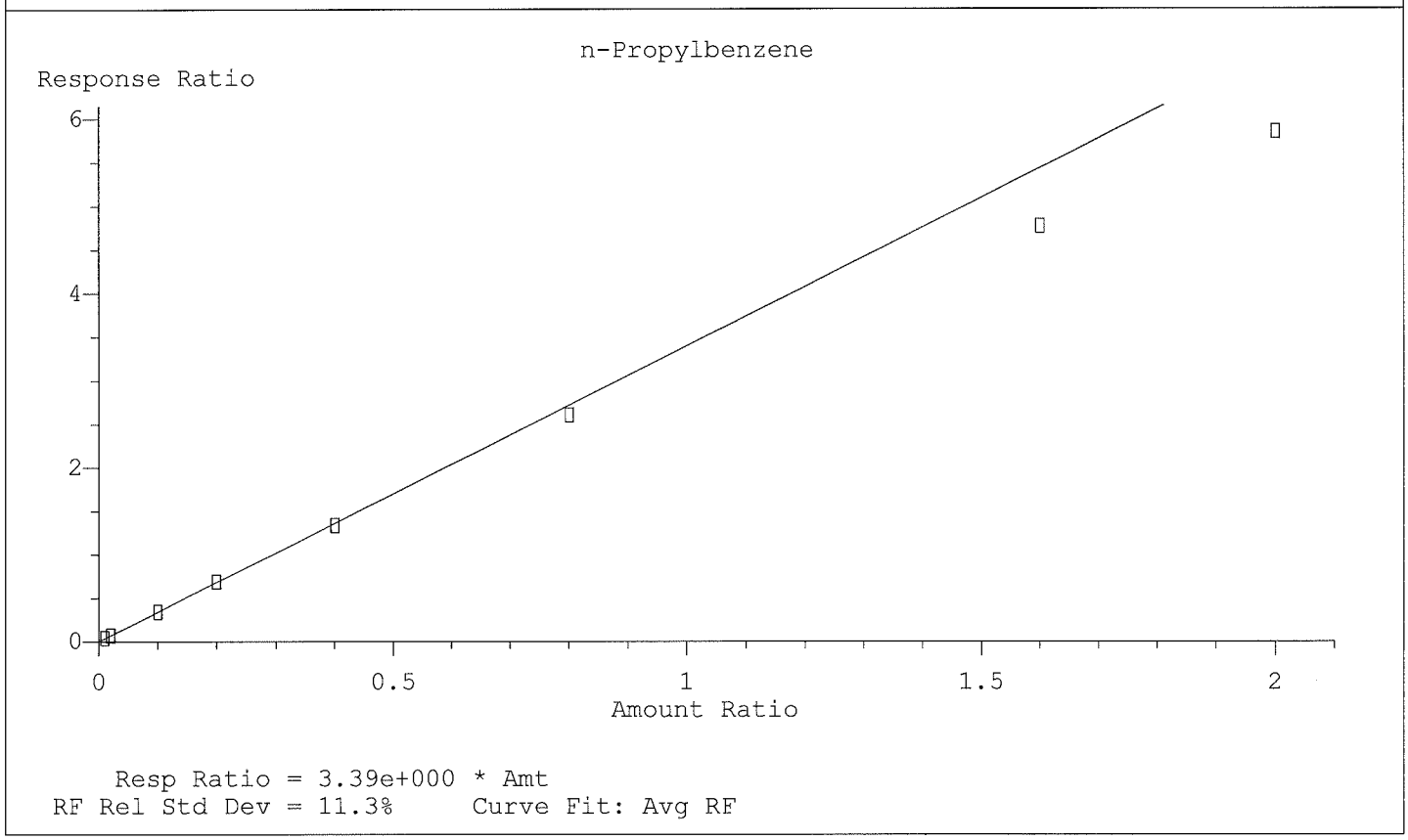

Resp Ratio = 3.39e+000 * Amt
RF Rel Std Dev = 11.3% Curve Fit: Avg RF

Bromobenzene

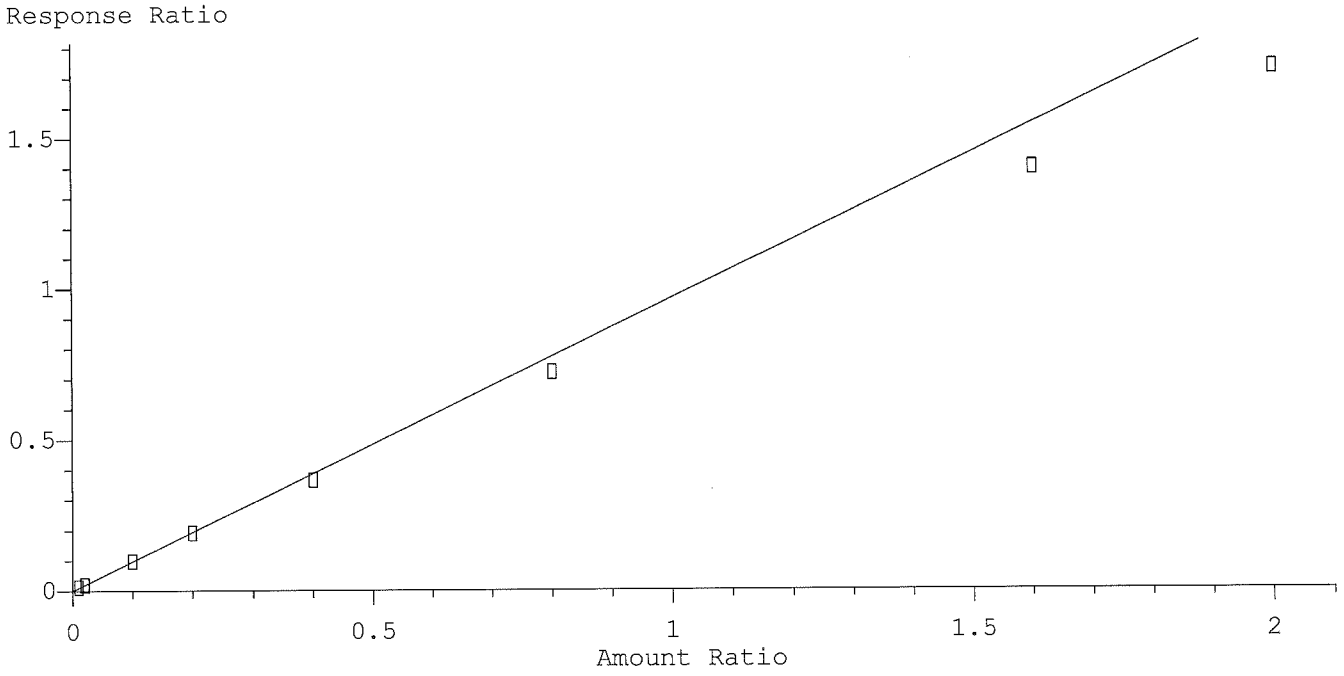

Resp Ratio = 9.68e-001 * Amt
RF Rel Std Dev = 12.2% Curve Fit: Avg RF

1,3,5-Trimethylbenzene

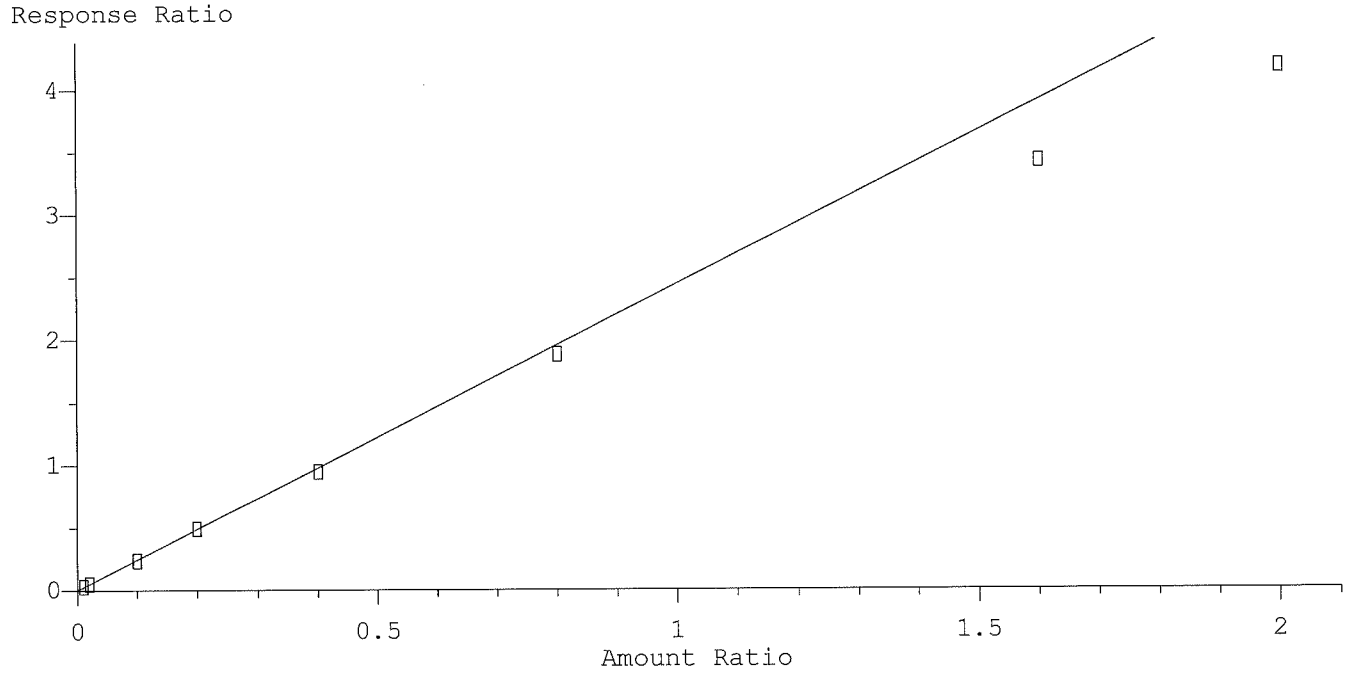

Resp Ratio = 2.44e+000 * Amt
RF Rel Std Dev = 13.5% Curve Fit: Avg RF

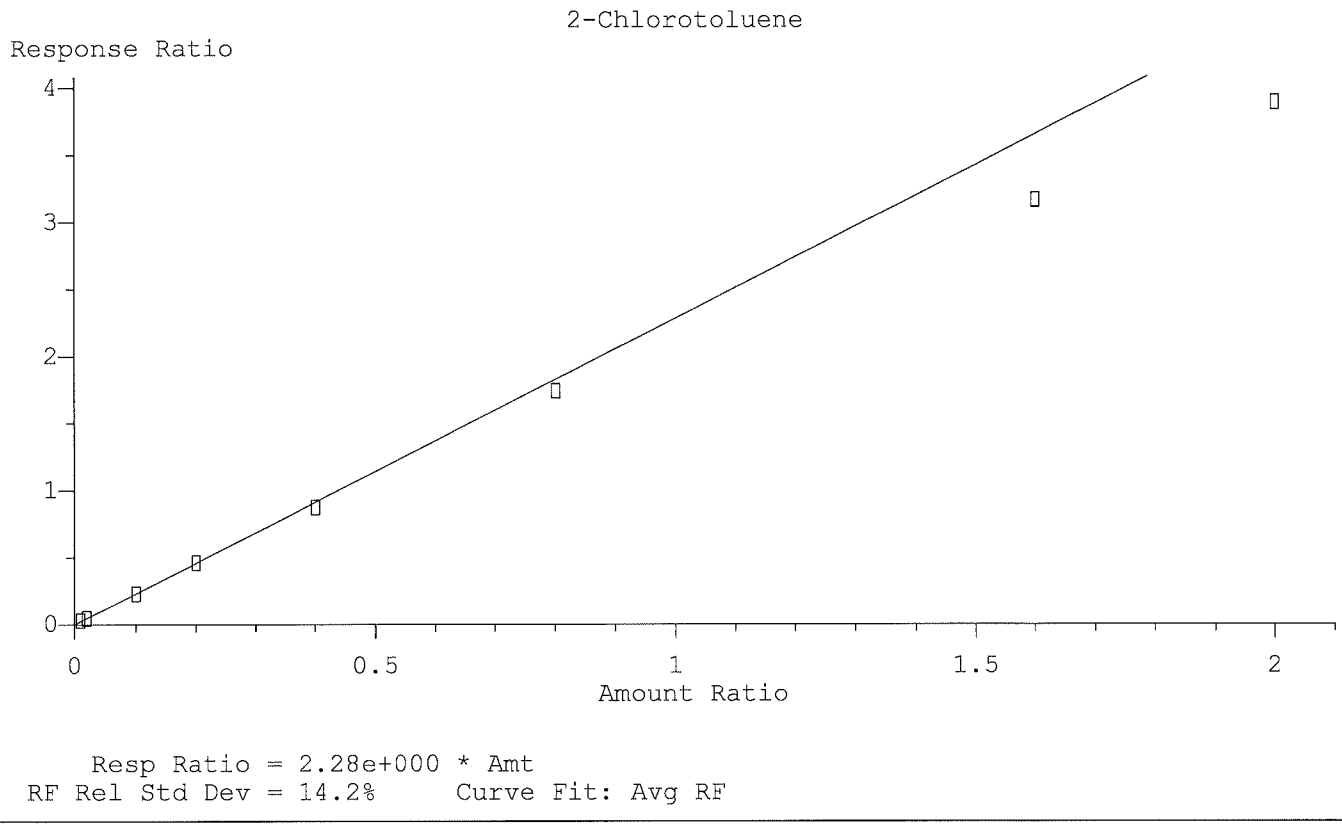

Resp Ratio = 2.28e+000 * Amt
RF Rel Std Dev = 14.2% Curve Fit: Avg RF

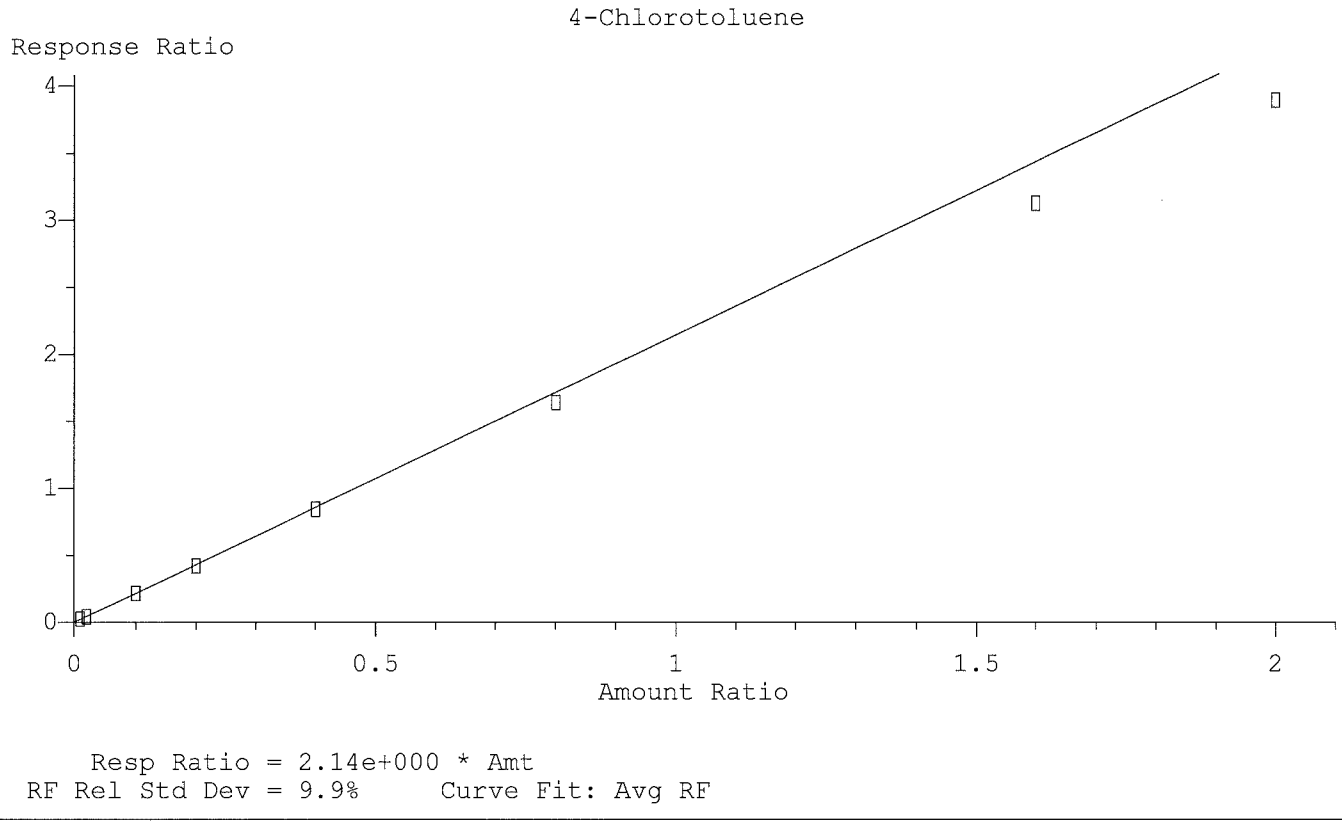

Resp Ratio = 2.14e+000 * Amt
RF Rel Std Dev = 9.9% Curve Fit: Avg RF

tert-Butylbenzene

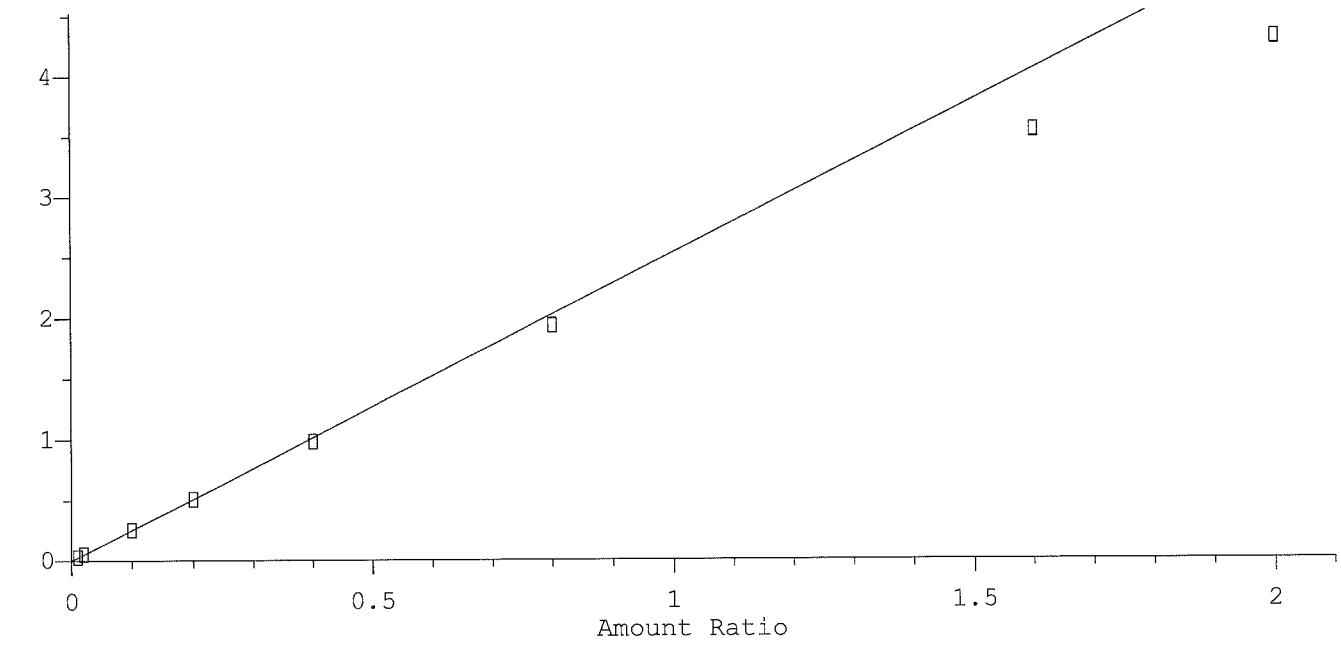

Resp Ratio = 2.53e+000 * Amt
RF Rel Std Dev = 12.8% Curve Fit: Avg RF

1,2,4-Trimethylbenzene

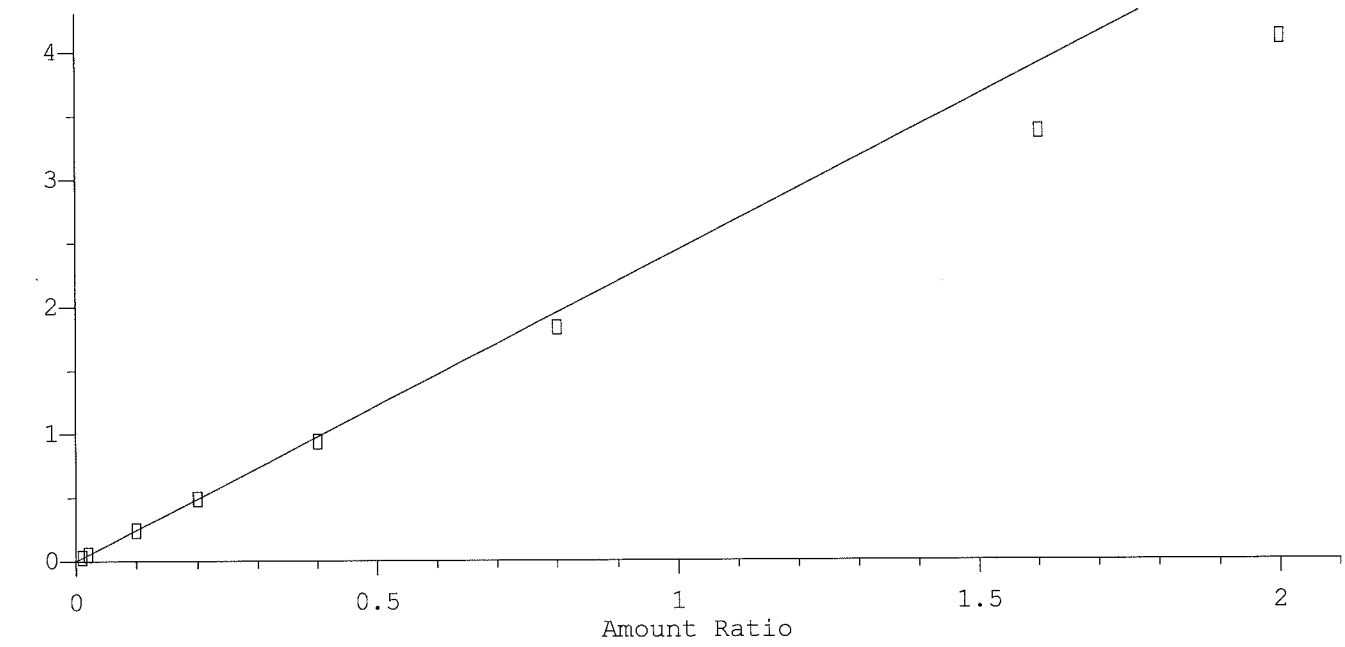

Resp Ratio = 2.44e+000 * Amt
RF Rel Std Dev = 14.1% Curve Fit: Avg RF

sec-Butylbenzene

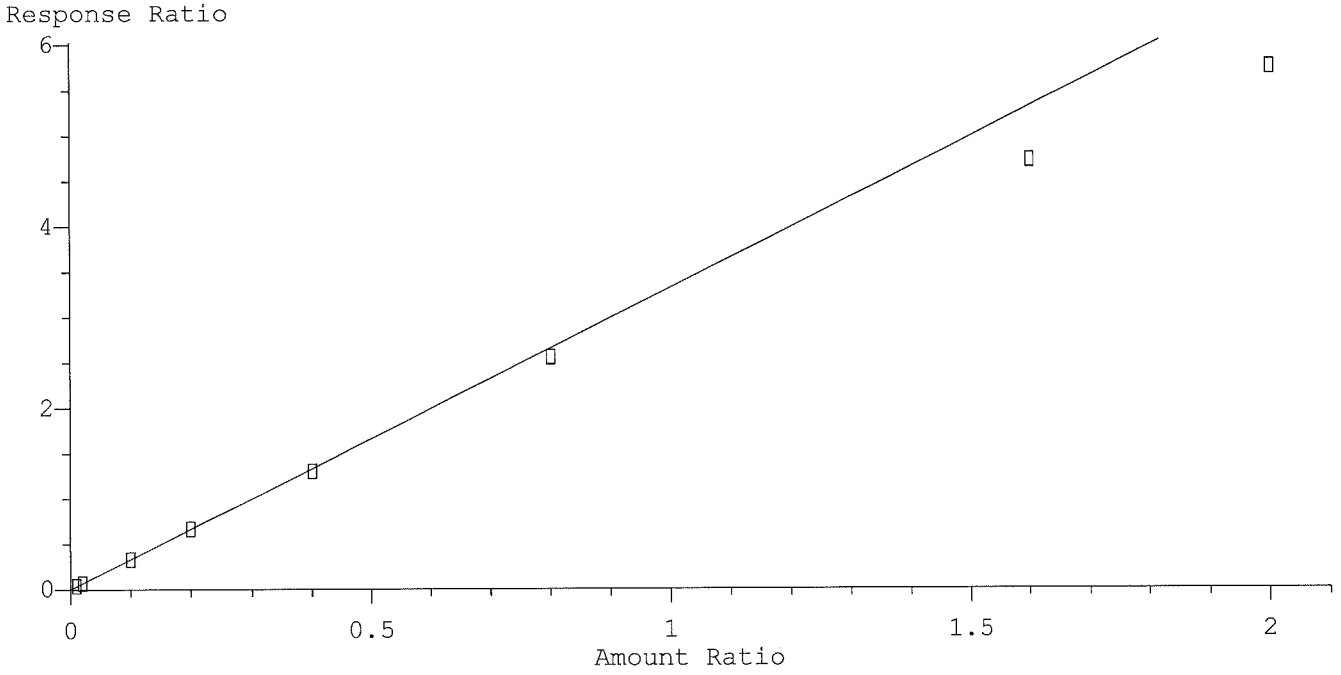

Resp Ratio = 3.32e+000 * Amt
RF Rel Std Dev = 11.4% Curve Fit: Avg RF

4-Isopropyltoluene

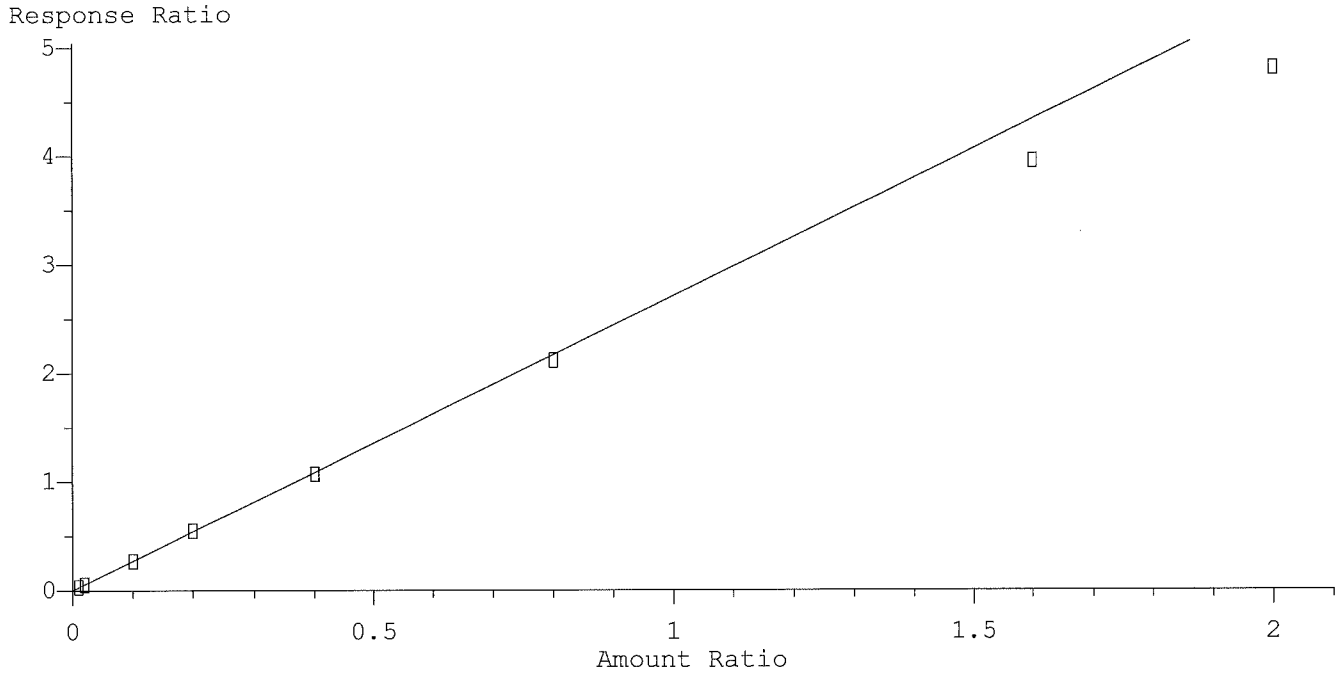

Resp Ratio = 2.70e+000 * Amt
RF Rel Std Dev = 9.2% Curve Fit: Avg RF

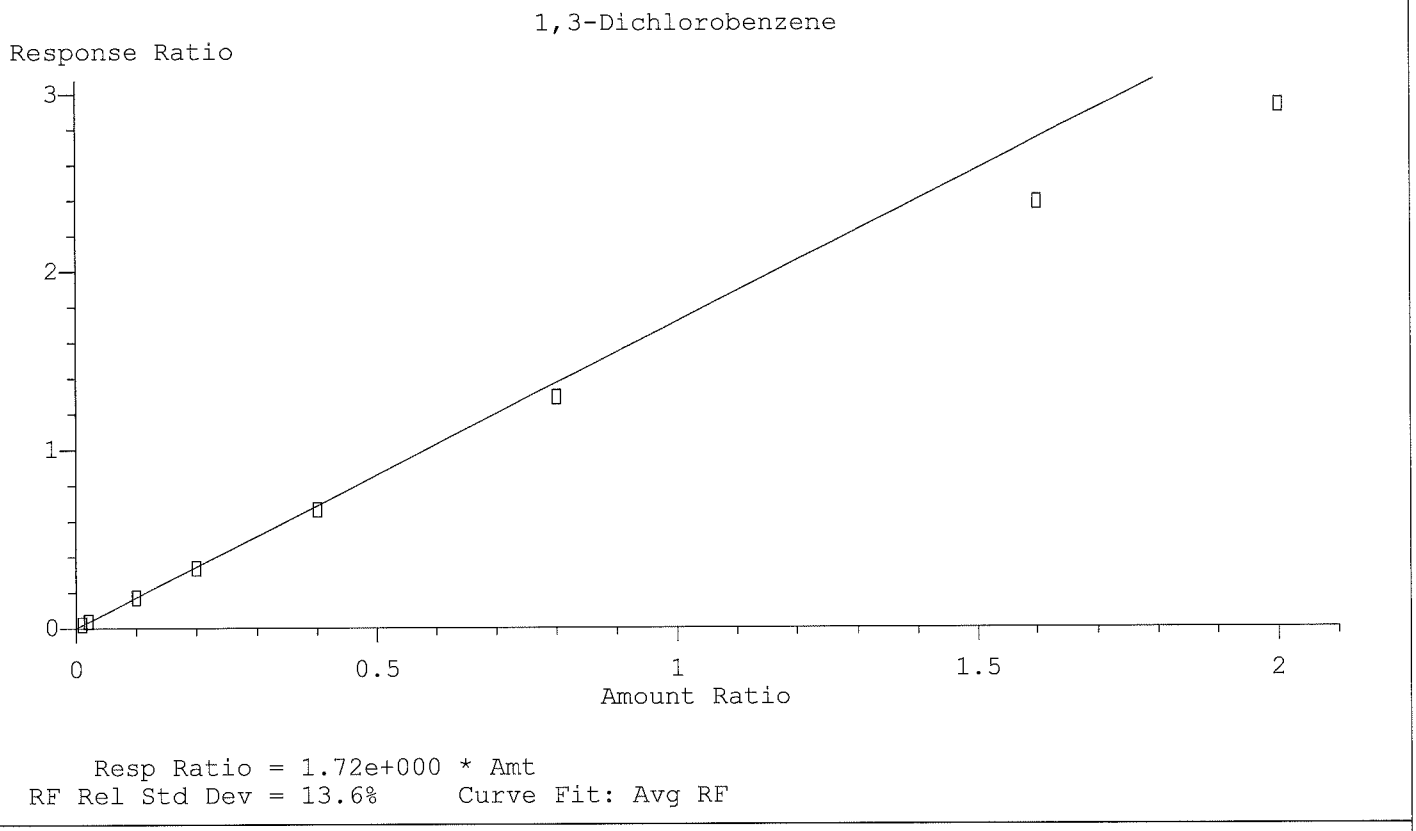

Resp Ratio = 1.72e+000 * Amt
RF Rel Std Dev = 13.6% Curve Fit: Avg RF

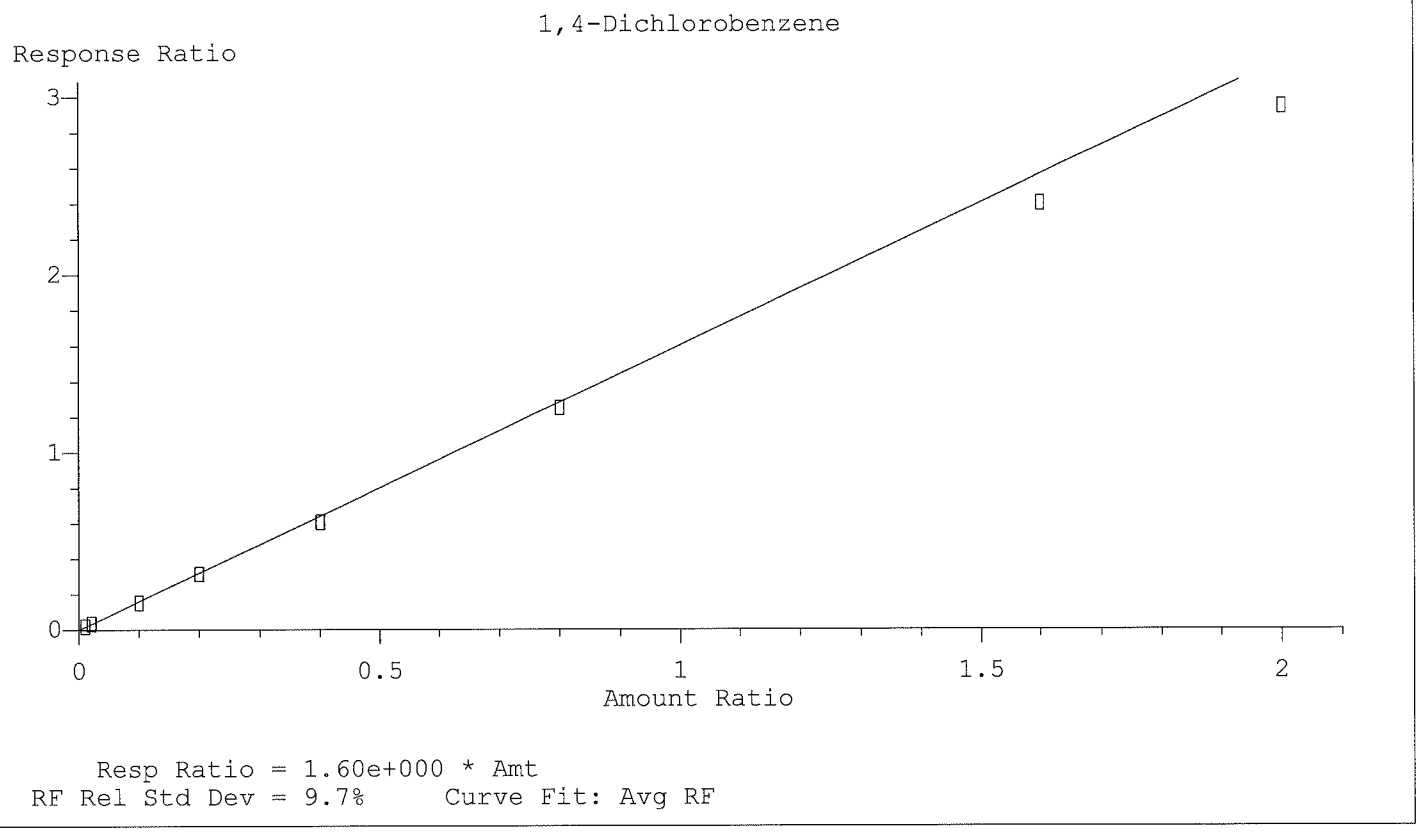

Resp Ratio = 1.60e+000 * Amt
RF Rel Std Dev = 9.7% Curve Fit: Avg RF

Dicyclopentadiene

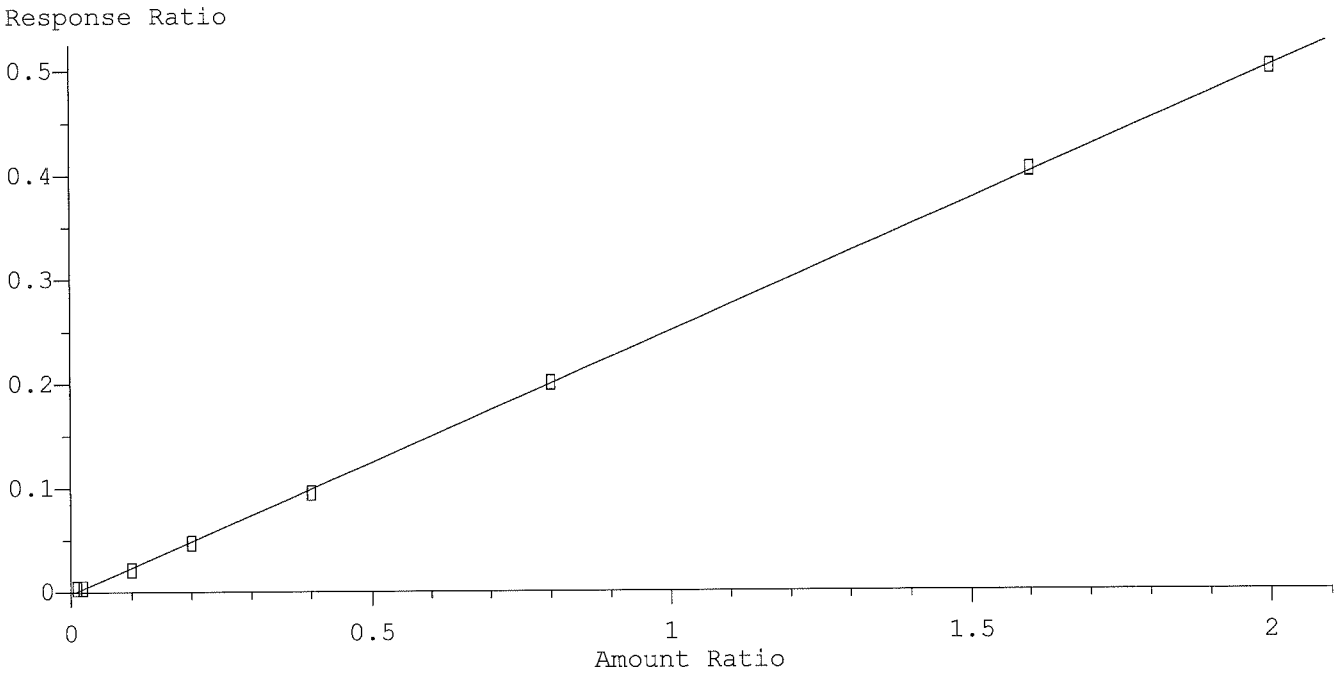

Resp Ratio = 2.52e-001 * Amt - 2.13e-003
Coef of Det (r^2) = 1.000 Curve Fit: Linear

n-Butylbenzene

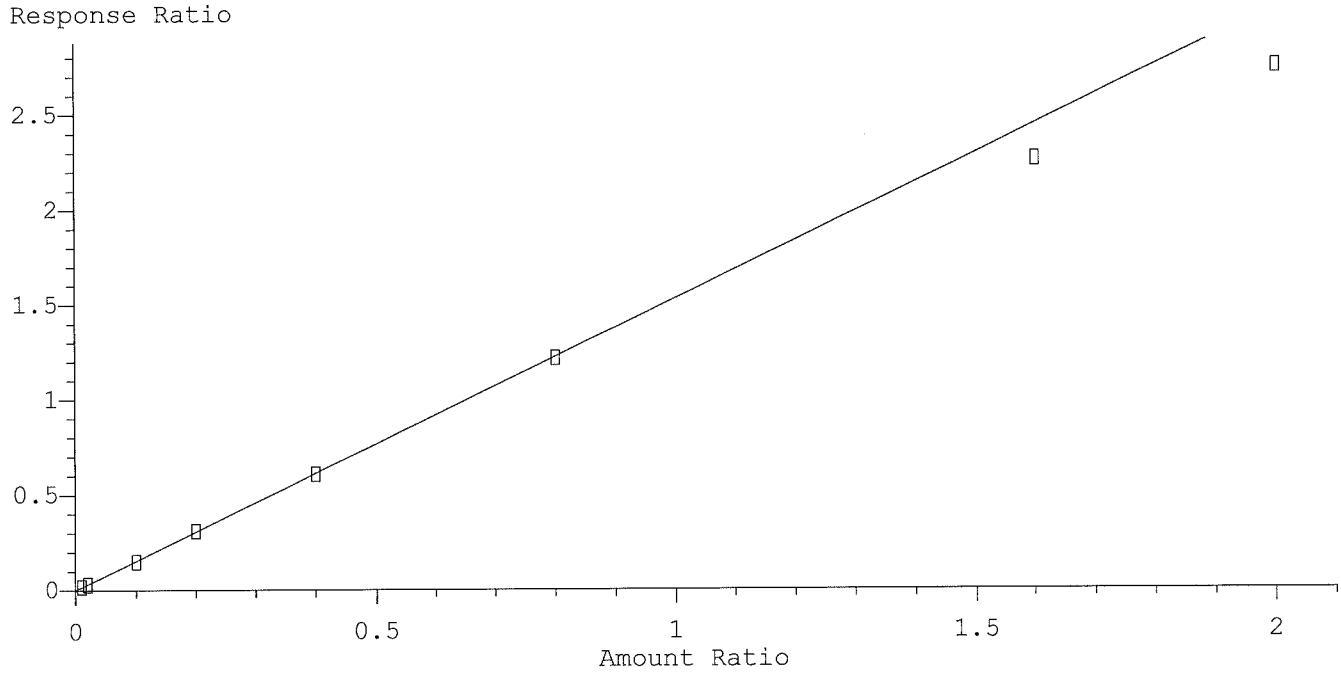

Resp Ratio = 1.53e+000 * Amt
RF Rel Std Dev = 9.6% Curve Fit: Avg RF

1,2-Dichlorobenzene

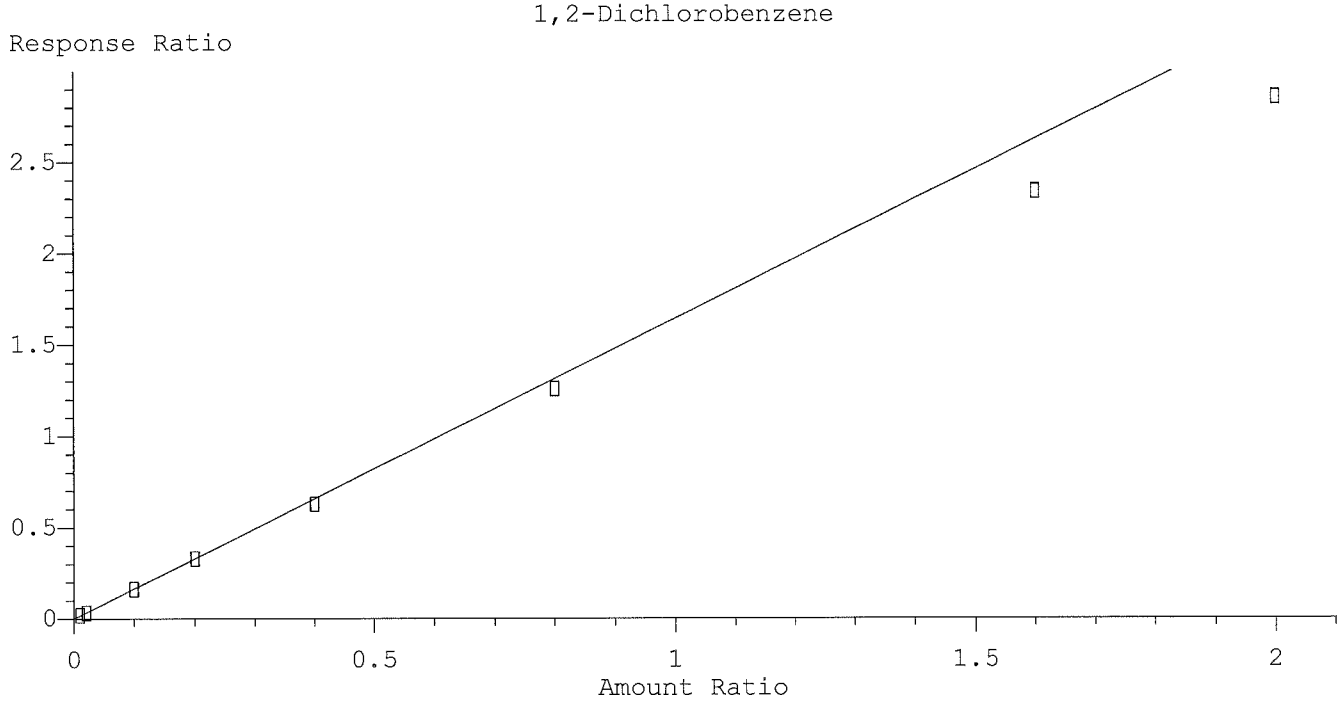

Resp Ratio = 1.64e+000 * Amt
RF Rel Std Dev = 14.0% Curve Fit: Avg RF

1,2-Dibromo-3-chloropropane

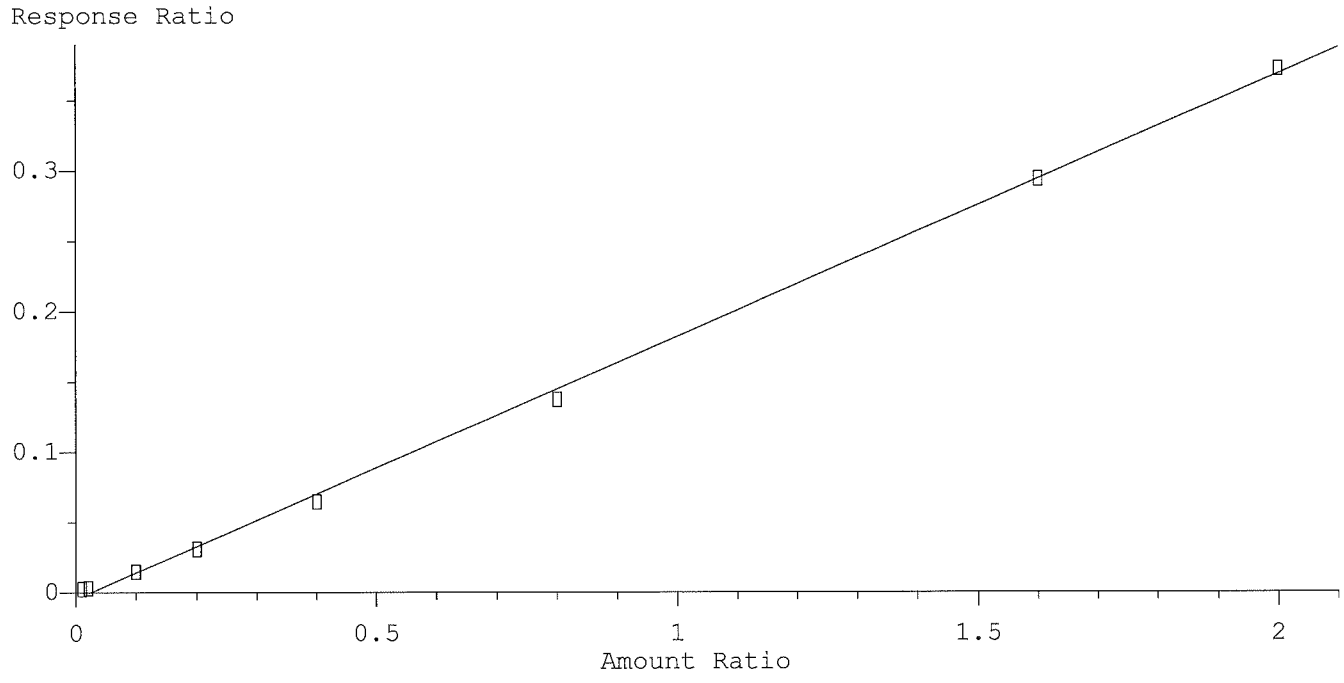

Resp Ratio = 1.87e-001 * Amt - 4.67e-003
Coef of Det (r^2) = 0.999 Curve Fit: Linear

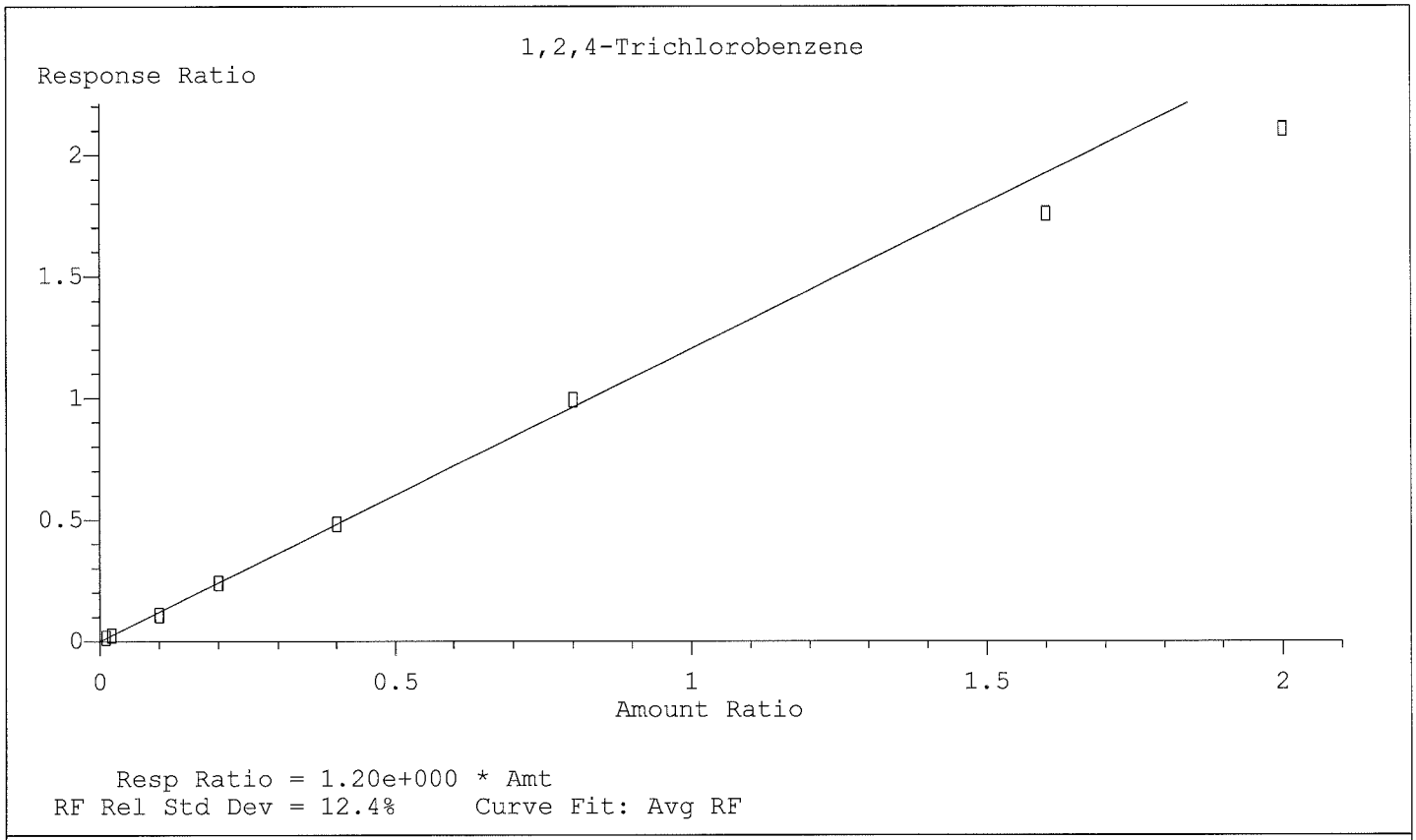

Resp Ratio = 1.20e+000 * Amt
RF Rel Std Dev = 12.4% Curve Fit: Avg RF

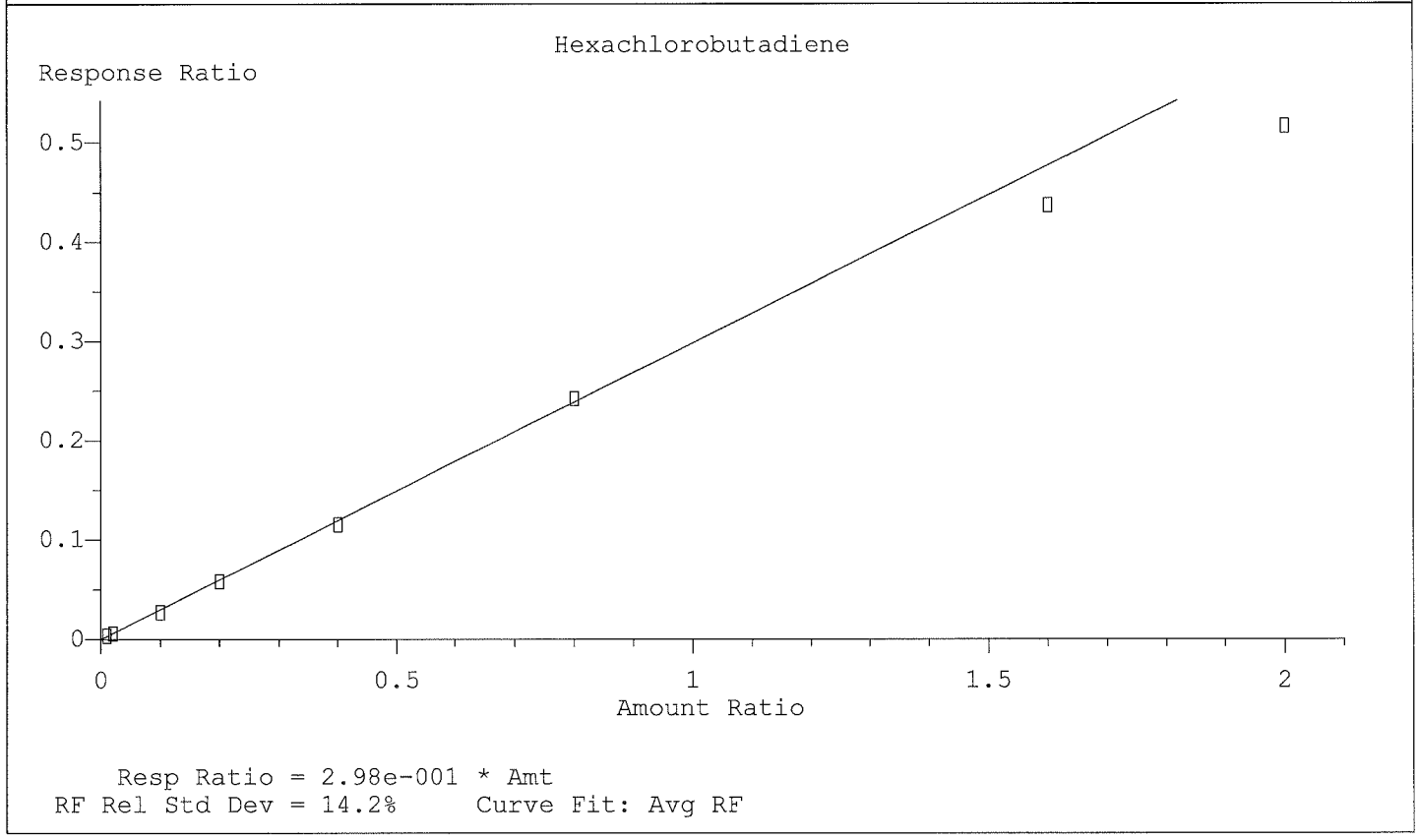

Resp Ratio = 2.98e-001 * Amt
RF Rel Std Dev = 14.2% Curve Fit: Avg RF

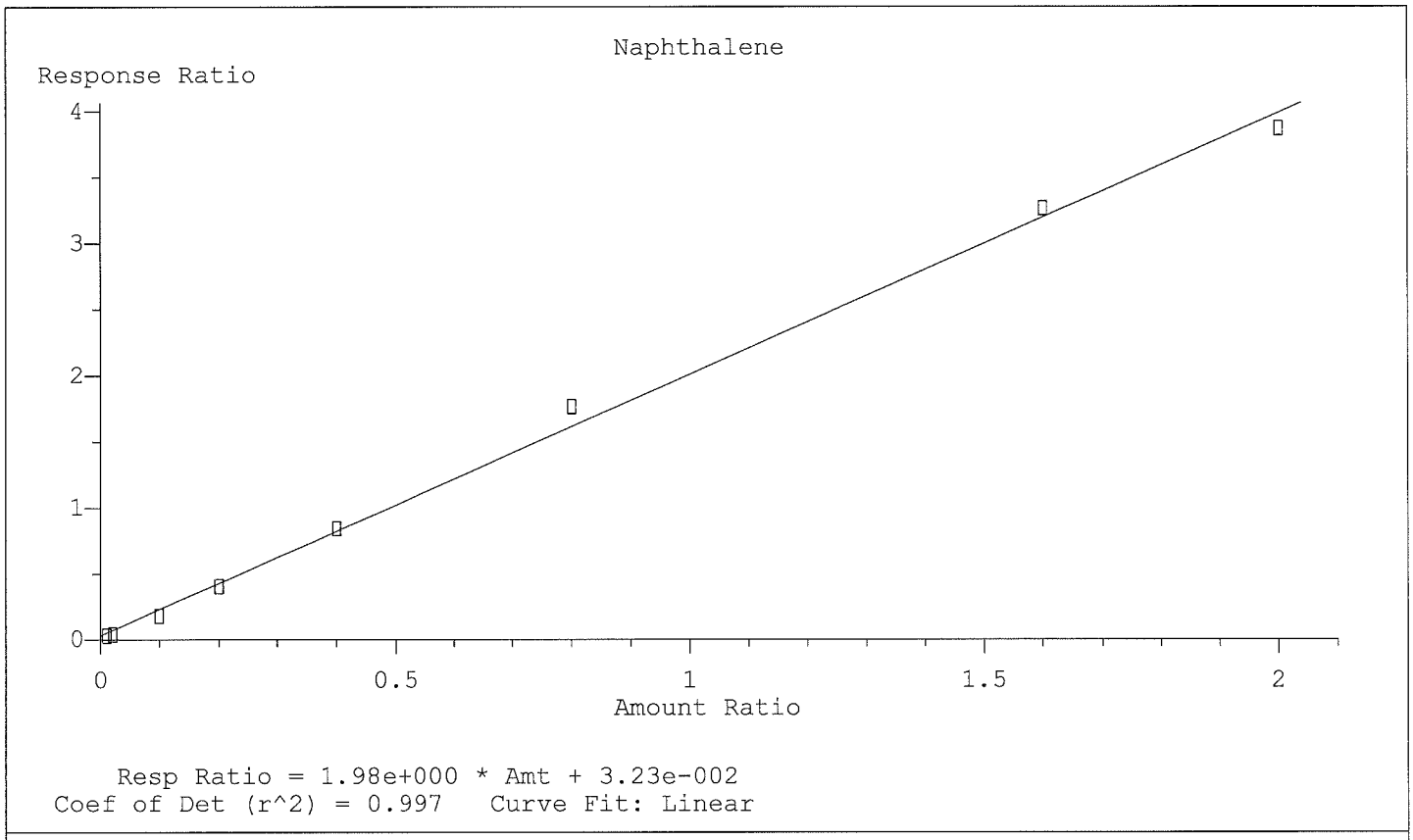

Resp Ratio = 1.98e+000 * Amt + 3.23e-002
Coef of Det (r^2) = 0.997 Curve Fit: Linear

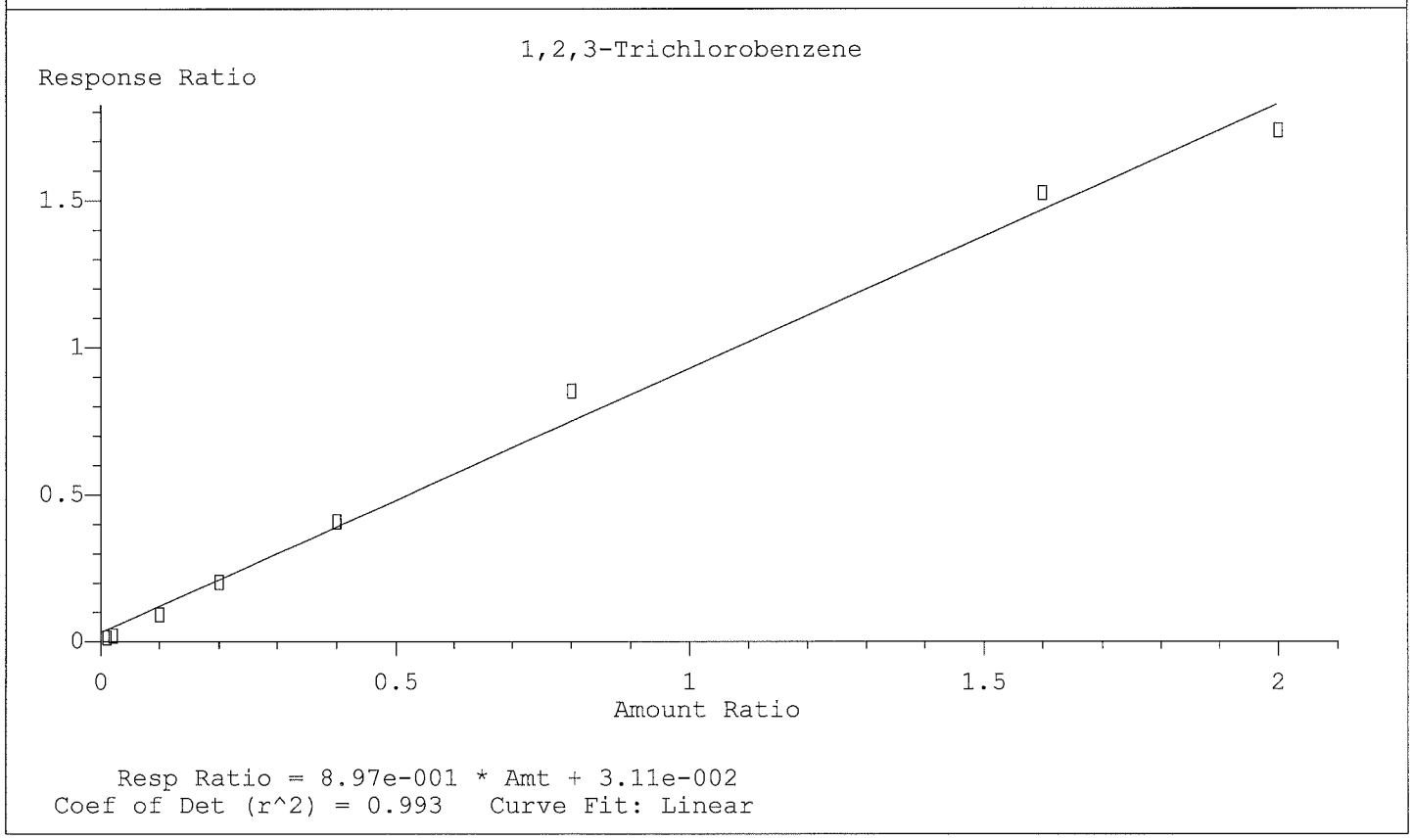

Resp Ratio = 8.97e-001 * Amt + 3.11e-002
Coef of Det (r^2) = 0.993 Curve Fit: Linear

Calibration Plot Report

Data Path : H:\VOA\A228\130325\
Data File : 13032501.D
Acq On : 25 Mar 2013 11:34
Operator : JM
Sample : BFB
Misc : TUNE CHECK
ALS Vial : 1 Sample Multiplier: 1

Integration File: RTEINT.P

Method : H:\VOA\A228\METHODS\130325.M
Title : 8260B_S
Last Update : Mon Mar 25 16:59:22 2013

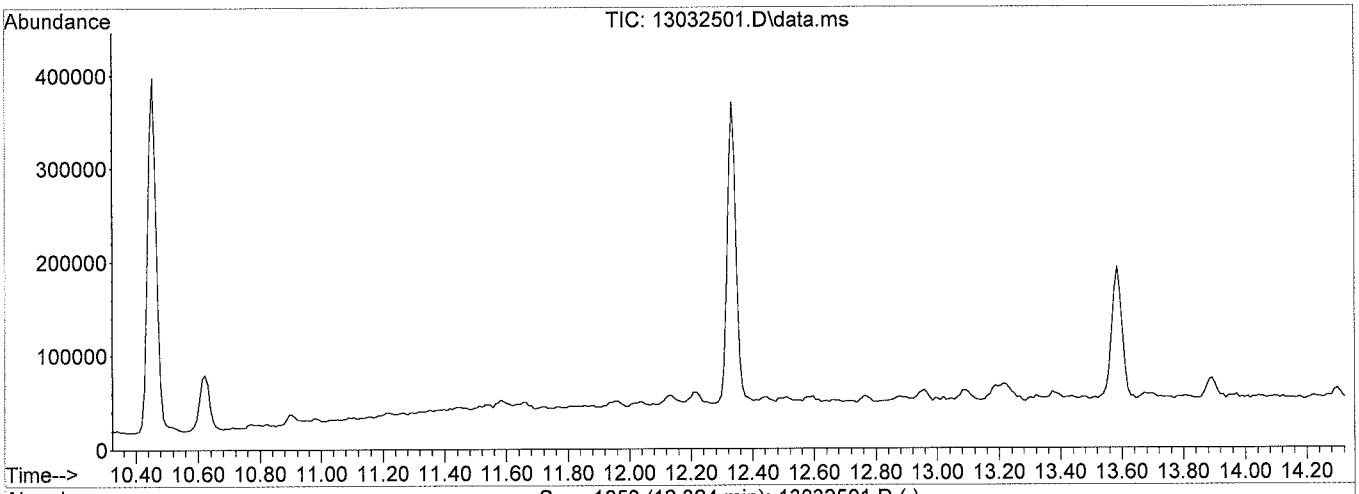

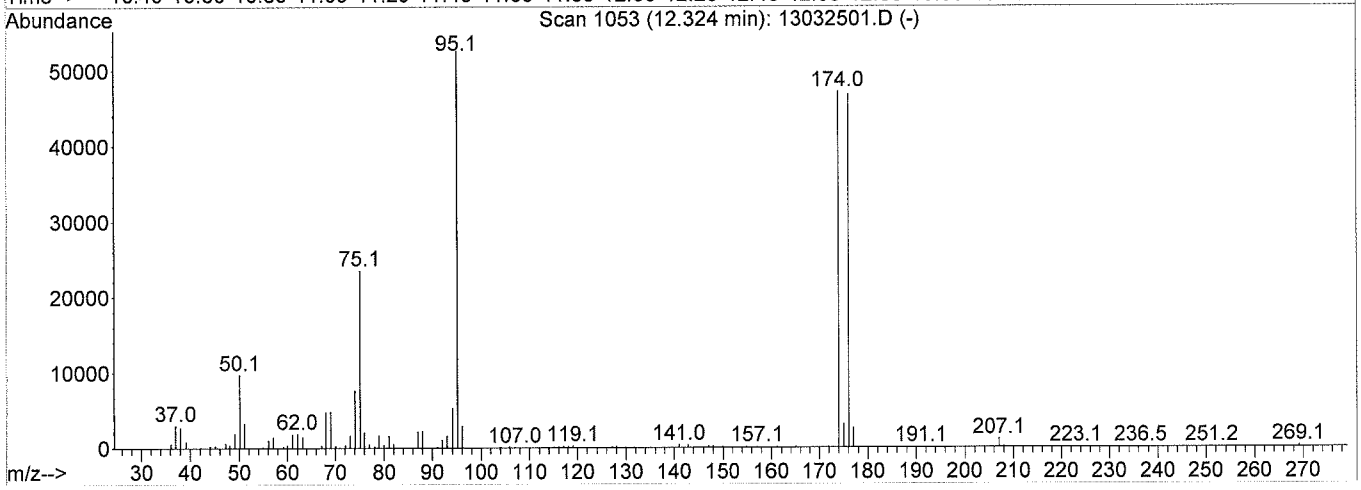

Spectrum Information: Scan 1053

Target Mass	Rel. to Mass	Lower Limit%	Upper Limit%	Rel. Abn%	Raw Abn	Result Pass/Fail
50	95	15	40	18.4	9698	PASS
75	95	30	60	44.7	23526	PASS
95	95	100	100	100.0	52612	PASS
96	95	5	9	5.5	2873	PASS
173	174	0.00	2	0.0	0	PASS
174	95	50	100	89.6	47162	PASS
175	174	5	9	6.6	3124	PASS
176	174	95	101	99.2	46802	PASS
177	176	5	9	5.5	2563	PASS

Quantitation Report (QT Reviewed)

Data Path : H:\VOA\A228\130325\
Data File : 13032502.D
Acq On : 25 Mar 2013 12:03
Operator : JM
Sample : IB
Misc : BLANK
ALS Vial : 2 Sample Multiplier: 1

Quant Time: Mar 25 17:01:14 2013
Quant Method : H:\VOA\A228\METHODS\130325.M
Quant Title : 8260B_S
QLast Update : Mon Mar 25 16:43:10 2013
Response via : Initial Calibration

Compound	R.T.	QIon	Response	Conc	Units		Dev(Min)
Internal Standards							
1) Pentafluorobenzene (IS)	8.566	168	696142	50.00	ug/L		-0.01
30) 1,4-Difluorobenzene (IS)	9.254	114	904896	50.00	ug/L		0.00
47) Chlorobenzene-d5 (IS)	11.512	117	775008	50.00	ug/L		0.00
68) 1,4-Dichlorobenzene-d4...	13.214	152	442283	50.00	ug/L		0.00
System Monitoring Compounds							
22) Dibromofluoromethane	8.602	113	291984	47.84	ug/L		0.00
Spiked Amount 50.000	Range 52 - 140		Recovery = 95.68%				
45) 1,2-Dichloroethane-d4	8.919	65	271214	46.57	ug/L		0.00
Spiked Amount 50.000	Range 54 - 133		Recovery = 93.14%				
46) Toluene-d8	10.454	98	844470	45.92	ug/L		0.00
Spiked Amount 50.000	Range 63 - 126		Recovery = 91.84%				
66) 4-Bromofluorobenzene	12.332	95	404041	43.85	ug/L		0.00
Spiked Amount 50.000	Range 62 - 123		Recovery = 87.70%				
Target Compounds							Qvalue
2) Dichlorodifluoromethane	4.113	85	579	Below Cal		#	82
3) Chloromethane	4.431	50	707	Below Cal			81
5) 1,3-Butadiene	4.748	54	297	Below Cal		#	1
6) Bromomethane	5.083	94	460	Below Cal		#	39
20) Chloroform	8.461	83	630	Below Cal		#	9
24) Acetone	6.388	43	8861	Below Cal		#	89
25) 2-Butanone	8.178	43	27761	Below Cal			71
34) Benzene	9.007	78	879	Below Cal		#	39
40) Methyl cyclohexane	9.528	56	1799	Below Cal		#	1
44) 4-Methyl-2-pentanone	10.295	43	3283	Below Cal			97
48) Toluene	10.498	92	1075	Below Cal		#	79
52) Tetrachloroethene	10.939	166	259	Below Cal		#	66
57) n-Nonane	11.582	57	771	Below Cal		#	93
58) 1,1,1,2-Tetrachloroethane	11.573	131	151	Below Cal		#	1
59) Ethylbenzene	11.573	91	423	Below Cal		#	69
65) 1,1,2,2-Tetrachloroethane	12.376	83	633	Below Cal			80
67) 2-Hexanone	10.903	43	3080	0.65	ug/L	#	80
87) Naphthalene	15.383	128	12597	Below Cal			90
88) 1,2,3-Trichlorobenzene	15.665	180	2561	Below Cal		#	79

(#) = qualifier out of range (m) = manual integration (+) = signals summed

Quantitation Report (QT Reviewed)

Data Path : H:\VOA\A228\130325\
Data File : 13032502.D
Acq On : 25 Mar 2013 12:03
Operator : JM
Sample : IB
Misc : BLANK
ALS Vial : 2 Sample Multiplier: 1

Quant Time: Mar 25 17:01:14 2013
Quant Method : H:\VOA\A228\METHODS\130325.M
Quant Title : 8260B_S
QLast Update : Mon Mar 25 16:43:10 2013
Response via : Initial Calibration

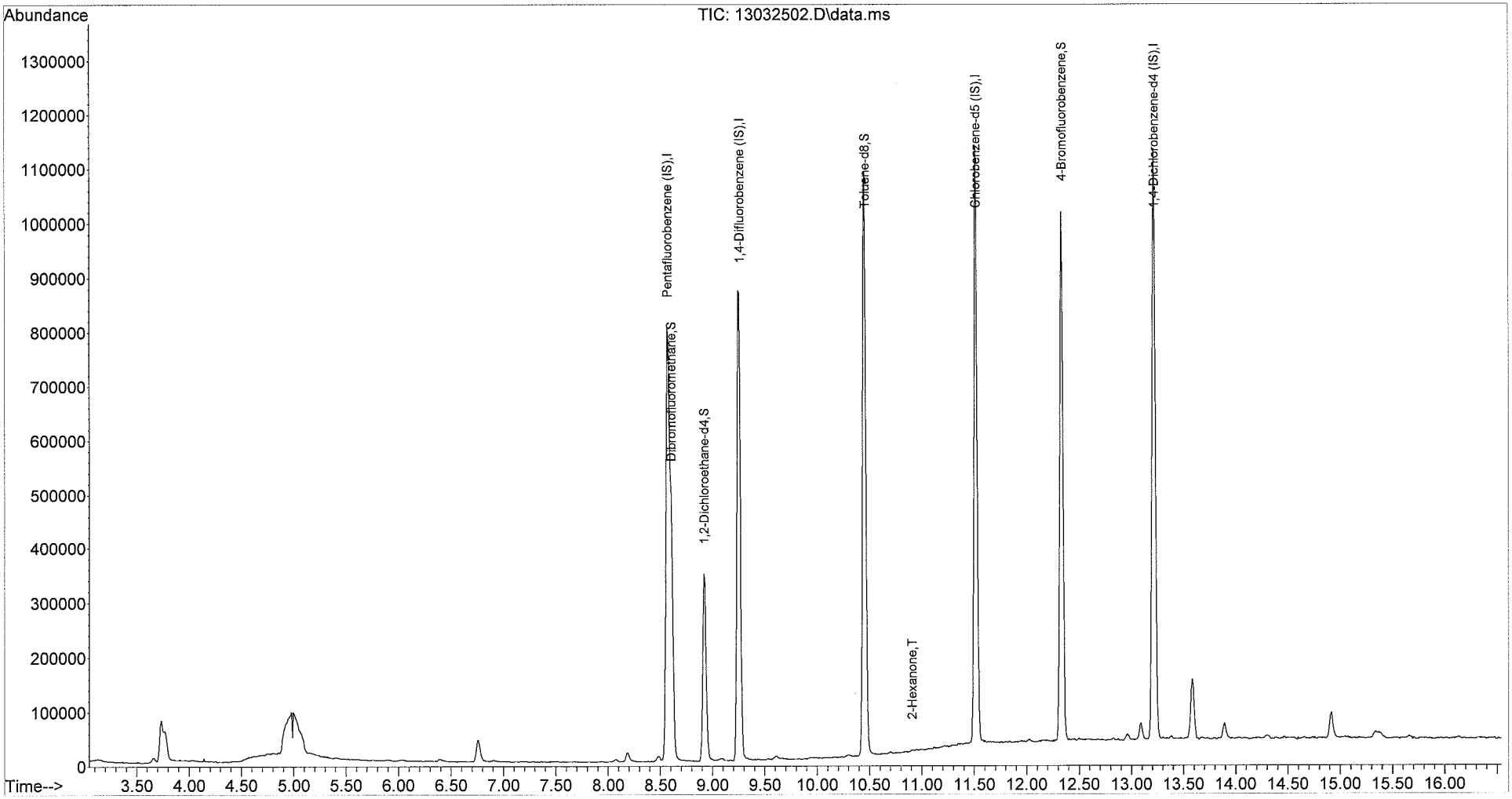

Quantitation Report (QT Reviewed)

Data Path : H:\VOA\A228\130325\
Data File : 13032503.D
Acq On : 25 Mar 2013 12:28
Operator : JM
Sample : 0.5 PPB
Misc : ICAL
ALS Vial : 3 Sample Multiplier: 1

Quant Time: Mar 25 16:58:22 2013
Quant Method : H:\VOA\A228\METHODS\130325.M
Quant Title : 8260B_S
QLast Update : Mon Mar 25 16:43:10 2013
Response via : Initial Calibration

Compound	R.T.	QIon	Response	Conc	Units	Dev(Min)
Internal Standards						
1) Pentafluorobenzene (IS)	8.575	168	679372	50.00	ug/L	0.00
30) 1,4-Difluorobenzene (IS)	9.246	114	888920	50.00	ug/L	-0.01
47) Chlorobenzene-d5 (IS)	11.512	117	749285	50.00	ug/L	0.00
68) 1,4-Dichlorobenzene-d4...	13.214	152	433573	50.00	ug/L	0.00
System Monitoring Compounds						
22) Dibromofluoromethane	8.602	113	15849	2.66	ug/L	0.00
Spiked Amount 50.000	Range 52 - 140		Recovery =	5.32%#		
45) 1,2-Dichloroethane-d4	8.928	65	15900	2.78	ug/L	0.00
Spiked Amount 50.000	Range 54 - 133		Recovery =	5.56%#		
46) Toluene-d8	10.454	98	53219	2.95	ug/L	0.00
Spiked Amount 50.000	Range 63 - 126		Recovery =	5.90%#		
66) 4-Bromofluorobenzene	12.332	95	28377	3.19	ug/L	0.00
Spiked Amount 50.000	Range 62 - 123		Recovery =	6.38%#		
Target Compounds						Qvalue
2) Dichlorodifluoromethane	4.105	85	2767	N.D.		
3) Chloromethane	4.466	50	2599	N.D.		
4) Vinyl chloride	4.642	62	1301	N.D.		
5) 1,3-Butadiene	4.704	54	868	0.13	ug/L #	74
6) Bromomethane	5.066	94	497	Below Cal	#	53
7) Chloroethane	5.224	64	1479	0.68	ug/L #	59
8) Trichlorofluoromethane	5.648	101	4941	0.61	ug/L	85
9) Acrolein	6.212	56	26666	49.67	ug/L	99
10) Trichlorotrifluoroethane	6.336	151	3326	N.D.		
11) 1,1-Dichloroethene	6.362	61	5230	Below Cal	#	87
12) Methylene chloride	6.900	84	4302	Below Cal		90
13) Acrylonitrile	7.164	53	1303	0.95	ug/L	93
14) trans-1,2-Dichloroethene	7.226	61	4696	0.61	ug/L	90
15) n-Hexane	7.491	57	4431	0.64	ug/L #	76
16) 1,1-Dichloroethane	7.649	63	6086	0.62	ug/L	93
17) Cyclohexane	8.743	41	6738	0.62	ug/L #	73
18) 2,2-Dichloropropane	8.223	77	5580	0.65	ug/L	90
19) cis-1,2-Dichloroethene	8.196	96	3922	0.60	ug/L #	49
20) Chloroform	8.461	83	7031	Below Cal	#	85
21) Bromochloromethane	8.425	128	2339	0.63	ug/L	94
23) 1,1,1-Trichloroethane	8.681	97	5711	0.65	ug/L	94
24) Acetone	6.397	43	11026	N.D.		
25) 2-Butanone	8.179	43	32392	2.00	ug/L	76
26) Carbon Disulfide	6.706	76	9689	0.59	ug/L #	35
27) Iodomethane	6.591	142	5902	N.D.		
28) Vinyl acetate	7.641	43	3786	N.D.		
29) Methyl tert-butyl ether	7.200	73	8375	0.64	ug/L	89
31) 1,1-Dichloropropene	8.813	75	4453	0.60	ug/L	92
32) Carbon tetrachloride	8.849	117	4661	0.60	ug/L #	90
33) 1,2-Dichloroethane	8.990	62	4753	0.65	ug/L	96
34) Benzene	9.007	78	14245	Below Cal		98
35) 2,2,4-Trimethylpentane	9.034	57	11713	Below Cal		95
36) n-Heptane	9.149	57	2733	0.65	ug/L	87
37) Trichloroethene	9.519	95	4008	0.66	ug/L	87

Data Path : H:\VOA\A228\130325\
Data File : 13032503.D
Acq On : 25 Mar 2013 12:28
Operator : JM
Sample : 0.5 PPB
Misc : ICAL
ALS Vial : 3 Sample Multiplier: 1

Quant Time: Mar 25 16:58:22 2013
Quant Method : H:\VOA\A228\METHODS\130325.M
Quant Title : 8260B_S
QLast Update : Mon Mar 25 16:43:10 2013
Response via : Initial Calibration

Compound	R.T.	QIon	Response	Conc Units	Dev(Min)
38) 1,2-Dichloropropane	9.704	63	3566m	0.69 ug/L	
39) Bromodichloromethane	9.889	83	4342	0.58 ug/L	90
40) Methyl cyclohexane	9.713	56	1568	Below Cal	65
41) Dibromomethane	9.801	93	2625	0.67 ug/L	91
42) cis-1,3-Dichloropropene	10.224	75	5507	0.60 ug/L	87
43) 2-Chloroethylvinylether	10.066	63	621	0.82 ug/L #	1
44) 4-Methyl-2-pentanone	10.295	43	6888	0.86 ug/L	97
48) Toluene	10.507	92	9241	N.D.	
49) trans-1,3-Dichloropropene	10.612	75	4550	0.62 ug/L	98
50) 1,1,2-Trichloroethane	10.762	83	2588	0.64 ug/L	96
51) 1,3-Dichloropropane	10.903	76	5288	0.65 ug/L #	79
52) Tetrachloroethene	10.930	166	5337	Below Cal	93
53) Dibromochloromethane	11.089	129	3730	0.58 ug/L	91
54) 1,2-Dibromoethane	11.212	107	3036	0.55 ug/L	90
55) 1-Chlorohexane	11.441	91	5426	0.62 ug/L	93
56) Chlorobenzene	11.538	112	8665	0.59 ug/L #	86
57) n-Nonane	11.582	57	5869	Below Cal #	94
58) 1,1,1,2-Tetrachloroethane	11.574	131	4042	Below Cal #	76
59) Ethylbenzene	11.574	91	14891	Below Cal	96
60) m,p-Xylene	11.653	106	12272	1.28 ug/L #	89
61) o-Xylene	11.953	106	6046	0.63 ug/L	97
62) Styrene	11.953	104	9573	0.62 ug/L	94
63) Isopropylbenzene	12.191	105	13351	0.61 ug/L	97
64) Bromoform	12.138	173	2487	0.55 ug/L	98
65) 1,1,2,2-Tetrachloroethane	12.376	83	3996	0.62 ug/L	96
67) 2-Hexanone	10.895	43	5440	1.64 ug/L	86
69) 1,2,3-Trichloropropane	12.438	110	1497	1.03 ug/L #	64
70) n-Propylbenzene	12.491	91	17976	0.61 ug/L	97
71) Bromobenzene	12.491	156	5343	0.64 ug/L	89
72) 1,3,5-Trimethylbenzene	12.588	105	13674	0.65 ug/L	97
73) 2-Chlorotoluene	12.596	91	12924	0.65 ug/L #	98
74) 4-Chlorotoluene	12.667	91	11332	0.61 ug/L	92
75) tert-Butylbenzene	12.861	119	13882	0.63 ug/L	99
76) 1,2,4-Trimethylbenzene	12.887	105	13578	0.64 ug/L	99
77) sec-Butylbenzene	13.020	105	17816	0.62 ug/L	95
78) 4-Isopropyltoluene	13.108	119	13960	N.D.	
79) 1,3-Dichlorobenzene	13.170	146	9497	0.64 ug/L	95
80) 1,4-Dichlorobenzene	13.231	146	8462	0.61 ug/L #	8
81) Dicyclopentadiene	13.284	66	1636	1.17 ug/L #	48
82) n-Butylbenzene	13.434	92	8060	0.61 ug/L	94
83) 1,2-Dichlorobenzene	13.558	146	9404	0.66 ug/L #	94
84) 1,2-Dibromo-3-chloropr...	14.219	157	1047	1.90 ug/L #	26
85) 1,2,4-Trichlorobenzene	15.057	180	6627	0.64 ug/L	94
86) Hexachlorobutadiene	15.189	190	1712	0.66 ug/L	84
87) Naphthalene	15.374	128	13184	Below Cal	97
88) 1,2,3-Trichlorobenzene	15.656	180	6059	Below Cal	90

(#) = qualifier out of range (m) = manual integration (+) = signals summed

Quantitation Report (QT Reviewed)

Data Path : H:\VOA\A228\130325\
Data File : 13032503.D
Acq On : 25 Mar 2013 12:28
Operator : JM
Sample : 0.5 PPB
Misc : ICAL
ALS Vial : 3 Sample Multiplier: 1

Quant Time: Mar 25 16:58:22 2013
Quant Method : H:\VOA\A228\METHODS\130325.M
Quant Title : 8260B_S
QLast Update : Mon Mar 25 16:43:10 2013
Response via : Initial Calibration

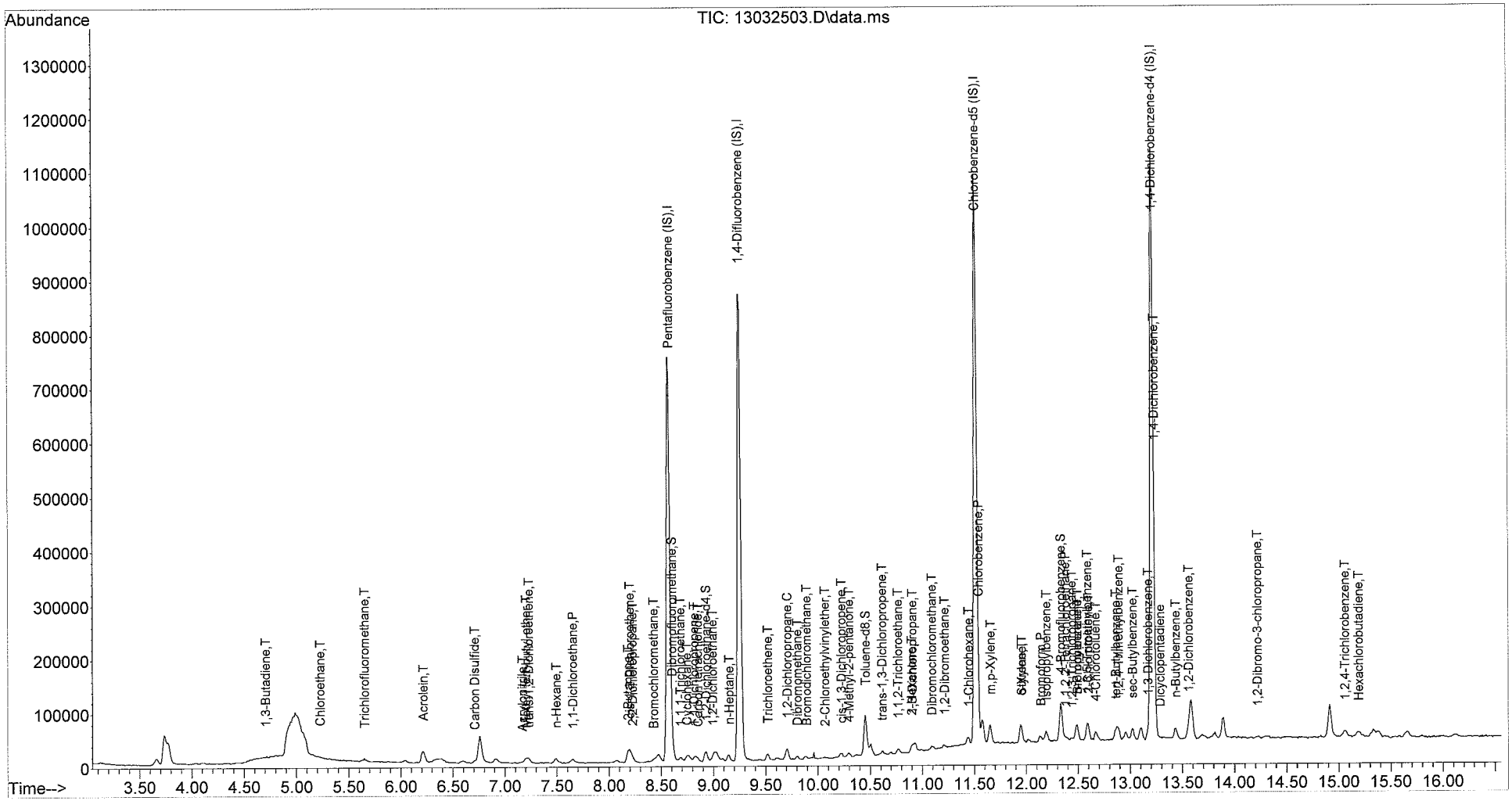

Quantitation Report (Qedit)

Data Path : H:\VOA\A228\130325\
Data File : 13032503.D
Acq On : 25 Mar 2013 12:28
Operator : JM
Sample : 0.5 PPB
Misc : ICAL
ALS Vial : 3 Sample Multiplier: 1

Quant Time: Mar 25 16:57:27 2013
Quant Method : H:\VOA\A228\METHODS\130325.M
Quant Title : 8260B_S
QLast Update : Mon Mar 25 16:43:10 2013
Response via : Initial Calibration

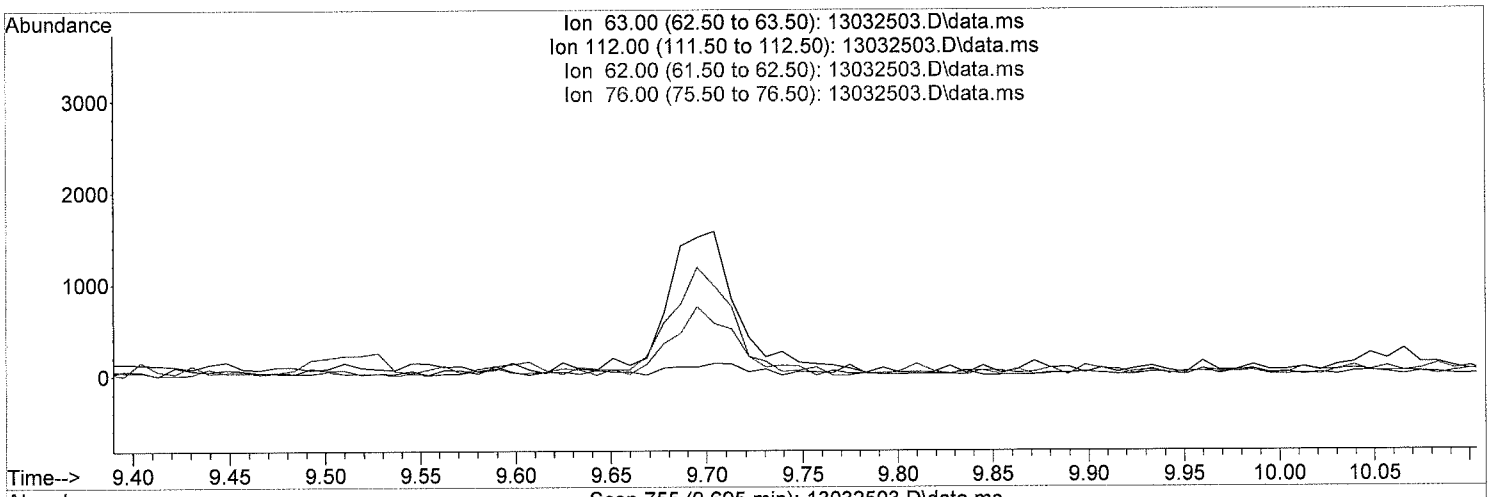





TIC: 13032503.D\data.ms

(38) 1,2-Dichloropropane (C)

9.698min (-9.698) 0.00 ug/L

response 0

Ion	Exp%	Act%
63.00	100	0.00
112.00	5.80	0.00
62.00	77.10	0.00#
76.00	50.50	0.00#

before
DM 3/26/13

Quantitation Report (Qedit)

Data Path : H:\VOA\A228\130325\
Data File : 13032503.D
Acq On : 25 Mar 2013 12:28
Operator : JM
Sample : 0.5 PPB
Misc : ICAL
ALS Vial : 3 Sample Multiplier: 1

Quant Time: Mar 25 16:57:27 2013
Quant Method : H:\VOA\A228\METHODS\130325.M
Quant Title : 8260B_S
QLast Update : Mon Mar 25 16:43:10 2013
Response via : Initial Calibration

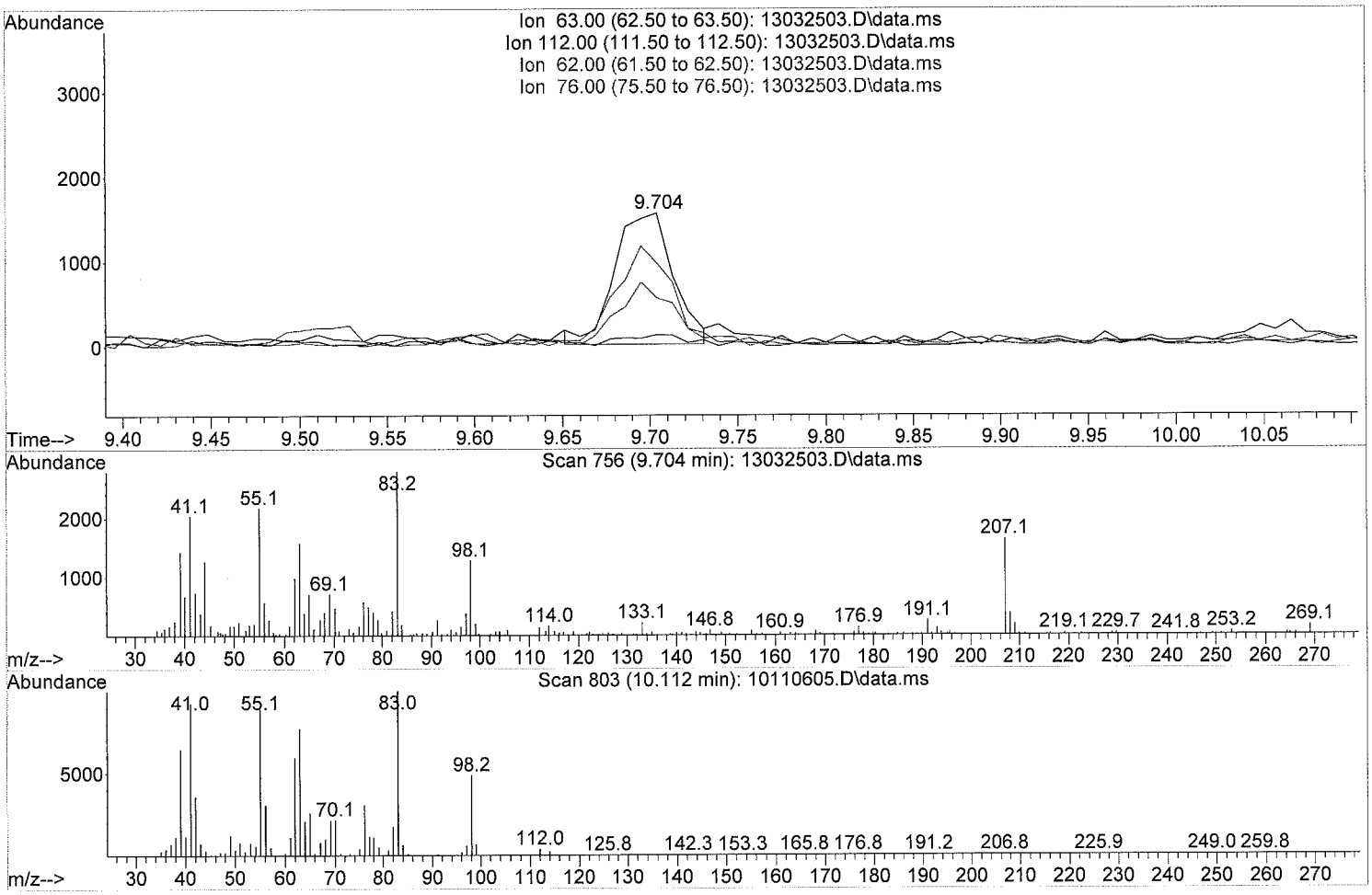

TIC: 13032503.D\data.ms

(38) 1,2-Dichloropropane (C)

9.704min (+0.006) 0.69 ug/L m

response 3566

Ion	Exp%	Act%
63.00	100	100
112.00	5.80	8.41
62.00	77.10	62.17
76.00	50.50	36.18

after IC 03/26/13

Quantitation Report (QT Reviewed)

Data Path : H:\VOA\A228\130325\
Data File : 13032504.D
Acq On : 25 Mar 2013 12:52
Operator : JM
Sample : 1.0 PPB
Misc : ICAL
ALS Vial : 4 Sample Multiplier: 1

4/3/26 JB

Quant Time: Mar 25 16:55:56 2013
Quant Method : H:\VOA\A228\METHODS\130325.M
Quant Title : 8260B_S
QLast Update : Mon Mar 25 16:43:10 2013
Response via : Initial Calibration

Compound	R.T.	QIon	Response	Conc	Units		Dev(Min)
Internal Standards							
1) Pentafluorobenzene (IS)	8.567	168	651588	50.00	ug/L		-0.01
30) 1,4-Difluorobenzene (IS)	9.246	114	853239	50.00	ug/L		-0.01
47) Chlorobenzene-d5 (IS)	11.512	117	752358	50.00	ug/L		0.00
68) 1,4-Dichlorobenzene-d4...	13.214	152	435944	50.00	ug/L		0.00
System Monitoring Compounds							
22) Dibromofluoromethane	8.611	113	29114	5.10	ug/L		0.00
Spiked Amount 50.000	Range 52 - 140		Recovery = 10.20%#				
45) 1,2-Dichloroethane-d4	8.928	65	29192	5.32	ug/L		0.00
Spiked Amount 50.000	Range 54 - 133		Recovery = 10.64%#				
46) Toluene-d8	10.454	98	98563	5.68	ug/L		0.00
Spiked Amount 50.000	Range 63 - 126		Recovery = 11.36%#				
66) 4-Bromofluorobenzene	12.332	95	47491	5.31	ug/L		0.00
Spiked Amount 50.000	Range 62 - 123		Recovery = 10.62%#				
Target Compounds							Qvalue
2) Dichlorodifluoromethane	4.096	85	4202	0.67	ug/L		92
3) Chloromethane	4.458	50	4281	0.87	ug/L		94
4) Vinyl chloride	4.652	62	2631	1.21	ug/L		95
5) 1,3-Butadiene	4.696	54	1386	0.69	ug/L	#	54
6) Bromomethane	5.084	94	764	Below Cal		#	45
7) Chloroethane	5.234	64	2771	1.25	ug/L	#	76
8) Trichlorofluoromethane	5.648	101	8412	1.08	ug/L		96
9) Acrolein	6.212	56	42559	82.66	ug/L		96
10) Trichlorotrifluoroethane	6.336	151	5018	N.D.			
11) 1,1-Dichloroethene	6.362	61	8411	Below Cal			92
12) Methylene chloride	6.909	84	6914	N.D.			
13) Acrylonitrile	7.165	53	1287	0.99	ug/L		86
14) trans-1,2-Dichloroethene	7.227	61	8119	1.10	ug/L		85
15) n-Hexane	7.491	57	7295	1.10	ug/L		97
16) 1,1-Dichloroethane	7.650	63	10086	1.07	ug/L		94
17) Cyclohexane	8.743	41	11598	1.12	ug/L	#	76
18) 2,2-Dichloropropane	8.223	77	8512	1.04	ug/L		93
19) cis-1,2-Dichloroethene	8.205	96	6300	1.01	ug/L		83
20) Chloroform	8.452	83	10668	Below Cal			95
21) Bromochloromethane	8.435	128	3714	1.04	ug/L		89
23) 1,1,1-Trichloroethane	8.690	97	8244	0.98	ug/L		97
24) Acetone	6.398	43	11879	2.47	ug/L		96
25) 2-Butanone	8.188	43	30359	1.61	ug/L		75
26) Carbon Disulfide	6.715	76	16129	1.03	ug/L	#	67
27) Iodomethane	6.592	142	10106	1.00	ug/L		94
28) Vinyl acetate	7.641	43	5934	0.89	ug/L	#	68
29) Methyl tert-butyl ether	7.191	73	11961	0.96	ug/L		91
31) 1,1-Dichloropropene	8.823	75	7157	1.00	ug/L		95
32) Carbon tetrachloride	8.849	117	7846	1.06	ug/L		93
33) 1,2-Dichloroethane	8.990	62	7757	1.10	ug/L		97
34) Benzene	9.008	78	22421	Below Cal			95
35) 2,2,4-Trimethylpentane	9.034	57	19912	Below Cal			95
36) n-Heptane	9.149	57	4366	1.08	ug/L		97
37) Trichloroethene	9.519	95	5493	0.94	ug/L		98

Data Path : H:\VOA\A228\130325\
Data File : 13032504.D
Acq On : 25 Mar 2013 12:52
Operator : JM
Sample : 1.0 PPB
Misc : ICAL
ALS Vial : 4 Sample Multiplier: 1

Quant Time: Mar 25 16:55:56 2013
Quant Method : H:\VOA\A228\METHODS\130325.M
Quant Title : 8260B_S
QLast Update : Mon Mar 25 16:43:10 2013
Response via : Initial Calibration

Compound	R.T.	QIon	Response	Conc Units	Dev(Min)
38) 1,2-Dichloropropane	9.696	63	5594	1.13 ug/L #	90
39) Bromodichloromethane	9.890	83	7650	1.07 ug/L	98
40) Methyl cyclohexane	9.713	56	2365	Below Cal	71
41) Dibromomethane	9.801	93	3838	1.02 ug/L	89
42) cis-1,3-Dichloropropene	10.225	75	8929	1.01 ug/L	96
43) 2-Chloroethylvinylether	10.057	63	698	0.94 ug/L #	1
44) 4-Methyl-2-pentanone	10.295	43	7443	1.10 ug/L	97
48) Toluene	10.507	92	14716	0.80 ug/L	99
49) trans-1,3-Dichloropropene	10.613	75	7324	0.99 ug/L	88
50) 1,1,2-Trichloroethane	10.771	83	4199	1.03 ug/L	99
51) 1,3-Dichloropropane	10.904	76	8399	1.03 ug/L	99
52) Tetrachloroethene	10.930	166	8001	N.D.	
53) Dibromochloromethane	11.089	129	6573	1.02 ug/L	95
54) 1,2-Dibromoethane	11.212	107	5514	1.00 ug/L	83
55) 1-Chlorohexane	11.442	91	9113	1.03 ug/L	95
56) Chlorobenzene	11.539	112	15683	1.07 ug/L #	87
57) n-Nonane	11.583	57	8708	Below Cal	98
58) 1,1,1,2-Tetrachloroethane	11.574	131	5998	N.D.	
59) Ethylbenzene	11.574	91	26009	Below Cal	100
60) m,p-Xylene	11.653	106	21052	2.18 ug/L	97
61) o-Xylene	11.944	106	10768	1.12 ug/L	91
62) Styrene	11.953	104	16187	1.04 ug/L	94
63) Isopropylbenzene	12.191	105	24157	1.09 ug/L	98
64) Bromoform	12.138	173	4081	0.90 ug/L	92
65) 1,1,2,2-Tetrachloroethane	12.376	83	6076	1.00 ug/L	93
67) 2-Hexanone	10.895	43	5965	1.84 ug/L #	81
69) 1,2,3-Trichloropropane	12.447	110	1952	1.26 ug/L #	87
70) n-Propylbenzene	12.491	91	31407	1.06 ug/L	99
71) Bromobenzene	12.491	156	8728	1.03 ug/L	93
72) 1,3,5-Trimethylbenzene	12.588	105	22660	1.06 ug/L	96
73) 2-Chlorotoluene	12.597	91	21046	1.06 ug/L	96
74) 4-Chlorotoluene	12.667	91	19159	1.03 ug/L	96
75) tert-Butylbenzene	12.861	119	23615	1.07 ug/L	95
76) 1,2,4-Trimethylbenzene	12.888	105	23281	1.10 ug/L	94
77) sec-Butylbenzene	13.020	105	30164	1.04 ug/L	95
78) 4-Isopropyltoluene	13.108	119	24382	1.03 ug/L	97
79) 1,3-Dichlorobenzene	13.179	146	16484	1.10 ug/L #	92
80) 1,4-Dichlorobenzene	13.232	146	14694	1.05 ug/L #	50
81) Dicyclopentadiene	13.293	66	1674	1.18 ug/L #	77
82) n-Butylbenzene	13.435	92	12965	0.97 ug/L	94
83) 1,2-Dichlorobenzene	13.558	146	14405	1.01 ug/L #	92
84) 1,2-Dibromo-3-chloropr...	14.211	157	1391	2.11 ug/L #	56
85) 1,2,4-Trichlorobenzene	15.066	180	10537	1.01 ug/L	90
86) Hexachlorobutadiene	15.189	190	2679	1.03 ug/L	87
87) Naphthalene	15.383	128	17795	N.D.	
88) 1,2,3-Trichlorobenzene	15.657	180	8669	Below Cal	97

(#) = qualifier out of range (m) = manual integration (+) = signals summed

Quantitation Report (QT Reviewed)

Data Path : H:\VOA\A228\130325\
Data File : 13032504.D
Acq On : 25 Mar 2013 12:52
Operator : JM
Sample : 1.0 PPB
Misc : ICAL
ALS Vial : 4 Sample Multiplier: 1

Quant Time: Mar 25 16:55:56 2013
Quant Method : H:\VOA\A228\METHODS\130325.M
Quant Title : 8260B_S
QLast Update : Mon Mar 25 16:43:10 2013
Response via : Initial Calibration

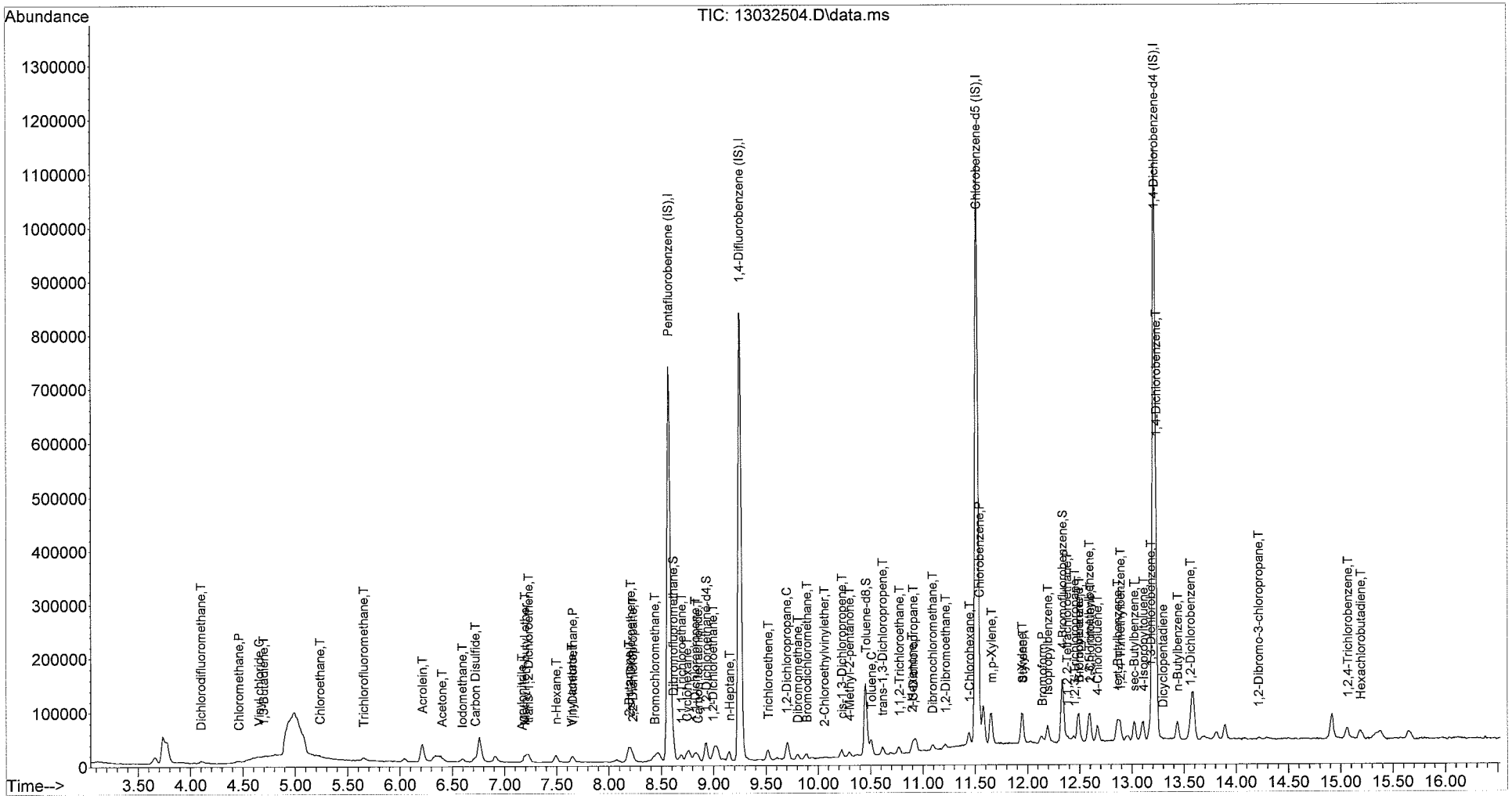

Quantitation Report (QT Reviewed)

Data Path : H:\VOA\A228\130325\
Data File : 13032505.D
Acq On : 25 Mar 2013 13:17
Operator : JM
Sample : 5.0 PPB
Misc : ICAL
ALS Vial : 5 Sample Multiplier: 1

Quant Time: Mar 25 16:55:10 2013
Quant Method : H:\VOA\A228\METHODS\130325.M
Quant Title : 8260B_S
QLast Update : Mon Mar 25 16:43:10 2013
Response via : Initial Calibration

Compound	R.T.	QIon	Response	Conc	Units		Dev(Min)
Internal Standards							
1) Pentafluorobenzene (IS)	8.576	168	668174	50.00	ug/L		0.00
30) 1,4-Difluorobenzene (IS)	9.255	114	883853	50.00	ug/L		0.00
47) Chlorobenzene-d5 (IS)	11.521	117	770149	50.00	ug/L		0.00
68) 1,4-Dichlorobenzene-d4...	13.214	152	422513	50.00	ug/L		0.00
System Monitoring Compounds							
22) Dibromofluoromethane	8.611	113	115784	19.76	ug/L		0.00
Spiked Amount 50.000	Range 52 - 140		Recovery = 39.52%#				
45) 1,2-Dichloroethane-d4	8.928	65	109196	19.20	ug/L		0.00
Spiked Amount 50.000	Range 54 - 133		Recovery = 38.40%#				
46) Toluene-d8	10.454	98	360249	20.06	ug/L		0.00
Spiked Amount 50.000	Range 63 - 126		Recovery = 40.12%#				
66) 4-Bromofluorobenzene	12.332	95	166664	18.20	ug/L		0.00
Spiked Amount 50.000	Range 62 - 123		Recovery = 36.40%#				
Target Compounds							Qvalue
2) Dichlorodifluoromethane	4.105	85	18153	4.50	ug/L		97
3) Chloromethane	4.458	50	23107	6.28	ug/L		95
4) Vinyl chloride	4.652	62	10482	4.71	ug/L		97
5) 1,3-Butadiene	4.713	54	5506	4.68	ug/L		88
6) Bromomethane	5.084	94	5337	6.94	ug/L	#	82
7) Chloroethane	5.242	64	7082	3.00	ug/L		93
8) Trichlorofluoromethane	5.675	101	39890	5.01	ug/L		94
9) Acrolein	6.212	56	52885	100.17	ug/L		91
10) Trichlorotrifluoroethane	6.345	151	26787	5.10	ug/L		93
11) 1,1-Dichloroethene	6.380	61	36653	4.26	ug/L		92
12) Methylene chloride	6.918	84	31465	4.55	ug/L		97
13) Acrylonitrile	7.165	53	6093	4.79	ug/L		94
14) trans-1,2-Dichloroethene	7.235	61	39415	5.22	ug/L		98
15) n-Hexane	7.500	57	31988	4.70	ug/L		94
16) 1,1-Dichloroethane	7.659	63	49750	5.14	ug/L		97
17) Cyclohexane	8.752	41	54248	5.09	ug/L	#	89
18) 2,2-Dichloropropane	8.223	77	43358	5.16	ug/L		98
19) cis-1,2-Dichloroethene	8.205	96	33086	5.17	ug/L		93
20) Chloroform	8.461	83	50829	4.27	ug/L		95
21) Bromochloromethane	8.435	128	19200	5.25	ug/L		88
23) 1,1,1-Trichloroethane	8.690	97	43300	5.01	ug/L		98
24) Acetone	6.398	43	18689	7.91	ug/L		96
25) 2-Butanone	8.188	43	45069	9.17	ug/L		87
26) Carbon Disulfide	6.724	76	79044	4.90	ug/L		94
27) Iodomethane	6.600	142	51031	4.93	ug/L		95
28) Vinyl acetate	7.641	43	34840	5.09	ug/L	#	90
29) Methyl tert-butyl ether	7.200	73	62969	4.91	ug/L		98
31) 1,1-Dichloropropene	8.823	75	38579	5.21	ug/L		98
32) Carbon tetrachloride	8.849	117	37813	4.92	ug/L		95
33) 1,2-Dichloroethane	8.990	62	35129	4.82	ug/L		99
34) Benzene	9.017	78	106522	4.39	ug/L		97
35) 2,2,4-Trimethylpentane	9.043	57	91442	4.24	ug/L		97
36) n-Heptane	9.149	57	20633	4.95	ug/L	#	94
37) Trichloroethene	9.519	95	30008	4.95	ug/L		96

Data Path : H:\VOA\A228\130325\
Data File : 13032505.D
Acq On : 25 Mar 2013 13:17
Operator : JM
Sample : 5.0 PPB
Misc : ICAL
ALS Vial : 5 Sample Multiplier: 1

Quant Time: Mar 25 16:55:10 2013
Quant Method : H:\VOA\A228\METHODS\130325.M
Quant Title : 8260B_S
QLast Update : Mon Mar 25 16:43:10 2013
Response via : Initial Calibration

Compound	R.T.	QIon	Response	Conc	Units		Dev(Min)
38) 1,2-Dichloropropane	9.704	63	27842	5.41	ug/L		95
39) Bromodichloromethane	9.890	83	35567	4.82	ug/L		98
40) Methyl cyclohexane	9.713	56	11642	4.07	ug/L		95
41) Dibromomethane	9.801	93	18844	4.85	ug/L		92
42) cis-1,3-Dichloropropene	10.225	75	43931	4.78	ug/L		97
43) 2-Chloroethylvinylether	10.066	63	3536	4.38	ug/L	#	69
44) 4-Methyl-2-pentanone	10.295	43	35781	8.71	ug/L		96
48) Toluene	10.507	92	65952	4.89	ug/L		89
49) trans-1,3-Dichloropropene	10.613	75	35391	4.69	ug/L		97
50) 1,1,2-Trichloroethane	10.771	83	19957	4.80	ug/L		98
51) 1,3-Dichloropropane	10.904	76	41168	4.95	ug/L		95
52) Tetrachloroethene	10.930	166	39876	4.75	ug/L		95
53) Dibromochloromethane	11.098	129	29177	4.41	ug/L		90
54) 1,2-Dibromoethane	11.212	107	27049	4.78	ug/L		94
55) 1-Chlorohexane	11.442	91	43308	4.78	ug/L		92
56) Chlorobenzene	11.539	112	72950	4.86	ug/L		96
57) n-Nonane	11.583	57	40845	3.94	ug/L		96
58) 1,1,1,2-Tetrachloroethane	11.574	131	28586	4.45	ug/L		93
59) Ethylbenzene	11.583	91	123109	4.17	ug/L		99
60) m,p-Xylene	11.653	106	98691	10.00	ug/L		98
61) o-Xylene	11.944	106	50479	5.12	ug/L		98
62) Styrene	11.953	104	80059	5.02	ug/L		98
63) Isopropylbenzene	12.191	105	112576	4.98	ug/L		98
64) Bromoform	12.138	173	20599	4.43	ug/L		92
65) 1,1,2,2-Tetrachloroethane	12.376	83	27886	4.88	ug/L		99
67) 2-Hexanone	10.895	43	24902	9.20	ug/L		96
69) 1,2,3-Trichloropropane	12.447	110	8644	4.98	ug/L		96
70) n-Propylbenzene	12.491	91	145884	5.09	ug/L		98
71) Bromobenzene	12.491	156	41657	5.09	ug/L		94
72) 1,3,5-Trimethylbenzene	12.588	105	100399	4.86	ug/L		99
73) 2-Chlorotoluene	12.606	91	96069	4.98	ug/L		97
74) 4-Chlorotoluene	12.667	91	91270	5.05	ug/L		99
75) tert-Butylbenzene	12.861	119	108066	5.05	ug/L		98
76) 1,2,4-Trimethylbenzene	12.888	105	103337	5.02	ug/L		98
77) sec-Butylbenzene	13.029	105	141327	5.04	ug/L		100
78) 4-Isopropyltoluene	13.108	119	113674	4.97	ug/L		97
79) 1,3-Dichlorobenzene	13.179	146	72931	5.03	ug/L		99
80) 1,4-Dichlorobenzene	13.241	146	65020	4.81	ug/L		98
81) Dicyclopentadiene	13.293	66	9109	4.70	ug/L	#	91
82) n-Butylbenzene	13.435	92	63200	4.90	ug/L		97
83) 1,2-Dichlorobenzene	13.567	146	68788	4.96	ug/L		99
84) 1,2-Dibromo-3-chloropr...	14.219	157	6264	5.23	ug/L		95
85) 1,2,4-Trichlorobenzene	15.066	180	45686	4.50	ug/L		96
86) Hexachlorobutadiene	15.189	190	11480	4.55	ug/L		95
87) Naphthalene	15.383	128	76231	3.75	ug/L		99
88) 1,2,3-Trichlorobenzene	15.657	180	38910	3.40	ug/L		97

(#) = qualifier out of range (m) = manual integration (+) = signals summed

Quantitation Report (QT Reviewed)

Data Path : H:\VOA\A228\130325\
Data File : 13032505.D
Acq On : 25 Mar 2013 13:17
Operator : JM
Sample : 5.0 PPB
Misc : ICAL
ALS Vial : 5 Sample Multiplier: 1

Quant Time: Mar 25 16:55:10 2013
Quant Method : H:\VOA\A228\METHODS\130325.M
Quant Title : 8260B_S
QLast Update : Mon Mar 25 16:43:10 2013
Response via : Initial Calibration

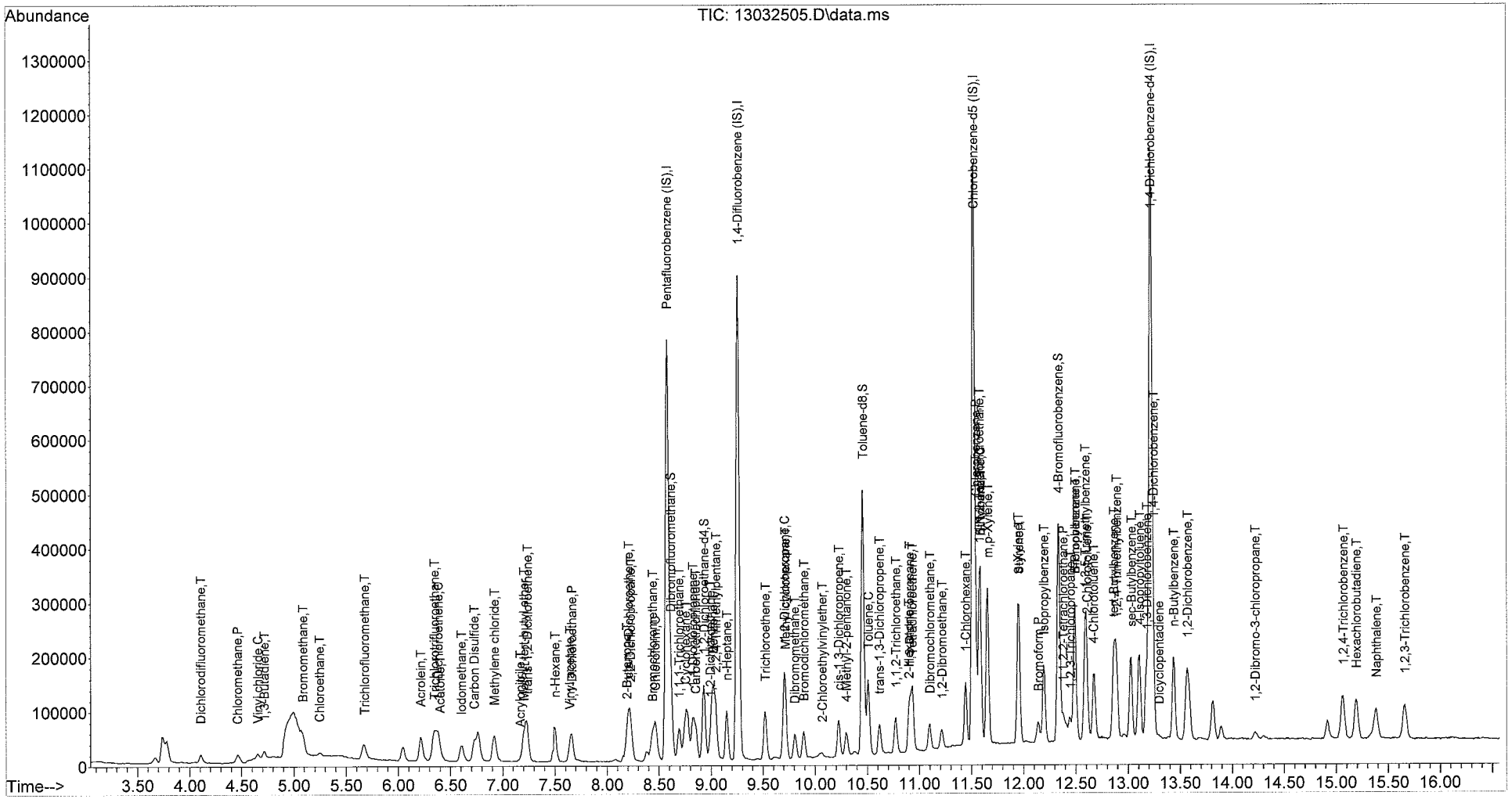

Quantitation Report (QT Reviewed)

Data Path : H:\VOA\A228\130325\
Data File : 13032506.D
Acq On : 25 Mar 2013 13:42
Operator : JM
Sample : 10 PPB
Misc : ICAL
ALS Vial : 6 Sample Multiplier: 1

Quant Time: Mar 25 16:54:23 2013
Quant Method : H:\VOA\A228\METHODS\130325.M
Quant Title : 8260B_S
QLast Update : Mon Mar 25 16:43:10 2013
Response via : Initial Calibration

Compound	R.T.	QIon	Response	Conc	Units	Dev(Min)
Internal Standards						
1) Pentafluorobenzene (IS)	8.574	168	599778	50.00	ug/L	0.00
30) 1,4-Difluorobenzene (IS)	9.253	114	799332	50.00	ug/L	0.00
47) Chlorobenzene-d5 (IS)	11.520	117	717387	50.00	ug/L	0.00
68) 1,4-Dichlorobenzene-d4...	13.213	152	403642	50.00	ug/L	0.00
System Monitoring Compounds						
22) Dibromofluoromethane	8.610	113	155315	29.54	ug/L	0.00
Spiked Amount 50.000	Range 52 - 140		Recovery = 59.08%			
45) 1,2-Dichloroethane-d4	8.927	65	150931	29.34	ug/L	0.00
Spiked Amount 50.000	Range 54 - 133		Recovery = 58.68%			
46) Toluene-d8	10.453	98	484537	29.83	ug/L	0.00
Spiked Amount 50.000	Range 63 - 126		Recovery = 59.66%#			
66) 4-Bromofluorobenzene	12.331	95	244528	28.67	ug/L	0.00
Spiked Amount 50.000	Range 62 - 123		Recovery = 57.34%#			
Target Compounds						Qvalue
2) Dichlorodifluoromethane	4.104	85	35406	10.40	ug/L	99
3) Chloromethane	4.456	50	33805	10.49	ug/L	94
4) Vinyl chloride	4.641	62	20453	10.24	ug/L	94
5) 1,3-Butadiene	4.703	54	10238	10.45	ug/L	89
6) Bromomethane	5.065	94	6301	9.86	ug/L	89
7) Chloroethane	5.232	64	20775	9.65	ug/L	98
8) Trichlorofluoromethane	5.656	101	68475	9.58	ug/L	99
9) Acrolein	6.211	56	57016	120.30	ug/L	99
10) Trichlorotrifluoroethane	6.335	151	44821	9.51	ug/L	90
11) 1,1-Dichloroethene	6.370	61	66616	10.00	ug/L	96
12) Methylene chloride	6.917	84	54796	10.01	ug/L	97
13) Acrylonitrile	7.155	53	10846	9.56	ug/L	96
14) trans-1,2-Dichloroethene	7.225	61	68017	10.03	ug/L	96
15) n-Hexane	7.490	57	57156	9.37	ug/L	98
16) 1,1-Dichloroethane	7.657	63	86257	9.92	ug/L	97
17) Cyclohexane	8.751	41	96939	10.14	ug/L #	93
18) 2,2-Dichloropropane	8.222	77	76051	10.09	ug/L	99
19) cis-1,2-Dichloroethene	8.204	96	57501	10.02	ug/L	96
20) Chloroform	8.460	83	90024	10.18	ug/L	96
21) Bromochloromethane	8.433	128	34067	10.37	ug/L	91
23) 1,1,1-Trichloroethane	8.689	97	76581	9.88	ug/L	97
24) Acetone	6.396	43	30095	20.30	ug/L	96
25) 2-Butanone	8.178	43	58001	19.76	ug/L	94
26) Carbon Disulfide	6.714	76	139983	9.67	ug/L	96
27) Iodomethane	6.599	142	93256	10.04	ug/L	98
28) Vinyl acetate	7.631	43	61987	10.09	ug/L	97
29) Methyl tert-butyl ether	7.199	73	114298	9.93	ug/L	97
31) 1,1-Dichloropropene	8.821	75	68504	10.23	ug/L	99
32) Carbon tetrachloride	8.848	117	70375	10.14	ug/L	99
33) 1,2-Dichloroethane	8.989	62	65294	9.92	ug/L	98
34) Benzene	9.015	78	187018	10.24	ug/L	99
35) 2,2,4-Trimethylpentane	9.042	57	160968	10.09	ug/L	99
36) n-Heptane	9.148	57	36697	9.73	ug/L	95
37) Trichloroethene	9.518	95	57621	10.51	ug/L	98

Quantitation Report (QT Reviewed)

Data Path : H:\VOA\A228\130325\
Data File : 13032506.D
Acq On : 25 Mar 2013 13:42
Operator : JM
Sample : 10 PPB
Misc : ICAL
ALS Vial : 6 Sample Multiplier: 1

Quant Time: Mar 25 16:54:23 2013
Quant Method : H:\VOA\A228\METHODS\130325.M
Quant Title : 8260B_S
QLast Update : Mon Mar 25 16:43:10 2013
Response via : Initial Calibration

	Compound	R.T.	QIon	Response	Conc	Units		Dev(Min)
38)	1,2-Dichloropropane	9.703	63	50764	10.91	ug/L		95
39)	Bromodichloromethane	9.888	83	66182	9.91	ug/L		95
40)	Methyl cyclohexane	9.712	56	21320	10.93	ug/L		95
41)	Dibromomethane	9.800	93	34082	9.70	ug/L		96
42)	cis-1,3-Dichloropropene	10.223	75	84381	10.16	ug/L		95
43)	2-Chloroethylvinylether	10.056	63	7177	9.74	ug/L	#	79
44)	4-Methyl-2-pentanone	10.294	43	72685	20.81	ug/L		99
48)	Toluene	10.506	92	122385	10.15	ug/L		99
49)	trans-1,3-Dichloropropene	10.611	75	67798	9.64	ug/L		99
50)	1,1,2-Trichloroethane	10.770	83	38520	9.95	ug/L		99
51)	1,3-Dichloropropane	10.902	76	77912	10.06	ug/L		98
52)	Tetrachloroethene	10.929	166	71766	10.20	ug/L		96
53)	Dibromochloromethane	11.096	129	58521	9.49	ug/L		99
54)	1,2-Dibromoethane	11.211	107	52168	9.89	ug/L		98
55)	1-Chlorohexane	11.440	91	82961	9.83	ug/L		98
56)	Chlorobenzene	11.537	112	140927	10.08	ug/L		97
57)	n-Nonane	11.581	57	76108	10.95	ug/L		99
58)	1,1,1,2-Tetrachloroethane	11.573	131	54370	10.22	ug/L		95
59)	Ethylbenzene	11.581	91	229919	10.58	ug/L		98
60)	m,p-Xylene	11.652	106	184910	20.11	ug/L		98
61)	o-Xylene	11.952	106	91985	10.02	ug/L		96
62)	Styrene	11.952	104	154351	10.40	ug/L		98
63)	Isopropylbenzene	12.190	105	213801	10.15	ug/L		99
64)	Bromoform	12.137	173	41845	9.66	ug/L		94
65)	1,1,2,2-Tetrachloroethane	12.375	83	53915	10.26	ug/L		100
67)	2-Hexanone	10.894	43	48746	19.92	ug/L		97
69)	1,2,3-Trichloropropane	12.446	110	16880	9.94	ug/L		96
70)	n-Propylbenzene	12.490	91	277446	10.13	ug/L		98
71)	Bromobenzene	12.490	156	77560	9.93	ug/L		95
72)	1,3,5-Trimethylbenzene	12.587	105	198872	10.09	ug/L		98
73)	2-Chlorotoluene	12.595	91	186146	10.10	ug/L		99
74)	4-Chlorotoluene	12.675	91	169604	9.82	ug/L		99
75)	tert-Butylbenzene	12.860	119	205198	10.03	ug/L		98
76)	1,2,4-Trimethylbenzene	12.886	105	197146	10.03	ug/L		98
77)	sec-Butylbenzene	13.028	105	269819	10.08	ug/L		98
78)	4-Isopropyltoluene	13.107	119	221814	10.16	ug/L		97
79)	1,3-Dichlorobenzene	13.177	146	135969	9.81	ug/L		98
80)	1,4-Dichlorobenzene	13.239	146	127153	9.84	ug/L		97
81)	Dicyclopentadiene	13.292	66	18968	9.74	ug/L	#	97
82)	n-Butylbenzene	13.433	92	125508	10.18	ug/L		94
83)	1,2-Dichlorobenzene	13.557	146	132358	10.00	ug/L		99
84)	1,2-Dibromo-3-chloropr...	14.218	157	12465	9.53	ug/L		95
85)	1,2,4-Trichlorobenzene	15.065	180	96964	9.99	ug/L		97
86)	Hexachlorobutadiene	15.188	190	23455	9.74	ug/L		93
87)	Naphthalene	15.382	128	163190	9.41	ug/L		98
88)	1,2,3-Trichlorobenzene	15.655	180	81953	9.59	ug/L		93

(#) = qualifier out of range (m) = manual integration (+) = signals summed

Quantitation Report (QT Reviewed)

Data Path : H:\VOA\A228\130325\
Data File : 13032506.D
Acq On : 25 Mar 2013 13:42
Operator : JM
Sample : 10 PPB
Misc : ICAL
ALS Vial : 6 Sample Multiplier: 1

Quant Time: Mar 25 16:54:23 2013
Quant Method : H:\VOA\A228\METHODS\130325.M
Quant Title : 8260B_S
QLast Update : Mon Mar 25 16:43:10 2013
Response via : Initial Calibration

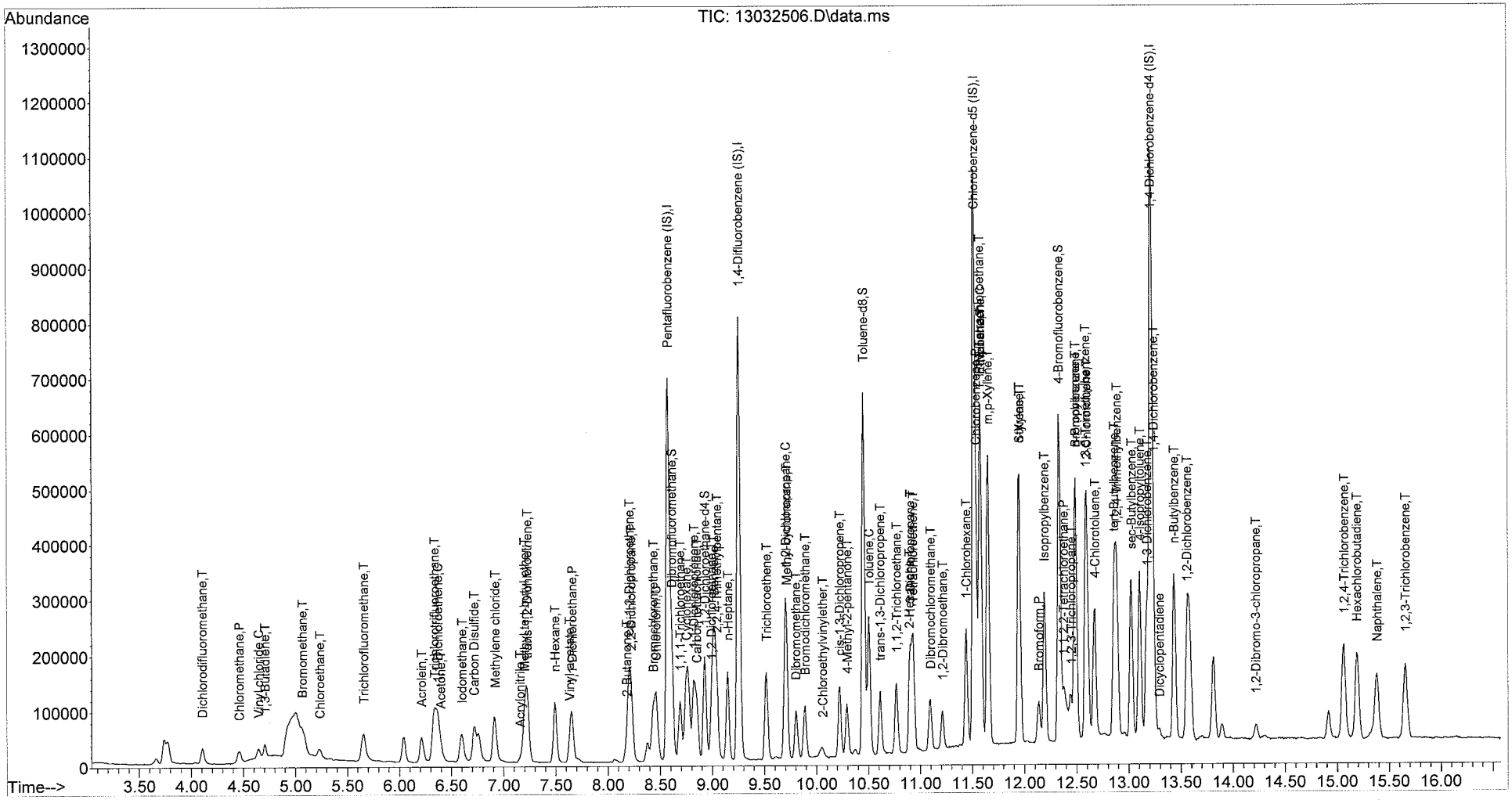

Quantitation Report (QT Reviewed)

Data Path : H:\VOA\A228\130325\
Data File : 13032507.D
Acq On : 25 Mar 2013 14:07
Operator : JM
Sample : 20 PPB
Misc : ICAL
ALS Vial : 7 Sample Multiplier: 1

Quant Time: Mar 25 16:53:39 2013
Quant Method : H:\VOA\A228\METHODS\130325.M
Quant Title : 8260B_S
QLast Update : Mon Mar 25 16:43:10 2013
Response via : Initial Calibration

Compound	R.T.	QIon	Response	Conc	Units	Dev(Min)
Internal Standards						
1) Pentafluorobenzene (IS)	8.578	168	620539	50.00	ug/L	0.00
30) 1,4-Difluorobenzene (IS)	9.257	114	813724	50.00	ug/L	0.00
47) Chlorobenzene-d5 (IS)	11.514	117	722919	50.00	ug/L	0.00
68) 1,4-Dichlorobenzene-d4...	13.216	152	394338	50.00	ug/L	0.00
System Monitoring Compounds						
22) Dibromofluoromethane	8.604	113	268512	49.35	ug/L	0.00
Spiked Amount 50.000	Range 52 - 140		Recovery = 98.70%			
45) 1,2-Dichloroethane-d4	8.922	65	254694	48.63	ug/L	0.00
Spiked Amount 50.000	Range 54 - 133		Recovery = 97.26%			
46) Toluene-d8	10.456	98	780172	47.18	ug/L	0.00
Spiked Amount 50.000	Range 63 - 126		Recovery = 94.36%			
66) 4-Bromofluorobenzene	12.335	95	391070	45.50	ug/L	0.00
Spiked Amount 50.000	Range 62 - 123		Recovery = 91.00%			
Target Compounds						Qvalue
2) Dichlorodifluoromethane	4.107	85	72053	20.97	ug/L	100
3) Chloromethane	4.460	50	63954	19.51	ug/L	100
4) Vinyl chloride	4.645	62	37904	18.35	ug/L	100
5) 1,3-Butadiene	4.707	54	20217	20.60	ug/L	100
6) Bromomethane	5.068	94	12085	20.24	ug/L	100
7) Chloroethane	5.227	64	47344	21.16	ug/L	100
8) Trichlorofluoromethane	5.650	101	143599	19.41	ug/L	100
9) Acrolein	6.215	56	71060	144.92	ug/L	100
10) Trichlorotrifluoroethane	6.338	151	95397	19.56	ug/L	100
11) 1,1-Dichloroethene	6.365	61	134667	20.81	ug/L	100
12) Methylene chloride	6.911	84	113368	21.27	ug/L	100
13) Acrylonitrile	7.158	53	24126	20.62	ug/L	100
14) trans-1,2-Dichloroethene	7.229	61	139947	19.95	ug/L	100
15) n-Hexane	7.493	57	122781	19.44	ug/L	100
16) 1,1-Dichloroethane	7.652	63	179701	19.98	ug/L	100
17) Cyclohexane	8.754	41	195406	19.75	ug/L	100
18) 2,2-Dichloropropane	8.225	77	152594	19.56	ug/L	100
19) cis-1,2-Dichloroethene	8.199	96	118176	19.90	ug/L	100
20) Chloroform	8.463	83	183077	21.77	ug/L	100
21) Bromochloromethane	8.428	128	65821	19.37	ug/L	100
23) 1,1,1-Trichloroethane	8.693	97	158271	19.74	ug/L	100
24) Acetone	6.400	43	50628	37.84	ug/L	100
25) 2-Butanone	8.172	43	97646	41.72	ug/L	100
26) Carbon Disulfide	6.717	76	300235	20.05	ug/L	100
27) Iodomethane	6.594	142	200654	20.89	ug/L	100
28) Vinyl acetate	7.634	43	133711	21.04	ug/L	100
29) Methyl tert-butyl ether	7.202	73	234720	19.72	ug/L	100
31) 1,1-Dichloropropene	8.816	75	136651	20.05	ug/L	100
32) Carbon tetrachloride	8.851	117	140078	19.82	ug/L	100
33) 1,2-Dichloroethane	8.992	62	130835	19.52	ug/L	100
34) Benzene	9.010	78	367168	21.45	ug/L	100
35) 2,2,4-Trimethylpentane	9.037	57	322711	21.76	ug/L	100
36) n-Heptane	9.151	57	74989	19.53	ug/L	100
37) Trichloroethene	9.513	95	111177	19.92	ug/L	100

Data Path : H:\VOA\A228\130325\
Data File : 13032507.D
Acq On : 25 Mar 2013 14:07
Operator : JM
Sample : 20 PPB
Misc : ICAL
ALS Vial : 7 Sample Multiplier: 1

Quant Time: Mar 25 16:53:39 2013
Quant Method : H:\VOA\A228\METHODS\130325.M
Quant Title : 8260B_S
QLast Update : Mon Mar 25 16:43:10 2013
Response via : Initial Calibration

Compound	R.T.	QIon	Response	Conc Units	Dev(Min)
38) 1,2-Dichloropropane	9.698	63	96104	20.29 ug/L	100
39) Bromodichloromethane	9.892	83	135289	19.90 ug/L	100
40) Methyl cyclohexane	9.707	56	39417	22.01 ug/L	100
41) Dibromomethane	9.804	93	69303	19.38 ug/L	100
42) cis-1,3-Dichloropropene	10.218	75	172200	20.37 ug/L	100
43) 2-Chloroethylvinylether	10.059	63	15498	20.60 ug/L	100
44) 4-Methyl-2-pentanone	10.289	43	145341	41.83 ug/L	100
48) Toluene	10.509	92	235012	19.72 ug/L	100
49) trans-1,3-Dichloropropene	10.615	75	137141	19.35 ug/L	100
50) 1,1,2-Trichloroethane	10.765	83	74046	18.98 ug/L	100
51) 1,3-Dichloropropane	10.897	76	150824	19.32 ug/L	100
52) Tetrachloroethene	10.932	166	139146	20.64 ug/L	100
53) Dibromochloromethane	11.091	129	121442	19.55 ug/L	100
54) 1,2-Dibromoethane	11.206	107	104434	19.64 ug/L	100
55) 1-Chlorohexane	11.444	91	167330	19.67 ug/L	100
56) Chlorobenzene	11.541	112	276718	19.65 ug/L	100
57) n-Nonane	11.585	57	137041	21.99 ug/L	100
58) 1,1,1,2-Tetrachloroethane	11.576	131	105164	20.61 ug/L	100
59) Ethylbenzene	11.576	91	429200	21.49 ug/L	100
60) m,p-Xylene	11.656	106	353389	38.14 ug/L	100
61) o-Xylene	11.947	106	177490	19.19 ug/L	100
62) Styrene	11.947	104	297196	19.87 ug/L	100
63) Isopropylbenzene	12.193	105	413653	19.49 ug/L	100
64) Bromoform	12.141	173	84652	19.39 ug/L	100
65) 1,1,2,2-Tetrachloroethane	12.379	83	103616	19.67 ug/L	100
67) 2-Hexanone	10.897	43	96883	39.82 ug/L	100
69) 1,2,3-Trichloropropane	12.440	110	33177	19.77 ug/L	100
70) n-Propylbenzene	12.484	91	526287	19.68 ug/L	100
71) Bromobenzene	12.493	156	144700	18.96 ug/L	100
72) 1,3,5-Trimethylbenzene	12.590	105	373894	19.41 ug/L	100
73) 2-Chlorotoluene	12.599	91	344745	19.16 ug/L	100
74) 4-Chlorotoluene	12.670	91	332759	19.71 ug/L	100
75) tert-Butylbenzene	12.864	119	388724	19.45 ug/L	100
76) 1,2,4-Trimethylbenzene	12.890	105	370471	19.29 ug/L	100
77) sec-Butylbenzene	13.022	105	514879	19.68 ug/L	100
78) 4-Isopropyltoluene	13.111	119	421565	19.76 ug/L	100
79) 1,3-Dichlorobenzene	13.172	146	262442	19.39 ug/L	100
80) 1,4-Dichlorobenzene	13.234	146	239751	19.00 ug/L	100
81) Dicyclopentadiene	13.296	66	37595	19.32 ug/L	100
82) n-Butylbenzene	13.437	92	239396	19.87 ug/L	100
83) 1,2-Dichlorobenzene	13.560	146	247617	19.15 ug/L	100
84) 1,2-Dibromo-3-chloropr...	14.222	157	25506	18.59 ug/L	100
85) 1,2,4-Trichlorobenzene	15.068	180	190164	20.06 ug/L	100
86) Hexachlorobutadiene	15.192	190	45441	19.31 ug/L	100
87) Naphthalene	15.386	128	332382	20.50 ug/L	100
88) 1,2,3-Trichlorobenzene	15.659	180	160932	21.02 ug/L	100

(#) = qualifier out of range (m) = manual integration (+) = signals summed

Quantitation Report (QT Reviewed)

Data Path : H:\VOA\A228\130325\
Data File : 13032507.D
Acq On : 25 Mar 2013 14:07
Operator : JM
Sample : 20 PPB
Misc : ICAL
ALS Vial : 7 Sample Multiplier: 1

Quant Time: Mar 25 16:53:39 2013
Quant Method : H:\VOA\A228\METHODS\130325.M
Quant Title : 8260B_S
QLast Update : Mon Mar 25 16:43:10 2013
Response via : Initial Calibration

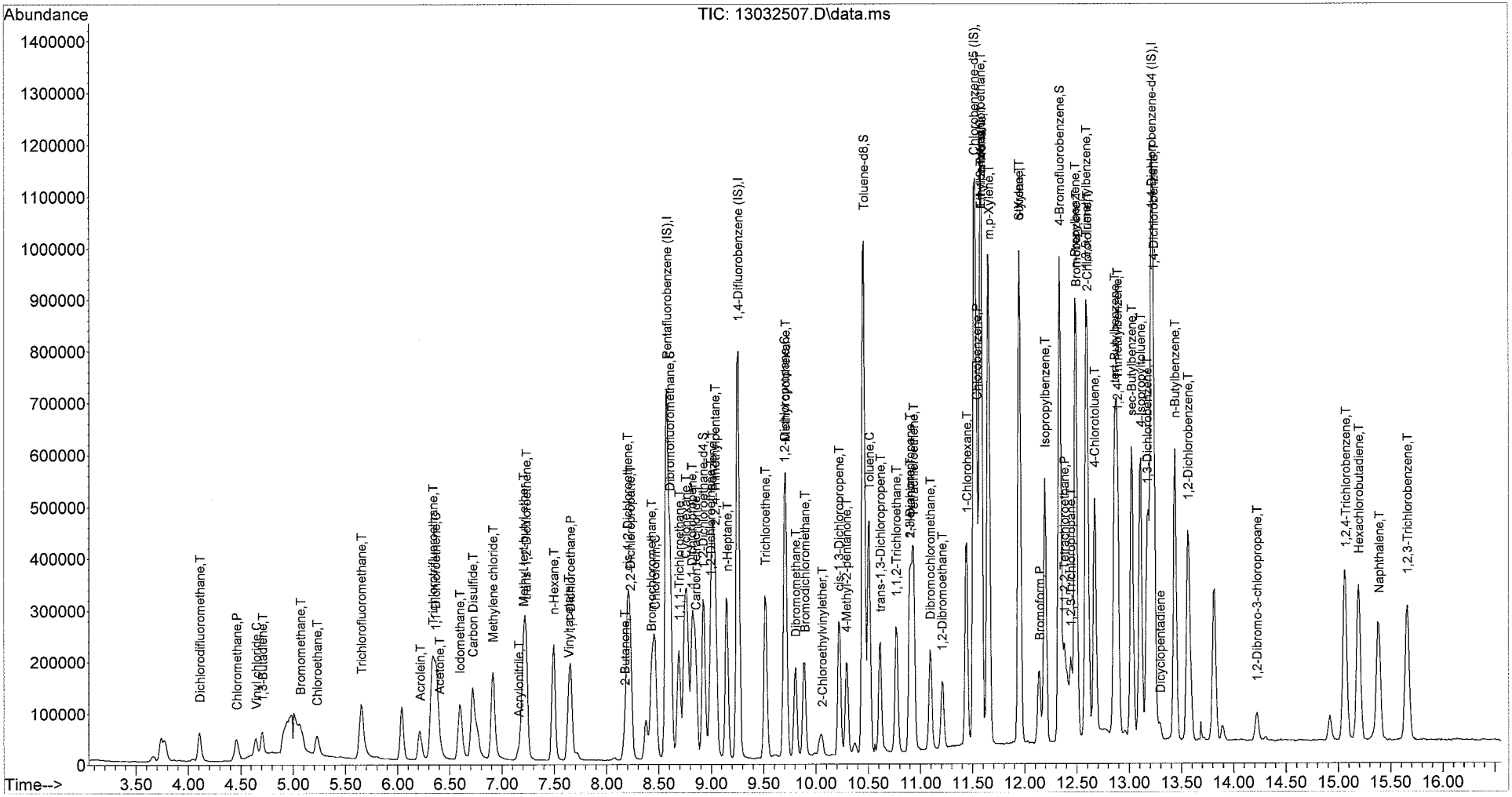

Quantitation Report (QT Reviewed)

Data Path : H:\VOA\A228\130325\
Data File : 13032508.D
Acq On : 25 Mar 2013 14:32
Operator : JM
Sample : 40 PPB
Misc : ICAL
ALS Vial : 8 Sample Multiplier: 1

Quant Time: Mar 25 16:52:52 2013
Quant Method : H:\VOA\A228\METHODS\130325.M
Quant Title : 8260B_S
QLast Update : Mon Mar 25 16:43:10 2013
Response via : Initial Calibration

Compound	R.T.	QIon	Response	Conc	Units	Dev(Min)
Internal Standards						
1) Pentafluorobenzene (IS)	8.575	168	632733	50.00	ug/L	0.00
30) 1,4-Difluorobenzene (IS)	9.254	114	831664	50.00	ug/L	0.00
47) Chlorobenzene-d5 (IS)	11.521	117	706664	50.00	ug/L	0.00
68) 1,4-Dichlorobenzene-d4...	13.214	152	378336	50.00	ug/L	0.00
System Monitoring Compounds						
22) Dibromofluoromethane	8.611	113	382504	68.95	ug/L	0.00
Spiked Amount 50.000	Range 52 - 140		Recovery = 137.90%			
45) 1,2-Dichloroethane-d4	8.928	65	362032	67.64	ug/L	0.00
Spiked Amount 50.000	Range 54 - 133		Recovery = 135.28%#			
46) Toluene-d8	10.454	98	1058121	62.61	ug/L	0.00
Spiked Amount 50.000	Range 63 - 126		Recovery = 125.22%			
66) 4-Bromofluorobenzene	12.332	95	546699	65.07	ug/L	0.00
Spiked Amount 50.000	Range 62 - 123		Recovery = 130.14%#			
Target Compounds						Qvalue
2) Dichlorodifluoromethane	4.104	85	138250	39.92	ug/L	95
3) Chloromethane	4.457	50	128301	38.78	ug/L	96
4) Vinyl chloride	4.642	62	77956	37.00	ug/L	98
5) 1,3-Butadiene	4.704	54	39501	40.11	ug/L	95
6) Bromomethane	5.066	94	25213	43.81	ug/L	95
7) Chloroethane	5.233	64	94671	41.42	ug/L	99
8) Trichlorofluoromethane	5.656	101	286610	38.00	ug/L	98
9) Acrolein	6.212	56	84968	169.95	ug/L	100
10) Trichlorotrifluoroethane	6.335	151	197852	39.78	ug/L	98
11) 1,1-Dichloroethene	6.371	61	276361	43.24	ug/L	95
12) Methylene chloride	6.909	84	221665	41.95	ug/L	95
13) Acrylonitrile	7.156	53	47099	39.54	ug/L	86
14) trans-1,2-Dichloroethene	7.226	61	270001	37.75	ug/L	98
15) n-Hexane	7.491	57	250164	38.86	ug/L	95
16) 1,1-Dichloroethane	7.649	63	349517	38.10	ug/L	99
17) Cyclohexane	8.752	41	377003	37.37	ug/L	93
18) 2,2-Dichloropropane	8.223	77	298312	37.50	ug/L	100
19) cis-1,2-Dichloroethene	8.205	96	235349	38.86	ug/L	95
20) Chloroform	8.461	83	356085	43.16	ug/L	99
21) Bromochloromethane	8.434	128	128958	37.22	ug/L	93
23) 1,1,1-Trichloroethane	8.690	97	314188	38.42	ug/L	98
24) Acetone	6.406	43	105083	85.01	ug/L	93
25) 2-Butanone	8.170	43	165253	79.32	ug/L	96
26) Carbon Disulfide	6.723	76	600369	39.32	ug/L	97
27) Iodomethane	6.600	142	388355	39.65	ug/L	98
28) Vinyl acetate	7.632	43	261492	40.36	ug/L	98
29) Methyl tert-butyl ether	7.200	73	473284	38.99	ug/L	99
31) 1,1-Dichloropropene	8.822	75	270519	38.83	ug/L	98
32) Carbon tetrachloride	8.849	117	276522	38.28	ug/L	98
33) 1,2-Dichloroethane	8.990	62	254176	37.10	ug/L	97
34) Benzene	9.016	78	729455	43.43	ug/L	97
35) 2,2,4-Trimethylpentane	9.043	57	636435	43.80	ug/L	99
36) n-Heptane	9.148	57	149179	38.01	ug/L	99
37) Trichloroethene	9.519	95	218028	38.22	ug/L	95

Quantitation Report (QT Reviewed)

Data Path : H:\VOA\A228\130325\
Data File : 13032508.D
Acq On : 25 Mar 2013 14:32
Operator : JM
Sample : 40 PPB
Misc : ICAL
ALS Vial : 8 Sample Multiplier: 1

Quant Time: Mar 25 16:52:52 2013
Quant Method : H:\VOA\A228\METHODS\130325.M
Quant Title : 8260B_S
QLast Update : Mon Mar 25 16:43:10 2013
Response via : Initial Calibration

Compound	R.T.	QIon	Response	Conc Units	Dev(Min)
38) 1,2-Dichloropropane	9.695	63	186305	38.48 ug/L	99
39) Bromodichloromethane	9.889	83	266646	38.38 ug/L	98
40) Methyl cyclohexane	9.713	56	77108	44.53 ug/L	96
41) Dibromomethane	9.801	93	135194	36.99 ug/L	98
42) cis-1,3-Dichloropropene	10.224	75	338602	39.19 ug/L	95
43) 2-Chloroethylvinylether	10.057	63	30767	39.94 ug/L	94
44) 4-Methyl-2-pentanone	10.295	43	281637	80.21 ug/L	98
48) Toluene	10.506	92	473107	41.05 ug/L	99
49) trans-1,3-Dichloropropene	10.612	75	269536	38.91 ug/L	99
50) 1,1,2-Trichloroethane	10.771	83	143757	37.71 ug/L	97
51) 1,3-Dichloropropane	10.903	76	285344	37.39 ug/L	94
52) Tetrachloroethene	10.930	166	268367	41.80 ug/L	99
53) Dibromochloromethane	11.097	129	243671	40.12 ug/L	98
54) 1,2-Dibromoethane	11.212	107	206790	39.79 ug/L	97
55) 1-Chlorohexane	11.441	91	321911	38.72 ug/L	99
56) Chlorobenzene	11.538	112	530495	38.54 ug/L	97
57) n-Nonane	11.582	57	258191	45.22 ug/L	99
58) 1,1,1,2-Tetrachloroethane	11.573	131	203954	41.96 ug/L	98
59) Ethylbenzene	11.582	91	815716	43.87 ug/L	98
60) m,p-Xylene	11.653	106	677994	74.86 ug/L	96
61) o-Xylene	11.953	106	336100	37.18 ug/L	96
62) Styrene	11.953	104	556550	38.06 ug/L	96
63) Isopropylbenzene	12.191	105	787846	37.97 ug/L	99
64) Bromoform	12.138	173	176769	41.42 ug/L	95
65) 1,1,2,2-Tetrachloroethane	12.376	83	204563	39.84 ug/L	99
67) 2-Hexanone	10.894	43	189514	80.23 ug/L	97
69) 1,2,3-Trichloropropane	12.446	110	64293	39.69 ug/L	99
70) n-Propylbenzene	12.491	91	984963	38.38 ug/L	99
71) Bromobenzene	12.491	156	273380	37.34 ug/L	98
72) 1,3,5-Trimethylbenzene	12.588	105	711727	38.51 ug/L	98
73) 2-Chlorotoluene	12.605	91	658794	38.15 ug/L	96
74) 4-Chlorotoluene	12.676	91	620160	38.29 ug/L	98
75) tert-Butylbenzene	12.861	119	733232	38.24 ug/L	99
76) 1,2,4-Trimethylbenzene	12.887	105	693717	37.64 ug/L	98
77) sec-Butylbenzene	13.028	105	967516	38.54 ug/L	99
78) 4-Isopropyltoluene	13.108	119	799932	39.09 ug/L	99
79) 1,3-Dichlorobenzene	13.178	146	489085	37.67 ug/L	98
80) 1,4-Dichlorobenzene	13.240	146	472996	39.06 ug/L	96
81) Dicyclopentadiene	13.293	66	75903	40.20 ug/L	98
82) n-Butylbenzene	13.434	92	460568	39.85 ug/L	95
83) 1,2-Dichlorobenzene	13.566	146	475697	38.34 ug/L	99
84) 1,2-Dibromo-3-chloropr...	14.219	157	51966	38.07 ug/L	97
85) 1,2,4-Trichlorobenzene	15.065	180	375592	41.29 ug/L	99
86) Hexachlorobutadiene	15.189	190	91606	40.58 ug/L	95
87) Naphthalene	15.383	128	667962	43.83 ug/L	99
88) 1,2,3-Trichlorobenzene	15.656	180	322550	45.79 ug/L	95

(#) = qualifier out of range (m) = manual integration (+) = signals summed

Quantitation Report (QT Reviewed)

Data Path : H:\VOA\A228\130325\
Data File : 13032508.D
Acq On : 25 Mar 2013 14:32
Operator : JM
Sample : 40 PPB
Misc : ICAL
ALS Vial : 8 Sample Multiplier: 1

Quant Time: Mar 25 16:52:52 2013
Quant Method : H:\VOA\A228\METHODS\130325.M
Quant Title : 8260B_S
QLast Update : Mon Mar 25 16:43:10 2013
Response via : Initial Calibration

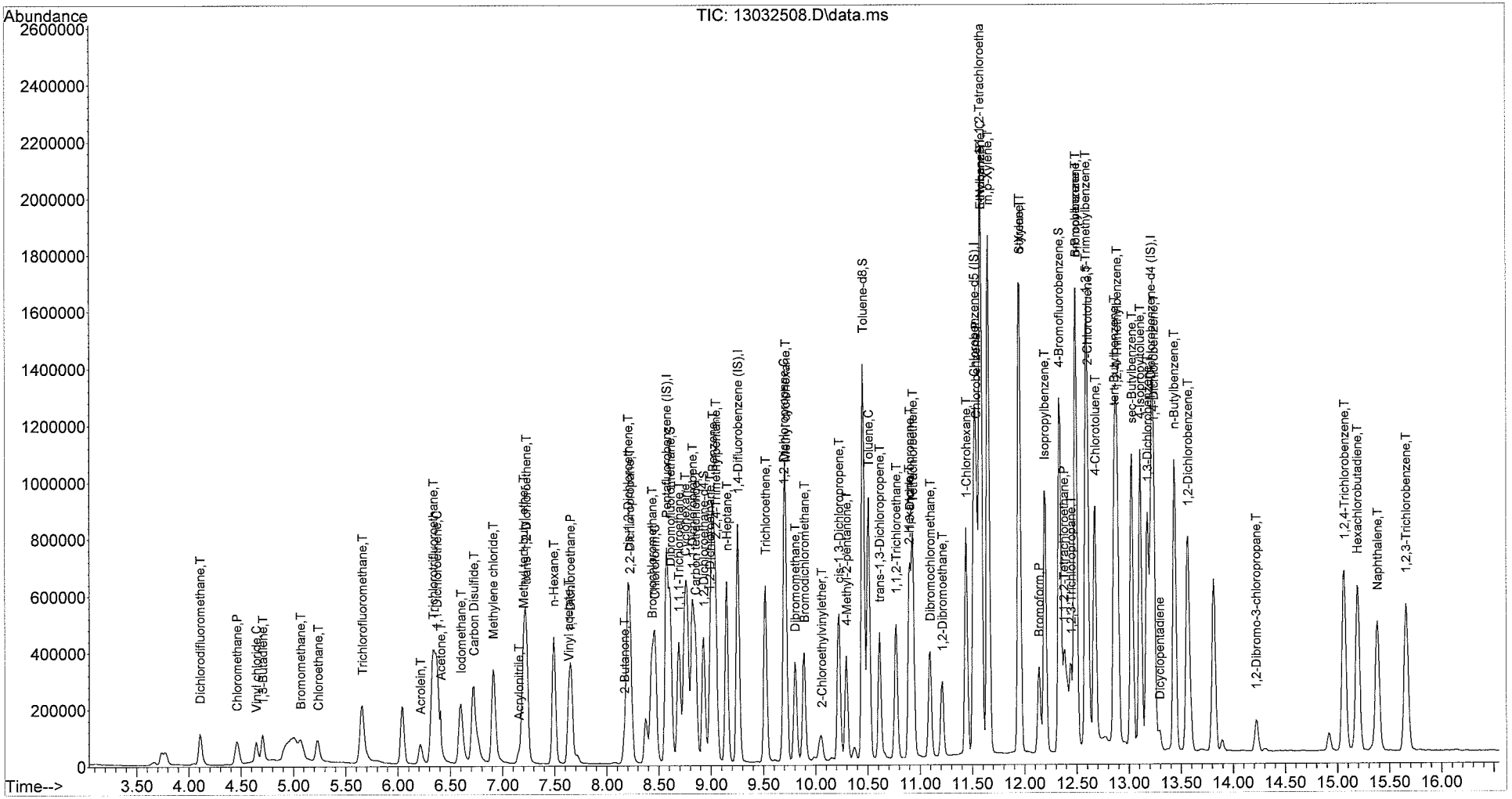

Quantitation Report (QT Reviewed)

Data Path : H:\VOA\A228\130325\
Data File : 13032509.D
Acq On : 25 Mar 2013 14:57
Operator : JM
Sample : 80 PPB
Misc : ICAL
ALS Vial : 9 Sample Multiplier: 1

Quant Time: Mar 25 16:52:04 2013
Quant Method : H:\VOA\A228\METHODS\130325.M
Quant Title : 8260B_S
QLast Update : Mon Mar 25 16:43:10 2013
Response via : Initial Calibration

Compound	R.T.	QIon	Response	Conc	Units	Dev(Min)
Internal Standards						
1) Pentafluorobenzene (IS)	8.575	168	632651	50.00	ug/L	0.00
30) 1,4-Difluorobenzene (IS)	9.254	114	838793	50.00	ug/L	0.00
47) Chlorobenzene-d5 (IS)	11.520	117	685844	50.00	ug/L	0.00
68) 1,4-Dichlorobenzene-d4...	13.222	152	375267	50.00	ug/L	0.00
System Monitoring Compounds						
22) Dibromofluoromethane	8.610	113	485021	87.44	ug/L	0.00
Spiked Amount 50.000	Range 52 - 140		Recovery = 174.88%#			
45) 1,2-Dichloroethane-d4	8.928	65	460818	85.36	ug/L	0.00
Spiked Amount 50.000	Range 54 - 133		Recovery = 170.72%#			
46) Toluene-d8	10.453	98	1303618	76.48	ug/L	0.00
Spiked Amount 50.000	Range 63 - 126		Recovery = 152.96%#			
66) 4-Bromofluorobenzene	12.332	95	703663	86.29	ug/L	0.00
Spiked Amount 50.000	Range 62 - 123		Recovery = 172.58%#			
Target Compounds						Qvalue
2) Dichlorodifluoromethane	4.104	85	274963	79.93	ug/L	95
3) Chloromethane	4.457	50	259267	78.79	ug/L	99
4) Vinyl chloride	4.642	62	156965	74.52	ug/L	100
5) 1,3-Butadiene	4.704	54	78240	80.15	ug/L	97
6) Bromomethane	5.066	94	44123	78.41	ug/L	91
7) Chloroethane	5.224	64	183160	80.07	ug/L	99
8) Trichlorofluoromethane	5.656	101	555622	73.67	ug/L	98
9) Acrolein	6.212	56	113998	228.04	ug/L	96
10) Trichlorotrifluoroethane	6.335	151	371529	74.70	ug/L	97
11) 1,1-Dichloroethene	6.371	61	509598	80.88	ug/L	95
12) Methylene chloride	6.909	84	420690	80.76	ug/L	95
13) Acrylonitrile	7.155	53	94905	79.74	ug/L	97
14) trans-1,2-Dichloroethene	7.226	61	492104	68.81	ug/L	98
15) n-Hexane	7.491	57	469868	72.99	ug/L	96
16) 1,1-Dichloroethane	7.658	63	645463	70.38	ug/L	99
17) Cyclohexane	8.752	41	695796	68.97	ug/L #	93
18) 2,2-Dichloropropane	8.222	77	550372	69.20	ug/L	98
19) cis-1,2-Dichloroethene	8.205	96	438762	72.46	ug/L	94
20) Chloroform	8.461	83	654689	80.89	ug/L	98
21) Bromochloromethane	8.434	128	242321	69.95	ug/L	93
23) 1,1,1-Trichloroethane	8.690	97	590655	72.24	ug/L	99
24) Acetone	6.397	43	187894	158.09	ug/L	98
25) 2-Butanone	8.170	43	301123	157.11	ug/L	93
26) Carbon Disulfide	6.723	76	1146609	75.10	ug/L	98
27) Iodomethane	6.600	142	745816	76.15	ug/L	99
28) Vinyl acetate	7.632	43	502470	77.57	ug/L	97
29) Methyl tert-butyl ether	7.200	73	895222	73.76	ug/L	99
31) 1,1-Dichloropropene	8.822	75	501580	71.39	ug/L	99
32) Carbon tetrachloride	8.849	117	527640	72.41	ug/L	96
33) 1,2-Dichloroethane	8.990	62	482870	69.88	ug/L	98
34) Benzene	9.016	78	1337735	80.46	ug/L	97
35) 2,2,4-Trimethylpentane	9.043	57	1158871	80.65	ug/L	98
36) n-Heptane	9.148	57	273215	69.02	ug/L	98
37) Trichloroethene	9.519	95	408041	70.91	ug/L	93

Data Path : H:\VOA\A228\130325\
Data File : 13032509.D
Acq On : 25 Mar 2013 14:57
Operator : JM
Sample : 80 PPB
Misc : ICAL
ALS Vial : 9 Sample Multiplier: 1

Quant Time: Mar 25 16:52:04 2013
Quant Method : H:\VOA\A228\METHODS\130325.M
Quant Title : 8260B_S
QLast Update : Mon Mar 25 16:43:10 2013
Response via : Initial Calibration

Compound	R.T.	QIon	Response	Conc Units	Dev(Min)
38) 1,2-Dichloropropane	9.695	63	339193	69.46 ug/L	96
39) Bromodichloromethane	9.889	83	520159	74.22 ug/L	97
40) Methyl cyclohexane	9.713	56	137557	80.78 ug/L	90
41) Dibromomethane	9.801	93	265569	72.04 ug/L	98
42) cis-1,3-Dichloropropene	10.224	75	639833	73.43 ug/L	95
43) 2-Chloroethylvinylether	10.057	63	62673	80.61 ug/L	90
44) 4-Methyl-2-pentanone	10.295	43	561947	159.65 ug/L	97
48) Toluene	10.506	92	884949	79.49 ug/L	94
49) trans-1,3-Dichloropropene	10.612	75	522175	77.67 ug/L	98
50) 1,1,2-Trichloroethane	10.771	83	276682	74.77 ug/L	96
51) 1,3-Dichloropropane	10.903	76	532225	71.85 ug/L	95
52) Tetrachloroethene	10.930	166	496872	80.75 ug/L	97
53) Dibromochloromethane	11.097	129	479335	81.33 ug/L	97
54) 1,2-Dibromoethane	11.212	107	405001	80.29 ug/L	97
55) 1-Chlorohexane	11.441	91	607778	75.32 ug/L	99
56) Chlorobenzene	11.538	112	990809	74.16 ug/L	97
57) n-Nonane	11.582	57	443261	82.36 ug/L	97
58) 1,1,1,2-Tetrachloroethane	11.573	131	380635	81.68 ug/L	96
59) Ethylbenzene	11.582	91	1454381	82.45 ug/L	98
60) m,p-Xylene	11.653	106	1255895	142.88 ug/L	93
61) o-Xylene	11.953	106	614180	70.00 ug/L	94
62) Styrene	11.953	104	1014977	71.52 ug/L	97
63) Isopropylbenzene	12.191	105	1452590	72.14 ug/L	98
64) Bromoform	12.138	173	358420	86.53 ug/L	95
65) 1,1,2,2-Tetrachloroethane	12.376	83	401230	80.63 ug/L	99
67) 2-Hexanone	10.894	43	369584	161.76 ug/L	97
69) 1,2,3-Trichloropropane	12.446	110	126190	78.33 ug/L	97
70) n-Propylbenzene	12.490	91	1788479	70.26 ug/L	98
71) Bromobenzene	12.490	156	525091	72.30 ug/L	98
72) 1,3,5-Trimethylbenzene	12.587	105	1284387	70.06 ug/L	96
73) 2-Chlorotoluene	12.605	91	1186728	69.29 ug/L	95
74) 4-Chlorotoluene	12.676	91	1171098	72.90 ug/L	97
75) tert-Butylbenzene	12.861	119	1331495	70.02 ug/L	99
76) 1,2,4-Trimethylbenzene	12.887	105	1262834	69.08 ug/L	95
77) sec-Butylbenzene	13.028	105	1772049	71.17 ug/L	97
78) 4-Isopropyltoluene	13.108	119	1480931	72.96 ug/L	99
79) 1,3-Dichlorobenzene	13.178	146	895904	69.56 ug/L	96
80) 1,4-Dichlorobenzene	13.240	146	899697	74.91 ug/L	95
81) Dicyclopentadiene	13.293	66	151532	80.48 ug/L	98
82) n-Butylbenzene	13.434	92	847882	73.96 ug/L	94
83) 1,2-Dichlorobenzene	13.566	146	877084	71.26 ug/L	98
84) 1,2-Dibromo-3-chloropr...	14.219	157	110277	80.03 ug/L	97
85) 1,2,4-Trichlorobenzene	15.065	180	658880	73.03 ug/L	93
86) Hexachlorobutadiene	15.198	190	164002	73.25 ug/L	96
87) Naphthalene	15.383	128	1225789	81.78 ug/L	99
88) 1,2,3-Trichlorobenzene	15.656	180	572149	83.26 ug/L	95

(#) = qualifier out of range (m) = manual integration (+) = signals summed

Quantitation Report (QT Reviewed)

Data Path : H:\VOA\A228\130325\
Data File : 13032509.D
Acq On : 25 Mar 2013 14:57
Operator : JM
Sample : 80 PPB
Misc : ICAL
ALS Vial : 9 Sample Multiplier: 1

Quant Time: Mar 25 16:52:04 2013
Quant Method : H:\VOA\A228\METHODS\130325.M
Quant Title : 8260B_S
QLast Update : Mon Mar 25 16:43:10 2013
Response via : Initial Calibration

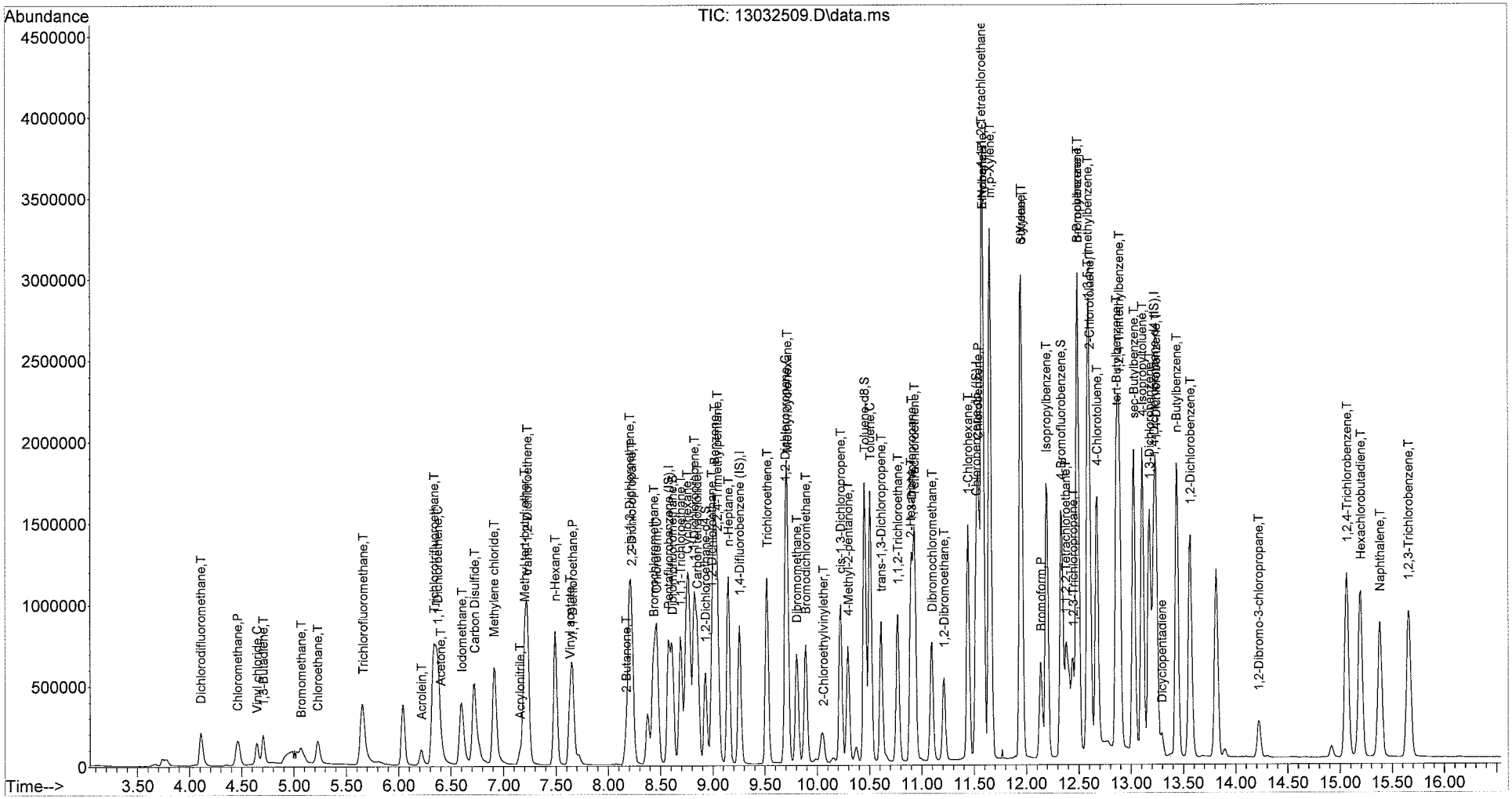

Quantitation Report (QT Reviewed)

Data Path : H:\VOA\A228\130325\
Data File : 13032510.D
Acq On : 25 Mar 2013 15:21
Operator : JM
Sample : 100 PPB
Misc : ICAL
ALS Vial : 10 Sample Multiplier: 1

Quant Time: Mar 25 16:51:06 2013
Quant Method : H:\VOA\A228\METHODS\130325.M
Quant Title : 8260B_S
QLast Update : Mon Mar 25 16:43:10 2013
Response via : Initial Calibration

Compound	R.T.	QIon	Response	Conc	Units	Dev(Min)
Internal Standards						
1) Pentafluorobenzene (IS)	8.576	168	621828	50.00	ug/L	0.00
30) 1,4-Difluorobenzene (IS)	9.255	114	815241	50.00	ug/L	0.00
47) Chlorobenzene-d5 (IS)	11.521	117	679245	50.00	ug/L	0.00
68) 1,4-Dichlorobenzene-d4...	13.223	152	352767	50.00	ug/L	0.00
System Monitoring Compounds						
22) Dibromofluoromethane	8.576	113	1023	0.19	ug/L	-0.03
Spiked Amount 50.000	Range 52 - 140		Recovery = 0.38%#			
45) 1,2-Dichloroethane-d4	8.990	65	30523	5.82	ug/L	0.07
Spiked Amount 50.000	Range 54 - 133		Recovery = 11.64%#			
46) Toluene-d8	10.454	98	3891	0.23	ug/L	0.00
Spiked Amount 50.000	Range 63 - 126		Recovery = 0.46%#			
66) 4-Bromofluorobenzene	12.376	95	82656	10.23	ug/L	0.04
Spiked Amount 50.000	Range 62 - 123		Recovery = 20.46%#			
Target Compounds						Qvalue
2) Dichlorodifluoromethane	4.105	85	337315	99.89	ug/L	95
3) Chloromethane	4.458	50	327756	101.45	ug/L	98
4) Vinyl chloride	4.643	62	188646	91.12	ug/L	98
5) 1,3-Butadiene	4.705	54	95490	99.69	ug/L	98
6) Bromomethane	5.066	94	54780	99.65	ug/L	94
7) Chloroethane	5.225	64	223254	99.28	ug/L	99
8) Trichlorofluoromethane	5.657	101	664700	89.66	ug/L	98
9) Acrolein	6.212	56	243106	494.77	ug/L	99
10) Trichlorotrifluoroethane	6.336	151	439058	89.82	ug/L	97
11) 1,1-Dichloroethene	6.371	61	604524	97.89	ug/L	94
12) Methylene chloride	6.918	84	502379	98.39	ug/L	98
13) Acrylonitrile	7.156	53	117328	100.32	ug/L	99
14) trans-1,2-Dichloroethene	7.227	61	580718	82.62	ug/L	96
15) n-Hexane	7.491	57	559536	88.43	ug/L	94
16) 1,1-Dichloroethane	7.659	63	762591	84.60	ug/L	98
17) Cyclohexane	8.752	41	816860	82.39	ug/L #	90
18) 2,2-Dichloropropane	8.223	77	650978	83.27	ug/L	98
19) cis-1,2-Dichloroethene	8.205	96	520929	87.52	ug/L	94
20) Chloroform	8.461	83	774406	97.71	ug/L	98
21) Bromochloromethane	8.435	128	286252	84.08	ug/L	94
23) 1,1,1-Trichloroethane	8.690	97	706339	87.89	ug/L	99
24) Acetone	6.398	43	231385	200.02	ug/L	97
25) 2-Butanone	8.170	43	373566	202.30	ug/L	91
26) Carbon Disulfide	6.724	76	1381511	92.06	ug/L	97
27) Iodomethane	6.600	142	863940	89.74	ug/L	99
28) Vinyl acetate	7.632	43	613407	96.34	ug/L	98
29) Methyl tert-butyl ether	7.200	73	1072785	89.93	ug/L	98
31) 1,1-Dichloropropene	8.823	75	594874	87.12	ug/L	99
32) Carbon tetrachloride	8.849	117	625263	88.29	ug/L	96
33) 1,2-Dichloroethane	8.990	62	580855	86.49	ug/L	99
34) Benzene	9.017	78	1577231	98.00	ug/L	97
35) 2,2,4-Trimethylpentane	9.043	57	1358395	97.66	ug/L	98
36) n-Heptane	9.149	57	331361	86.13	ug/L	99
37) Trichloroethene	9.519	95	485889	86.88	ug/L	94

Data Path : H:\VOA\A228\130325\
Data File : 13032510.D
Acq On : 25 Mar 2013 15:21
Operator : JM
Sample : 100 PPB
Misc : ICAL
ALS Vial : 10 Sample Multiplier: 1

Quant Time: Mar 25 16:51:06 2013
Quant Method : H:\VOA\A228\METHODS\130325.M
Quant Title : 8260B_S
QLast Update : Mon Mar 25 16:43:10 2013
Response via : Initial Calibration

Compound	R.T.	QIon	Response	Conc	Units	Dev(Min)
38) 1,2-Dichloropropane	9.696	63	406325	85.61	ug/L	96
39) Bromodichloromethane	9.890	83	627322	92.10	ug/L	96
40) Methyl cyclohexane	9.713	56	159926	97.15	ug/L	90
41) Dibromomethane	9.801	93	321745	89.80	ug/L	98
42) cis-1,3-Dichloropropene	10.225	75	771169	91.06	ug/L	94
43) 2-Chloroethylvinylether	10.057	63	75172	99.47	ug/L	93
44) 4-Methyl-2-pentanone	10.295	43	682739	199.82	ug/L	96
48) Toluene	10.507	92	1101879	100.04	ug/L	91
49) trans-1,3-Dichloropropene	10.613	75	635561	95.46	ug/L	98
50) 1,1,2-Trichloroethane	10.771	83	330813	90.27	ug/L	96
51) 1,3-Dichloropropane	10.904	76	634889	86.54	ug/L	96
52) Tetrachloroethene	10.930	166	599194	98.56	ug/L	99
53) Dibromochloromethane	11.098	129	581815	99.67	ug/L	97
54) 1,2-Dibromoethane	11.212	107	488330	97.75	ug/L	98
55) 1-Chlorohexane	11.442	91	725546	90.78	ug/L	99
56) Chlorobenzene	11.539	112	1175855	88.87	ug/L	96
57) n-Nonane	11.583	57	507173	95.62	ug/L	96
58) 1,1,1,2-Tetrachloroethane	11.574	131	450237	97.77	ug/L	97
59) Ethylbenzene	11.583	91	1674321	96.20	ug/L	97
60) m,p-Xylene	11.653	106	1467233	168.54	ug/L	94
61) o-Xylene	11.953	106	720509	82.91	ug/L	92
62) Styrene	11.953	104	1182501	84.14	ug/L	98
63) Isopropylbenzene	12.191	105	1706836	85.59	ug/L	98
64) Bromoform	12.138	173	436615	106.44	ug/L	96
65) 1,1,2,2-Tetrachloroethane	12.376	83	490721	99.60	ug/L	98
67) 2-Hexanone	10.895	43	449055	198.58	ug/L	97
69) 1,2,3-Trichloropropane	12.447	110	153832	101.51	ug/L	98
70) n-Propylbenzene	12.491	91	2063859	86.25	ug/L	98
71) Bromobenzene	12.491	156	610786	89.47	ug/L	98
72) 1,3,5-Trimethylbenzene	12.588	105	1472867	85.46	ug/L	97
73) 2-Chlorotoluene	12.606	91	1370559	85.13	ug/L	95
74) 4-Chlorotoluene	12.676	91	1370137	90.73	ug/L	97
75) tert-Butylbenzene	12.861	119	1521209	85.09	ug/L	99
76) 1,2,4-Trimethylbenzene	12.888	105	1446839	84.20	ug/L	95
77) sec-Butylbenzene	13.029	105	2025285	86.53	ug/L	97
78) 4-Isopropyltoluene	13.108	119	1693019	88.73	ug/L	99
79) 1,3-Dichlorobenzene	13.179	146	1033761	85.38	ug/L	96
80) 1,4-Dichlorobenzene	13.241	146	1037419	91.88	ug/L	94
81) Dicyclopentadiene	13.293	66	176656	99.71	ug/L	98
82) n-Butylbenzene	13.435	92	967520	89.78	ug/L	93
83) 1,2-Dichlorobenzene	13.567	146	1007582	87.09	ug/L	96
84) 1,2-Dibromo-3-chloropr...	14.228	157	131316	101.04	ug/L	93
85) 1,2,4-Trichlorobenzene	15.066	180	742883	87.60	ug/L	96
86) Hexachlorobutadiene	15.198	190	182310	86.61	ug/L	95
87) Naphthalene	15.383	128	1365813	97.08	ug/L	99
88) 1,2,3-Trichlorobenzene	15.657	180	612265	95.02	ug/L	94

(#) = qualifier out of range (m) = manual integration (+) = signals summed

Quantitation Report (QT Reviewed)

Data Path : H:\VOA\A228\130325\
Data File : 13032510.D
Acq On : 25 Mar 2013 15:21
Operator : JM
Sample : 100 PPB
Misc : ICAL
ALS Vial : 10 Sample Multiplier: 1

Quant Time: Mar 25 16:51:06 2013
Quant Method : H:\VOA\A228\METHODS\130325.M
Quant Title : 8260B_S
QLast Update : Mon Mar 25 16:43:10 2013
Response via : Initial Calibration

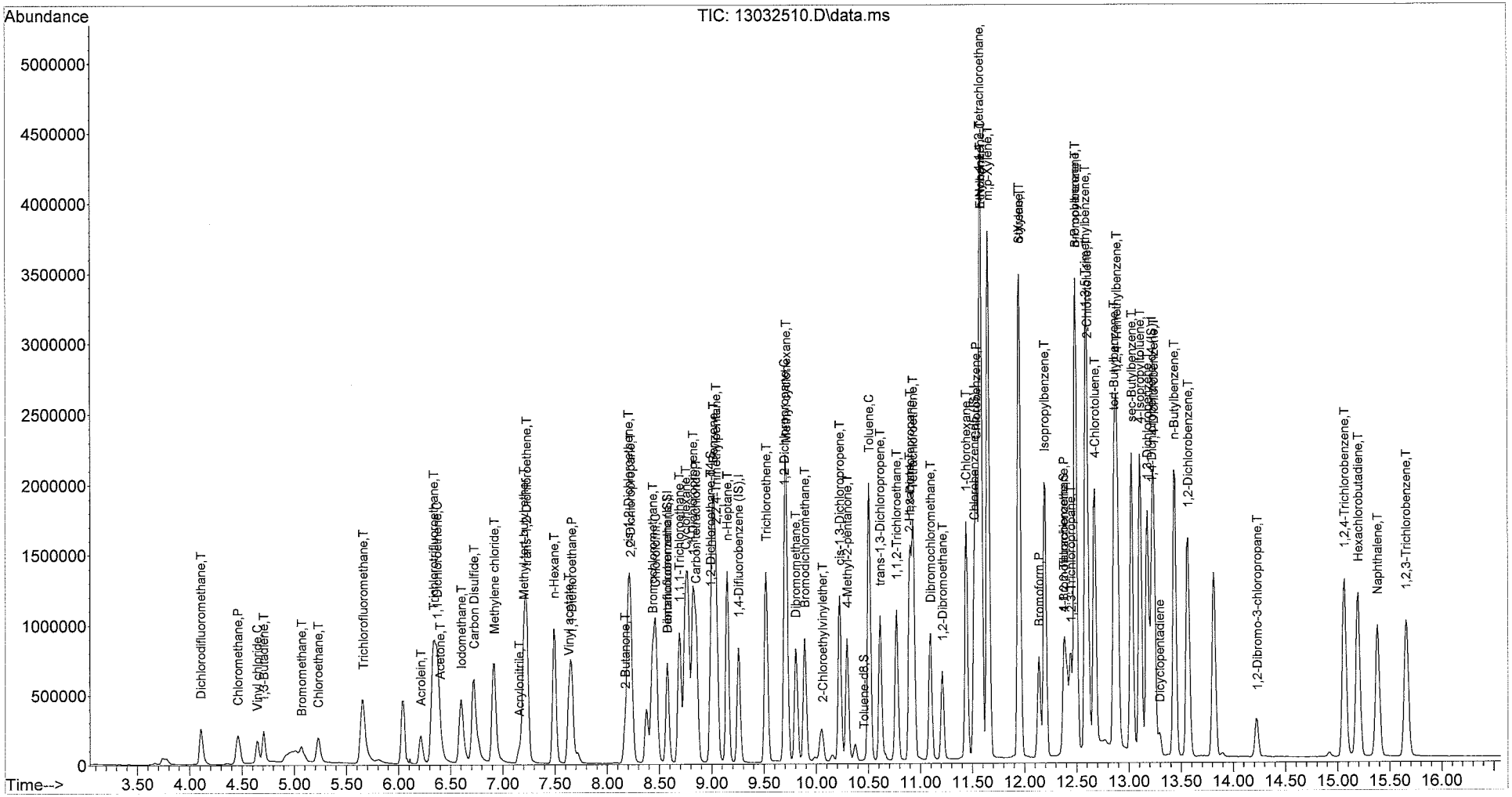

Quantitation Report (Not Reviewed)

Data Path : H:\VOA\A228\130325\
Data File : 13032513.D
Acq On : 25 Mar 2013 16:36
Operator : JM
Sample : ICV
Misc : SECOND SOURCE
ALS Vial : 13 Sample Multiplier: 1

Quant Time: Mar 25 17:03:10 2013
Quant Method : H:\VOA\A228\METHODS\130325.M
Quant Title : 8260B_S
QLast Update : Mon Mar 25 16:43:10 2013
Response via : Initial Calibration

Compound	R.T.	QIon	Response	Conc	Units	Dev(Min)
Internal Standards						
1) Pentafluorobenzene (IS)	8.579	168	590661	50.00	ug/L	0.00
30) 1,4-Difluorobenzene (IS)	9.258	114	765363	50.00	ug/L	0.00
47) Chlorobenzene-d5 (IS)	11.525	117	671529	50.00	ug/L	0.01
68) 1,4-Dichlorobenzene-d4...	13.218	152	376802	50.00	ug/L	0.00
System Monitoring Compounds						
22) Dibromofluoromethane	8.615	113	252221	48.70	ug/L	0.01
Spiked Amount 50.000	Range 52 - 140		Recovery = 97.40%			
45) 1,2-Dichloroethane-d4	8.923	65	246354	50.01	ug/L	0.00
Spiked Amount 50.000	Range 54 - 133		Recovery = 100.02%			
46) Toluene-d8	10.458	98	736081	47.32	ug/L	0.00
Spiked Amount 50.000	Range 63 - 126		Recovery = 94.64%			
66) 4-Bromofluorobenzene	12.336	95	378172	47.37	ug/L	0.00
Spiked Amount 50.000	Range 62 - 123		Recovery = 94.74%			
Target Compounds						Qvalue
2) Dichlorodifluoromethane	4.109	85	65474	19.99	ug/L	94
3) Chloromethane	4.461	50	57271	18.33	ug/L	98
4) Vinyl chloride	4.646	62	36587	18.60	ug/L	96
5) 1,3-Butadiene	4.708	54	18236	19.48	ug/L	95
6) Bromomethane	5.070	94	10295	16.67	ug/L	95
7) Chloroethane	5.228	64	43179	20.27	ug/L	97
8) Trichlorofluoromethane	5.660	101	134447	19.09	ug/L	98
9) Acrolein	6.216	56	48130	103.12	ug/L	98
10) Trichlorotrifluoroethane	6.340	151	93110	20.05	ug/L	96
11) 1,1-Dichloroethene	6.375	61	132606	21.58	ug/L	96
12) Methylene chloride	6.913	84	108963	21.49	ug/L	95
13) Acrylonitrile	7.168	53	22650	20.34	ug/L	95
14) trans-1,2-Dichloroethene	7.230	61	133700	20.03	ug/L	99
15) n-Hexane	7.495	57	115189	19.17	ug/L	100
16) 1,1-Dichloroethane	7.653	63	165505	19.33	ug/L	98
17) Cyclohexane	8.756	41	183879	19.52	ug/L	97
18) 2,2-Dichloropropane	8.227	77	142574	19.20	ug/L	99
19) cis-1,2-Dichloroethene	8.209	96	112738	19.94	ug/L	96
20) Chloroform	8.465	83	170593	21.27	ug/L	100
21) Bromochloromethane	8.438	128	65281	20.19	ug/L	95
23) 1,1,1-Trichloroethane	8.694	97	148224	19.42	ug/L	98
24) Acetone	6.401	43	52254	41.68	ug/L	99
25) 2-Butanone	8.182	43	92283	41.32	ug/L	97
26) Carbon Disulfide	6.719	76	279777	19.63	ug/L	99
27) Iodomethane	6.604	142	190776	20.86	ug/L	98
28) Vinyl acetate	7.636	43	124732	20.62	ug/L	98
29) Methyl tert-butyl ether	7.204	73	230062	20.30	ug/L	99
31) 1,1-Dichloropropene	8.826	75	129389	20.18	ug/L	98
32) Carbon tetrachloride	8.853	117	130832	19.68	ug/L	97
33) 1,2-Dichloroethane	8.994	62	124839	19.80	ug/L	99
34) Benzene	9.011	78	348621	21.67	ug/L	99
35) 2,2,4-Trimethylpentane	9.047	57	299288	21.43	ug/L	99
36) n-Heptane	9.152	57	70605	19.55	ug/L	96
37) Trichloroethene	9.523	95	105642	20.12	ug/L	95

Data Path : H:\VOA\A228\130325\
Data File : 13032513.D
Acq On : 25 Mar 2013 16:36
Operator : JM
Sample : ICV
Misc : SECOND SOURCE
ALS Vial : 13 Sample Multiplier: 1

Quant Time: Mar 25 17:03:10 2013
Quant Method : H:\VOA\A228\METHODS\130325.M
Quant Title : 8260B_S
QLast Update : Mon Mar 25 16:43:10 2013
Response via : Initial Calibration

Compound	R.T.	QIon	Response	Conc	Units	Dev(Min)
38) 1,2-Dichloropropane	9.699	63	91874	22.21	ug/L	99
39) Bromodichloromethane	9.893	83	127543	19.95	ug/L	99
40) Methyl cyclohexane	9.717	56	36314	21.50	ug/L	96
41) Dibromomethane	9.805	93	65331	19.42	ug/L	99
42) cis-1,3-Dichloropropene	10.228	75	160463	20.18	ug/L	95
43) 2-Chloroethylvinylether	10.061	63	14205	20.07	ug/L	84
44) 4-Methyl-2-pentanone	10.299	43	145732	44.66	ug/L	99
48) Toluene	10.511	92	225076	20.35	ug/L	99
49) trans-1,3-Dichloropropene	10.616	75	129981	19.75	ug/L	98
50) 1,1,2-Trichloroethane	10.775	83	71852	19.83	ug/L	98
51) 1,3-Dichloropropane	10.907	76	145577	20.07	ug/L	97
52) Tetrachloroethene	10.934	166	131556	21.03	ug/L	98
53) Dibromochloromethane	11.092	129	118189	20.48	ug/L	99
54) 1,2-Dibromoethane	11.216	107	102364	20.73	ug/L	99
55) 1-Chlorohexane	11.445	91	153526	19.43	ug/L	99
56) Chlorobenzene	11.542	112	258451	19.76	ug/L	98
57) n-Nonane	11.586	57	123040	21.15	ug/L	98
58) 1,1,1,2-Tetrachloroethane	11.578	131	101989	21.56	ug/L	97
59) Ethylbenzene	11.578	91	405207	21.88	ug/L	99
60) m,p-Xylene	11.657	106	333423	38.74	ug/L	98
61) o-Xylene	11.948	106	166525	19.38	ug/L	97
62) Styrene	11.948	104	282472	20.33	ug/L	99
63) Isopropylbenzene	12.195	105	392329	19.90	ug/L	99
64) Bromoform	12.142	173	85355	21.05	ug/L	97
65) 1,1,2,2-Tetrachloroethane	12.380	83	102863	21.03	ug/L	98
67) 2-Hexanone	10.899	43	99569	44.12	ug/L	97
69) 1,2,3-Trichloropropane	12.442	110	32665	20.36	ug/L	90
70) n-Propylbenzene	12.495	91	500344	19.58	ug/L	98
71) Bromobenzene	12.495	156	143173	19.63	ug/L	97
72) 1,3,5-Trimethylbenzene	12.592	105	355908	19.33	ug/L	99
73) 2-Chlorotoluene	12.600	91	329549	19.16	ug/L	98
74) 4-Chlorotoluene	12.671	91	317987	19.71	ug/L	99
75) tert-Butylbenzene	12.865	119	370599	19.41	ug/L	100
76) 1,2,4-Trimethylbenzene	12.891	105	349267	19.03	ug/L	98
77) sec-Butylbenzene	13.024	105	488696	19.55	ug/L	99
78) 4-Isopropyltoluene	13.112	119	399622	19.61	ug/L	98
79) 1,3-Dichlorobenzene	13.182	146	248708	19.23	ug/L	99
80) 1,4-Dichlorobenzene	13.244	146	233966	19.40	ug/L	96
81) Dicyclopentadiene	13.288	66	34054	18.34	ug/L	96
82) n-Butylbenzene	13.438	92	229594	19.95	ug/L	97
83) 1,2-Dichlorobenzene	13.562	146	234103	18.94	ug/L	98
84) 1,2-Dibromo-3-chloropr...	14.223	157	24980	19.02	ug/L	97
85) 1,2,4-Trichlorobenzene	15.070	180	174647	19.28	ug/L	97
86) Hexachlorobutadiene	15.193	190	43562	19.38	ug/L	96
87) Naphthalene	15.387	128	318451	20.55	ug/L	99
88) 1,2,3-Trichlorobenzene	15.660	180	149001	20.31	ug/L	93

(#) = qualifier out of range (m) = manual integration (+) = signals summed

Quantitation Report (Not Reviewed)

Data Path : H:\VOA\A228\130325\
Data File : 13032513.D
Acq On : 25 Mar 2013 16:36
Operator : JM
Sample : ICV
Misc : SECOND SOURCE
ALS Vial : 13 Sample Multiplier: 1

Quant Time: Mar 25 17:03:10 2013
Quant Method : H:\VOA\A228\METHODS\130325.M
Quant Title : 8260B_S
QLast Update : Mon Mar 25 16:43:10 2013
Response via : Initial Calibration

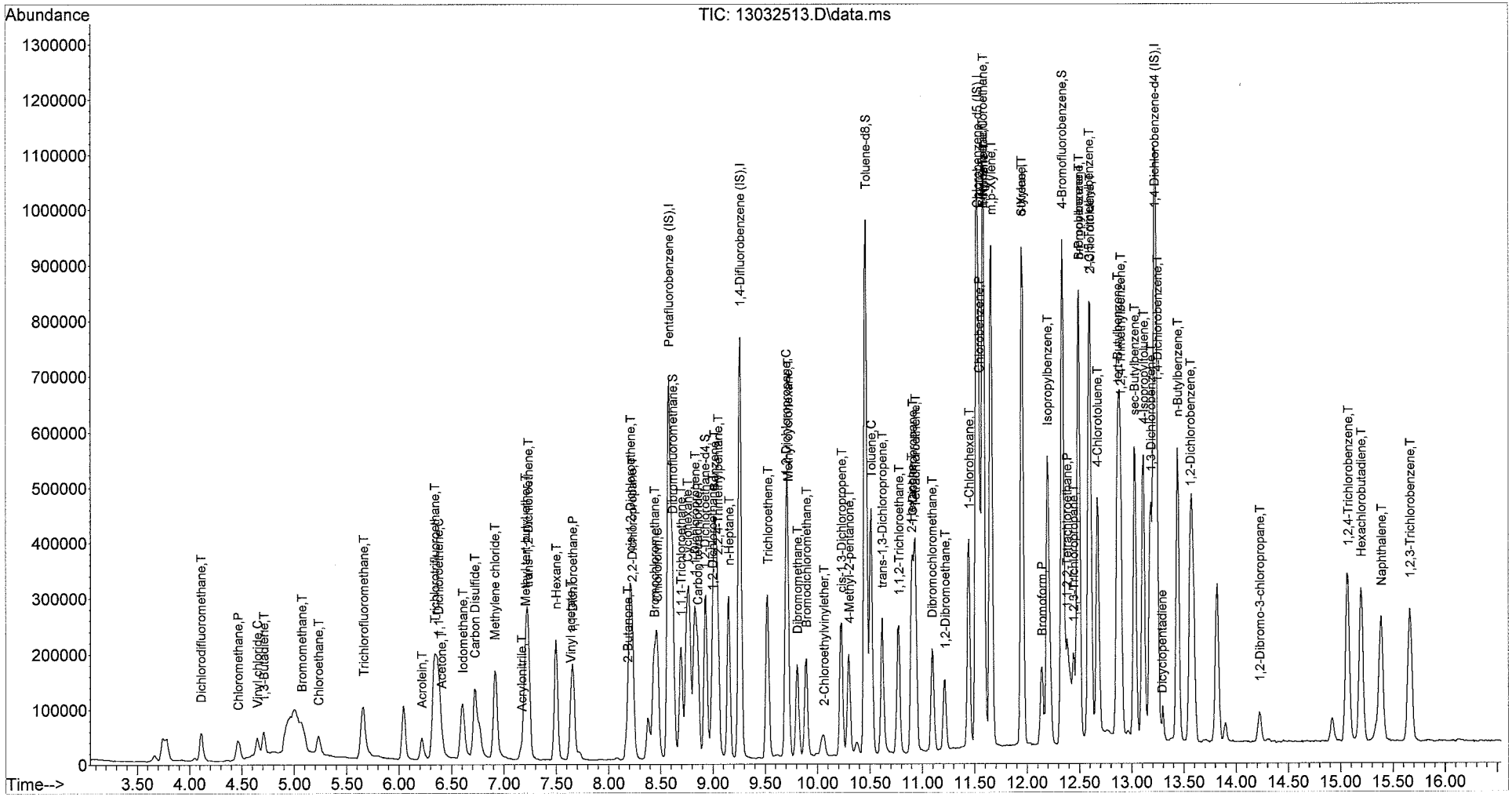

Initial Calibration Verification

4/3/26/13

ICV *13032513.D*
3/25/2013 16:36 *GCMS 10*

Name	Spike	Conc.	%Rec	LCL	UCL	
Pentafluorobenzene (IS)	XXXXXX	XXXXXX	XXXXXX	XXXXXX	XXXXXX	
Dichlorodifluoromethane	20	19.99	100	37	170	
Chloromethane	20	18.33	92	61	149	
Vinyl chloride	20	18.60	93	53	150	
1,3-Butadiene	20	19.48	97	70	130	
Bromomethane	20	16.67	83	41	170	
Chloroethane	20	20.27	101	57	150	
Trichlorofluoromethane	20	19.09	95	64	125	
Acrolein	100	103.12	103	70	130	
Trichlorotrifluoroethane	20	20.05	100	69	131	
1,1-Dichloroethene	20	21.58	108	70	130	
Methylene chloride	20	21.49	107	68	113	
Acrylonitrile	20	20.34	102	70	130	
trans-1,2-Dichloroethene	20	20.03	100	70	130	
n-Hexane	20	19.17	96	70	130	
1,1-Dichloroethane	20	19.33	97	70	130	
Cyclohexane	20	19.52	98	70	130	
2,2-Dichloropropane	20	19.20	96	70	130	
cis-1,2-Dichloroethene	20	19.94	100	69	113	
Chloroform	20	21.27	106	70	130	
Bromochloromethane	20	20.19	101	65	116	
Dibromofluoromethane	50	48.70	97	70	130	
1,1,1-Trichloroethane	20	19.42	97	67	112	
Acetone	40	41.68	104	69	139	
2-Butanone	40	41.32	103	70	130	
Carbon Disulfide	20	19.63	98	59	170	
Iodomethane	20	20.86	104	61	139	
Vinyl acetate	20	20.62	103	61	151	
Methyl tert-butyl ether	20	20.30	102	70	130	
1,4-Difluorobenzene (IS)	XXXXXX	XXXXXX	XXXXXX	XXXXXX	XXXXXX	
1,1-Dichloropropene	20	20.18	101	70	130	
Carbon tetrachloride	20	19.68	98	70	130	
1,2-Dichloroethane	20	19.80	99	70	130	
Benzene	20	21.67	108	70	130	
2,2,4-Trimethylpentane	20	21.43	107	70	130	
n-Heptane	20	19.55	98	70	130	
Trichloroethene	20	20.12	101	70	130	
1,2-Dichloropropane	20	22.21	111	70	130	
Bromodichloromethane	20	19.95	100	70	130	
Methyl cyclohexane	20	21.50	107	70	130	
Dibromomethane	20	19.42	97	69	111	
cis-1,3-Dichloropropene	20	20.18	101	70	130	
2-Chloroethylvinylether	20	20.07	100	48	165	
4-Methyl-2-pentanone	40	44.66	112	70	130	
1,2-Dichloroethane-d4	50	50.01	100	70	130	

Toluene-d8	50	47.32	95	70	130	
Chlorobenzene-d5 (IS)	XXXXXX	XXXXXX	XXXXXX	XXXXXX	XXXXXX	
Toluene	20	19.75	99	70	130	
trans-1,3-Dichloropropene	20	19.75	99	70	130	
1,1,2-Trichloroethane	20	19.83	99	69	114	
1,3-Dichloropropane	20	20.07	100	70	130	
Tetrachloroethene	20	21.03	105	67	116	
Dibromochloromethane	20	20.48	102	70	130	
1,2-Dibromoethane	20	20.73	104	70	130	
1-Chlorohexane	20	19.43	97	70	130	
Chlorobenzene	20	19.76	99	70	130	
n-Nonane	20	21.15	106	70	130	
1,1,1,2-Tetrachloroethane	20	21.56	108	70	130	
Ethylbenzene	20	21.88	109	70	130	
m,p-Xylene	40	38.74	97	70	130	
o-Xylene	20	19.38	97	70	130	
Styrene	20	20.33	102	70	130	
Isopropylbenzene	20	19.90	99	70	130	
Bromoform	20	21.05	105	70	130	
1,1,2,2-Tetrachloroethane	20	21.03	105	70	130	
4-Bromofluorobenzene	50	47.37	95	70	130	
2-Hexanone	40	44.12	110	70	130	
1,4-Dichlorobenzene-d4 (IS)	XXXXXX	XXXXXX	XXXXXX	XXXXXX	XXXXXX	
1,2,3-Trichloropropane	20	20.36	102	70	130	
n-Propylbenzene	20	19.58	98	70	130	
Bromobenzene	20	19.63	98	70	130	
1,3,5-Trimethylbenzene	20	19.33	97	70	130	
2-Chlorotoluene	20	19.16	96	70	130	
4-Chlorotoluene	20	19.71	99	70	130	
tert-Butylbenzene	20	19.41	97	70	130	
1,2,4-Trimethylbenzene	20	19.03	95	70	130	
sec-Butylbenzene	20	19.55	98	70	130	
4-Isopropyltoluene	20	19.61	98	70	130	
1,3-Dichlorobenzene	20	19.23	96	70	130	
1,4-Dichlorobenzene	20	19.40	97	70	130	
Dicyclopentadiene	20	18.34	92	70	130	
n-Butylbenzene	20	19.95	100	70	130	
1,2-Dichlorobenzene	20	18.94	95	70	130	
1,2-Dibromo-3-chloropropane	20	19.02	95	66	114	
1,2,4-Trichlorobenzene	20	19.28	96	70	130	
Hexachlorobutadiene	20	19.38	97	70	130	

Quantitation Report (Not Reviewed)

Data Path : H:\VOA\A228\130325\
Data File : 13032514.D
Acq On : 25 Mar 2013 17:01
Operator : JM
Sample : LCSV
Misc : TERTIARY STD
ALS Vial : 14 Sample Multiplier: 1

Quant Time: Mar 25 21:54:18 2013
Quant Method : H:\VOA\A228\METHODS\130325.M
Quant Title : 8260B_S
QLast Update : Mon Mar 25 16:43:10 2013
Response via : Initial Calibration

Compound	R.T.	QIon	Response	Conc	Units		Dev(Min)
Internal Standards							
1) Pentafluorobenzene (IS)	8.576	168	601535	50.00	ug/L		0.00
30) 1,4-Difluorobenzene (IS)	9.255	114	807027	50.00	ug/L		0.00
47) Chlorobenzene-d5 (IS)	11.521	117	688845	50.00	ug/L		0.00
68) 1,4-Dichlorobenzene-d4...	13.223	152	365675	50.00	ug/L		0.00
System Monitoring Compounds							
22) Dibromofluoromethane	8.611	113	261446	49.57	ug/L		0.00
Spiked Amount 50.000	Range 52 - 140		Recovery = 99.14%				
45) 1,2-Dichloroethane-d4	8.928	65	255049	49.10	ug/L		0.00
Spiked Amount 50.000	Range 54 - 133		Recovery = 98.20%				
46) Toluene-d8	10.454	98	757645	46.20	ug/L		0.00
Spiked Amount 50.000	Range 63 - 126		Recovery = 92.40%				
66) 4-Bromofluorobenzene	12.332	95	393183	48.01	ug/L		0.00
Spiked Amount 50.000	Range 62 - 123		Recovery = 96.02%				
Target Compounds							Qvalue
2) Dichlorodifluoromethane	4.105	85	220975	67.47	ug/L		95
3) Chloromethane	4.466	50	145987	46.49	ug/L		99
4) Vinyl chloride	4.643	62	91817	45.85	ug/L		96
5) 1,3-Butadiene	4.722	54	112	Below Cal		#	1
6) Bromomethane	5.066	94	27128	49.38	ug/L		93
7) Chloroethane	5.234	64	97054	44.66	ug/L		97
8) Trichlorofluoromethane	5.657	101	304050	42.40	ug/L		99
10) Trichlorotrifluoroethane	6.336	151	202575	42.84	ug/L		98
11) 1,1-Dichloroethene	6.371	61	277698	45.78	ug/L		98
12) Methylene chloride	6.918	84	214256	42.67	ug/L		93
13) Acrylonitrile	7.156	53	44640	39.42	ug/L		99
14) trans-1,2-Dichloroethene	7.235	61	259990	38.24	ug/L		97
16) 1,1-Dichloroethane	7.659	63	340443	39.04	ug/L		99
17) Cyclohexane	8.743	41	210307	21.93	ug/L	#	78
18) 2,2-Dichloropropane	8.232	77	291277	38.52	ug/L		99
19) cis-1,2-Dichloroethene	8.205	96	226293	39.30	ug/L		92
20) Chloroform	8.470	83	332630	42.38	ug/L		99
21) Bromochloromethane	8.435	128	124999	37.95	ug/L		92
23) 1,1,1-Trichloroethane	8.690	97	302903	38.96	ug/L		99
24) Acetone	6.398	43	96560	81.91	ug/L		98
25) 2-Butanone	8.179	43	164826	83.97	ug/L		96
26) Carbon Disulfide	6.724	76	619947	42.71	ug/L		98
27) Iodomethane	6.600	142	401246	43.09	ug/L		98
28) Vinyl acetate	7.632	43	259358	42.11	ug/L		99
29) Methyl tert-butyl ether	7.209	73	470243	40.75	ug/L		98
31) 1,1-Dichloropropene	8.823	75	263266	38.95	ug/L		99
32) Carbon tetrachloride	8.849	117	264753	37.76	ug/L		98
33) 1,2-Dichloroethane	8.990	62	248489	37.38	ug/L		98
34) Benzene	9.017	78	690203	42.30	ug/L		99
35) 2,2,4-Trimethylpentane	9.255	57	60569	2.54	ug/L	#	66
36) n-Heptane	9.255	57	60569	15.90	ug/L	#	1
37) Trichloroethene	9.519	95	207730	37.52	ug/L		96
38) 1,2-Dichloropropane	9.704	63	186370	44.61	ug/L		98
39) Bromodichloromethane	9.890	83	253586	37.61	ug/L		98

Data Path : H:\VOA\A228\130325\
Data File : 13032514.D
Acq On : 25 Mar 2013 17:01
Operator : JM
Sample : LCSV
Misc : TERTIARY STD
ALS Vial : 14 Sample Multiplier: 1

Quant Time: Mar 25 21:54:18 2013
Quant Method : H:\VOA\A228\METHODS\130325.M
Quant Title : 8260B_S
QLast Update : Mon Mar 25 16:43:10 2013
Response via : Initial Calibration

Compound	R.T.	QIon	Response	Conc Units		Dev(Min)
40) Methyl cyclohexane	9.634	56	457	Below Cal	#	1
41) Dibromomethane	9.801	93	133458	37.63 ug/L		94
42) cis-1,3-Dichloropropene	10.225	75	318782	38.02 ug/L		95
43) 2-Chloroethylvinylether	10.057	63	28311	37.88 ug/L		93
44) 4-Methyl-2-pentanone	10.295	43	277168	81.36 ug/L		98
48) Toluene	10.507	92	437979	38.96 ug/L		98
49) trans-1,3-Dichloropropene	10.613	75	252106	37.34 ug/L		98
50) 1,1,2-Trichloroethane	10.771	83	133941	36.04 ug/L		98
51) 1,3-Dichloropropane	10.904	76	267336	35.93 ug/L		99
52) Tetrachloroethene	10.930	166	248851	39.71 ug/L		97
53) Dibromochloromethane	11.098	129	226997	38.35 ug/L		99
54) 1,2-Dibromoethane	11.212	107	193624	38.22 ug/L		98
55) 1-Chlorohexane	11.583	91	768667	94.84 ug/L	#	27
56) Chlorobenzene	11.547	112	481173	35.86 ug/L		98
57) n-Nonane	11.592	57	1651	Below Cal	#	1
58) 1,1,1,2-Tetrachloroethane	11.574	131	193245	40.75 ug/L		98
59) Ethylbenzene	11.583	91	768667	42.34 ug/L		98
60) m,p-Xylene	11.653	106	614749	69.63 ug/L		97
61) o-Xylene	11.953	106	300009	34.04 ug/L		97
62) Styrene	11.953	104	496667	34.85 ug/L		98
63) Isopropylbenzene	12.200	105	702453	34.73 ug/L		99
64) Bromoform	12.138	173	159098	38.24 ug/L		97
65) 1,1,2,2-Tetrachloroethane	12.385	83	175688	35.09 ug/L		98
67) 2-Hexanone	10.895	43	188128	81.71 ug/L		93
69) 1,2,3-Trichloropropane	12.447	110	58393	37.31 ug/L		99
70) n-Propylbenzene	12.491	91	868149	35.00 ug/L		99
71) Bromobenzene	12.491	156	241835	34.17 ug/L		96
72) 1,3,5-Trimethylbenzene	12.588	105	612832	34.31 ug/L		98
73) 2-Chlorotoluene	12.606	91	569222	34.11 ug/L		96
74) 4-Chlorotoluene	12.676	91	548495	35.04 ug/L		100
75) tert-Butylbenzene	12.870	119	641788	34.63 ug/L		97
76) 1,2,4-Trimethylbenzene	12.888	105	585714	32.88 ug/L		97
77) sec-Butylbenzene	13.029	105	839169	34.59 ug/L		99
78) 4-Isopropyltoluene	13.108	119	675445	34.15 ug/L		98
79) 1,3-Dichlorobenzene	13.179	146	410414	32.70 ug/L		100
80) 1,4-Dichlorobenzene	13.241	146	365073	31.19 ug/L		97
81) Dicyclopentadiene	13.311	66	530	0.71 ug/L	#	1
82) n-Butylbenzene	13.443	92	373950	33.48 ug/L		98
83) 1,2-Dichlorobenzene	13.567	146	371000	30.93 ug/L		98
84) 1,2-Dibromo-3-chloropr...	14.228	157	36115	27.73 ug/L		98
85) 1,2,4-Trichlorobenzene	15.066	180	216782	24.66 ug/L		99
86) Hexachlorobutadiene	15.198	190	63192	28.96 ug/L		96
87) Naphthalene	15.383	128	323361	21.54 ug/L		99
88) 1,2,3-Trichlorobenzene	15.666	180	173707	24.75 ug/L		96

(#) = qualifier out of range (m) = manual integration (+) = signals summed

Quantitation Report (Not Reviewed)

Data Path : H:\VOA\A228\130325\
Data File : 13032514.D
Acq On : 25 Mar 2013 17:01
Operator : JM
Sample : LCSV
Misc : TERTIARY STD
ALS Vial : 14 Sample Multiplier: 1

Quant Time: Mar 25 21:54:18 2013
Quant Method : H:\VOA\A228\METHODS\130325.M
Quant Title : 8260B_S
QLast Update : Mon Mar 25 16:43:10 2013
Response via : Initial Calibration

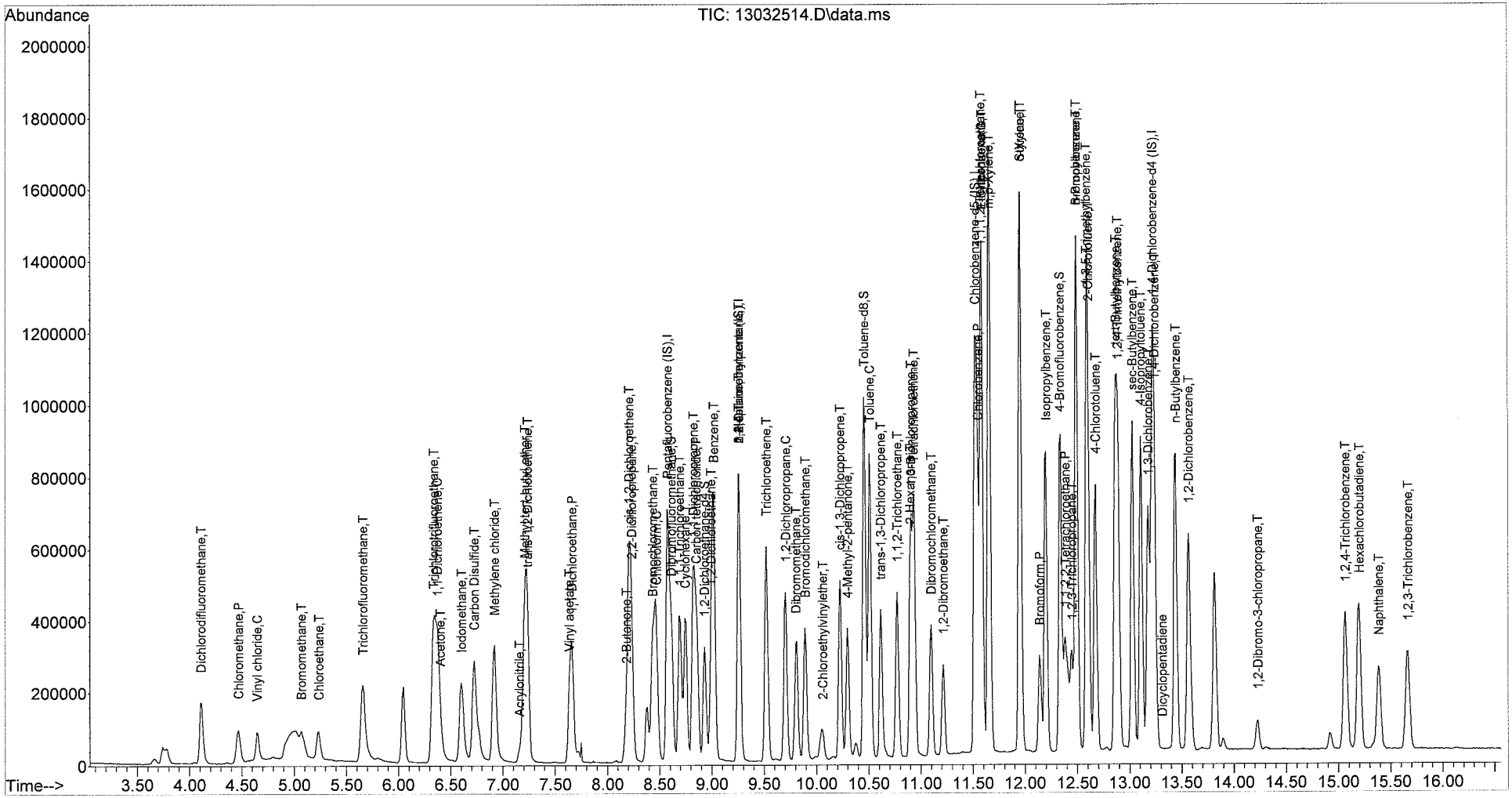

Tertiary Standard- Air

LCSV *13032514.D*
3/25/2013 17:01 *GCMS 10*

Name	Spike	Conc.	%Rec	LCL	UCL	
Pentafluorobenzene (IS)	XXXXXX	XXXXXX	XXXXXX	XXXXXX	XXXXXX	
Dichlorodifluoromethane	40	67.47	169	16	147	*
Chloromethane	40	46.49	116	42	128	
Vinyl chloride	40	45.85	115	40	150	
1,3-Butadiene	0	-0.58				
Bromomethane	40	49.38	123	43	133	
Chloroethane	40	44.66	112	48	150	
Trichlorofluoromethane	40	42.40	106	50	140	
Acrolein	0	0.28				
Trichlorotrifluoroethane	40	42.84	107	44	130	
1,1-Dichloroethene	40	45.78	114	38	117	
Methylene chloride	40	42.67	107	46	132	
Acrylonitrile	40	39.42	99	50	140	
trans-1,2-Dichloroethene	40	38.24	96	50	140	
n-Hexane	0	0.00				
1,1-Dichloroethane	40	39.04	98	50	140	
Cyclohexane	0	21.93				
2,2-Dichloropropane	40	38.52	96	50	140	
cis-1,2-Dichloroethene	40	39.30	98	50	140	
Chloroform	40	42.38	106	50	140	
Bromochloromethane	40	37.95	95	50	140	
Dibromofluoromethane	50	49.57	99	50	140	
1,1,1-Trichloroethane	40	38.96	97	50	140	
Acetone	80	81.91	102	50	140	
2-Butanone	80	83.97	105	50	140	
Carbon Disulfide	40	42.71	107	50	140	
Iodomethane	40	43.09	108	50	140	
Vinyl acetate	40	42.11	105	50	140	
Methyl tert-butyl ether	40	40.75	102	50	140	
1,4-Difluorobenzene (IS)	XXXXXX	XXXXXX	XXXXXX	XXXXXX	XXXXXX	
1,1-Dichloropropene	40	38.95	97	50	140	
Carbon tetrachloride	40	37.76	94	50	140	
1,2-Dichloroethane	40	37.38	93	50	140	
Benzene	40	42.30	106	50	140	
2,2,4-Trimethylpentane	0	2.54				
n-Heptane	0	15.90				
Trichloroethene	40	37.52	94	50	140	
1,2-Dichloropropane	40	44.61	112	50	140	
Bromodichloromethane	40	37.61	94	50	140	
Methyl cyclohexane	0	-2.35				
Dibromomethane	40	37.63	94	50	140	
cis-1,3-Dichloropropene	40	38.02	95	50	140	
2-Chloroethylvinylether	40	37.88	95	50	140	
4-Methyl-2-pentanone	80	81.36	102	50	140	
1,2-Dichloroethane-d4	50	49.10	98	50	140	

biased high- It detected any air samples will be rerun under new ICAL
JM 3/26/13

Toluene-d8	50	46.20	92	50	140	
Chlorobenzene-d5 (IS)	XXXXXX	XXXXXX	XXXXXX	XXXXXX	XXXXXX	
Toluene	40	37.34	93	50	140	
trans-1,3-Dichloropropene	40	37.34	93	50	140	
1,1,2-Trichloroethane	40	36.04	90	50	140	
1,3-Dichloropropane	40	35.93	90	50	140	
Tetrachloroethene	40	39.71	99	50	140	
Dibromochloromethane	40	38.35	96	50	140	
1,2-Dibromoethane	40	38.22	96	50	140	
1-Chlorohexane	0	94.84				
Chlorobenzene	40	35.86	90	50	140	
n-Nonane	0	-2.76				
1,1,1,2-Tetrachloroethane	40	40.75	102	50	140	
Ethylbenzene	40	42.34	106	50	140	
m,p-Xylene	80	69.63	87	50	140	
o-Xylene	40	34.04	85	50	140	
Styrene	40	34.85	87	50	140	
Isopropylbenzene	40	34.73	87	50	140	
Bromoform	40	38.24	96	50	140	
1,1,2,2-Tetrachloroethane	40	35.09	88	50	140	
4-Bromofluorobenzene	50	48.01	96	50	140	
2-Hexanone	80	81.71	102	50	140	
1,4-Dichlorobenzene-d4 (IS)	XXXXXX	XXXXXX	XXXXXX	XXXXXX	XXXXXX	
1,2,3-Trichloropropane	40	37.31	93	50	140	
n-Propylbenzene	40	35.00	88	50	140	
Bromobenzene	40	34.17	85	50	140	
1,3,5-Trimethylbenzene	40	34.31	86	50	140	
2-Chlorotoluene	40	34.11	85	50	140	
4-Chlorotoluene	40	35.04	88	50	140	
tert-Butylbenzene	40	34.63	87	50	140	
1,2,4-Trimethylbenzene	40	32.88	82	50	140	
sec-Butylbenzene	40	34.59	86	50	140	
4-Isopropyltoluene	40	34.15	85	50	140	
1,3-Dichlorobenzene	40	32.70	82	50	140	
1,4-Dichlorobenzene	40	31.19	78	50	140	
Dicyclopentadiene	0	0.71				
n-Butylbenzene	40	33.48	84	50	140	
1,2-Dichlorobenzene	40	30.93	77	50	140	
1,2-Dibromo-3-chloropropane	40	27.73	69	50	140	
1,2,4-Trichlorobenzene	40	24.66	62	50	140	
Hexachlorobutadiene	40	28.96	72	50	140	

1,4-Dioxane by SW8260B

Sample Analysis

Instrument Run Log: A153

Analytical Protocol: **8260**
Prep Method: SW5030B
Tune File: BFB
Acq. Method: VSTDS

Batch/Sequence#: **909785**
Prep Batch: 635633
Printed Date: 04/25/13 21:44
Calibration Date: 03/21/13 15:09

BFB Std: **gc1832-01** IS-SS Std: **gc1825-60** Cal Std: **v1821-02** Spike Std: **v1819-10** Other Std: **v1820-10**

	Data File	Lab ID	Vial # Cont #	Reporting Method	Mtx	Extraction Date	Date Analyzed	Sample Amount WT / Vol	Multiplier	IS	SS	pH	HS	Status	Comments
1	V2901.D	BFB-01	NA	SW8260B	W	03/22/13 10:38	03/22/13 10:39	1 ul	1.00	P	P	NA	NA	OK	
2	V2902.D	CCV-01	NA	SW8260B	W	03/22/13 10:44	03/22/13 11:02	5 ml / 5 ml	1.00	P	P	NA	NA	OK	
3	V2903.D	CCV-02	NA	SW8260B	W	03/22/13 11:12	03/22/13 11:28	5 ml / 5 ml	1.00	P	P	NA	NA	OK	
4	V2904.D	635633-1-BKS	NA	SW8260B	W	03/22/13 11:38	03/22/13 11:57	5 ml / 5 ml	1.00	P	P	NA	NA	OK	
5	V2905.D	635633-1-BSD	NA	SW8260B	W	03/22/13 11:40	03/22/13 12:23	5 ml / 5 ml	1.00	P	P	NA	NA	OK	
6	V2906.D	CBLK-01	NA	SW8260B	W	03/22/13 11:42	03/22/13 12:48	5 ml / 5 ml	1.00	P	P	NA	NA	OK	
7	V2907.D	CBLK-02	NA	SW8260B	W	03/22/13 11:44	03/22/13 13:13	5 ml / 5 ml	1.00	P	P	NA	NA	OK	
8	V2908.D	635633-1-BLK	NA	SW8260B	W	03/22/13 11:46	03/22/13 13:38	5 ml / 5 ml	1.00	P	P	NA	NA	OK	
9	V2909.D	459337-016	NA	SW8260B	W	03/22/13 12:40	03/22/13 14:02	5 ml / 5 ml	1.00	P	P	2	0	OK	
10	V2910.D	459337-016S	NA	SW8260B	W	03/22/13 12:42	03/22/13 14:27	5 ml / 5 ml	1.00	P	P	2	0	OK	
11	V2911.D	459337-016SD	NA	SW8260B	W	03/22/13 12:44	03/22/13 14:52	5 ml / 5 ml	1.00	P	P	2	0	OK	
12	V2912.D	CBLK-03	NA	SW8260B	W	03/22/13 12:46	03/22/13 15:17	5 ml / 5 ml	1.00	P	P	NA	NA	OK	
13	V2913.D	459346-002	NA	SW8260B	W	03/22/13 12:48	03/22/13 15:41	5 ml / 5 ml	1.00	P	P	2	0	OK	
14	V2914.D	459346-003	NA	SW8260B	W	03/22/13 12:50	03/22/13 16:06	5 ml / 5 ml	1.00	P	P	2	0	OK	
15	V2915.D	459346-004	NA	SW8260B	W	03/22/13 12:52	03/22/13 16:31	5 ml / 5 ml	1.00	P	P	2	0	OK	
16	V2916.D	459346-005	NA	SW8260B	W	03/22/13 12:54	03/22/13 16:56	5 ml / 5 ml	1.00	P	P	2	0	OK	
17	V2917.D	459346-006	NA	SW8260B	W	03/22/13 12:56	03/22/13 17:21	5 ml / 5 ml	1.00	P	P	2	0	OK	
18	V2918.D	459346-007	NA	SW8260B	W	03/22/13 16:50	03/22/13 17:46	5 ml / 5 ml	1.00	P	P	2	0	OK	
19	V2919.D	459346-008	NA	SW8260B	W	03/22/13 16:52	03/22/13 18:10	5 ml / 5 ml	1.00	P	P	2	0	OK	
20	V2920.D	459346-009	NA	SW8260B	W	03/22/13 16:54	03/22/13 18:35	5 ml / 5 ml	1.00	P	P	2	0	OK	

Prepared By : Maria Chiang Date : 03/22/2013

Analyzed By : Maria Chiang Date : 03/22/2013

Instrument Run Log: A153

Analytical Protocol: **8260**
Prep Method: SW5030B
Tune File: BFB
Acq. Method: VSTDS

Batch/Sequence#: **909785**
Prep Batch: 635633
Printed Date: 04/25/13 21:44
Calibration Date: 03/21/13 15:09

BFB Std: **gc1832-01** IS-SS Std: **gc1825-60** Cal Std: **v1821-02** Spike Std: **v1819-10** Other Std: **v1820-10**

	Data File	Lab ID	Vial # Cont #	Reporting Method	Mtx	Extraction Date	Date Analyzed	Sample Amount WT / Vol	Multiplier	IS	SS	pH	HS	Status	Comments
21	V2921.D	459346-010	NA	SW8260B	W	03/22/13 16:56	03/22/13 19:00	5 ml / 5 ml	1.00	P	P	2	0	OK	
22	V2922.D	459346-011	NA	SW8260B	W	03/22/13 16:58	03/22/13 19:25	5 ml / 5 ml	1.00	P	P	2	0	OK	
23	V2923.D	459346-012	NA	SW8260B	W	03/22/13 17:00	03/22/13 19:49	5 ml / 5 ml	1.00	P	P	2	0	OK	
24	V2924.D	459504-002	NA	SW8260B	W	03/22/13 17:02	03/22/13 20:14	5 ml / 5 ml	1.00	P	P	2	0	OK	
25	V2925.D	459504-003	NA	SW8260B	W	03/22/13 17:04	03/22/13 20:39	5 ml / 5 ml	1.00	P	P	2	0	OK	
26	V2926.D	459504-004	NA	SW8260B	W	03/22/13 17:06	03/22/13 21:04	5 ml / 5 ml	1.00	P	P	2	0	OK	
27	V2927.D	459504-005	NA	SW8260B	W	03/22/13 17:08	03/22/13 21:28	5 ml / 5 ml	1.00	P	P	2	0	OK	
28	V2928.D	459504-006	NA	SW8260B	W	03/22/13 17:10	03/22/13 21:52	5 ml / 5 ml	1.00	P	P	2	0	OK	
29	V2929.D	459504-007	NA	SW8260B	W	03/22/13 17:12	03/22/13 22:18	5 ml / 5 ml	1.00	P	P	2	0	OK	
30	V2930.D	459504-008	NA	SW8260B	W	03/22/13 17:14	03/22/13 22:43	5 ml / 5 ml	1.00	P	P	2	0	N.R.	

Comments :

Prepared By : Maria Chiang Date : 03/22/2013

Analyzed By : Maria Chiang Date : 03/22/2013

Approved By: Zandra Holbrook Approved Date: 04/25/2013

Zandra Holbrook

Data File : C:\HPCHEM\1\DATA\2013\032213\V2901.D Vial: 100
Acq On : 22 Mar 2013 10:39 am Operator: MCH
Sample : BFB-01 Inst : GC/MS A15
Misc : 1UL/50NG,03/22/13,MCH,10:38 Multiplr: 1.00
MS Integration Params: RTEINT.P
Method : C:\HPCHEM\1\METHODS\032113.M (RTE Integrator)
Title : 8260

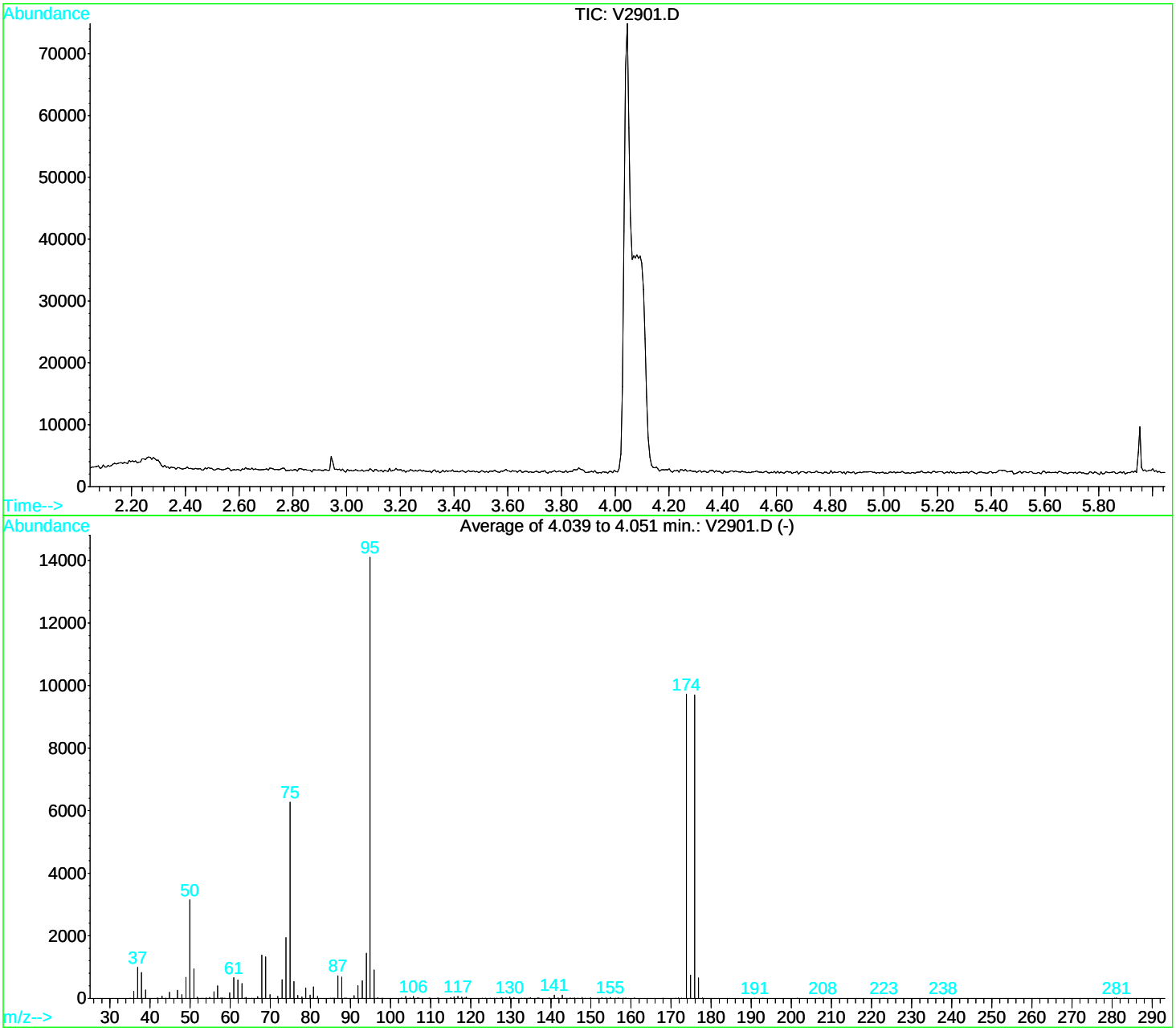

AutoFind: Scans 583, 584, 585; Background Corrected with Scan 576

Target Mass	Rel. to Mass	Lower Limit%	Upper Limit%	Rel. Abn%	Raw Abn	Result Pass/Fail
50	95	15	40	22.3	3149	PASS
75	95	30	60	44.5	6273	PASS
95	95	100	100	100.0	14100	PASS
96	95	5	9	6.4	909	PASS
173	174	0.00	2	0.0	0	PASS
174	95	50	100	69.0	9724	PASS
175	174	5	9	7.6	740	PASS
176	174	95	101	99.8	9702	PASS
177	176	5	9	6.8	655	PASS

Quantitation Report (QT Reviewed)

Data File : C:\HPCHEM\1\DATA\2013\032213\V2904.D Vial: 3
Acq On : 22 Mar 2013 11:57 am Operator: MCH
Sample : BKS *1* Inst : GC/MS A15
Misc : 10UL/5ML,03/22/13,MCH,11:38 Multiplr: 1.00
MS Integration Params: RTEINT.P
Quant Time: Mar 25 13:49 2013 Quant Results File: 032113.RES

Quant Method : C:\HPCHEM\1\METHODS\032113.M (RTE Integrator)
Title : 8260
Last Update : Fri Mar 22 09:59:46 2013
Response via : Initial Calibration
DataAcq Meth : VSTDJ

Internal Standards	R.T.	QIon	Response	Conc	Units		Dev(Min)
1) Pentafluorobenzene	4.18	168	66943	50.00	ppb		0.00
30) 1,4-Difluorobenzene	4.84	114	124391	50.00	ppb		0.00
51) Chlorobenzene-d5	7.48	82	59921	50.00	ppb		0.00
64) 1,4-Dichlorobenzene-d4	9.22	152	38889	50.00	ppb		0.00
System Monitoring Compounds							
28) Dibromofluoromethane	4.15	113	44256	47.27	ppb		0.00
Spiked Amount 50.000	Range 75 - 131		Recovery = 94.54%				
29) 1,2-Dichloroethane-d4	4.45	102	10872	45.37	ppb		0.00
Spiked Amount 50.000	Range 63 - 144		Recovery = 90.74%				
45) Toluene-d8	6.24	98	137408	47.69	ppb		0.00
Spiked Amount 50.000	Range 80 - 117		Recovery = 95.38%				
66) 4-Bromofluorobenzene	8.38	95	54179	50.23	ppb		0.00
Spiked Amount 50.000	Range 74 - 124		Recovery = 100.46%				
Target Compounds							Qvalue
2) Dichlorodifluoromethane	1.40	85	33593	46.00	ppb		99
3) Chloromethane	1.53	50	60727	48.02	ppb		98
4) Vinyl chloride	1.62	62	52788	49.58	ppb		98
5) Bromomethane	1.86	94	36227	47.09	ppb		96
6) Chloroethane	1.94	64	36987	49.34	ppb		98
7) Trichlorofluoromethane	2.12	101	56099	48.96	ppb		98
8) 1,1-Dichloroethene	2.47	96	45827	49.39	ppb		99
9) 1,1,2-Trichloro-1,2,2-Trif	2.48	101	48871	48.55	ppb		98
10) Acrolein	2.38	56	76309	499.86	ppb		100
11) Acetone	2.48	43	174576	439.07	ppb		98
12) Methyl iodide	2.58	142	71848	50.17	ppb		98
13) Carbon disulfide	2.64	76	1664741	477.89	ppb		100
14) Methyl acetate	2.71	43	394058	462.52	ppb		100
15) Methylene Chloride	2.80	84	52335	45.42	ppb		96
16) Methyl tert-butyl ether	3.00	73	216490	95.44	ppb		100
17) Acrylonitrile	2.97	53	166567	472.62	ppb		100
18) trans-1,2-Dichloroethene	3.01	96	50734	48.08	ppb		98
19) 1,1-Dichloroethane	3.32	63	95250	49.26	ppb		98
20) Vinyl acetate	3.34	43	1158035	549.74	ppb		98
21) 2-Butanone (MEK)	3.76	43	246320	456.66	ppb		98
22) cis-1,2-Dichloroethene	3.77	96	53973	49.99	ppb		98
23) 2,2-Dichloropropane	3.78	77	42408	48.53	ppb		100
24) Bromochloromethane	3.97	128	22055	50.46	ppb	#	92
25) Chloroform	4.02	83	82754	48.78	ppb		97
26) Tetrahydrofuran	3.76	42	15625	45.33	ppb	#	89
27) 1,1,1-Trichloroethane	4.20	97	63576	49.52	ppb		97
31) Carbon tetrachloride	4.35	117	53517	50.57	ppb		96
32) Cyclohexane	4.27	56	102418	50.67	ppb		98
33) 1,1-Dichloropropene	4.34	75	68354	51.66	ppb		98
34) Benzene	4.52	78	188747	51.66	ppb		98
35) 1,2-Dichloroethane	4.52	62	58222	47.80	ppb		100
36) Trichloroethene	5.09	95	45573	50.81	ppb		96
37) Methylcyclohexane	5.29	83	83116	51.31	ppb		98
38) 1,2-Dichloropropane	5.30	63	50494	50.65	ppb		96
39) 1,4-Dioxane	5.42	88	3851	450.30	ppb		77
40) Dibromomethane	5.41	93	26942	47.96	ppb		98
41) Bromodichloromethane	5.56	83	60854	49.59	ppb		98
42) 2-Chloroethyl vinyl ether	5.83	63	25374	52.68	ppb		98
43) cis-1,3-Dichloropropene	5.98	75	76701	53.11	ppb		98
44) 4-Methyl-2-Pentanone (MIBK	6.12	43	504365	473.03	ppb		99
46) Toluene	6.30	92	113350	51.56	ppb		99
47) trans-1,3-Dichloropropene	6.48	75	64363	52.53	ppb		98

(#) = qualifier out of range (m) = manual integration

Quantitation Report (QT Reviewed)

Data File : C:\HPCHEM\1\DATA\2013\032213\V2904.D Vial: 3
Acq On : 22 Mar 2013 11:57 am Operator: MCH
Sample : BKS *1* Inst : GC/MS A15
Misc : 10UL/5ML,03/22/13,MCH,11:38 Multiplr: 1.00
MS Integration Params: RTEINT.P
Quant Time: Mar 25 13:49 2013 Quant Results File: 032113.RES

Quant Method : C:\HPCHEM\1\METHODS\032113.M (RTE Integrator)
Title : 8260
Last Update : Fri Mar 22 09:59:46 2013
Response via : Initial Calibration
DataAcq Meth : VSTDJ

	Compound	R.T.	QIon	Response	Conc	Unit		Qvalue
48)	Ethyl Methacrylate	6.55	69	107168	51.49	ppb		96
49)	1,1,2-Trichloroethane	6.64	97	33695	48.76	ppb		99
50)	2-Hexanone (MBK)	6.85	43	377325	473.29	ppb		100
52)	1-Chlorohexane	7.47	91	143979	56.04	ppb		97
53)	Tetrachloroethene	6.79	164	31034	55.65	ppb		97
54)	1,3-Dichloropropane	6.80	76	64928	53.25	ppb		98
55)	Chlorodibromomethane	6.99	129	36256	54.91	ppb		100
56)	1,2-Dibromoethane	7.10	107	35810	53.98	ppb		99
57)	Chlorobenzene	7.50	112	114871	55.36	ppb		98
58)	Ethylbenzene	7.58	91	210227	55.27	ppb		99
59)	1,1,1,2-Tetrachloroethane	7.56	131	36156	55.30	ppb		98
60)	m,p-Xylene	7.67	106	159336	113.35	ppb		98
61)	o-Xylene	7.99	106	77866	56.20	ppb		99
62)	Styrene	7.99	104	134567	57.18	ppb		97
63)	Bromoform	8.14	173	22846	53.63	ppb		98
65)	Isopropylbenzene (Cumene)	8.27	105	207454	56.45	ppb		98
67)	Bromobenzene	8.51	156	38928	54.54	ppb		96
68)	1,1,2,2-Tetrachloroethane	8.47	83	46038	50.20	ppb		99
69)	trans-1,4-Dichloro-2-buten	8.52	53	29592	52.21	ppb	#	88
70)	1,2,3-Trichloropropane	8.52	75	71947	52.60	ppb		88
71)	n-Propylbenzene	8.57	91	247641	55.40	ppb		99
72)	2-Chlorotoluene	8.64	91	142480	55.31	ppb		99
73)	4-Chlorotoluene	8.72	91	164449	55.02	ppb		98
74)	1,3,5-Trimethylbenzene	8.70	105	159975	55.76	ppb		96
75)	tert-Butylbenzene	8.94	119	146529	57.07	ppb		96
76)	1,2,4-Trimethylbenzene	8.97	105	160030	55.32	ppb		97
77)	sec-Butylbenzene	9.09	105	226991	56.35	ppb		99
78)	1,3-Dichlorobenzene	9.18	146	71141	54.65	ppb		99
79)	p-Isopropyltoluene (p-Cyme	9.18	119	159636	56.67	ppb		98
80)	1,4-Dichlorobenzene	9.24	146	72035	53.46	ppb		99
81)	n-Butylbenzene	9.47	91	176762	56.07	ppb		98
82)	1,2-Dichlorobenzene	9.50	146	63375	52.82	ppb		100
83)	1,2-Dibromo-3-chloropropan	10.03	75	5913	46.36	ppb		94
84)	1,3,5-Trichlorobenzene	10.19	180	50252	55.93	ppb		99
85)	1,2,4-Trichlorobenzene	10.65	180	38825	56.41	ppb		94
86)	Hexachlorobutadiene	10.77	225	18710	54.55	ppb		99
87)	Naphthalene	10.86	128	68936	56.09	ppb		99
88)	1,2,3-Trichlorobenzene	11.06	180	29437	54.14	ppb		99

(#) = qualifier out of range (m) = manual integration

Quantitation Report

Data File : C:\HPCHEM\1\DATA\2013\032213\V2904.D Vial: 3
Acq On : 22 Mar 2013 11:57 am Operator: MCH
Sample : BKS *1* Inst : GC/MS A15
Misc : 10UL/5ML,03/22/13,MCH,11:38 Multiplr: 1.00
MS Integration Params: RTEINT.P
Quant Time: Mar 25 13:49 2013 Quant Results File: 032113.RES

Method : C:\HPCHEM\1\METHODS\032113.M (RTE Integrator)
Title : 8260
Last Update : Fri Mar 22 09:59:46 2013
Response via : Initial Calibration

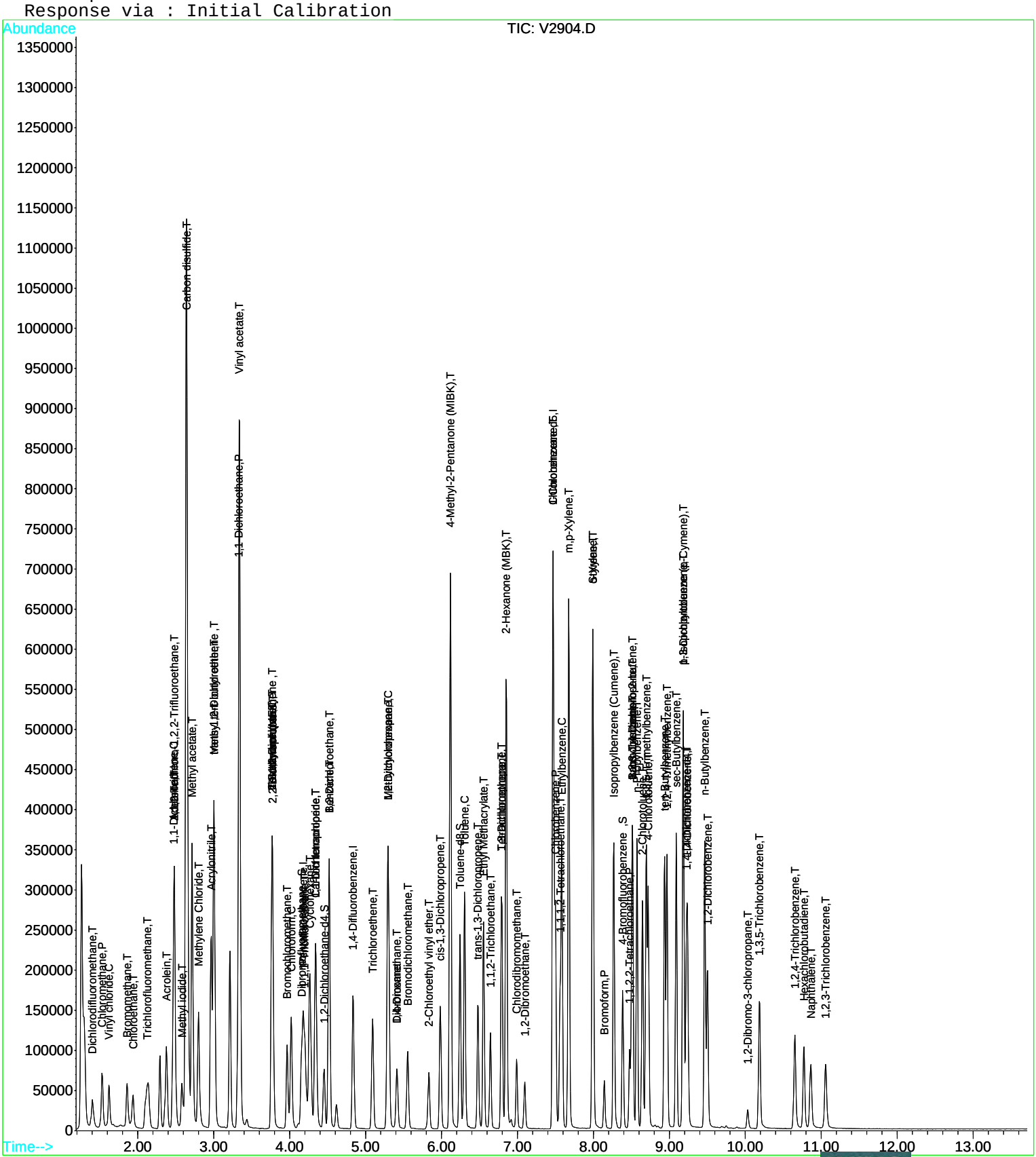

Quantitation Report (QT Reviewed)

Data File : C:\HPCHEM\1\DATA\2013\032213\V2908.D Vial: 7
Acq On : 22 Mar 2013 1:38 pm Operator: MCH
Sample : BLK *1* Inst : GC/MS A15
Misc : 5ML,03/22/13,MCH,11:46 Multiplr: 1.00
MS Integration Params: RTEINT.P
Quant Time: Mar 25 14:02 2013 Quant Results File: 032113.RES

Quant Method : C:\HPCHEM\1\METHODS\032113.M (RTE Integrator)
Title : 8260
Last Update : Fri Mar 22 09:59:46 2013
Response via : Initial Calibration
DataAcq Meth : VSTDJ

Internal Standards	R.T.	QIon	Response	Conc	Units	Dev(Min)
1) Pentafluorobenzene	4.18	168	62959	50.00	ppb	0.00
30) 1,4-Difluorobenzene	4.83	114	115420	50.00	ppb	0.00
51) Chlorobenzene-d5	7.47	82	58243	50.00	ppb	0.00
64) 1,4-Dichlorobenzene-d4	9.22	152	37086	50.00	ppb	0.00
System Monitoring Compounds						
28) Dibromofluoromethane	4.15	113	42978	48.81	ppb	0.00
Spiked Amount 50.000	Range 75 - 131		Recovery = 97.62%			
29) 1,2-Dichloroethane-d4	4.45	102	10706	47.51	ppb	0.00
Spiked Amount 50.000	Range 63 - 144		Recovery = 95.02%			
45) Toluene-d8	6.24	98	130185	48.70	ppb	0.00
Spiked Amount 50.000	Range 80 - 117		Recovery = 97.40%			
66) 4-Bromofluorobenzene	8.38	95	52757	51.29	ppb	0.00
Spiked Amount 50.000	Range 74 - 124		Recovery = 102.58%			
Target Compounds						Qvalue
11) Acetone	2.48	43	1525	4.08	ppb	89
15) Methylene Chloride	2.80	84	536	0.49	ppb	93

Quantitation Report

Data File : C:\HPCHEM\1\DATA\2013\032213\V2908.D Vial: 7
Acq On : 22 Mar 2013 1:38 pm Operator: MCH
Sample : BLK *1* Inst : GC/MS A15
Misc : 5ML,03/22/13,MCH,11:46 Multiplr: 1.00
MS Integration Params: RTEINT.P
Quant Time: Mar 25 14:02 2013 Quant Results File: 032113.RES

Method : C:\HPCHEM\1\METHODS\032113.M (RTE Integrator)
Title : 8260
Last Update : Fri Mar 22 09:59:46 2013
Response via : Initial Calibration



Quantitation Report (QT Reviewed)

Data File : C:\HPCHEM\1\DATA\2013\032213\V2905.D Vial: 4
Acq On : 22 Mar 2013 12:23 pm Operator: MCH
Sample : BSD *1* Inst : GC/MS A15
Misc : 10UL/5ML,03/22/13,MCH,11:40 Multiplr: 1.00
MS Integration Params: RTEINT.P
Quant Time: Mar 25 13:49 2013 Quant Results File: 032113.RES

Quant Method : C:\HPCHEM\1\METHODS\032113.M (RTE Integrator)
Title : 8260
Last Update : Fri Mar 22 09:59:46 2013
Response via : Initial Calibration
DataAcq Meth : VSTDJ

Internal Standards	R.T.	QIon	Response	Conc	Units		Dev(Min)
1) Pentafluorobenzene	4.18	168	62208	50.00	ppb		0.00
30) 1,4-Difluorobenzene	4.83	114	114760	50.00	ppb		0.00
51) Chlorobenzene-d5	7.47	82	56031	50.00	ppb		0.00
64) 1,4-Dichlorobenzene-d4	9.22	152	36667	50.00	ppb		0.00
System Monitoring Compounds							
28) Dibromofluoromethane	4.15	113	41037	47.17	ppb		0.00
Spiked Amount 50.000	Range 75 - 131		Recovery = 94.34%				
29) 1,2-Dichloroethane-d4	4.45	102	10579	47.51	ppb		0.00
Spiked Amount 50.000	Range 63 - 144		Recovery = 95.02%				
45) Toluene-d8	6.24	98	128165	48.22	ppb		0.00
Spiked Amount 50.000	Range 80 - 117		Recovery = 96.44%				
66) 4-Bromofluorobenzene	8.38	95	51064	50.21	ppb		0.00
Spiked Amount 50.000	Range 74 - 124		Recovery = 100.42%				
Target Compounds							Qvalue
2) Dichlorodifluoromethane	1.40	85	32203	47.46	ppb		98
3) Chloromethane	1.53	50	57176	48.66	ppb		99
4) Vinyl chloride	1.62	62	49272	49.80	ppb		97
5) Bromomethane	1.86	94	33712	47.16	ppb		99
6) Chloroethane	1.93	64	31932	45.84	ppb		99
7) Trichlorofluoromethane	2.12	101	53843	50.57	ppb		96
8) 1,1-Dichloroethene	2.47	96	43309	50.23	ppb		99
9) 1,1,2-Trichloro-1,2,2-Trif	2.48	101	46722	49.94	ppb		97
10) Acrolein	2.38	56	75207	530.13	ppb		100
11) Acetone	2.48	43	174285	471.70	ppb		99
12) Methyl iodide	2.58	142	68545	51.51	ppb		97
13) Carbon disulfide	2.64	76	1572698	485.83	ppb		100
14) Methyl acetate	2.71	43	392841	496.19	ppb		99
15) Methylene Chloride	2.80	84	49639	46.35	ppb		96
16) Methyl tert-butyl ether	3.00	73	216482	102.70	ppb		100
17) Acrylonitrile	2.97	53	171872	524.80	ppb		99
18) trans-1,2-Dichloroethene	3.01	96	48757	49.72	ppb		97
19) 1,1-Dichloroethane	3.32	63	88615	49.31	ppb		99
20) Vinyl acetate	3.34	43	1098704	561.27	ppb		98
21) 2-Butanone (MEK)	3.76	43	254032	506.81	ppb		99
22) cis-1,2-Dichloroethene	3.77	96	51853	51.68	ppb		97
23) 2,2-Dichloropropane	3.78	77	40820	50.27	ppb		100
24) Bromochloromethane	3.97	128	21161	52.10	ppb	#	89
25) Chloroform	4.02	83	78941	50.08	ppb		96
26) Tetrahydrofuran	3.76	42	15617	48.76	ppb	#	86
27) 1,1,1-Trichloroethane	4.20	97	59341	49.74	ppb		95
31) Carbon tetrachloride	4.35	117	49996	51.21	ppb		97
32) Cyclohexane	4.26	56	94670	50.76	ppb		97
33) 1,1-Dichloropropene	4.33	75	63671	52.16	ppb		98
34) Benzene	4.52	78	174632	51.80	ppb		99
35) 1,2-Dichloroethane	4.52	62	54582	48.57	ppb		99
36) Trichloroethene	5.09	95	42938	51.89	ppb		96
37) Methylcyclohexane	5.29	83	78666	52.63	ppb		97
38) 1,2-Dichloropropane	5.30	63	47551	51.70	ppb		96
39) 1,4-Dioxane	5.41	88	4103	520.03	ppb		98
40) Dibromomethane	5.41	93	26304	50.75	ppb		95
41) Bromodichloromethane	5.55	83	58448	51.62	ppb		97
42) 2-Chloroethyl vinyl ether	5.83	63	24188	54.43	ppb		97
43) cis-1,3-Dichloropropene	5.98	75	71983	54.03	ppb		98
44) 4-Methyl-2-Pentanone (MIBK	6.11	43	503278	511.63	ppb		98
46) Toluene	6.30	92	106616	52.57	ppb		98
47) trans-1,3-Dichloropropene	6.48	75	60756	53.75	ppb		99

(#) = qualifier out of range (m) = manual integration

Quantitation Report (QT Reviewed)

Data File : C:\HPCHEM\1\DATA\2013\032213\V2905.D Vial: 4
Acq On : 22 Mar 2013 12:23 pm Operator: MCH
Sample : BSD *1* Inst : GC/MS A15
Misc : 10UL/5ML,03/22/13,MCH,11:40 Multiplr: 1.00
MS Integration Params: RTEINT.P
Quant Time: Mar 25 13:49 2013 Quant Results File: 032113.RES

Quant Method : C:\HPCHEM\1\METHODS\032113.M (RTE Integrator)
Title : 8260
Last Update : Fri Mar 22 09:59:46 2013
Response via : Initial Calibration
DataAcq Meth : VSTDJ

	Compound	R.T.	QIon	Response	Conc	Unit		Qvalue
48)	Ethyl Methacrylate	6.55	69	103846	54.08	ppb		99
49)	1,1,2-Trichloroethane	6.64	97	32433	50.87	ppb		99
50)	2-Hexanone (MBK)	6.85	43	385188	523.70	ppb		99
52)	1-Chlorohexane	7.47	91	135058	56.22	ppb		97
53)	Tetrachloroethene	6.79	164	29340	56.26	ppb		98
54)	1,3-Dichloropropane	6.79	76	62596	54.90	ppb		100
55)	Chlorodibromomethane	6.99	129	34511	55.89	ppb		100
56)	1,2-Dibromoethane	7.10	107	34681	55.91	ppb		96
57)	Chlorobenzene	7.50	112	108913	56.14	ppb		98
58)	Ethylbenzene	7.58	91	198348	55.77	ppb		98
59)	1,1,1,2-Tetrachloroethane	7.56	131	34066	55.72	ppb		98
60)	m,p-Xylene	7.67	106	149338	113.62	ppb		99
61)	o-Xylene	7.99	106	73652	56.85	ppb		98
62)	Styrene	7.99	104	128073	58.19	ppb		98
63)	Bromoform	8.14	173	22495	56.48	ppb		96
65)	Isopropylbenzene (Cumene)	8.27	105	193887	55.96	ppb		97
67)	Bromobenzene	8.50	156	36971	54.94	ppb		94
68)	1,1,2,2-Tetrachloroethane	8.47	83	45954	53.14	ppb		98
69)	trans-1,4-Dichloro-2-buten	8.52	53	29794	55.75	ppb	#	82
70)	1,2,3-Trichloropropane	8.52	75	72663	56.35	ppb		82
71)	n-Propylbenzene	8.57	91	232591	55.18	ppb		100
72)	2-Chlorotoluene	8.64	91	134115	55.21	ppb		100
73)	4-Chlorotoluene	8.72	91	153904	54.61	ppb		98
74)	1,3,5-Trimethylbenzene	8.69	105	152578	56.41	ppb		98
75)	tert-Butylbenzene	8.94	119	137528	56.81	ppb		98
76)	1,2,4-Trimethylbenzene	8.97	105	151414	55.52	ppb		97
77)	sec-Butylbenzene	9.09	105	216825	57.09	ppb		99
78)	1,3-Dichlorobenzene	9.18	146	67684	55.14	ppb		100
79)	p-Isopropyltoluene (p-Cyme	9.18	119	153196	57.68	ppb		98
80)	1,4-Dichlorobenzene	9.24	146	68646	54.03	ppb		100
81)	n-Butylbenzene	9.47	91	170235	57.28	ppb		98
82)	1,2-Dichlorobenzene	9.50	146	60993	53.92	ppb		99
83)	1,2-Dibromo-3-chloropropan	10.03	75	5834	48.51	ppb		89
84)	1,3,5-Trichlorobenzene	10.18	180	48516	57.27	ppb		97
85)	1,2,4-Trichlorobenzene	10.65	180	37408	57.65	ppb		97
86)	Hexachlorobutadiene	10.77	225	18038	55.78	ppb		98
87)	Naphthalene	10.86	128	70235	60.61	ppb		99
88)	1,2,3-Trichlorobenzene	11.06	180	29041	56.65	ppb		98

(#) = qualifier out of range (m) = manual integration

Quantitation Report

Data File : C:\HPCHEM\1\DATA\2013\032213\V2905.D Vial: 4
Acq On : 22 Mar 2013 12:23 pm Operator: MCH
Sample : BSD *1* Inst : GC/MS A15
Misc : 10UL/5ML,03/22/13,MCH,11:40 Multiplr: 1.00
MS Integration Params: RTEINT.P
Quant Time: Mar 25 13:49 2013 Quant Results File: 032113.RES

Method : C:\HPCHEM\1\METHODS\032113.M (RTE Integrator)
Title : 8260
Last Update : Fri Mar 22 09:59:46 2013
Response via : Initial Calibration

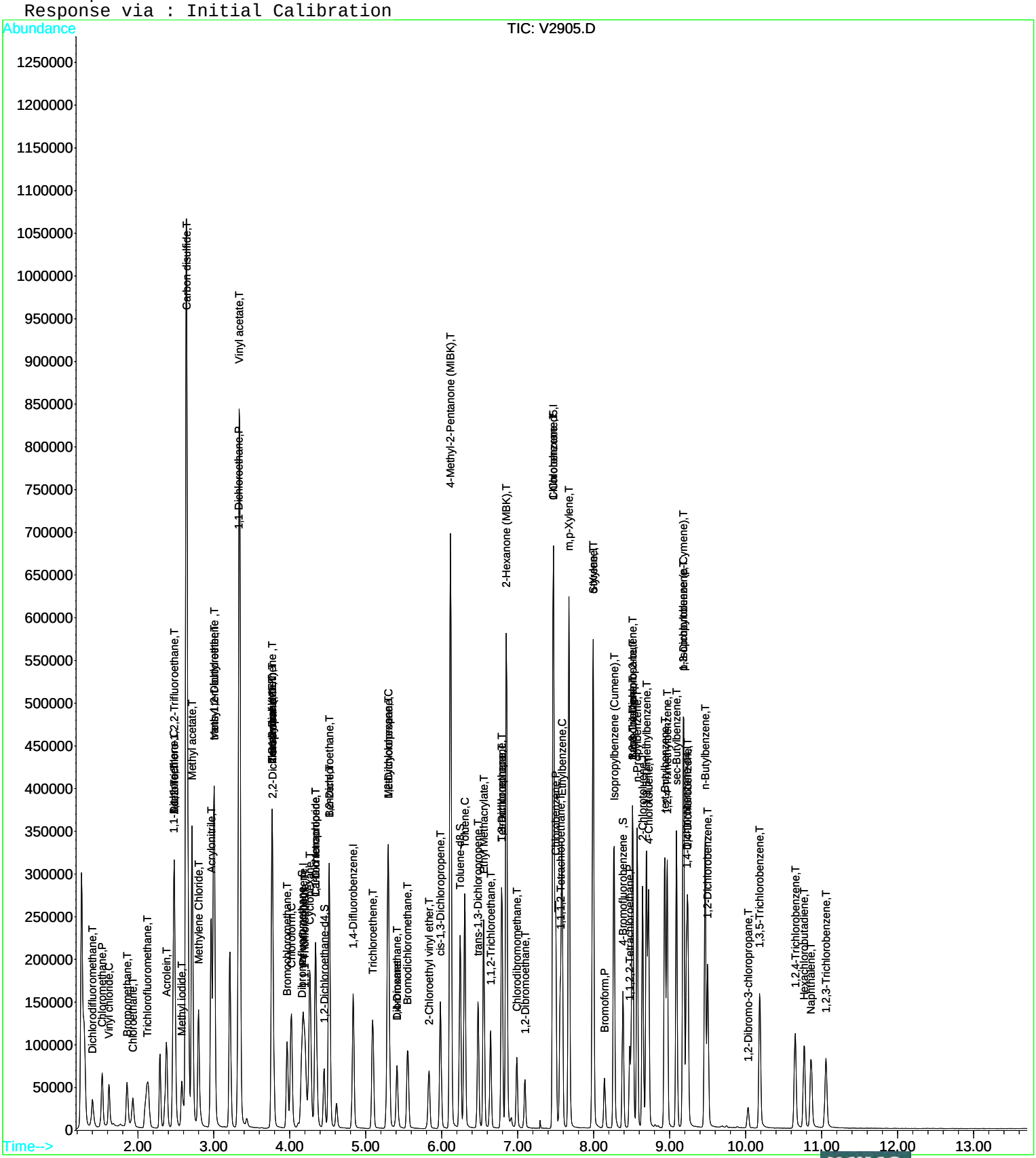

Quantitation Report (QT Reviewed)

Data File : C:\HPCHEM\1\DATA\2013\032213\V2903.D Vial: 2
Acq On : 22 Mar 2013 11:28 am Operator: MCH
Sample : CCV-02 *1* Inst : GC/MS A15
Misc : 10UL/5ML,03/22/13,MCH,11:12 Multiplr: 1.00
MS Integration Params: RTEINT.P
Quant Time: Mar 25 13:49 2013 Quant Results File: 032113.RES

Quant Method : C:\HPCHEM\1\METHODS\032113.M (RTE Integrator)
Title : 8260
Last Update : Fri Mar 22 09:59:46 2013
Response via : Initial Calibration
DataAcq Meth : VSTDJ

Internal Standards	R.T.	QIon	Response	Conc	Units		Dev(Min)
1) Pentafluorobenzene	4.18	168	64563	50.00	ppb		0.00
30) 1,4-Difluorobenzene	4.84	114	119994	50.00	ppb		0.00
51) Chlorobenzene-d5	7.48	82	58474	50.00	ppb		0.00
64) 1,4-Dichlorobenzene-d4	9.22	152	38571	50.00	ppb		0.00
System Monitoring Compounds							
28) Dibromofluoromethane	4.16	113	43626	48.32	ppb		0.00
Spiked Amount 50.000	Range 75 - 131		Recovery = 96.64%				
29) 1,2-Dichloroethane-d4	4.46	102	10973	47.48	ppb		0.00
Spiked Amount 50.000	Range 63 - 144		Recovery = 94.96%				
45) Toluene-d8	6.24	98	133531	48.04	ppb		0.00
Spiked Amount 50.000	Range 80 - 117		Recovery = 96.08%				
66) 4-Bromofluorobenzene	8.39	95	52526	49.10	ppb		0.00
Spiked Amount 50.000	Range 74 - 124		Recovery = 98.20%				
Target Compounds							Qvalue
2) Dichlorodifluoromethane	1.40	85	33337	47.34	ppb		100
3) Chloromethane	1.53	50	59262	48.59	ppb		99
4) Vinyl chloride	1.62	62	52370	51.00	ppb		98
5) Bromomethane	1.86	94	35499	47.85	ppb		98
6) Chloroethane	1.93	64	33213	45.94	ppb		97
7) Trichlorofluoromethane	2.11	101	56218	50.87	ppb		96
8) 1,1-Dichloroethene	2.47	96	45124	50.43	ppb		98
9) 1,1,2-Trichloro-1,2,2-Trif	2.48	101	48051	49.49	ppb		98
10) Acrolein	2.38	56	74431	505.53	ppb		97
11) Acetone	2.48	43	173202	451.67	ppb		100
12) Methyl iodide	2.58	142	69976	50.67	ppb		98
13) Carbon disulfide	2.64	76	1629848	485.12	ppb		100
14) Methyl acetate	2.72	43	388678	473.02	ppb		100
15) Methylene Chloride	2.80	84	50868	45.77	ppb		97
16) Methyl tert-butyl ether	3.00	73	215947	98.71	ppb		100
17) Acrylonitrile	2.96	53	169199	497.79	ppb		99
18) trans-1,2-Dichloroethene	3.01	96	50415	49.54	ppb		98
19) 1,1-Dichloroethane	3.32	63	93155	49.95	ppb		99
20) Vinyl acetate	3.34	43	1135261	558.79	ppb		99
21) 2-Butanone (MEK)	3.76	43	249863	480.31	ppb		99
22) cis-1,2-Dichloroethene	3.77	96	52732	50.64	ppb		97
23) 2,2-Dichloropropane	3.78	77	42149	50.02	ppb		98
24) Bromochloromethane	3.97	128	21384	50.73	ppb	#	88
25) Chloroform	4.02	83	80775	49.37	ppb		98
26) Tetrahydrofuran	3.76	42	15909	47.86	ppb	#	88
27) 1,1,1-Trichloroethane	4.20	97	61870	49.97	ppb		95
31) Carbon tetrachloride	4.35	117	51645	50.59	ppb		96
32) Cyclohexane	4.26	56	99797	51.18	ppb		98
33) 1,1-Dichloropropene	4.34	75	65944	51.66	ppb		99
34) Benzene	4.52	78	180122	51.10	ppb		99
35) 1,2-Dichloroethane	4.52	62	55849	47.53	ppb		99
36) Trichloroethene	5.09	95	43746	50.56	ppb		97
37) Methylcyclohexane	5.29	83	81087	51.89	ppb		97
38) 1,2-Dichloropropane	5.30	63	48395	50.33	ppb		97
39) 1,4-Dioxane	5.42	88	3833	464.62	ppb		84
40) Dibromomethane	5.41	93	26509	48.91	ppb		97
41) Bromodichloromethane	5.55	83	58548	49.46	ppb		100
42) 2-Chloroethyl vinyl ether	5.83	63	23878	51.39	ppb		100
43) cis-1,3-Dichloropropene	5.98	75	71774	51.52	ppb		97
44) 4-Methyl-2-Pentanone (MIBK	6.12	43	492147	478.49	ppb		98
46) Toluene	6.30	92	108239	51.04	ppb		99
47) trans-1,3-Dichloropropene	6.48	75	60527	51.21	ppb		99

(#) = qualifier out of range (m) = manual integration

Quantitation Report (QT Reviewed)

Data File : C:\HPCHEM\1\DATA\2013\032213\V2903.D Vial: 2
Acq On : 22 Mar 2013 11:28 am Operator: MCH
Sample : CCV-02 *1* Inst : GC/MS A15
Misc : 10UL/5ML,03/22/13,MCH,11:12 Multiplr: 1.00
MS Integration Params: RTEINT.P
Quant Time: Mar 25 13:49 2013 Quant Results File: 032113.RES

Quant Method : C:\HPCHEM\1\METHODS\032113.M (RTE Integrator)
Title : 8260
Last Update : Fri Mar 22 09:59:46 2013
Response via : Initial Calibration
DataAcq Meth : VSTDJ

	Compound	R.T.	QIon	Response	Conc	Unit		Qvalue
48)	Ethyl Methacrylate	6.55	69	101460	50.53	ppb		99
49)	1,1,2-Trichloroethane	6.64	97	31991	47.99	ppb		99
50)	2-Hexanone (MBK)	6.85	43	373132	485.18	ppb		100
52)	1-Chlorohexane	7.47	91	137706	54.93	ppb		99
53)	Tetrachloroethene	6.79	164	29869	54.89	ppb		99
54)	1,3-Dichloropropane	6.79	76	61827	51.96	ppb		99
55)	Chlorodibromomethane	6.99	129	35338	54.84	ppb		99
56)	1,2-Dibromoethane	7.10	107	34204	52.84	ppb		99
57)	Chlorobenzene	7.50	112	110296	54.47	ppb		98
58)	Ethylbenzene	7.59	91	203118	54.73	ppb		98
59)	1,1,1,2-Tetrachloroethane	7.56	131	34810	54.56	ppb		99
60)	m,p-Xylene	7.68	106	151093	110.15	ppb		100
61)	o-Xylene	7.99	106	75393	55.76	ppb		98
62)	Styrene	8.00	104	129406	56.34	ppb		99
63)	Bromoform	8.15	173	22344	53.75	ppb		95
65)	Isopropylbenzene (Cumene)	8.27	105	199386	54.70	ppb		98
67)	Bromobenzene	8.51	156	37720	53.28	ppb		94
68)	1,1,2,2-Tetrachloroethane	8.48	83	45608	50.14	ppb		98
69)	trans-1,4-Dichloro-2-buten	8.52	53	29510	52.49	ppb	#	73
70)	1,2,3-Trichloropropane	8.52	75	70989	52.33	ppb		81
71)	n-Propylbenzene	8.57	91	236771	53.40	ppb		99
72)	2-Chlorotoluene	8.65	91	136281	53.34	ppb		98
73)	4-Chlorotoluene	8.72	91	156026	52.63	ppb		98
74)	1,3,5-Trimethylbenzene	8.69	105	155829	54.76	ppb		99
75)	tert-Butylbenzene	8.93	119	141626	55.62	ppb		98
76)	1,2,4-Trimethylbenzene	8.97	105	154998	54.03	ppb		98
77)	sec-Butylbenzene	9.09	105	221606	55.47	ppb		100
78)	1,3-Dichlorobenzene	9.18	146	69084	53.51	ppb		98
79)	p-Isopropyltoluene (p-Cyme	9.19	119	155978	55.83	ppb		98
80)	1,4-Dichlorobenzene	9.24	146	69518	52.02	ppb		98
81)	n-Butylbenzene	9.46	91	174781	55.90	ppb		99
82)	1,2-Dichlorobenzene	9.50	146	62533	52.55	ppb		99
83)	1,2-Dibromo-3-chloropropan	10.03	75	6379	50.43	ppb		96
84)	1,3,5-Trichlorobenzene	10.19	180	49921	56.02	ppb		98
85)	1,2,4-Trichlorobenzene	10.66	180	39110	57.30	ppb		95
86)	Hexachlorobutadiene	10.78	225	19088	56.12	ppb		95
87)	Naphthalene	10.86	128	71305	58.50	ppb		98
88)	1,2,3-Trichlorobenzene	11.06	180	30234	56.06	ppb		98

(#) = qualifier out of range (m) = manual integration

Quantitation Report

Data File : C:\HPCHEM\1\DATA\2013\032213\V2903.D Vial: 2
Acq On : 22 Mar 2013 11:28 am Operator: MCH
Sample : CCV-02 *1* Inst : GC/MS A15
Misc : 10UL/5ML,03/22/13,MCH,11:12 Multiplr: 1.00
MS Integration Params: RTEINT.P
Quant Time: Mar 25 13:49 2013 Quant Results File: 032113.RES

Method : C:\HPCHEM\1\METHODS\032113.M (RTE Integrator)
Title : 8260
Last Update : Fri Mar 22 09:59:46 2013
Response via : Initial Calibration

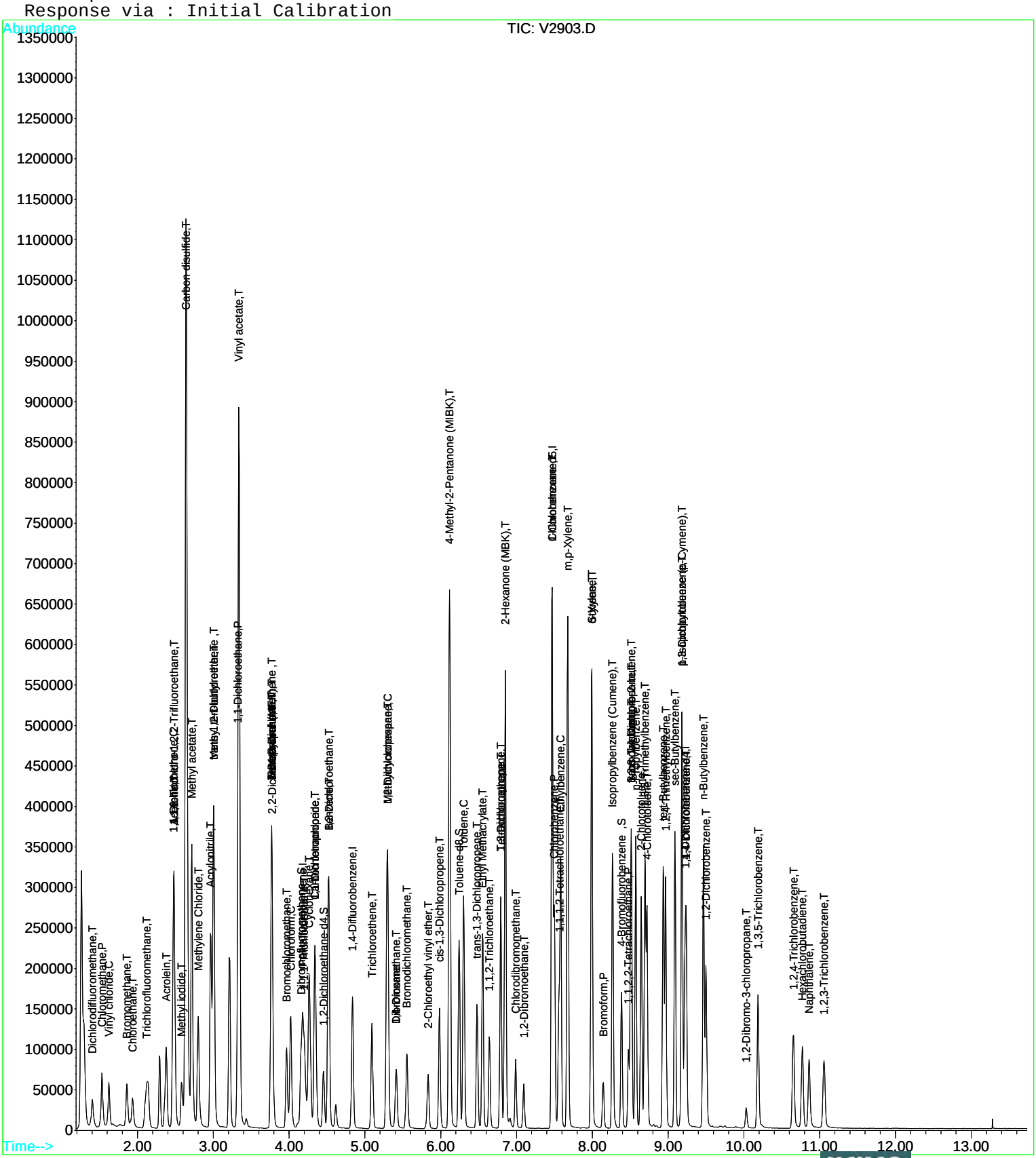

Evaluate Continuing Calibration Report

Data File : C:\HPCHEM\1\DATA\2013\032213\V2903.D Vial: 2
Acq On : 22 Mar 2013 11:28 am Operator: MCH
Sample : CCV-02 *1* Inst : GC/MS A15
Misc : 10UL/5ML,03/22/13,MCH,11:12 Multiplr: 1.00
MS Integration Params: RTEINT.P

Method : C:\HPCHEM\1\METHODS\032113.M (RTE Integrator)
Title : 8260
Last Update : Fri Mar 22 09:59:46 2013
Response via : Multiple Level Calibration

Min. RRF : 0.000 Min. Rel. Area : 50% Max. R.T. Dev 0.50min
Max. RRF Dev : 20% Max. Rel. Area : 200%

		Compound	AvgRF	CCRF	%Dev	Area%	Dev(min)
1	I	Pentafluorobenzene	1.000	1.000	0.0	116	0.00
2	T	Dichlorodifluoromethane	0.545	0.516	5.3	113	0.00
3	P	Chloromethane	0.945	0.918	2.9	120	0.00
4	C	Vinyl chloride	0.795	0.811	-2.0	121	0.00
5	T	Bromomethane	0.575	0.550	4.3	121	0.00
6	T	Chloroethane	0.560	0.514	8.2	106	0.00
7	T	Trichlorofluoromethane	0.856	0.871	-1.8	117	0.00
8	C	1,1-Dichloroethene	0.693	0.699	-0.9	116	0.00
9	T	1,1,2-Trichloro-1,2,2-Trifl	0.752	0.744	1.1	116	0.00
10	T	Acrolein	0.114	0.115	-0.9	123	0.00
11	T	Acetone	0.297	0.268	9.8	112	0.00
12	T	Methyl iodide	1.070	1.084	-1.3	118	0.00
13	T	Carbon disulfide	2.602	2.524	3.0	113	0.00
14	T	Methyl acetate	0.636	0.602	5.3	114	0.00
15	T	Methylene Chloride	0.861	0.788	8.5	114	0.00
16	T	Methyl tert-butyl ether	1.694	1.672	1.3	116	0.00
17	T	Acrylonitrile	0.263	0.262	0.4	118	0.00
18	T	trans-1,2-Dichloroethene	0.788	0.781	0.9	116	0.00
19	P	1,1-Dichloroethane	1.444	1.443	0.1	116	0.00
20	T	Vinyl acetate	1.573	1.758	-11.8	136	0.00
21	T	2-Butanone (MEK)	0.403	0.387	4.0	116	0.00
22	T	cis-1,2-Dichloroethene	0.806	0.817	-1.4	117	0.00
23	T	2,2-Dichloropropane	0.653	0.653	0.0	115	0.00
24	T	Bromochloromethane	0.326	0.331	-1.5	118	0.00
25	C	Chloroform	1.267	1.251	1.3	115	0.00
26	T	Tetrahydrofuran	0.257	0.246	4.3	117	0.00
27	T	1,1,1-Trichloroethane	0.959	0.958	0.1	114	0.00
28	S	Dibromofluoromethane	0.699	0.676	3.3	112	0.00
29	S	1,2-Dichloroethane-d4	0.179	0.170	5.0	115	0.00
30	I	1,4-Difluorobenzene	1.000	1.000	0.0	115	0.00
31	T	Carbon tetrachloride	0.425	0.430	-1.2	116	0.00
32	T	Cyclohexane	0.813	0.832	-2.3	120	0.00
33	T	1,1-Dichloropropene	0.532	0.550	-3.4	118	0.00
34	T	Benzene	1.469	1.501	-2.2	116	0.00
35	T	1,2-Dichloroethane	0.490	0.465	5.1	111	0.00
36	T	Trichloroethene	0.361	0.365	-1.1	113	0.00
37	T	Methylcyclohexane	0.651	0.676	-3.8	117	0.00
38	C	1,2-Dichloropropane	0.401	0.403	-0.5	116	0.00
39		1,4-Dioxane	0.003	0.003	0.0	111	0.00
40	T	Dibromomethane	0.226	0.221	2.2	112	0.00
41	T	Bromodichloromethane	0.493	0.488	1.0	113	0.00
42	T	2-Chloroethyl vinyl ether	0.194	0.199	-2.6	117	0.00
43	T	cis-1,3-Dichloropropene	0.580	0.598	-3.1	116	0.00
44	T	4-Methyl-2-Pentanone (MIBK)	0.429	0.410	4.4	112	0.00
45	S	Toluene-d8	1.158	1.113	3.9	109	0.00
46	C	Toluene	0.884	0.902	-2.0	115	0.00
47	T	trans-1,3-Dichloropropene	0.492	0.504	-2.4	115	0.00
48	T	Ethyl Methacrylate	0.837	0.846	-1.1	114	0.00
49	T	1,1,2-Trichloroethane	0.278	0.267	4.0	114	0.00
50	T	2-Hexanone (MBK)	0.320	0.311	2.8	112	0.00
51	I	Chlorobenzene-d5	1.000	1.000	0.0	108	0.00
52	T	1-Chlorohexane	2.144	2.355	-9.8	118	0.00
53	T	Tetrachloroethene	0.465	0.511	-9.9	117	0.00
54	T	1,3-Dichloropropane	1.017	1.057	-3.9	114	0.00
55	T	Chlorodibromomethane	0.551	0.604	-9.6	118	0.00

(#) = Out of Range

Evaluate Continuing Calibration Report

Data File : C:\HPCHEM\1\DATA\2013\032213\V2903.D Vial: 2
Acq On : 22 Mar 2013 11:28 am Operator: MCH
Sample : CCV-02 *1* Inst : GC/MS A15
Misc : 10UL/5ML,03/22/13,MCH,11:12 Multiplr: 1.00
MS Integration Params: RTEINT.P

Method : C:\HPCHEM\1\METHODS\032113.M (RTE Integrator)
Title : 8260
Last Update : Fri Mar 22 09:59:46 2013
Response via : Multiple Level Calibration

Min. RRF : 0.000 Min. Rel. Area : 50% Max. R.T. Dev 0.50min
Max. RRF Dev : 20% Max. Rel. Area : 200%

		Compound	AvgRF	CCRF	%Dev	Area%	Dev(min)
56	T	1,2-Dibromoethane	0.554	0.585	-5.6	116	0.00
57	P	Chlorobenzene	1.731	1.886	-9.0	117	0.00
58	C	Ethylbenzene	3.174	3.474	-9.5	116	0.00
59	T	1,1,1,2-Tetrachloroethane	0.546	0.595	-9.0	117	0.00
60	T	m,p-Xylene	1.173	1.292	-10.1	117	0.00
61	T	o-Xylene	1.156	1.289	-11.5	117	0.00
62	T	Styrene	1.964	2.213	-12.7	117	0.00
63	P	Bromoform	0.355	0.382	-7.6	116	0.00
64	I	1,4-Dichlorobenzene-d4	1.000	1.000	0.0	108	0.00
65	T	Isopropylbenzene (Cumene)	4.725	5.169	-9.4	116	0.00
66	S	4-Bromofluorobenzene	1.387	1.362	1.8	109	0.00
67	T	Bromobenzene	0.918	0.978	-6.5	114	0.00
68	P	1,1,2,2-Tetrachloroethane	1.179	1.182	-0.3	114	0.00
69	T	trans-1,4-Dichloro-2-butene	0.729	0.765	-4.9	114	0.00
70	T	1,2,3-Trichloropropane	1.758	1.840	-4.7	114	0.00
71	T	n-Propylbenzene	5.747	6.139	-6.8	112	0.00
72	T	2-Chlorotoluene	3.312	3.533	-6.7	113	0.00
73	T	4-Chlorotoluene	3.843	4.045	-5.3	113	0.00
74	T	1,3,5-Trimethylbenzene	3.689	4.040	-9.5	115	0.00
75	T	tert-Butylbenzene	3.301	3.672	-11.2	116	0.00
76	T	1,2,4-Trimethylbenzene	3.719	4.019	-8.1	114	0.00
77	T	sec-Butylbenzene	5.179	5.745	-10.9	115	0.00
78	T	1,3-Dichlorobenzene	1.674	1.791	-7.0	114	0.00
79	T	p-Isopropyltoluene (p-Cymen	3.622	4.044	-11.7	117	0.00
80	T	1,4-Dichlorobenzene	1.732	1.802	-4.0	114	0.00
81	T	n-Butylbenzene	4.053	4.531	-11.8	113	0.00
82	T	1,2-Dichlorobenzene	1.543	1.621	-5.1	112	0.00
83	T	1,2-Dibromo-3-chloropropane	0.164	0.165	-0.6	120	0.00
84	T	1,3,5-Trichlorobenzene	1.155	1.294	-12.0	117	0.00
85	T	1,2,4-Trichlorobenzene	0.885	1.014	-14.6	120	0.00
86	T	Hexachlorobutadiene	0.441	0.495	-12.2	125	0.00
87	T	Naphthalene	1.580	1.849	-17.0	123	0.00
88	T	1,2,3-Trichlorobenzene	0.699	0.784	-12.2	121	0.00

Evaluate Continuing Calibration Report

Data File : C:\HPCHEM\1\DATA\2013\032213\V2903.D Vial: 2
Acq On : 22 Mar 2013 11:28 am Operator: MCH
Sample : CCV-02 *1* Inst : GC/MS A15
Misc : 10UL/5ML,03/22/13,MCH,11:12 Multiplr: 1.00
MS Integration Params: RTEINT.P

Method : C:\HPCHEM\1\METHODS\032113.M (RTE Integrator)
Title : 8260
Last Update : Fri Mar 22 09:59:46 2013
Response via : Multiple Level Calibration

Min. RRF : 0.000 Min. Rel. Area : 50% Max. R.T. Dev 0.50min
Max. RRF Dev : 20% Max. Rel. Area : 200%

		Compound	Amount	Calc.	%Dev	Area%	Dev(min)
1	I	Pentafluorobenzene	50.000	50.000	0.0	116	0.00
2	T	Dichlorodifluoromethane	50.000	47.336	5.3	113	0.00
3	P	Chloromethane	50.000	48.591	2.8	120	0.00
4	C	Vinyl chloride	50.000	50.999	-2.0	121	0.00
5	T	Bromomethane	50.000	47.848	4.3	121	0.00
6	T	Chloroethane	50.000	45.937	8.1	106	0.00
7	T	Trichlorofluoromethane	50.000	50.871	-1.7	117	0.00
8	C	1,1-Dichloroethene	50.000	50.430	-0.9	116	0.00
9	T	1,1,2-Trichloro-1,2,2-Trifl	50.000	49.491	1.0	116	0.00
10	T	Acrolein	500.000	505.527	-1.1	123	0.00
11	T	Acetone	500.000	451.673	9.7	112	0.00
12	T	Methyl iodide	50.000	50.669	-1.3	118	0.00
13	T	Carbon disulfide	500.000	485.123	3.0	113	0.00
14	T	Methyl acetate	500.000	473.023	5.4	114	0.00
15	T	Methylene Chloride	50.000	45.769	8.5	114	0.00
16	T	Methyl tert-butyl ether	100.000	98.705	1.3	116	0.00
17	T	Acrylonitrile	500.000	497.789	0.4	118	0.00
18	T	trans-1,2-Dichloroethene	50.000	49.536	0.9	116	0.00
19	P	1,1-Dichloroethane	50.000	49.948	0.1	116	0.00
20	T	Vinyl acetate	500.000	558.793	-11.8	136	0.00
21	T	2-Butanone (MEK)	500.000	480.305	3.9	116	0.00
22	T	cis-1,2-Dichloroethene	50.000	50.638	-1.3	117	0.00
23	T	2,2-Dichloropropane	50.000	50.016	-0.0	115	0.00
24	T	Bromochloromethane	50.000	50.726	-1.5	118	0.00
25	C	Chloroform	50.000	49.370	1.3	115	0.00
26	T	Tetrahydrofuran	50.000	47.856	4.3	117	0.00
27	T	1,1,1-Trichloroethane	50.000	49.966	0.1	114	0.00
28	S	Dibromofluoromethane	50.000	48.318	3.4	112	0.00
29	S	1,2-Dichloroethane-d4	50.000	47.484	5.0	115	0.00
30	I	1,4-Difluorobenzene	50.000	50.000	0.0	115	0.00
31	T	Carbon tetrachloride	50.000	50.591	-1.2	116	0.00
32	T	Cyclohexane	50.000	51.179	-2.4	120	0.00
33	T	1,1-Dichloropropene	50.000	51.663	-3.3	118	0.00
34	T	Benzene	50.000	51.101	-2.2	116	0.00
35	T	1,2-Dichloroethane	50.000	47.528	4.9	111	0.00
36	T	Trichloroethene	50.000	50.557	-1.1	113	0.00
37	T	Methylcyclohexane	50.000	51.887	-3.8	117	0.00
38	C	1,2-Dichloropropane	50.000	50.326	-0.7	116	0.00
39		1,4-Dioxane	500.000	464.622	7.1	111	0.00
40	T	Dibromomethane	50.000	48.915	2.2	112	0.00
41	T	Bromodichloromethane	50.000	49.457	1.1	113	0.00
42	T	2-Chloroethyl vinyl ether	50.000	51.393	-2.8	117	0.00
43	T	cis-1,3-Dichloropropene	50.000	51.521	-3.0	116	0.00
44	T	4-Methyl-2-Pentanone (MIBK)	500.000	478.489	4.3	112	0.00
45	S	Toluene-d8	50.000	48.044	3.9	109	0.00
46	C	Toluene	50.000	51.038	-2.1	115	0.00
47	T	trans-1,3-Dichloropropene	50.000	51.210	-2.4	115	0.00
48	T	Ethyl Methacrylate	50.000	50.529	-1.1	114	0.00
49	T	1,1,2-Trichloroethane	50.000	47.993	4.0	114	0.00
50	T	2-Hexanone (MBK)	500.000	485.180	3.0	112	0.00
51	I	Chlorobenzene-d5	50.000	50.000	0.0	108	0.00
52	T	1-Chlorohexane	50.000	54.926	-9.9	118	0.00
53	T	Tetrachloroethene	50.000	54.886	-9.8	117	0.00
54	T	1,3-Dichloropropane	50.000	51.959	-3.9	114	0.00
55	T	Chlorodibromomethane	50.000	54.843	-9.7	118	0.00

(#) = Out of Range

Evaluate Continuing Calibration Report

Data File : C:\HPCHEM\1\DATA\2013\032213\V2903.D Vial: 2
Acq On : 22 Mar 2013 11:28 am Operator: MCH
Sample : CCV-02 *1* Inst : GC/MS A15
Misc : 10UL/5ML,03/22/13,MCH,11:12 Multiplr: 1.00
MS Integration Params: RTEINT.P

Method : C:\HPCHEM\1\METHODS\032113.M (RTE Integrator)
Title : 8260
Last Update : Fri Mar 22 09:59:46 2013
Response via : Multiple Level Calibration

Min. RRF : 0.000 Min. Rel. Area : 50% Max. R.T. Dev 0.50min
Max. RRF Dev : 20% Max. Rel. Area : 200%

		Compound	Amount	Calc.	%Dev	Area%	Dev(min)
56	T	1,2-Dibromoethane	50.000	52.838	-5.7	116	0.00
57	P	Chlorobenzene	50.000	54.474	-8.9	117	0.00
58	C	Ethylbenzene	50.000	54.727	-9.5	116	0.00
59	T	1,1,1,2-Tetrachloroethane	50.000	54.556	-9.1	117	0.00
60	T	m,p-Xylene	100.000	110.149	-10.1	117	0.00
61	T	o-Xylene	50.000	55.765	-11.5	117	0.00
62	T	Styrene	50.000	56.343	-12.7	117	0.00
63	P	Bromoform	50.000	53.754	-7.5	116	0.00
64	I	1,4-Dichlorobenzene-d4	50.000	50.000	0.0	108	0.00
65	T	Isopropylbenzene (Cumene)	50.000	54.703	-9.4	116	0.00
66	S	4-Bromofluorobenzene	50.000	49.098	1.8	109	0.00
67	T	Bromobenzene	50.000	53.284	-6.6	114	0.00
68	P	1,1,2,2-Tetrachloroethane	50.000	50.138	-0.3	114	0.00
69	T	trans-1,4-Dichloro-2-butene	50.000	52.491	-5.0	114	0.00
70	T	1,2,3-Trichloropropane	50.000	52.331	-4.7	114	0.00
71	T	n-Propylbenzene	50.000	53.403	-6.8	112	0.00
72	T	2-Chlorotoluene	50.000	53.335	-6.7	113	0.00
73	T	4-Chlorotoluene	50.000	52.634	-5.3	113	0.00
74	T	1,3,5-Trimethylbenzene	50.000	54.764	-9.5	115	0.00
75	T	tert-Butylbenzene	50.000	55.616	-11.2	116	0.00
76	T	1,2,4-Trimethylbenzene	50.000	54.027	-8.1	114	0.00
77	T	sec-Butylbenzene	50.000	55.470	-10.9	115	0.00
78	T	1,3-Dichlorobenzene	50.000	53.505	-7.0	114	0.00
79	T	p-Isopropyltoluene (p-Cymen	50.000	55.825	-11.7	117	0.00
80	T	1,4-Dichlorobenzene	50.000	52.018	-4.0	114	0.00
81	T	n-Butylbenzene	50.000	55.903	-11.8	113	0.00
82	T	1,2-Dichlorobenzene	50.000	52.549	-5.1	112	0.00
83	T	1,2-Dibromo-3-chloropropane	50.000	50.428	-0.9	120	0.00
84	T	1,3,5-Trichlorobenzene	50.000	56.016	-12.0	117	0.00
85	T	1,2,4-Trichlorobenzene	50.000	57.297	-14.6	120	0.00
86	T	Hexachlorobutadiene	50.000	56.116	-12.2	125	0.00
87	T	Naphthalene	50.000	58.498	-17.0	123	0.00
88	T	1,2,3-Trichlorobenzene	50.000	56.061	-12.1	121	0.00

Quantitation Report (QT Reviewed)

Data File : C:\HPCHEM\1\DATA\2013\032213\V2910.D Vial: 9
Acq On : 22 Mar 2013 2:27 pm Operator: MCH
Sample : 459337-016 S *1* Inst : GC/MS A15
Misc : 5ML,0HS PH2,03/22/13,MCH,12:42 Multiplr: 1.00
MS Integration Params: RTEINT.P
Quant Time: Mar 25 13:49 2013 Quant Results File: 032113.RES

Quant Method : C:\HPCHEM\1\METHODS\032113.M (RTE Integrator)
Title : 8260
Last Update : Fri Mar 22 09:59:46 2013
Response via : Initial Calibration
DataAcq Meth : VSTDJ

Internal Standards	R.T.	QIon	Response	Conc	Units		Dev(Min)
1) Pentafluorobenzene	4.18	168	61682	50.00	ppb		0.00
30) 1,4-Difluorobenzene	4.84	114	115441	50.00	ppb		0.00
51) Chlorobenzene-d5	7.47	82	57198	50.00	ppb		0.00
64) 1,4-Dichlorobenzene-d4	9.22	152	38697	50.00	ppb		0.00
System Monitoring Compounds							
28) Dibromofluoromethane	4.15	113	41441	48.04	ppb		0.00
Spiked Amount 50.000	Range 75 - 131		Recovery = 96.08%				
29) 1,2-Dichloroethane-d4	4.45	102	10449	47.33	ppb		0.00
Spiked Amount 50.000	Range 63 - 144		Recovery = 94.66%				
45) Toluene-d8	6.24	98	130270	48.72	ppb		0.00
Spiked Amount 50.000	Range 80 - 117		Recovery = 97.44%				
66) 4-Bromofluorobenzene	8.38	95	52449	48.87	ppb		0.00
Spiked Amount 50.000	Range 74 - 124		Recovery = 97.74%				
Target Compounds							Qvalue
2) Dichlorodifluoromethane	1.41	85	30239	44.94	ppb		98
3) Chloromethane	1.53	50	50955	43.73	ppb		96
4) Vinyl chloride	1.62	62	45100	45.97	ppb		98
5) Bromomethane	1.86	94	31295	44.15	ppb		100
6) Chloroethane	1.94	64	30411	44.03	ppb		99
7) Trichlorofluoromethane	2.12	101	49780	47.15	ppb		95
8) 1,1-Dichloroethene	2.47	96	40605	47.50	ppb		99
9) 1,1,2-Trichloro-1,2,2-Trif	2.48	101	43664	47.07	ppb		99
10) Acrolein	2.38	56	73295	521.06	ppb		99
11) Acetone	2.48	43	127433	347.84	ppb		100
12) Methyl iodide	2.58	142	63566	48.18	ppb		96
13) Carbon disulfide	2.64	76	1464876	456.38	ppb		100
14) Methyl acetate	2.71	43	369339	470.48	ppb		100
15) Methylene Chloride	2.80	84	46669	43.95	ppb		98
16) Methyl tert-butyl ether	3.00	73	201426	96.37	ppb		100
17) Acrylonitrile	2.97	53	157312	484.43	ppb		98
18) trans-1,2-Dichloroethene	3.01	96	45664	46.96	ppb		96
19) 1,1-Dichloroethane	3.32	63	85903	48.21	ppb		98
20) Vinyl acetate	3.34	43	1043203	537.46	ppb		99
21) 2-Butanone (MEK)	3.77	43	212563	427.69	ppb		97
22) cis-1,2-Dichloroethene	3.77	96	61605	61.92	ppb		96
23) 2,2-Dichloropropane	3.78	77	37270	46.29	ppb		99
24) Bromochloromethane	3.97	128	20183	50.11	ppb		94
25) Chloroform	4.02	83	75751	48.46	ppb		97
26) Tetrahydrofuran	3.76	42	13340	42.00	ppb		94
27) 1,1,1-Trichloroethane	4.20	97	57605	48.69	ppb		100
31) Carbon tetrachloride	4.35	117	47450	48.31	ppb		97
32) Cyclohexane	4.27	56	91874	48.97	ppb		99
33) 1,1-Dichloropropene	4.34	75	59448	48.41	ppb		98
34) Benzene	4.52	78	168145	49.58	ppb		99
35) 1,2-Dichloroethane	4.52	62	53552	47.37	ppb		99
36) Trichloroethene	5.09	95	48317	58.04	ppb		98
37) Methylcyclohexane	5.29	83	72612	48.30	ppb		97
38) 1,2-Dichloropropane	5.30	63	44200	47.78	ppb		98
39) 1,4-Dioxane	5.42	88	3765	474.38	ppb		93
40) Dibromomethane	5.41	93	24990	47.93	ppb		98
41) Bromodichloromethane	5.55	83	56191	49.34	ppb		100
42) 2-Chloroethyl vinyl ether	5.82	63	64	0.14	ppb	#	75
43) cis-1,3-Dichloropropene	5.98	75	68177	50.87	ppb		98
44) 4-Methyl-2-Pentanone (MIBK	6.11	43	462842	467.74	ppb		98
46) Toluene	6.30	92	101220	49.61	ppb		99
47) trans-1,3-Dichloropropene	6.48	75	57018	50.14	ppb		97

(#) = qualifier out of range (m) = manual integration

Quantitation Report (QT Reviewed)

Data File : C:\HPCHEM\1\DATA\2013\032213\V2910.D Vial: 9
Acq On : 22 Mar 2013 2:27 pm Operator: MCH
Sample : 459337-016 S *1* Inst : GC/MS A15
Misc : 5ML,0HS PH2,03/22/13,MCH,12:42 Multiplr: 1.00
MS Integration Params: RTEINT.P
Quant Time: Mar 25 13:49 2013 Quant Results File: 032113.RES

Quant Method : C:\HPCHEM\1\METHODS\032113.M (RTE Integrator)
Title : 8260
Last Update : Fri Mar 22 09:59:46 2013
Response via : Initial Calibration
DataAcq Meth : VSTDJ

	Compound	R.T.	QIon	Response	Conc	Unit		Qvalue
48)	Ethyl Methacrylate	6.55	69	99181	51.34	ppb		95
49)	1,1,2-Trichloroethane	6.64	97	31517	49.15	ppb		98
50)	2-Hexanone (MBK)	6.85	43	342749	463.25	ppb		99
52)	1-Chlorohexane	7.47	91	127955	52.17	ppb		98
53)	Tetrachloroethene	6.79	164	44337	83.29	ppb		98
54)	1,3-Dichloropropane	6.79	76	60246	51.76	ppb		100
55)	Chlorodibromomethane	6.99	129	33953	53.87	ppb		98
56)	1,2-Dibromoethane	7.09	107	33398	52.74	ppb		100
57)	Chlorobenzene	7.50	112	104055	52.54	ppb		98
58)	Ethylbenzene	7.58	91	190412	52.45	ppb		100
59)	1,1,1,2-Tetrachloroethane	7.56	131	32949	52.79	ppb		98
60)	m,p-Xylene	7.67	106	143771	107.15	ppb		99
61)	o-Xylene	7.99	106	70647	53.42	ppb		100
62)	Styrene	8.00	104	123111	54.80	ppb		96
63)	Bromoform	8.14	173	21981	54.06	ppb		97
65)	Isopropylbenzene (Cumene)	8.27	105	188748	51.62	ppb		99
67)	Bromobenzene	8.50	156	35976	50.65	ppb		93
68)	1,1,2,2-Tetrachloroethane	8.47	83	45458	49.81	ppb		99
69)	trans-1,4-Dichloro-2-buten	8.52	53	28381	50.32	ppb	#	83
70)	1,2,3-Trichloropropane	8.52	75	68605	50.41	ppb		88
71)	n-Propylbenzene	8.57	91	228950	51.47	ppb		99
72)	2-Chlorotoluene	8.64	91	129655	50.58	ppb		100
73)	4-Chlorotoluene	8.72	91	149156	50.15	ppb		99
74)	1,3,5-Trimethylbenzene	8.70	105	148275	51.94	ppb		97
75)	tert-Butylbenzene	8.94	119	133921	52.42	ppb		98
76)	1,2,4-Trimethylbenzene	8.97	105	148202	51.49	ppb		97
77)	sec-Butylbenzene	9.09	105	209359	52.23	ppb		99
78)	1,3-Dichlorobenzene	9.18	146	66834	51.59	ppb		99
79)	p-Isopropyltoluene (p-Cyme	9.18	119	148505	52.98	ppb		98
80)	1,4-Dichlorobenzene	9.24	146	67054	50.01	ppb		99
81)	n-Butylbenzene	9.47	91	165519	52.77	ppb		99
82)	1,2-Dichlorobenzene	9.50	146	60130	50.37	ppb		99
83)	1,2-Dibromo-3-chloropropan	10.03	75	5855	46.13	ppb		94
84)	1,3,5-Trichlorobenzene	10.19	180	46985	52.55	ppb		98
85)	1,2,4-Trichlorobenzene	10.65	180	36695	53.58	ppb		96
86)	Hexachlorobutadiene	10.77	225	17844	52.29	ppb		94
87)	Naphthalene	10.86	128	66843	54.66	ppb		98
88)	1,2,3-Trichlorobenzene	11.06	180	28198	52.12	ppb		97

(#) = qualifier out of range (m) = manual integration

Quantitation Report

Data File : C:\HPCHEM\1\DATA\2013\032213\V2910.D Vial: 9
Acq On : 22 Mar 2013 2:27 pm Operator: MCH
Sample : 459337-016 S *1* Inst : GC/MS A15
Misc : 5ML,0HS PH2,03/22/13,MCH,12:42 Multiplr: 1.00
MS Integration Params: RTEINT.P
Quant Time: Mar 25 13:49 2013 Quant Results File: 032113.RES

Method : C:\HPCHEM\1\METHODS\032113.M (RTE Integrator)
Title : 8260
Last Update : Fri Mar 22 09:59:46 2013
Response via : Initial Calibration

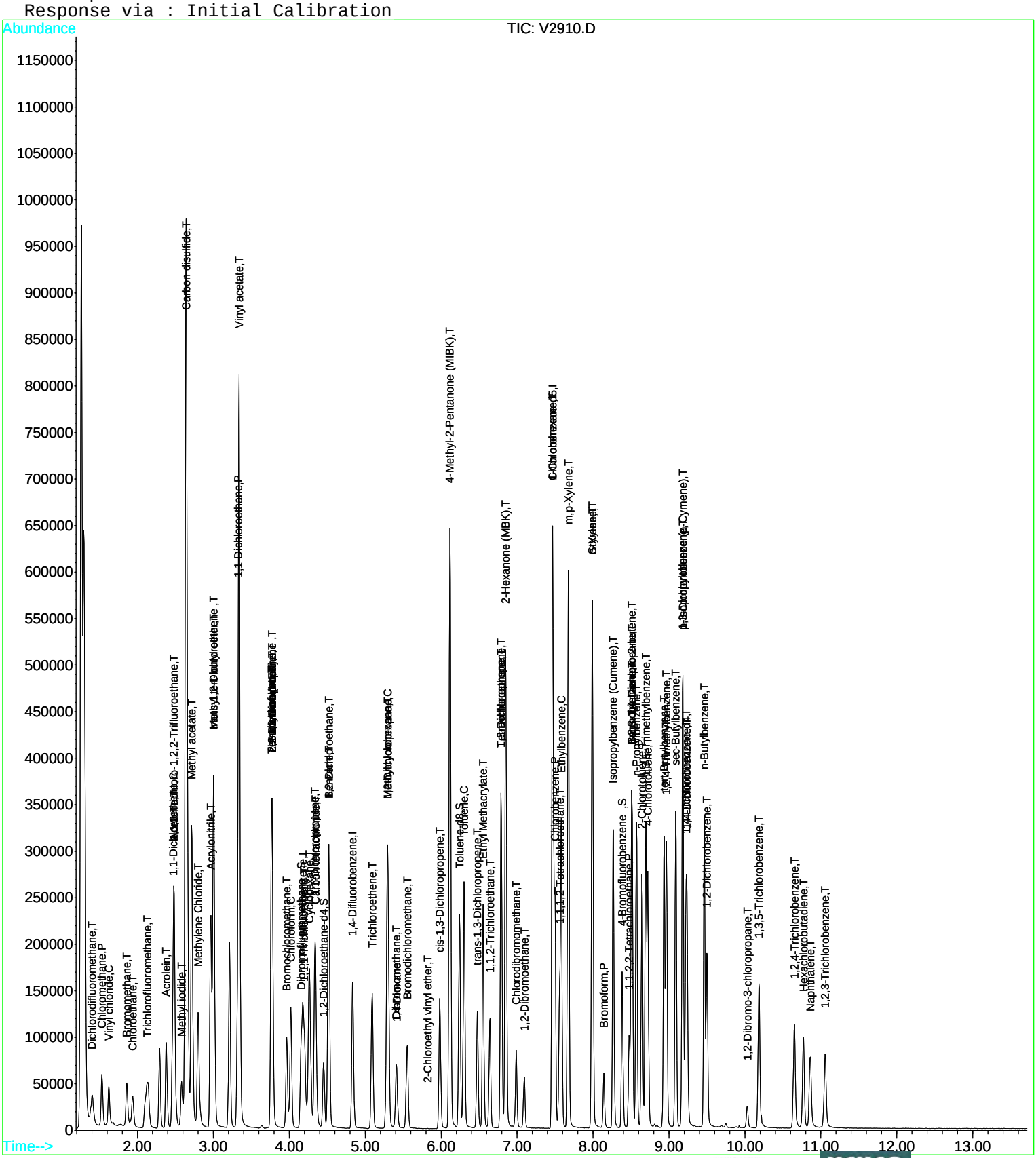

Quantitation Report (QT Reviewed)

Data File : C:\HPCHEM\1\DATA\2013\032213\V2911.D Vial: 10
Acq On : 22 Mar 2013 2:52 pm Operator: MCH
Sample : 459337-016 SD *1* Inst : GC/MS A15
Misc : 5ML,0HS PH2,03/22/13,MCH,12:44 Multiplr: 1.00
MS Integration Params: RTEINT.P
Quant Time: Mar 25 13:49 2013 Quant Results File: 032113.RES

Quant Method : C:\HPCHEM\1\METHODS\032113.M (RTE Integrator)
Title : 8260
Last Update : Fri Mar 22 09:59:46 2013
Response via : Initial Calibration
DataAcq Meth : VSTDJ

Internal Standards	R.T.	QIon	Response	Conc	Units	Dev(Min)
1) Pentafluorobenzene	4.18	168	62092	50.00	ppb	0.00
30) 1,4-Difluorobenzene	4.83	114	113331	50.00	ppb	0.00
51) Chlorobenzene-d5	7.48	82	57871	50.00	ppb	0.00
64) 1,4-Dichlorobenzene-d4	9.22	152	39040	50.00	ppb	0.00
System Monitoring Compounds						
28) Dibromofluoromethane	4.15	113	43488	50.08	ppb	0.00
Spiked Amount 50.000	Range 75 - 131		Recovery = 100.16%			
29) 1,2-Dichloroethane-d4	4.45	102	10509	47.29	ppb	0.00
Spiked Amount 50.000	Range 63 - 144		Recovery = 94.58%			
45) Toluene-d8	6.24	98	131863	50.23	ppb	0.00
Spiked Amount 50.000	Range 80 - 117		Recovery = 100.46%			
66) 4-Bromofluorobenzene	8.38	95	52118	48.13	ppb	0.00
Spiked Amount 50.000	Range 74 - 124		Recovery = 96.26%			
Target Compounds						Qvalue
2) Dichlorodifluoromethane	1.40	85	28378	41.90	ppb	99
3) Chloromethane	1.53	50	51339	43.77	ppb	98
4) Vinyl chloride	1.62	62	43048	43.59	ppb	97
5) Bromomethane	1.86	94	31113	43.61	ppb	98
6) Chloroethane	1.93	64	29652	42.64	ppb	97
7) Trichlorofluoromethane	2.12	101	48816	45.93	ppb	99
8) 1,1-Dichloroethene	2.47	96	40482	47.04	ppb	100
9) 1,1,2-Trichloro-1,2,2-Trif	2.48	101	42680	45.71	ppb	98
10) Acrolein	2.38	56	74405	525.46	ppb	100
11) Acetone	2.48	43	131365	356.20	ppb	100
12) Methyl iodide	2.58	142	63538	47.84	ppb	98
13) Carbon disulfide	2.64	76	1443318	446.70	ppb	99
14) Methyl acetate	2.71	43	371522	470.14	ppb	100
15) Methylene Chloride	2.80	84	47579	44.51	ppb	97
16) Methyl tert-butyl ether	3.00	73	208870	99.27	ppb	99
17) Acrylonitrile	2.96	53	161457	493.92	ppb	100
18) trans-1,2-Dichloroethene	3.01	96	45771	46.76	ppb	95
19) 1,1-Dichloroethane	3.32	63	85722	47.79	ppb	99
20) Vinyl acetate	3.34	43	1061406	543.23	ppb	98
21) 2-Butanone (MEK)	3.76	43	216967	433.67	ppb	99
22) cis-1,2-Dichloroethene	3.77	96	61646	61.55	ppb	94
23) 2,2-Dichloropropane	3.78	77	36997	45.65	ppb	99
24) Bromochloromethane	3.97	128	19979	49.28	ppb	94
25) Chloroform	4.02	83	74428	47.30	ppb	96
26) Tetrahydrofuran	3.76	42	13250	41.44	ppb	91
27) 1,1,1-Trichloroethane	4.20	97	56152	47.15	ppb	98
31) Carbon tetrachloride	4.35	117	47369	49.13	ppb	99
32) Cyclohexane	4.27	56	89176	48.42	ppb	98
33) 1,1-Dichloropropene	4.34	75	58434	48.47	ppb	99
34) Benzene	4.52	78	162897	48.93	ppb	99
35) 1,2-Dichloroethane	4.52	62	53206	47.94	ppb	98
36) Trichloroethene	5.09	95	47431	58.04	ppb	98
37) Methylcyclohexane	5.29	83	72545	49.15	ppb	96
38) 1,2-Dichloropropane	5.30	63	44548	49.05	ppb	98
39) 1,4-Dioxane	5.42	88	3870	496.69	ppb	86
40) Dibromomethane	5.41	93	25154	49.14	ppb	96
41) Bromodichloromethane	5.55	83	54861	49.07	ppb	97
43) cis-1,3-Dichloropropene	5.98	75	66919	50.86	ppb	97
44) 4-Methyl-2-Pentanone (MIBK	6.11	43	467575	481.33	ppb	98
46) Toluene	6.30	92	98176	49.01	ppb	100
47) trans-1,3-Dichloropropene	6.48	75	55512	49.73	ppb	99
48) Ethyl Methacrylate	6.55	69	96990	51.14	ppb	97

(#) = qualifier out of range (m) = manual integration

Quantitation Report (QT Reviewed)

Data File : C:\HPCHEM\1\DATA\2013\032213\V2911.D Vial: 10
Acq On : 22 Mar 2013 2:52 pm Operator: MCH
Sample : 459337-016 SD *1* Inst : GC/MS A15
Misc : 5ML,0HS PH2,03/22/13,MCH,12:44 Multiplr: 1.00
MS Integration Params: RTEINT.P
Quant Time: Mar 25 13:49 2013 Quant Results File: 032113.RES

Quant Method : C:\HPCHEM\1\METHODS\032113.M (RTE Integrator)
Title : 8260
Last Update : Fri Mar 22 09:59:46 2013
Response via : Initial Calibration
DataAcq Meth : VSTDJ

	Compound	R.T.	QIon	Response	Conc	Unit		Qvalue
49)	1,1,2-Trichloroethane	6.64	97	31105	49.41	ppb		99
50)	2-Hexanone (MBK)	6.85	43	339974	468.06	ppb		100
52)	1-Chlorohexane	7.46	91	124301	50.10	ppb		99
53)	Tetrachloroethene	6.79	164	42417	78.76	ppb		99
54)	1,3-Dichloropropane	6.79	76	58511	49.68	ppb		97
55)	Chlorodibromomethane	6.99	129	33581	52.66	ppb		100
56)	1,2-Dibromoethane	7.10	107	32648	50.96	ppb		100
57)	Chlorobenzene	7.50	112	102152	50.98	ppb		98
58)	Ethylbenzene	7.58	91	185465	50.49	ppb		98
59)	1,1,1,2-Tetrachloroethane	7.56	131	32808	51.95	ppb		97
60)	m,p-Xylene	7.67	106	138669	102.14	ppb		99
61)	o-Xylene	7.99	106	70264	52.51	ppb		100
62)	Styrene	7.99	104	121340	53.38	ppb		97
63)	Bromoform	8.14	173	21727	52.81	ppb		97
65)	Isopropylbenzene (Cumene)	8.27	105	183929	49.86	ppb		99
67)	Bromobenzene	8.50	156	35561	49.63	ppb		93
68)	1,1,2,2-Tetrachloroethane	8.47	83	45166	49.06	ppb		99
69)	trans-1,4-Dichloro-2-buten	8.52	53	28499	50.08	ppb	#	81
70)	1,2,3-Trichloropropane	8.52	75	69371	50.52	ppb		85
71)	n-Propylbenzene	8.57	91	222952	49.68	ppb		99
72)	2-Chlorotoluene	8.64	91	128480	49.68	ppb		99
73)	4-Chlorotoluene	8.72	91	147699	49.23	ppb		98
74)	1,3,5-Trimethylbenzene	8.70	105	145301	50.45	ppb		98
75)	tert-Butylbenzene	8.94	119	132266	51.32	ppb		96
76)	1,2,4-Trimethylbenzene	8.97	105	145414	50.08	ppb		98
77)	sec-Butylbenzene	9.09	105	204098	50.47	ppb		100
78)	1,3-Dichlorobenzene	9.18	146	65971	50.48	ppb		100
79)	p-Isopropyltoluene (p-Cyme	9.18	119	146845	51.93	ppb		99
80)	1,4-Dichlorobenzene	9.24	146	66762	49.36	ppb		97
81)	n-Butylbenzene	9.47	91	163193	51.57	ppb		98
82)	1,2-Dichlorobenzene	9.50	146	60388	50.14	ppb		99
83)	1,2-Dibromo-3-chloropropan	10.03	75	5886	45.97	ppb		98
84)	1,3,5-Trichlorobenzene	10.18	180	47899	53.10	ppb		98
85)	1,2,4-Trichlorobenzene	10.65	180	33879	49.04	ppb		94
86)	Hexachlorobutadiene	10.77	225	17767	51.60	ppb		96
87)	Naphthalene	10.86	128	71273	57.77	ppb		99
88)	1,2,3-Trichlorobenzene	11.06	180	29326	53.72	ppb		97

(#) = qualifier out of range (m) = manual integration

Quantitation Report

Data File : C:\HPCHEM\1\DATA\2013\032213\V2911.D Vial: 10
Acq On : 22 Mar 2013 2:52 pm Operator: MCH
Sample : 459337-016 SD *1* Inst : GC/MS A15
Misc : 5ML,0HS PH2,03/22/13,MCH,12:44 Multiplr: 1.00
MS Integration Params: RTEINT.P
Quant Time: Mar 25 13:49 2013 Quant Results File: 032113.RES

Method : C:\HPCHEM\1\METHODS\032113.M (RTE Integrator)
Title : 8260
Last Update : Fri Mar 22 09:59:46 2013
Response via : Initial Calibration

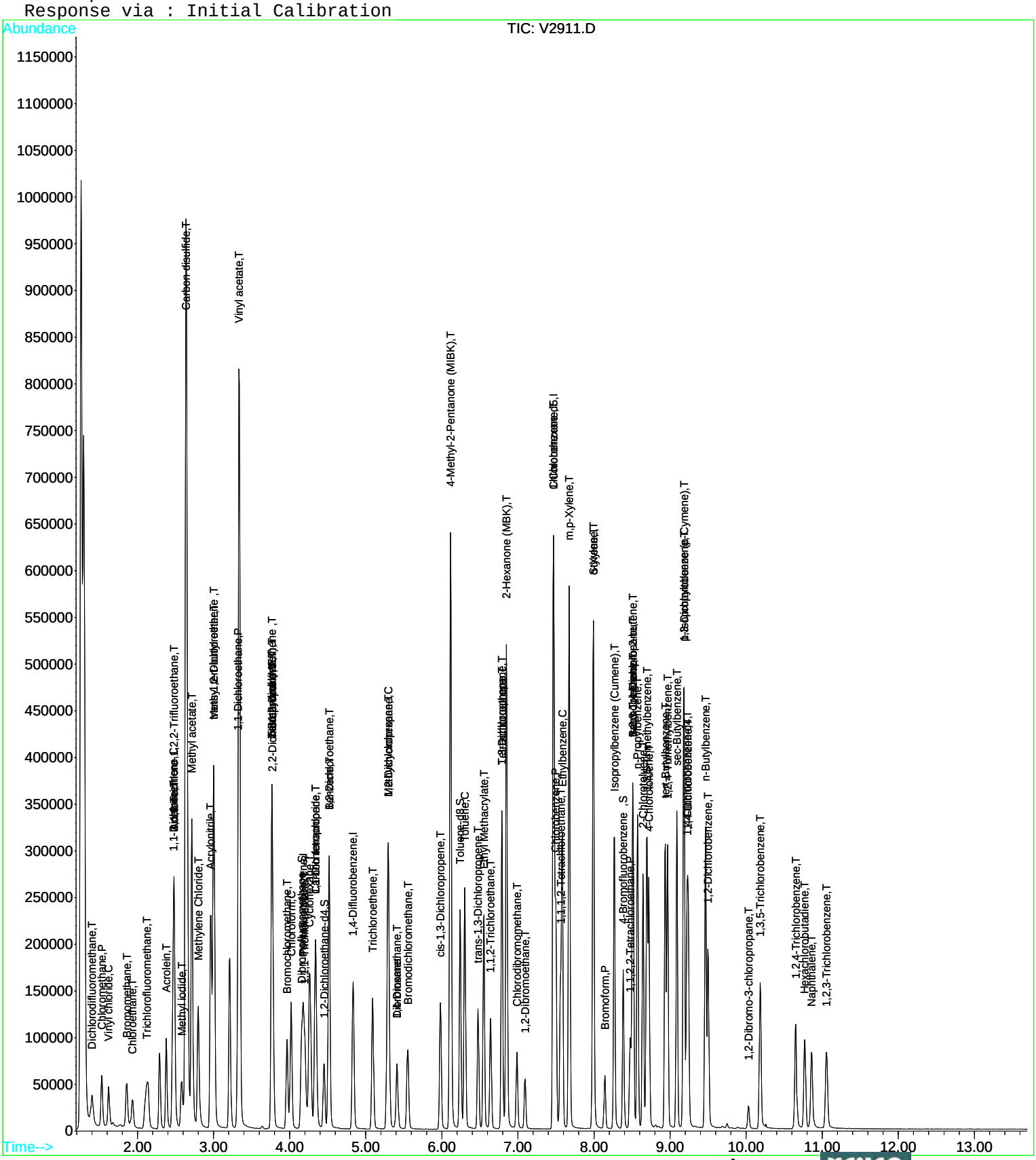

Quantitation Report (QT Reviewed)

Data File : C:\HPCHEM\1\DATA\2013\032213\V2913.D Vial: 12
Acq On : 22 Mar 2013 3:41 pm Operator: MCH
Sample : 459346-002 *1* Inst : GC/MS A15
Misc : 5ML,0HS PH2,03/22/13,MCH,12:48 Multiplr: 1.00
MS Integration Params: RTEINT.P
Quant Time: Mar 25 14:09 2013 Quant Results File: 032113.RES

Quant Method : C:\HPCHEM\1\METHODS\032113.M (RTE Integrator)
Title : 8260
Last Update : Fri Mar 22 09:59:46 2013
Response via : Initial Calibration
DataAcq Meth : VSTDJ

Internal Standards	R.T.	QIon	Response	Conc	Units		Dev(Min)
1) Pentafluorobenzene	4.18	168	62230	50.00	ppb		0.00
30) 1,4-Difluorobenzene	4.83	114	113731	50.00	ppb		0.00
51) Chlorobenzene-d5	7.48	82	57622	50.00	ppb		0.00
64) 1,4-Dichlorobenzene-d4	9.22	152	35688	50.00	ppb		0.00
System Monitoring Compounds							
28) Dibromofluoromethane	4.15	113	41906	48.15	ppb		0.00
Spiked Amount 50.000	Range 75 - 131		Recovery = 96.30%				
29) 1,2-Dichloroethane-d4	4.45	102	10539	47.32	ppb		0.00
Spiked Amount 50.000	Range 63 - 144		Recovery = 94.64%				
45) Toluene-d8	6.24	98	131410	49.88	ppb		0.00
Spiked Amount 50.000	Range 80 - 117		Recovery = 99.76%				
66) 4-Bromofluorobenzene	8.38	95	52299	52.83	ppb		0.00
Spiked Amount 50.000	Range 74 - 124		Recovery = 105.66%				
Target Compounds							Qvalue
11) Acetone	2.49	43	1506	4.07	ppb		91
15) Methylene Chloride	2.80	84	326	0.30	ppb	#	72
25) Chloroform	4.02	83	978	0.62	ppb		99

(#) = qualifier out of range (m) = manual integration

Quantitation Report

Data File : C:\HPCHEM\1\DATA\2013\032213\V2913.D Vial: 12
Acq On : 22 Mar 2013 3:41 pm Operator: MCH
Sample : 459346-002 *1* Inst : GC/MS A15
Misc : 5ML,0HS PH2,03/22/13,MCH,12:48 Multiplr: 1.00
MS Integration Params: RTEINT.P
Quant Time: Mar 25 14:09 2013 Quant Results File: 032113.RES

Method : C:\HPCHEM\1\METHODS\032113.M (RTE Integrator)
Title : 8260
Last Update : Fri Mar 22 09:59:46 2013
Response via : Initial Calibration



Quantitation Report (QT Reviewed)

Data File : C:\HPCHEM\1\DATA\2013\032213\V2914.D Vial: 13
Acq On : 22 Mar 2013 4:06 pm Operator: MCH
Sample : 459346-003 *1* Inst : GC/MS A15
Misc : 5ML,0HS PH2,03/22/13,MCH,12:50 Multiplr: 1.00
MS Integration Params: RTEINT.P
Quant Time: Mar 25 14:11 2013 Quant Results File: 032113.RES

Quant Method : C:\HPCHEM\1\METHODS\032113.M (RTE Integrator)
Title : 8260
Last Update : Fri Mar 22 09:59:46 2013
Response via : Initial Calibration
DataAcq Meth : VSTDJ

Internal Standards	R.T.	QIon	Response	Conc	Units		Dev(Min)
1) Pentafluorobenzene	4.18	168	60252	50.00	ppb		0.00
30) 1,4-Difluorobenzene	4.83	114	110485	50.00	ppb		0.00
51) Chlorobenzene-d5	7.48	82	55944	50.00	ppb		0.00
64) 1,4-Dichlorobenzene-d4	9.22	152	35724	50.00	ppb		0.00
System Monitoring Compounds							
28) Dibromofluoromethane	4.15	113	41284	49.00	ppb		0.00
Spiked Amount 50.000	Range 75 - 131		Recovery = 98.00%				
29) 1,2-Dichloroethane-d4	4.45	102	10590	49.11	ppb		0.00
Spiked Amount 50.000	Range 63 - 144		Recovery = 98.22%				
45) Toluene-d8	6.24	98	126968	49.61	ppb		0.00
Spiked Amount 50.000	Range 80 - 117		Recovery = 99.22%				
66) 4-Bromofluorobenzene	8.38	95	50897	51.37	ppb		0.00
Spiked Amount 50.000	Range 74 - 124		Recovery = 102.74%				
Target Compounds							Qvalue
11) Acetone	2.48	43	1034	2.89	ppb		99
15) Methylene Chloride	2.80	84	328	0.32	ppb	#	78
25) Chloroform	4.02	83	2914	1.91	ppb		98
36) Trichloroethene	5.09	95	2234	2.80	ppb		93
53) Tetrachloroethene	6.79	164	594	1.14	ppb		97

(#) = qualifier out of range (m) = manual integration
V2914.D 032113.M Mon Mar 25 14:11:10 2013 3/25/2013 17:5 MCH Maria Chiang XENCO Laboratories Page 1

Quantitation Report

Data File : C:\HPCHEM\1\DATA\2013\032213\V2914.D Vial: 13
Acq On : 22 Mar 2013 4:06 pm Operator: MCH
Sample : 459346-003 *1* Inst : GC/MS A15
Misc : 5ML,0HS PH2,03/22/13,MCH,12:50 Multiplr: 1.00
MS Integration Params: RTEINT.P
Quant Time: Mar 25 14:11 2013 Quant Results File: 032113.RES

Method : C:\HPCHEM\1\METHODS\032113.M (RTE Integrator)
Title : 8260
Last Update : Fri Mar 22 09:59:46 2013
Response via : Initial Calibration



Quantitation Report (QT Reviewed)

Data File : C:\HPCHEM\1\DATA\2013\032213\V2915.D Vial: 14
Acq On : 22 Mar 2013 4:31 pm Operator: MCH
Sample : 459346-004 *1* Inst : GC/MS A15
Misc : 5ML,0HS PH2,03/22/13,MCH,12:52 Multiplr: 1.00
MS Integration Params: RTEINT.P
Quant Time: Mar 25 14:12 2013 Quant Results File: 032113.RES

Quant Method : C:\HPCHEM\1\METHODS\032113.M (RTE Integrator)
Title : 8260
Last Update : Fri Mar 22 09:59:46 2013
Response via : Initial Calibration
DataAcq Meth : VSTDJ

Internal Standards	R.T.	QIon	Response	Conc	Units	Dev(Min)
1) Pentafluorobenzene	4.18	168	60514	50.00	ppb	0.00
30) 1,4-Difluorobenzene	4.83	114	107619	50.00	ppb	0.00
51) Chlorobenzene-d5	7.48	82	55563	50.00	ppb	0.00
64) 1,4-Dichlorobenzene-d4	9.22	152	34258	50.00	ppb	0.00
System Monitoring Compounds						
28) Dibromofluoromethane	4.15	113	40709	48.10	ppb	0.00
Spiked Amount 50.000	Range 75 - 131		Recovery = 96.20%			
29) 1,2-Dichloroethane-d4	4.45	102	10232	47.24	ppb	0.00
Spiked Amount 50.000	Range 63 - 144		Recovery = 94.48%			
45) Toluene-d8	6.24	98	125881	50.50	ppb	0.00
Spiked Amount 50.000	Range 80 - 117		Recovery = 101.00%			
66) 4-Bromofluorobenzene	8.38	95	49540	52.14	ppb	0.00
Spiked Amount 50.000	Range 74 - 124		Recovery = 104.28%			
Target Compounds						Qvalue
11) Acetone	2.49	43	1179	3.28	ppb	99
15) Methylene Chloride	2.80	84	290	0.28	ppb #	86
25) Chloroform	4.02	83	853	0.56	ppb	84
36) Trichloroethene	5.09	95	3147	4.06	ppb	94
53) Tetrachloroethene	6.79	164	1967	3.80	ppb	97
65) Isopropylbenzene (Cumene)	8.27	105	656	0.20	ppb	100

(#) = qualifier out of range (m) = manual integration
V2915.D 032113.M Mon Mar 25 14:12:30 2013 3/25/2013 17:5 MCH Maria Chiang XENCO Laboratories Page 1

Quantitation Report

Data File : C:\HPCHEM\1\DATA\2013\032213\V2915.D Vial: 14
Acq On : 22 Mar 2013 4:31 pm Operator: MCH
Sample : 459346-004 *1* Inst : GC/MS A15
Misc : 5ML,0HS PH2,03/22/13,MCH,12:52 Multiplr: 1.00
MS Integration Params: RTEINT.P
Quant Time: Mar 25 14:12 2013 Quant Results File: 032113.RES

Method : C:\HPCHEM\1\METHODS\032113.M (RTE Integrator)
Title : 8260
Last Update : Fri Mar 22 09:59:46 2013
Response via : Initial Calibration



Quantitation Report (QT Reviewed)

Data File : C:\HPCHEM\1\DATA\2013\032213\V2916.D Vial: 15
Acq On : 22 Mar 2013 4:56 pm Operator: MCH
Sample : 459346-005 *1* Inst : GC/MS A15
Misc : 5ML,0HS PH2,03/22/13,MCH,12:54 Multiplr: 1.00
MS Integration Params: RTEINT.P
Quant Time: Mar 25 14:14 2013 Quant Results File: 032113.RES

Quant Method : C:\HPCHEM\1\METHODS\032113.M (RTE Integrator)
Title : 8260
Last Update : Fri Mar 22 09:59:46 2013
Response via : Initial Calibration
DataAcq Meth : VSTDJ

Internal Standards	R.T.	QIon	Response	Conc	Units		Dev(Min)
1) Pentafluorobenzene	4.17	168	58701	50.00	ppb		0.00
30) 1,4-Difluorobenzene	4.84	114	106458	50.00	ppb		0.00
51) Chlorobenzene-d5	7.47	82	54883	50.00	ppb		0.00
64) 1,4-Dichlorobenzene-d4	9.22	152	33666	50.00	ppb		0.00
System Monitoring Compounds							
28) Dibromofluoromethane	4.15	113	40144	48.90	ppb		0.00
Spiked Amount 50.000	Range 75 - 131		Recovery = 97.80%				
29) 1,2-Dichloroethane-d4	4.45	102	10270	48.88	ppb		0.00
Spiked Amount 50.000	Range 63 - 144		Recovery = 97.76%				
45) Toluene-d8	6.24	98	123738	50.18	ppb		0.00
Spiked Amount 50.000	Range 80 - 117		Recovery = 100.36%				
66) 4-Bromofluorobenzene	8.38	95	49464	52.97	ppb		0.00
Spiked Amount 50.000	Range 74 - 124		Recovery = 105.94%				
Target Compounds							Qvalue
8) 1,1-Dichloroethene	2.46	96	616	0.76	ppb		87
11) Acetone	2.48	43	1261	3.62	ppb		97
15) Methylene Chloride	2.80	84	331	0.33	ppb		89
19) 1,1-Dichloroethane	3.32	63	1402	0.83	ppb		95
22) cis-1,2-Dichloroethene	3.77	96	828	0.87	ppb		99
25) Chloroform	4.02	83	3518	2.36	ppb		95
36) Trichloroethene	5.09	95	2973	3.87	ppb		96
53) Tetrachloroethene	6.79	164	175	0.34	ppb	#	86

(#) = qualifier out of range (m) = manual integration
V2916.D 032113.M Mon Mar 25 14:14:40 2013 3/25/2013 17:5 MCH Maria Chiang XENCO Laboratories

Quantitation Report

Data File : C:\HPCHEM\1\DATA\2013\032213\V2916.D Vial: 15
Acq On : 22 Mar 2013 4:56 pm Operator: MCH
Sample : 459346-005 *1* Inst : GC/MS A15
Misc : 5ML,0HS PH2,03/22/13,MCH,12:54 Multiplr: 1.00
MS Integration Params: RTEINT.P
Quant Time: Mar 25 14:14 2013 Quant Results File: 032113.RES

Method : C:\HPCHEM\1\METHODS\032113.M (RTE Integrator)
Title : 8260
Last Update : Fri Mar 22 09:59:46 2013
Response via : Initial Calibration



Quantitation Report (QT Reviewed)

Data File : C:\HPCHEM\1\DATA\2013\032213\V2917.D Vial: 16
Acq On : 22 Mar 2013 5:21 pm Operator: MCH
Sample : 459346-006 *1* Inst : GC/MS A15
Misc : 5ML,0HS PH2,03/22/13,MCH,12:56 Multiplr: 1.00
MS Integration Params: RTEINT.P
Quant Time: Mar 25 15:36 2013 Quant Results File: 032113.RES

Quant Method : C:\HPCHEM\1\METHODS\032113.M (RTE Integrator)
Title : 8260
Last Update : Fri Mar 22 09:59:46 2013
Response via : Initial Calibration
DataAcq Meth : VSTDJ

Internal Standards	R.T.	QIon	Response	Conc	Units		Dev(Min)
1) Pentafluorobenzene	4.18	168	56857	50.00	ppb		0.00
30) 1,4-Difluorobenzene	4.83	114	101402	50.00	ppb		0.00
51) Chlorobenzene-d5	7.47	82	53202	50.00	ppb		0.00
64) 1,4-Dichlorobenzene-d4	9.22	152	33827	50.00	ppb		0.00
System Monitoring Compounds							
28) Dibromofluoromethane	4.15	113	38879	48.90	ppb		0.00
Spiked Amount 50.000	Range 75 - 131		Recovery = 97.80%				
29) 1,2-Dichloroethane-d4	4.45	102	9796	48.14	ppb		0.00
Spiked Amount 50.000	Range 63 - 144		Recovery = 96.28%				
45) Toluene-d8	6.24	98	116710	49.69	ppb		0.00
Spiked Amount 50.000	Range 80 - 117		Recovery = 99.38%				
66) 4-Bromofluorobenzene	8.38	95	48059	51.22	ppb		0.00
Spiked Amount 50.000	Range 74 - 124		Recovery = 102.44%				
Target Compounds							Qvalue
8) 1,1-Dichloroethene	2.46	96	359	0.46	ppb		84
11) Acetone	2.48	43	987	2.92	ppb		94
15) Methylene Chloride	2.80	84	272	0.28	ppb	#	77
25) Chloroform	4.02	83	1484	1.03	ppb		82
36) Trichloroethene	5.08	95	474	0.65	ppb	#	80
53) Tetrachloroethene	6.78	164	216	0.44	ppb	#	86

(#) = qualifier out of range (m) = manual integration
V2917.D 032113.M Mon Mar 25 15:36:10 2013 3/25/2013 17:5 MCH Maria Chiang XENCO Laboratories

Quantitation Report

Data File : C:\HPCHEM\1\DATA\2013\032213\V2917.D Vial: 16
Acq On : 22 Mar 2013 5:21 pm Operator: MCH
Sample : 459346-006 *1* Inst : GC/MS A15
Misc : 5ML,0HS PH2,03/22/13,MCH,12:56 Multiplr: 1.00
MS Integration Params: RTEINT.P
Quant Time: Mar 25 15:36 2013 Quant Results File: 032113.RES

Method : C:\HPCHEM\1\METHODS\032113.M (RTE Integrator)
Title : 8260
Last Update : Fri Mar 22 09:59:46 2013
Response via : Initial Calibration



Quantitation Report (QT Reviewed)

Data File : C:\HPCHEM\1\DATA\2013\032213\V2918.D Vial: 17
Acq On : 22 Mar 2013 5:46 pm Operator: MCH
Sample : 459346-007 *1* Inst : GC/MS A15
Misc : 5ML,0HS PH2,03/22/13,MCH,16:50 Multiplr: 1.00
MS Integration Params: RTEINT.P
Quant Time: Mar 25 15:45 2013 Quant Results File: 032113.RES

Quant Method : C:\HPCHEM\1\METHODS\032113.M (RTE Integrator)
Title : 8260
Last Update : Fri Mar 22 09:59:46 2013
Response via : Initial Calibration
DataAcq Meth : VSTDJ

Internal Standards	R.T.	QIon	Response	Conc	Units	Dev(Min)
1) Pentafluorobenzene	4.18	168	57074	50.00	ppb	0.00
30) 1,4-Difluorobenzene	4.83	114	103259	50.00	ppb	0.00
51) Chlorobenzene-d5	7.47	82	52687	50.00	ppb	0.00
64) 1,4-Dichlorobenzene-d4	9.22	152	33025	50.00	ppb	0.00
System Monitoring Compounds						
28) Dibromofluoromethane	4.15	113	38557	48.31	ppb	0.00
Spiked Amount 50.000	Range 75 - 131		Recovery = 96.62%			
29) 1,2-Dichloroethane-d4	4.45	102	9822	48.08	ppb	0.00
Spiked Amount 50.000	Range 63 - 144		Recovery = 96.16%			
45) Toluene-d8	6.24	98	118423	49.51	ppb	0.00
Spiked Amount 50.000	Range 80 - 117		Recovery = 99.02%			
66) 4-Bromofluorobenzene	8.39	95	46773	51.06	ppb	0.00
Spiked Amount 50.000	Range 74 - 124		Recovery = 102.12%			
Target Compounds						Qvalue
11) Acetone	2.49	43	1006	2.97	ppb	86
15) Methylene Chloride	2.80	84	285	0.29	ppb #	77
25) Chloroform	4.02	83	479	0.33	ppb	96
65) Isopropylbenzene (Cumene)	8.26	105	379	0.12	ppb	84

(#) = qualifier out of range (m) = manual integration

Quantitation Report

Data File : C:\HPCHEM\1\DATA\2013\032213\V2918.D Vial: 17
Acq On : 22 Mar 2013 5:46 pm Operator: MCH
Sample : 459346-007 *1* Inst : GC/MS A15
Misc : 5ML,0HS PH2,03/22/13,MCH,16:50 Multiplr: 1.00
MS Integration Params: RTEINT.P
Quant Time: Mar 25 15:45 2013 Quant Results File: 032113.RES

Method : C:\HPCHEM\1\METHODS\032113.M (RTE Integrator)
Title : 8260
Last Update : Fri Mar 22 09:59:46 2013
Response via : Initial Calibration



Quantitation Report (QT Reviewed)

Data File : C:\HPCHEM\1\DATA\2013\032213\V2919.D Vial: 18
Acq On : 22 Mar 2013 6:10 pm Operator: MCH
Sample : 459346-008 *1* Inst : GC/MS A15
Misc : 5ML,0HS PH2,03/22/13,MCH,16:52 Multiplr: 1.00
MS Integration Params: RTEINT.P
Quant Time: Mar 25 15:46 2013 Quant Results File: 032113.RES

Quant Method : C:\HPCHEM\1\METHODS\032113.M (RTE Integrator)
Title : 8260
Last Update : Fri Mar 22 09:59:46 2013
Response via : Initial Calibration
DataAcq Meth : VSTDJ

Internal Standards	R.T.	QIon	Response	Conc	Units	Dev(Min)
1) Pentafluorobenzene	4.18	168	58100	50.00	ppb	0.00
30) 1,4-Difluorobenzene	4.83	114	105089	50.00	ppb	0.00
51) Chlorobenzene-d5	7.48	82	53529	50.00	ppb	0.00
64) 1,4-Dichlorobenzene-d4	9.22	152	33211	50.00	ppb	0.00
System Monitoring Compounds						
28) Dibromofluoromethane	4.15	113	38833	47.79	ppb	0.00
Spiked Amount 50.000	Range 75 - 131		Recovery = 95.58%			
29) 1,2-Dichloroethane-d4	4.45	102	9983	48.01	ppb	0.00
Spiked Amount 50.000	Range 63 - 144		Recovery = 96.02%			
45) Toluene-d8	6.24	98	119047	48.91	ppb	0.00
Spiked Amount 50.000	Range 80 - 117		Recovery = 97.82%			
66) 4-Bromofluorobenzene	8.38	95	47110	51.14	ppb	0.00
Spiked Amount 50.000	Range 74 - 124		Recovery = 102.28%			
Target Compounds						Qvalue
11) Acetone	2.49	43	1035	3.00	ppb	72
15) Methylene Chloride	2.80	84	335	0.33	ppb	90
25) Chloroform	4.02	83	762	0.52	ppb	85
36) Trichloroethene	5.09	95	7105	9.38	ppb	99
53) Tetrachloroethene	6.78	164	1599	3.21	ppb	92
65) Isopropylbenzene (Cumene)	8.27	105	348	0.11	ppb	89

(#) = qualifier out of range (m) = manual integration
V2919.D 032113.M Mon Mar 25 15:46:53 2013 3/25/2013 17:5 MCH Maria Chiang XENCO Laboratories Page 1

Quantitation Report

Data File : C:\HPCHEM\1\DATA\2013\032213\V2919.D Vial: 18
Acq On : 22 Mar 2013 6:10 pm Operator: MCH
Sample : 459346-008 *1* Inst : GC/MS A15
Misc : 5ML,0HS PH2,03/22/13,MCH,16:52 Multiplr: 1.00
MS Integration Params: RTEINT.P
Quant Time: Mar 25 15:46 2013 Quant Results File: 032113.RES

Method : C:\HPCHEM\1\METHODS\032113.M (RTE Integrator)
Title : 8260
Last Update : Fri Mar 22 09:59:46 2013
Response via : Initial Calibration



Quantitation Report (QT Reviewed)

Data File : C:\HPCHEM\1\DATA\2013\032213\V2920.D Vial: 19
Acq On : 22 Mar 2013 6:35 pm Operator: MCH
Sample : 459346-009 *1* Inst : GC/MS A15
Misc : 5ML,0HS PH2,03/22/13,MCH,16:54 Multiplr: 1.00
MS Integration Params: RTEINT.P
Quant Time: Mar 25 16:04 2013 Quant Results File: 032113.RES

Quant Method : C:\HPCHEM\1\METHODS\032113.M (RTE Integrator)
Title : 8260
Last Update : Fri Mar 22 09:59:46 2013
Response via : Initial Calibration
DataAcq Meth : VSTDJ

Internal Standards	R.T.	QIon	Response	Conc	Units		Dev(Min)
1) Pentafluorobenzene	4.18	168	54975	50.00	ppb		0.00
30) 1,4-Difluorobenzene	4.83	114	99334	50.00	ppb		0.00
51) Chlorobenzene-d5	7.47	82	51579	50.00	ppb		0.00
64) 1,4-Dichlorobenzene-d4	9.22	152	32997	50.00	ppb		0.00
System Monitoring Compounds							
28) Dibromofluoromethane	4.15	113	36716	47.76	ppb		0.00
Spiked Amount 50.000	Range 75 - 131		Recovery = 95.52%				
29) 1,2-Dichloroethane-d4	4.45	102	9742	49.51	ppb		0.00
Spiked Amount 50.000	Range 63 - 144		Recovery = 99.02%				
45) Toluene-d8	6.24	98	113551	49.35	ppb		0.00
Spiked Amount 50.000	Range 80 - 117		Recovery = 98.70%				
66) 4-Bromofluorobenzene	8.38	95	46949	51.30	ppb		0.00
Spiked Amount 50.000	Range 74 - 124		Recovery = 102.60%				
Target Compounds							Qvalue
11) Acetone	2.48	43	1061	3.25	ppb		80
15) Methylene Chloride	2.80	84	276	0.29	ppb		89
25) Chloroform	4.02	83	646	0.46	ppb		97
36) Trichloroethene	5.09	95	142	0.20	ppb	#	85
53) Tetrachloroethene	6.79	164	2820	5.87	ppb		90
65) Isopropylbenzene (Cumene)	8.26	105	394	0.13	ppb		96

(#) = qualifier out of range (m) = manual integration

Quantitation Report

Data File : C:\HPCHEM\1\DATA\2013\032213\V2920.D Vial: 19
Acq On : 22 Mar 2013 6:35 pm Operator: MCH
Sample : 459346-009 *1* Inst : GC/MS A15
Misc : 5ML,0HS PH2,03/22/13,MCH,16:54 Multiplr: 1.00
MS Integration Params: RTEINT.P
Quant Time: Mar 25 16:04 2013 Quant Results File: 032113.RES

Method : C:\HPCHEM\1\METHODS\032113.M (RTE Integrator)
Title : 8260
Last Update : Fri Mar 22 09:59:46 2013
Response via : Initial Calibration



Quantitation Report (QT Reviewed)

Data File : C:\HPCHEM\1\DATA\2013\032213\V2921.D Vial: 20
Acq On : 22 Mar 2013 7:00 pm Operator: MCH
Sample : 459346-010 *1* Inst : GC/MS A15
Misc : 5ML,0HS PH2,03/22/13,MCH,16:56 Multiplr: 1.00
MS Integration Params: RTEINT.P
Quant Time: Mar 25 16:19 2013 Quant Results File: 032113.RES

Quant Method : C:\HPCHEM\1\METHODS\032113.M (RTE Integrator)
Title : 8260
Last Update : Fri Mar 22 09:59:46 2013
Response via : Initial Calibration
DataAcq Meth : VSTDJ

Internal Standards	R.T.	QIon	Response	Conc	Units	Dev(Min)
1) Pentafluorobenzene	4.18	168	53588	50.00	ppb	0.00
30) 1,4-Difluorobenzene	4.83	114	99280	50.00	ppb	0.00
51) Chlorobenzene-d5	7.48	82	49619	50.00	ppb	0.00
64) 1,4-Dichlorobenzene-d4	9.22	152	32089	50.00	ppb	0.00
System Monitoring Compounds						
28) Dibromofluoromethane	4.15	113	36688	48.96	ppb	0.00
Spiked Amount 50.000	Range 75 - 131		Recovery = 97.92%			
29) 1,2-Dichloroethane-d4	4.45	102	9366	48.83	ppb	0.00
Spiked Amount 50.000	Range 63 - 144		Recovery = 97.66%			
45) Toluene-d8	6.24	98	111477	48.48	ppb	0.00
Spiked Amount 50.000	Range 80 - 117		Recovery = 96.96%			
66) 4-Bromofluorobenzene	8.38	95	44581	50.09	ppb	0.00
Spiked Amount 50.000	Range 74 - 124		Recovery = 100.18%			
Target Compounds						Qvalue
11) Acetone	2.48	43	3671	11.53	ppb	99
15) Methylene Chloride	2.79	84	283	0.31	ppb #	70
25) Chloroform	4.02	83	1166	0.86	ppb	92
32) Cyclohexane	4.26	56	1756	1.09	ppb	93
53) Tetrachloroethene	6.79	164	8668	18.77	ppb	98
65) Isopropylbenzene (Cumene)	8.26	105	440	0.15	ppb	87

(#) = qualifier out of range (m) = manual integration
V2921.D 032113.M Mon Mar 25 16:19:53 2013 3/25/2013 17:5 MCH Maria Chiang XENCO Laboratories Page 1

Quantitation Report

Data File : C:\HPCHEM\1\DATA\2013\032213\V2921.D Vial: 20
Acq On : 22 Mar 2013 7:00 pm Operator: MCH
Sample : 459346-010 *1* Inst : GC/MS A15
Misc : 5ML,0HS PH2,03/22/13,MCH,16:56 Multiplr: 1.00
MS Integration Params: RTEINT.P
Quant Time: Mar 25 16:19 2013 Quant Results File: 032113.RES

Method : C:\HPCHEM\1\METHODS\032113.M (RTE Integrator)
Title : 8260
Last Update : Fri Mar 22 09:59:46 2013
Response via : Initial Calibration



Quantitation Report (QT Reviewed)

Data File : C:\HPCHEM\1\DATA\2013\032213\V2922.D Vial: 21
Acq On : 22 Mar 2013 7:25 pm Operator: MCH
Sample : 459346-011 *1* Inst : GC/MS A15
Misc : 5ML,0HS PH2,03/22/13,MCH,16:58 Multiplr: 1.00
MS Integration Params: RTEINT.P
Quant Time: Mar 25 16:21 2013 Quant Results File: 032113.RES

Quant Method : C:\HPCHEM\1\METHODS\032113.M (RTE Integrator)
Title : 8260
Last Update : Fri Mar 22 09:59:46 2013
Response via : Initial Calibration
DataAcq Meth : VSTDJ

Internal Standards	R.T.	QIon	Response	Conc	Units	Dev(Min)
1) Pentafluorobenzene	4.18	168	53893	50.00	ppb	0.00
30) 1,4-Difluorobenzene	4.83	114	96515	50.00	ppb	0.00
51) Chlorobenzene-d5	7.47	82	48630	50.00	ppb	0.00
64) 1,4-Dichlorobenzene-d4	9.22	152	31622	50.00	ppb	0.00
System Monitoring Compounds						
28) Dibromofluoromethane	4.15	113	36535	48.48	ppb	0.00
Spiked Amount 50.000	Range 75 - 131		Recovery = 96.96%			
29) 1,2-Dichloroethane-d4	4.45	102	9500	49.25	ppb	0.00
Spiked Amount 50.000	Range 63 - 144		Recovery = 98.50%			
45) Toluene-d8	6.24	98	110220	49.30	ppb	0.00
Spiked Amount 50.000	Range 80 - 117		Recovery = 98.60%			
66) 4-Bromofluorobenzene	8.38	95	44109	50.29	ppb	0.00
Spiked Amount 50.000	Range 74 - 124		Recovery = 100.58%			
Target Compounds						Qvalue
11) Acetone	2.48	43	1140	3.56	ppb	77
15) Methylene Chloride	2.79	84	280	0.30	ppb #	82
25) Chloroform	4.02	83	860	0.63	ppb	93
53) Tetrachloroethene	6.78	164	7837	17.32	ppb	98
60) m,p-Xylene	7.67	106	135	0.12	ppb	90

(#) = qualifier out of range (m) = manual integration
V2922.D 032113.M Mon Mar 25 16:21:11 2013 3/25/2013 17:5 MCH Maria Chiang XENCO Laboratories Page 1

Quantitation Report

Data File : C:\HPCHEM\1\DATA\2013\032213\V2922.D Vial: 21
Acq On : 22 Mar 2013 7:25 pm Operator: MCH
Sample : 459346-011 *1* Inst : GC/MS A15
Misc : 5ML,0HS PH2,03/22/13,MCH,16:58 Multiplr: 1.00
MS Integration Params: RTEINT.P
Quant Time: Mar 25 16:21 2013 Quant Results File: 032113.RES

Method : C:\HPCHEM\1\METHODS\032113.M (RTE Integrator)
Title : 8260
Last Update : Fri Mar 22 09:59:46 2013
Response via : Initial Calibration



Quantitation Report (QT Reviewed)

Data File : C:\HPCHEM\1\DATA\2013\032213\V2923.D Vial: 22
Acq On : 22 Mar 2013 7:49 pm Operator: MCH
Sample : 459346-012 *1* Inst : GC/MS A15
Misc : 5ML,0HS PH2,03/22/13,MCH,17:00 Multiplr: 1.00
MS Integration Params: RTEINT.P
Quant Time: Mar 25 16:44 2013 Quant Results File: 032113.RES

Quant Method : C:\HPCHEM\1\METHODS\032113.M (RTE Integrator)
Title : 8260
Last Update : Fri Mar 22 09:59:46 2013
Response via : Initial Calibration
DataAcq Meth : VSTDJ

Internal Standards	R.T.	QIon	Response	Conc	Units	Dev(Min)
1) Pentafluorobenzene	4.18	168	51735	50.00	ppb	0.00
30) 1,4-Difluorobenzene	4.83	114	93658	50.00	ppb	0.00
51) Chlorobenzene-d5	7.47	82	47369	50.00	ppb	0.00
64) 1,4-Dichlorobenzene-d4	9.22	152	30716	50.00	ppb	0.00
System Monitoring Compounds						
28) Dibromofluoromethane	4.15	113	37384	51.67	ppb	0.00
Spiked Amount 50.000	Range 75 - 131		Recovery = 103.34%			
29) 1,2-Dichloroethane-d4	4.45	102	9370	50.60	ppb	0.00
Spiked Amount 50.000	Range 63 - 144		Recovery = 101.20%			
45) Toluene-d8	6.24	98	105968	48.85	ppb	0.00
Spiked Amount 50.000	Range 80 - 117		Recovery = 97.70%			
66) 4-Bromofluorobenzene	8.38	95	42883	50.34	ppb	0.00
Spiked Amount 50.000	Range 74 - 124		Recovery = 100.68%			
Target Compounds						Qvalue
11) Acetone	2.48	43	1615	5.26	ppb	85
15) Methylene Chloride	2.79	84	315	0.35	ppb #	81
21) 2-Butanone (MEK)	3.77	43	841	2.02	ppb	92

(#) = qualifier out of range (m) = manual integration
V2923.D 032113.M Mon Mar 25 16:44:28 2013 3/25/2013 17:5 MCH Maria Chiang XENCO Laboratories Page 1

Quantitation Report

Data File : C:\HPCHEM\1\DATA\2013\032213\V2923.D Vial: 22
Acq On : 22 Mar 2013 7:49 pm Operator: MCH
Sample : 459346-012 *1* Inst : GC/MS A15
Misc : 5ML,0HS PH2,03/22/13,MCH,17:00 Multiplr: 1.00
MS Integration Params: RTEINT.P
Quant Time: Mar 25 16:44 2013 Quant Results File: 032113.RES

Method : C:\HPCHEM\1\METHODS\032113.M (RTE Integrator)
Title : 8260
Last Update : Fri Mar 22 09:59:46 2013
Response via : Initial Calibration



1,4-Dioxane by SW8260B

Initial Calibration

Instrument Run Log: A153

Analytical Protocol: **8260**
Prep Method: SW5030B
Tune File: BFB
Acq. Method: VSTDS

Batch/Sequence#: **909623**
Prep Batch: 635512
Printed Date: 04/25/13 21:48
Calibration Date: 03/21/13 11:24

	Data File	Lab ID	Vial # Cont #	Reporting Method	Mtx	Extraction Date	Date Analyzed	Sample Amount WT / Vol	Multiplier	IS	SS	pH	HS	Status	Comments
1	V2884.D	BFB-01	NA	SW8260B	W	03/21/13 08:51	03/21/13 08:52	1 ul	1.00	P	P	NA	NA	OK	
2	V2885.D	CCV-01	NA	SW8260B	W	03/21/13 08:58	03/21/13 09:16	5 ml / 5 ml	1.00	P	P	NA	NA	N.R.	
3	V2886.D	CCV-02	NA	SW8260B	W	03/21/13 09:24	03/21/13 09:41	5 ml / 5 ml	1.00	P	P	NA	NA	N.R.	
4	V2887.D	CBLK-01	NA	SW8260B	W	03/21/13 09:48	03/21/13 10:10	5 ml / 5 ml	1.00	P	P	NA	NA	N.R.	
5	V2888.D	CBLK-02	NA	SW8260B	W	03/21/13 09:50	03/21/13 10:35	5 ml / 5 ml	1.00	P	P	NA	NA	N.R.	
6	V2889.D	CBLK-03	NA	SW8260B	W	03/21/13 09:52	03/21/13 11:00	5 ml / 5 ml	1.00	P	P	NA	NA	N.R.	
7	V2890.D	CAL-2	NA	SW8260B	W	03/21/13 10:20	03/21/13 11:24	5 ml / 5 ml	1.00	P	P	2	0	OK	
8	V2891.D	CAL-5	NA	SW8260B	W	03/21/13 10:22	03/21/13 11:49	5 ml / 5 ml	1.00	P	P	2	0	OK	
9	V2892.D	CAL-10	NA	SW8260B	W	03/21/13 10:24	03/21/13 12:14	5 ml / 5 ml	1.00	P	P	2	0	OK	
10	V2893.D	CAL-25	NA	SW8260B	W	03/21/13 10:26	03/21/13 12:39	5 ml / 5 ml	1.00	P	P	2	0	OK	
11	V2894.D	CAL-50	NA	SW8260B	W	03/21/13 10:28	03/21/13 13:04	5 ml / 5 ml	1.00	P	P	2	0	OK	
12	V2895.D	CAL-100	NA	SW8260B	W	03/21/13 10:30	03/21/13 13:29	5 ml / 5 ml	1.00	P	P	2	0	OK	
13	V2896.D	CAL-150	NA	SW8260B	W	03/21/13 10:32	03/21/13 13:53	5 ml / 5 ml	1.00	P	P	2	0	OK	
14	V2897.D	CBLK-04	NA	SW8260B	W	03/21/13 10:34	03/21/13 14:18	5 ml / 5 ml	1.00	P	P	NA	NA	N.R.	
15	V2898.D	CBLK-05	NA	SW8260B	W	03/21/13 10:36	03/21/13 14:43	5 ml / 5 ml	1.00	P	P	NA	NA	N.R.	
16	V2899.D	ICV-01	NA	SW8260B	W	03/21/13 10:38	03/21/13 15:09	5 ml / 5 ml	1.00	P	P	NA	NA	OK	
17	V2900.D	BSD	NA	SW8260B	W	03/21/13 10:40	03/21/13 15:33	5 ml / 5 ml	1.00	P	P	NA	NA	N.R.	

Comments :

Prepared By : Maria Chiang Date : 03/21/2013

Analyzed By : Maria Chiang Date : 03/21/2013

Approved By: Zandra Holbrook Approved Date: 04/25/2013

Zandra Holbrook

```
Data File : C:\HPCHEM\1\DATA\2013\032113\V2884.D          Vial: 100
Acq On    : 21 Mar 2013   8:52 am                    Operator: MCH
Sample    : BFB-01                                   Inst    : GC/MS A15
Misc      : 1UL/50NG,03/21/13,MCH,08:51              Multiplr: 1.00
MS Integration Params: RTEINT.P
Method    : C:\HPCHEM\1\METHODS\032113.M (RTE Integrator)
Title     : 8260
```

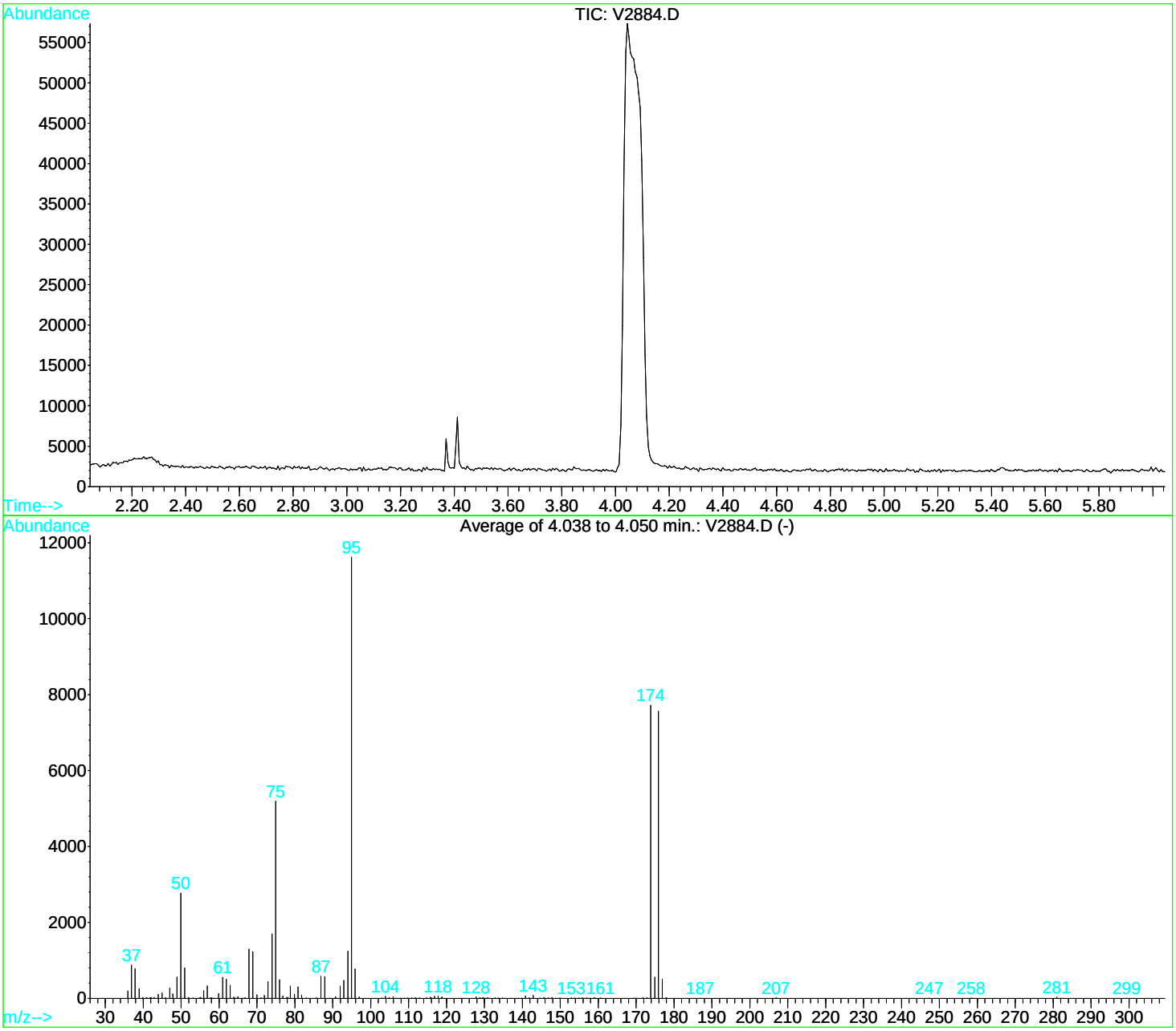

AutoFind: Scans 582, 583, 584; Background Corrected with Scan 573

Target Mass	Rel. to Mass	Lower Limit%	Upper Limit%	Rel. Abn%	Raw Abn	Result Pass/Fail
50	95	15	40	23.9	2775	PASS
75	95	30	60	44.7	5194	PASS
95	95	100	100	100.0	11616	PASS
96	95	5	9	6.7	773	PASS
173	174	0.00	2	0.2	18	PASS
174	95	50	100	66.5	7723	PASS
175	174	5	9	7.2	556	PASS
176	174	95	101	97.9	7562	PASS
177	176	5	9	6.7	507	PASS

Quantitation Report (QT Reviewed)

Data File : C:\HPCHEM\1\DATA\2013\032113\V2892.D Vial: 8
Acq On : 21 Mar 2013 12:14 pm Operator: MCH
Sample : CAL-10 *1* Inst : GC/MS A15
Misc : 5ML,10PPB,03/21/13,MCH,10:24 Multiplr: 1.00
MS Integration Params: RTEINT.P
Quant Time: Mar 22 9:55 2013 Quant Results File: 032113.RES

Quant Method : C:\HPCHEM\1\METHODS\032113.M (RTE Integrator)
Title : 8260
Last Update : Fri Mar 22 09:54:32 2013
Response via : Initial Calibration
DataAcq Meth : VSTDJ

Internal Standards	R.T.	QIon	Response	Conc	Units		Dev(Min)
1) Pentafluorobenzene	4.17	168	56155	50.00	ppb		0.00
30) 1,4-Difluorobenzene	4.83	114	106465	50.00	ppb		0.00
51) Chlorobenzene-d5	7.47	82	55841	50.00	ppb		0.00
64) 1,4-Dichlorobenzene-d4	9.22	152	35211	50.00	ppb		0.00
System Monitoring Compounds							
28) Dibromofluoromethane	4.15	113	39253	49.50	ppb		0.00
Spiked Amount 50.000	Range 75 - 131		Recovery = 99.00%				
29) 1,2-Dichloroethane-d4	4.44	102	10320	51.59	ppb		0.00
Spiked Amount 50.000	Range 63 - 144		Recovery = 103.18%				
45) Toluene-d8	6.24	98	123124	49.89	ppb		0.00
Spiked Amount 50.000	Range 80 - 117		Recovery = 99.78%				
66) 4-Bromofluorobenzene	8.38	95	49833	50.96	ppb		0.00
Spiked Amount 50.000	Range 74 - 124		Recovery = 101.92%				
Target Compounds							Qvalue
2) Dichlorodifluoromethane	1.40	85	6002	9.51	ppb		98
3) Chloromethane	1.52	50	10485	9.46	ppb		96
4) Vinyl chloride	1.61	62	8734	9.52	ppb		99
5) Bromomethane	1.85	94	6479	9.28	ppb		97
6) Chloroethane	1.93	64	6292	9.32	ppb		96
7) Trichlorofluoromethane	2.11	101	9467	9.84	ppb		93
8) 1,1-Dichloroethene	2.46	96	7426	9.27	ppb		94
9) 1,1,2-Trichloro-1,2,2-Trif	2.47	101	8326	9.60	ppb		93
10) Acrolein	2.37	56	13025	99.31	ppb		98
11) Acetone	2.47	43	34105	95.66	ppb		98
12) Methyl iodide	2.58	142	12022	9.87	ppb		98
13) Carbon disulfide	2.64	76	295802	97.61	ppb		99
14) Methyl acetate	2.71	43	73315	103.06	ppb		99
15) Methylene Chloride	2.79	84	9609	9.13	ppb		95
16) Methyl tert-butyl ether	3.00	73	38768	20.56	ppb		98
17) Acrylonitrile	2.96	53	30235	103.02	ppb		98
18) trans-1,2-Dichloroethene	3.00	96	8909	9.82	ppb		96
19) 1,1-Dichloroethane	3.31	63	16319	9.81	ppb		99
20) Vinyl acetate	3.33	43	188103	103.54	ppb		99
21) 2-Butanone (MEK)	3.76	43	47171	102.33	ppb		98
22) cis-1,2-Dichloroethene	3.76	96	9089	9.95	ppb		97
23) 2,2-Dichloropropane	3.77	77	7494	9.43	ppb		96
24) Bromochloromethane	3.96	128	3607	9.70	ppb	#	90
25) Chloroform	4.02	83	14070	9.65	ppb		98
26) Tetrahydrofuran	3.76	42	3135	10.51	ppb		96
27) 1,1,1-Trichloroethane	4.20	97	10808	9.81	ppb	#	77
31) Carbon tetrachloride	4.34	117	8667	9.13	ppb		93
32) Cyclohexane	4.26	56	16575	9.29	ppb		97
33) 1,1-Dichloropropene	4.33	75	10899	9.38	ppb		97
34) Benzene	4.51	78	30920	9.75	ppb		99
35) 1,2-Dichloroethane	4.51	62	10438	9.77	ppb		98
36) Trichloroethene	5.09	95	7401	9.48	ppb		98
37) Methylcyclohexane	5.29	83	13392	9.51	ppb		99
38) 1,2-Dichloropropane	5.29	63	8506	9.80	ppb		94
39) 1,4-Dioxane	5.41	88	688	85.28	ppb		96
40) Dibromomethane	5.41	93	4785	9.81	ppb		95
41) Bromodichloromethane	5.54	83	10322	9.69	ppb		96
42) 2-Chloroethyl vinyl ether	5.83	63	3990	9.87	ppb		95
43) cis-1,3-Dichloropropene	5.98	75	11924	9.78	ppb		98
44) 4-Methyl-2-Pentanone (MIBK	6.11	43	95708	103.34	ppb		99
46) Toluene	6.30	92	18658	9.80	ppb		96
47) trans-1,3-Dichloropropene	6.47	75	10451	10.13	ppb		98

(#) = qualifier out of range (m) = manual integration

Quantitation Report (QT Reviewed)

Data File : C:\HPCHEM\1\DATA\2013\032113\V2892.D Vial: 8
Acq On : 21 Mar 2013 12:14 pm Operator: MCH
Sample : CAL-10 *1* Inst : GC/MS A15
Misc : 5ML,10PPB,03/21/13,MCH,10:24 Multiplr: 1.00
MS Integration Params: RTEINT.P
Quant Time: Mar 22 9:55 2013 Quant Results File: 032113.RES

Quant Method : C:\HPCHEM\1\METHODS\032113.M (RTE Integrator)
Title : 8260
Last Update : Fri Mar 22 09:54:32 2013
Response via : Initial Calibration
DataAcq Meth : VSTDJ

	Compound	R.T.	QIon	Response	Conc	Unit		Qvalue
48)	Ethyl Methacrylate	6.54	69	18324	10.50	ppb		94
49)	1,1,2-Trichloroethane	6.63	97	5872	9.68	ppb		98
50)	2-Hexanone (MBK)	6.84	43	72079	105.97	ppb		99
52)	1-Chlorohexane	7.46	91	23229	9.53	ppb		96
53)	Tetrachloroethene	6.78	164	4911	9.33	ppb		95
54)	1,3-Dichloropropane	6.78	76	11389	10.03	ppb		98
55)	Chlorodibromomethane	6.98	129	6034	10.04	ppb		100
56)	1,2-Dibromoethane	7.08	107	5971	9.69	ppb		99
57)	Chlorobenzene	7.49	112	18844	9.75	ppb		97
58)	Ethylbenzene	7.58	91	34037	9.61	ppb		99
59)	1,1,1,2-Tetrachloroethane	7.55	131	6102	10.13	ppb		96
60)	m,p-Xylene	7.67	106	25087	19.19	ppb		95
61)	o-Xylene	7.98	106	11808	9.12	ppb		99
62)	Styrene	7.99	104	20779	9.75	ppb		95
63)	Bromoform	8.14	173	3934	10.04	ppb		96
65)	Isopropylbenzene (Cumene)	8.26	105	32645	9.95	ppb		99
67)	Bromobenzene	8.50	156	6368	9.91	ppb	#	88
68)	1,1,2,2-Tetrachloroethane	8.47	83	8441	9.81	ppb		99
69)	trans-1,4-Dichloro-2-buten	8.51	53	5177	10.28	ppb	#	74
70)	1,2,3-Trichloropropane	8.51	75	12617	10.44	ppb	#	80
71)	n-Propylbenzene	8.57	91	39844	9.93	ppb		98
72)	2-Chlorotoluene	8.64	91	23131	10.07	ppb		99
73)	4-Chlorotoluene	8.72	91	27239	10.21	ppb		98
74)	1,3,5-Trimethylbenzene	8.69	105	26000	10.29	ppb		98
75)	tert-Butylbenzene	8.93	119	22718	9.92	ppb		98
76)	1,2,4-Trimethylbenzene	8.96	105	25909	10.09	ppb		98
77)	sec-Butylbenzene	9.08	105	35392	9.80	ppb		99
78)	1,3-Dichlorobenzene	9.17	146	11711	10.14	ppb		97
79)	p-Isopropyltoluene (p-Cyme	9.18	119	24941	10.07	ppb		98
80)	1,4-Dichlorobenzene	9.23	146	12256	9.89	ppb		99
81)	n-Butylbenzene	9.46	91	27981	10.02	ppb		99
82)	1,2-Dichlorobenzene	9.49	146	11045	10.15	ppb		97
83)	1,2-Dibromo-3-chloropropan	10.02	75	1153	9.44	ppb		91
84)	1,3,5-Trichlorobenzene	10.18	180	7960	9.87	ppb		94
85)	1,2,4-Trichlorobenzene	10.64	180	6239	10.38	ppb		98
86)	Hexachlorobutadiene	10.76	225	3162	9.66	ppb		95
87)	Naphthalene	10.85	128	10840	10.65	ppb		98
88)	1,2,3-Trichlorobenzene	11.05	180	5112	10.79	ppb		95

(#) = qualifier out of range (m) = manual integration

Quantitation Report

Data File : C:\HPCHEM\1\DATA\2013\032113\V2892.D Vial: 8
Acq On : 21 Mar 2013 12:14 pm Operator: MCH
Sample : CAL-10 *1* Inst : GC/MS A15
Misc : 5ML,10PPB,03/21/13,MCH,10:24 Multiplr: 1.00
MS Integration Params: RTEINT.P
Quant Time: Mar 22 9:55 2013 Quant Results File: 032113.RES

Method : C:\HPCHEM\1\METHODS\032113.M (RTE Integrator)
Title : 8260
Last Update : Fri Mar 22 09:54:32 2013
Response via : Initial Calibration

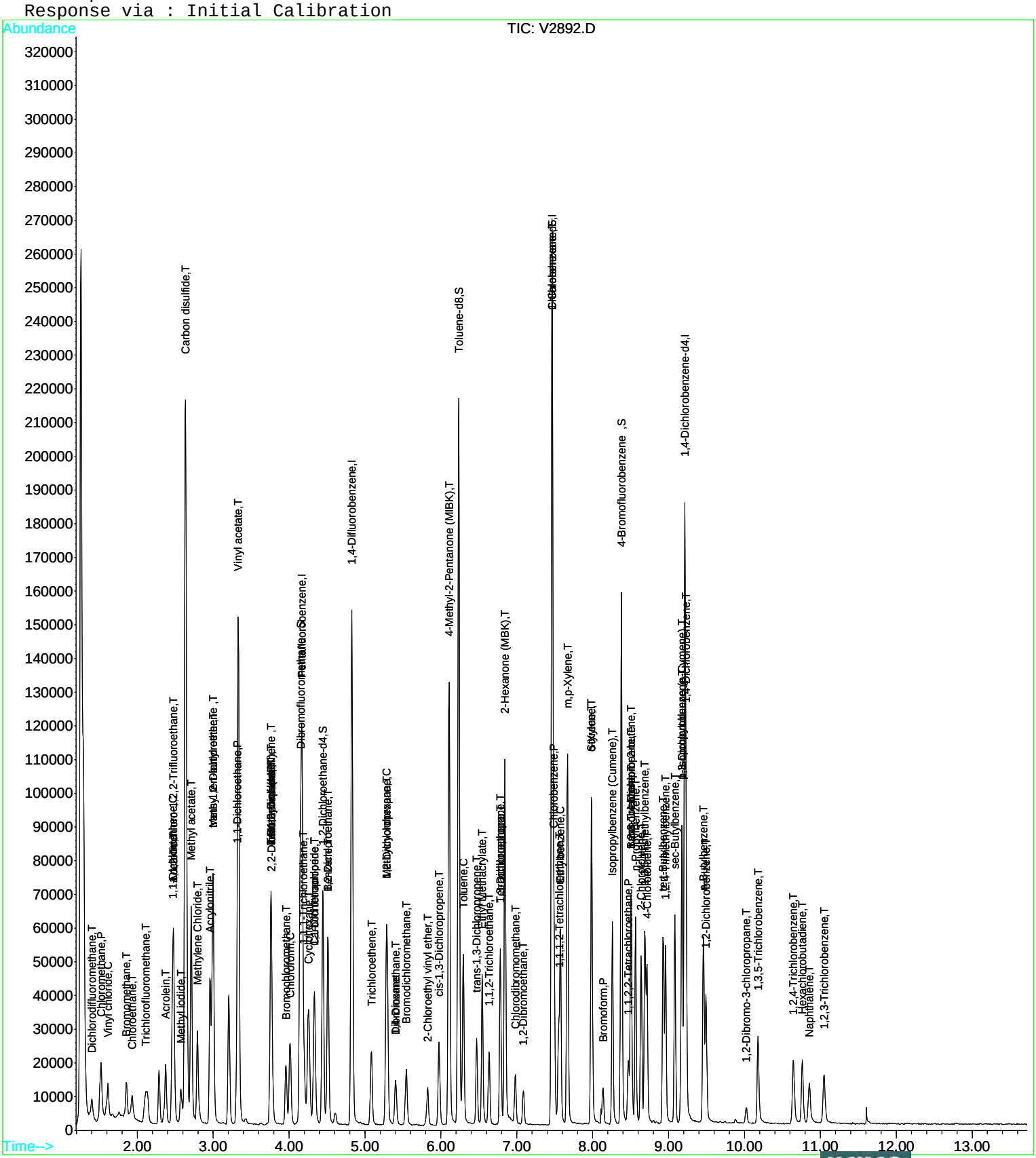

Quantitation Report (QT Reviewed)

Data File : C:\HPCHEM\1\DATA\2013\032113\V2895.D Vial: 11
Acq On : 21 Mar 2013 1:29 pm Operator: MCH
Sample : CAL-100 *1* Inst : GC/MS A15
Misc : 5ML,100PPB,03/21/13,MCH,10:30 Multiplr: 1.00
MS Integration Params: RTEINT.P
Quant Time: Mar 22 9:57 2013 Quant Results File: 032113.RES

Quant Method : C:\HPCHEM\1\METHODS\032113.M (RTE Integrator)
Title : 8260
Last Update : Fri Mar 22 09:57:24 2013
Response via : Initial Calibration
DataAcq Meth : VSTDJ

Internal Standards	R.T.	QIon	Response	Conc	Units	Dev(Min)
1) Pentafluorobenzene	4.17	168	59054	50.00	ppb	0.00
30) 1,4-Difluorobenzene	4.83	114	112440	50.00	ppb	0.00
51) Chlorobenzene-d5	7.47	82	56818	50.00	ppb	0.00
64) 1,4-Dichlorobenzene-d4	9.22	152	36398	50.00	ppb	0.00
System Monitoring Compounds						
28) Dibromofluoromethane	4.15	113	41272	49.85	ppb	0.00
Spiked Amount 50.000	Range 75 - 131		Recovery = 99.70%			
29) 1,2-Dichloroethane-d4	4.45	102	10523	49.77	ppb	0.00
Spiked Amount 50.000	Range 63 - 144		Recovery = 99.54%			
45) Toluene-d8	6.23	98	130479	49.95	ppb	0.00
Spiked Amount 50.000	Range 80 - 117		Recovery = 99.90%			
66) 4-Bromofluorobenzene	8.38	95	50904	50.55	ppb	0.00
Spiked Amount 50.000	Range 74 - 124		Recovery = 101.10%			
Target Compounds						Qvalue
2) Dichlorodifluoromethane	1.40	85	62036	95.02	ppb	100
3) Chloromethane	1.53	50	104498	92.12	ppb	99
4) Vinyl chloride	1.62	62	91393	96.26	ppb	98
5) Bromomethane	1.85	94	61446	86.73	ppb	100
6) Chloroethane	1.93	64	62844	91.42	ppb	99
7) Trichlorofluoromethane	2.11	101	98398	97.27	ppb	97
8) 1,1-Dichloroethene	2.46	96	78978	95.50	ppb	97
9) 1,1,2-Trichloro-1,2,2-Trif	2.47	101	83714	92.68	ppb	100
10) Acrolein	2.37	56	123375	901.81	ppb	99
11) Acetone	2.47	43	309902	848.21	ppb	97
12) Methyl iodide	2.58	142	122806	96.66	ppb	98
13) Carbon disulfide	2.63	76	2851658	899.23	ppb	99
14) Methyl acetate	2.71	43	738766	980.29	ppb	100
15) Methylene Chloride	2.79	84	92501	87.60	ppb	98
16) Methyl tert-butyl ether	3.00	73	398474	199.00	ppb	100
17) Acrylonitrile	2.96	53	304834	977.74	ppb	99
18) trans-1,2-Dichloroethene	3.00	96	89040	93.85	ppb	97
19) 1,1-Dichloroethane	3.31	63	163268	93.83	ppb	99
20) Vinyl acetate	3.33	43	1749275	911.69	ppb	99
21) 2-Butanone (MEK)	3.76	43	459192	950.23	ppb	99
22) cis-1,2-Dichloroethene	3.77	96	94414	98.67	ppb	97
23) 2,2-Dichloropropane	3.77	77	67038	82.69	ppb	99
24) Bromochloromethane	3.96	128	38341	99.26	ppb	95
25) Chloroform	4.01	83	145279	95.95	ppb	98
26) Tetrahydrofuran	3.76	42	27976	89.03	ppb	93
27) 1,1,1-Trichloroethane	4.19	97	107523	93.28	ppb	93
31) Carbon tetrachloride	4.34	117	90095	92.09	ppb	99
32) Cyclohexane	4.25	56	175271	94.49	ppb	98
33) 1,1-Dichloropropene	4.33	75	116217	95.89	ppb	98
34) Benzene	4.51	78	322562	96.79	ppb	99
35) 1,2-Dichloroethane	4.51	62	105314	94.05	ppb	99
36) Trichloroethene	5.09	95	80214	98.60	ppb	99
37) Methylcyclohexane	5.28	83	142184	96.10	ppb	97
38) 1,2-Dichloropropane	5.30	63	86549	94.89	ppb	98
39) 1,4-Dioxane	5.41	88	7013	879.60	ppb	90
40) Dibromomethane	5.40	93	49559	97.01	ppb	99
41) Bromodichloromethane	5.54	83	108994	98.01	ppb	99
42) 2-Chloroethyl vinyl ether	5.83	63	45218	105.90	ppb	98
43) cis-1,3-Dichloropropene	5.98	75	133351	103.56	ppb	99
44) 4-Methyl-2-Pentanone (MIBK	6.11	43	902822	915.17	ppb	99
46) Toluene	6.30	92	192626	96.25	ppb	100
47) trans-1,3-Dichloropropene	6.47	75	112428	102.13	ppb	99

(#) = qualifier out of range (m) = manual integration

Quantitation Report (QT Reviewed)

Data File : C:\HPCHEM\1\DATA\2013\032113\V2895.D Vial: 11
Acq On : 21 Mar 2013 1:29 pm Operator: MCH
Sample : CAL-100 *1* Inst : GC/MS A15
Misc : 5ML,100PPB,03/21/13,MCH,10:30 Multiplr: 1.00
MS Integration Params: RTEINT.P
Quant Time: Mar 22 9:57 2013 Quant Results File: 032113.RES

Quant Method : C:\HPCHEM\1\METHODS\032113.M (RTE Integrator)
Title : 8260
Last Update : Fri Mar 22 09:57:24 2013
Response via : Initial Calibration
DataAcq Meth : VSTDJ

Compound	R.T.	QIon	Response	Conc	Unit	Qvalue
48) Ethyl Methacrylate	6.55	69	187648	99.63	ppb	100
49) 1,1,2-Trichloroethane	6.64	97	59878	94.48	ppb	100
50) 2-Hexanone (MBK)	6.84	43	691468	940.98	ppb	98
52) 1-Chlorohexane	7.46	91	240093	97.85	ppb	98
53) Tetrachloroethene	6.78	164	52346	99.08	ppb	97
54) 1,3-Dichloropropane	6.79	76	115580	100.00	ppb	100
55) Chlorodibromomethane	6.98	129	64537	104.56	ppb	100
56) 1,2-Dibromoethane	7.09	107	63630	102.14	ppb	97
57) Chlorobenzene	7.49	112	196835	100.42	ppb	100
58) Ethylbenzene	7.58	91	365190	101.72	ppb	100
59) 1,1,1,2-Tetrachloroethane	7.55	131	61965	100.41	ppb	98
60) m,p-Xylene	7.67	106	269794	203.27	ppb	98
61) o-Xylene	7.99	106	135235	104.19	ppb	96
62) Styrene	7.99	104	234612	107.60	ppb	98
63) Bromoform	8.14	173	40665	101.55	ppb	97
65) Isopropylbenzene (Cumene)	8.26	105	353846	104.17	ppb	98
67) Bromobenzene	8.50	156	68169	103.12	ppb	96
68) 1,1,2,2-Tetrachloroethane	8.47	83	82839	95.18	ppb	99
69) trans-1,4-Dichloro-2-buten	8.51	53	53984	102.72	ppb	96
70) 1,2,3-Trichloropropane	8.51	75	131551	104.11	ppb	96
71) n-Propylbenzene	8.57	91	423183	101.70	ppb	100
72) 2-Chlorotoluene	8.64	91	247527	104.05	ppb	100
73) 4-Chlorotoluene	8.71	91	279277	100.24	ppb	100
74) 1,3,5-Trimethylbenzene	8.69	105	275559	104.16	ppb	100
75) tert-Butylbenzene	8.93	119	247162	103.98	ppb	99
76) 1,2,4-Trimethylbenzene	8.96	105	274472	102.38	ppb	99
77) sec-Butylbenzene	9.09	105	382939	102.43	ppb	100
78) 1,3-Dichlorobenzene	9.17	146	125200	104.19	ppb	100
79) p-Isopropyltoluene (p-Cyme	9.18	119	274567	105.82	ppb	99
80) 1,4-Dichlorobenzene	9.23	146	122936	96.65	ppb	99
81) n-Butylbenzene	9.46	91	305400	104.54	ppb	99
82) 1,2-Dichlorobenzene	9.50	146	110644	98.25	ppb	98
83) 1,2-Dibromo-3-chloropropan	10.03	75	10887	89.08	ppb	95
84) 1,3,5-Trichlorobenzene	10.18	180	85654	102.64	ppb	98
85) 1,2,4-Trichlorobenzene	10.65	180	67341	106.95	ppb	98
86) Hexachlorobutadiene	10.77	225	29177	87.82	ppb	99
87) Naphthalene	10.85	128	126649	116.85	ppb	99
88) 1,2,3-Trichlorobenzene	11.05	180	52181	104.25	ppb	96

Quantitation Report

Data File : C:\HPCHEM\1\DATA\2013\032113\V2895.D Vial: 11
Acq On : 21 Mar 2013 1:29 pm Operator: MCH
Sample : CAL-100 *1* Inst : GC/MS A15
Misc : 5ML,100PPB,03/21/13,MCH,10:30 Multiplr: 1.00
MS Integration Params: RTEINT.P
Quant Time: Mar 22 9:57 2013 Quant Results File: 032113.RES

Method : C:\HPCHEM\1\METHODS\032113.M (RTE Integrator)
Title : 8260
Last Update : Fri Mar 22 09:57:24 2013
Response via : Initial Calibration

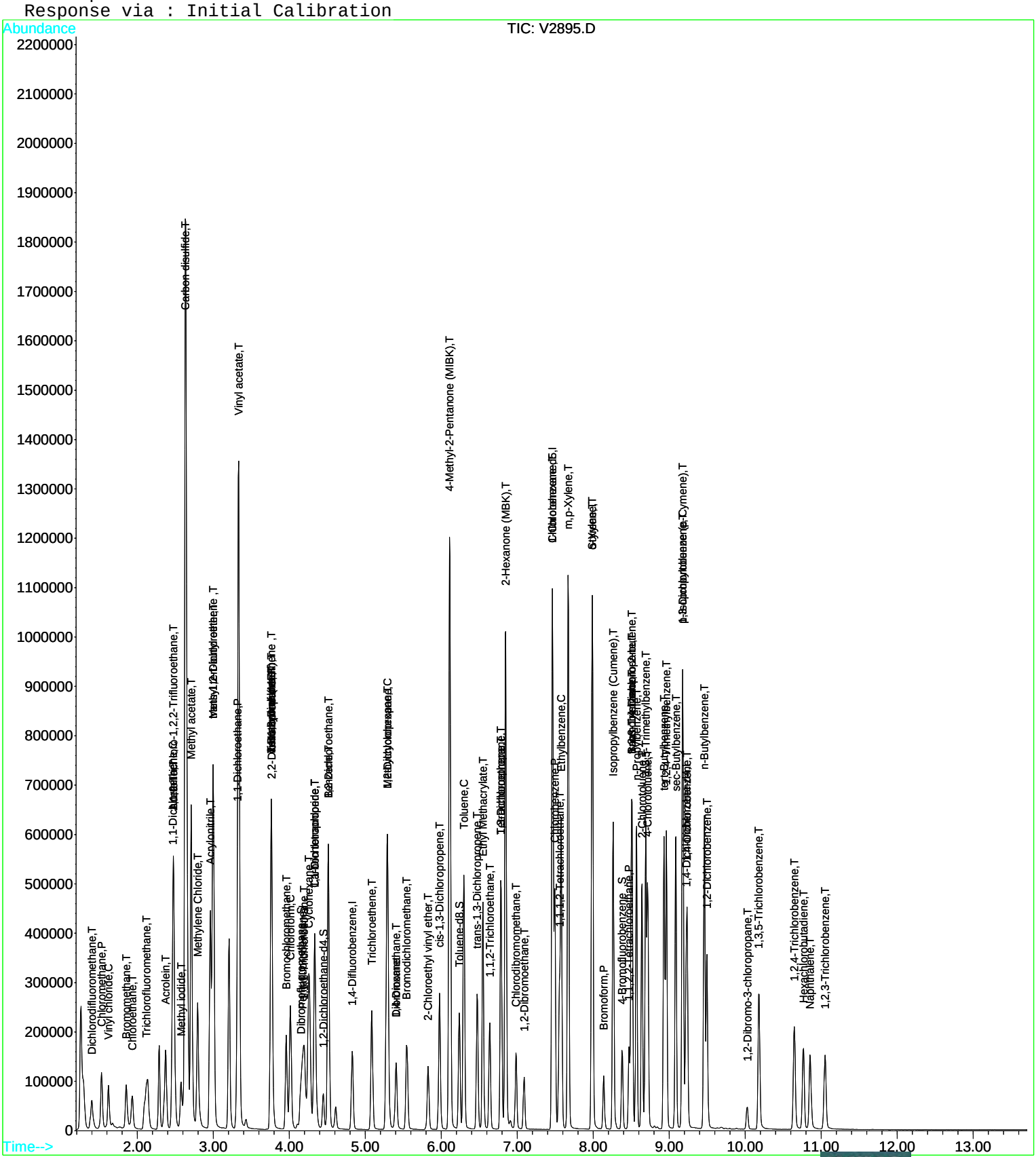

Quantitation Report (QT Reviewed)

Data File : C:\HPCHEM\1\DATA\2013\032113\V2896.D Vial: 12
Acq On : 21 Mar 2013 1:53 pm Operator: MCH
Sample : CAL-150 *1* Inst : GC/MS A15
Misc : 5ML,150PPB,03/21/13,MCH,10:32 Multiplr: 1.00
MS Integration Params: RTEINT.P
Quant Time: Mar 22 9:58 2013 Quant Results File: 032113.RES

Quant Method : C:\HPCHEM\1\METHODS\032113.M (RTE Integrator)
Title : 8260
Last Update : Fri Mar 22 09:58:38 2013
Response via : Initial Calibration
DataAcq Meth : VSTDJ

Internal Standards	R.T.	QIon	Response	Conc	Units		Dev(Min)
1) Pentafluorobenzene	4.17	168	58341	50.00	ppb		0.00
30) 1,4-Difluorobenzene	4.83	114	110241	50.00	ppb		0.00
51) Chlorobenzene-d5	7.47	82	56274	50.00	ppb		0.00
64) 1,4-Dichlorobenzene-d4	9.22	152	35557	50.00	ppb		0.00
System Monitoring Compounds							
28) Dibromofluoromethane	4.15	113	40288	49.28	ppb		0.00
Spiked Amount 50.000	Range 75 - 131		Recovery = 98.56%				
29) 1,2-Dichloroethane-d4	4.45	102	10466	50.14	ppb		0.00
Spiked Amount 50.000	Range 63 - 144		Recovery = 100.28%				
45) Toluene-d8	6.24	98	125478	49.00	ppb		0.00
Spiked Amount 50.000	Range 80 - 117		Recovery = 98.00%				
66) 4-Bromofluorobenzene	8.38	95	49511	50.24	ppb		0.00
Spiked Amount 50.000	Range 74 - 124		Recovery = 100.48%				
Target Compounds							Qvalue
2) Dichlorodifluoromethane	1.40	85	92566	144.72	ppb		100
3) Chloromethane	1.53	50	161835	146.33	ppb		98
4) Vinyl chloride	1.62	62	135373	145.22	ppb		99
5) Bromomethane	1.84	94	87929	128.47	ppb		99
6) Chloroethane	1.93	64	83539	124.80	ppb		99
7) Trichlorofluoromethane	2.11	101	153170	153.96	ppb		97
8) 1,1-Dichloroethene	2.46	96	119159	146.94	ppb		97
9) 1,1,2-Trichloro-1,2,2-Trif	2.47	101	127897	145.10	ppb		98
10) Acrolein	2.37	56	200477	1507.98	ppb		97
11) Acetone	2.47	43	472023	1341.67	ppb		98
12) Methyl iodide	2.57	142	187012	149.83	ppb		98
13) Carbon disulfide	2.63	76	4153888	1348.52	ppb		99
14) Methyl acetate	2.71	43	1117620	1506.08	ppb		100
15) Methylene Chloride	2.79	84	135071	132.22	ppb		97
16) Methyl tert-butyl ether	3.00	73	593745	300.39	ppb		100
17) Acrylonitrile	2.96	53	463219	1509.51	ppb		100
18) trans-1,2-Dichloroethene	3.00	96	130722	140.91	ppb		98
19) 1,1-Dichloroethane	3.31	63	238372	140.11	ppb		99
20) Vinyl acetate	3.34	43	2467434	1321.14	ppb		98
21) 2-Butanone (MEK)	3.76	43	674857	1425.41	ppb		98
22) cis-1,2-Dichloroethene	3.77	96	139143	147.52	ppb		97
23) 2,2-Dichloropropane	3.77	77	99545	127.98	ppb		100
24) Bromochloromethane	3.96	128	56945	149.40	ppb		93
25) Chloroform	4.02	83	215169	144.82	ppb		98
26) Tetrahydrofuran	3.76	42	41131	134.96	ppb	#	84
27) 1,1,1-Trichloroethane	4.20	97	161451	143.38	ppb		91
31) Carbon tetrachloride	4.34	117	132831	140.33	ppb		97
32) Cyclohexane	4.26	56	259287	143.89	ppb		98
33) 1,1-Dichloropropene	4.33	75	169204	143.38	ppb		99
34) Benzene	4.51	78	475216	146.22	ppb		99
35) 1,2-Dichloroethane	4.51	62	155240	142.81	ppb		100
36) Trichloroethene	5.09	95	118527	148.95	ppb		97
37) Methylcyclohexane	5.29	83	210466	146.04	ppb		97
38) 1,2-Dichloropropane	5.30	63	129699	146.29	ppb		98
39) 1,4-Dioxane	5.41	88	10640	1389.00	ppb		89
40) Dibromomethane	5.41	93	74261	149.01	ppb		98
41) Bromodichloromethane	5.54	83	163923	150.84	ppb		98
42) 2-Chloroethyl vinyl ether	5.83	63	67728	160.21	ppb		99
43) cis-1,3-Dichloropropene	5.98	75	200879	158.18	ppb		98
44) 4-Methyl-2-Pentanone (MIBK	6.11	43	1340057	1405.35	ppb		99
46) Toluene	6.30	92	290917	149.20	ppb		98
47) trans-1,3-Dichloropropene	6.47	75	165306	152.61	ppb		99

(#) = qualifier out of range (m) = manual integration

Quantitation Report (QT Reviewed)

Data File : C:\HPCHEM\1\DATA\2013\032113\V2896.D Vial: 12
Acq On : 21 Mar 2013 1:53 pm Operator: MCH
Sample : CAL-150 *1* Inst : GC/MS A15
Misc : 5ML,150PPB,03/21/13,MCH,10:32 Multiplr: 1.00
MS Integration Params: RTEINT.P
Quant Time: Mar 22 9:58 2013 Quant Results File: 032113.RES

Quant Method : C:\HPCHEM\1\METHODS\032113.M (RTE Integrator)
Title : 8260
Last Update : Fri Mar 22 09:58:38 2013
Response via : Initial Calibration
DataAcq Meth : VSTDJ

	Compound	R.T.	QIon	Response	Conc	Unit	Qvalue
48)	Ethyl Methacrylate	6.55	69	276010	149.56	ppb	97
49)	1,1,2-Trichloroethane	6.64	97	88925	144.44	ppb	98
50)	2-Hexanone (MBK)	6.85	43	998368	1399.49	ppb	100
52)	1-Chlorohexane	7.46	91	354056	146.21	ppb	98
53)	Tetrachloroethene	6.78	164	79686	152.52	ppb	98
54)	1,3-Dichloropropane	6.79	76	172119	150.35	ppb	99
55)	Chlorodibromomethane	6.98	129	96759	157.09	ppb	99
56)	1,2-Dibromoethane	7.09	107	96850	156.41	ppb	99
57)	Chlorobenzene	7.49	112	297529	153.15	ppb	100
58)	Ethylbenzene	7.58	91	540974	151.70	ppb	99
59)	1,1,1,2-Tetrachloroethane	7.55	131	94285	154.15	ppb	99
60)	m,p-Xylene	7.67	106	399575	303.13	ppb	98
61)	o-Xylene	7.99	106	201074	155.32	ppb	96
62)	Styrene	7.99	104	352723	161.30	ppb	98
63)	Bromoform	8.14	173	62173	156.36	ppb	96
65)	Isopropylbenzene (Cumene)	8.26	105	520877	155.89	ppb	99
67)	Bromobenzene	8.51	156	100966	155.53	ppb	97
68)	1,1,2,2-Tetrachloroethane	8.47	83	121401	143.94	ppb	99
69)	trans-1,4-Dichloro-2-buten	8.51	53	80033	155.19	ppb	92
70)	1,2,3-Trichloropropane	8.51	75	194473	156.47	ppb	94
71)	n-Propylbenzene	8.57	91	622733	152.76	ppb	100
72)	2-Chlorotoluene	8.64	91	367669	157.15	ppb	98
73)	4-Chlorotoluene	8.72	91	418884	153.85	ppb	100
74)	1,3,5-Trimethylbenzene	8.69	105	412105	158.36	ppb	100
75)	tert-Butylbenzene	8.93	119	361075	154.47	ppb	98
76)	1,2,4-Trimethylbenzene	8.96	105	410522	156.13	ppb	99
77)	sec-Butylbenzene	9.09	105	566862	154.59	ppb	99
78)	1,3-Dichlorobenzene	9.17	146	185907	157.27	ppb	98
79)	p-Isopropyltoluene (p-Cyme	9.18	119	401040	156.69	ppb	99
80)	1,4-Dichlorobenzene	9.23	146	181520	146.91	ppb	99
81)	n-Butylbenzene	9.46	91	438295	152.42	ppb	98
82)	1,2-Dichlorobenzene	9.50	146	164605	150.06	ppb	100
83)	1,2-Dibromo-3-chloropropan	10.03	75	16947	144.58	ppb	90
84)	1,3,5-Trichlorobenzene	10.18	180	125679	153.48	ppb	100
85)	1,2,4-Trichlorobenzene	10.65	180	100718	161.87	ppb	98
86)	Hexachlorobutadiene	10.77	225	43072	135.46	ppb	99
87)	Naphthalene	10.85	128	200155	183.87	ppb	99
88)	1,2,3-Trichlorobenzene	11.05	180	78815	160.05	ppb	99

Quantitation Report

Data File : C:\HPCHEM\1\DATA\2013\032113\V2896.D Vial: 12
Acq On : 21 Mar 2013 1:53 pm Operator: MCH
Sample : CAL-150 *1* Inst : GC/MS A15
Misc : 5ML,150PPB,03/21/13,MCH,10:32 Multiplr: 1.00
MS Integration Params: RTEINT.P
Quant Time: Mar 22 9:58 2013 Quant Results File: 032113.RES

Method : C:\HPCHEM\1\METHODS\032113.M (RTE Integrator)
Title : 8260
Last Update : Fri Mar 22 09:58:38 2013
Response via : Initial Calibration

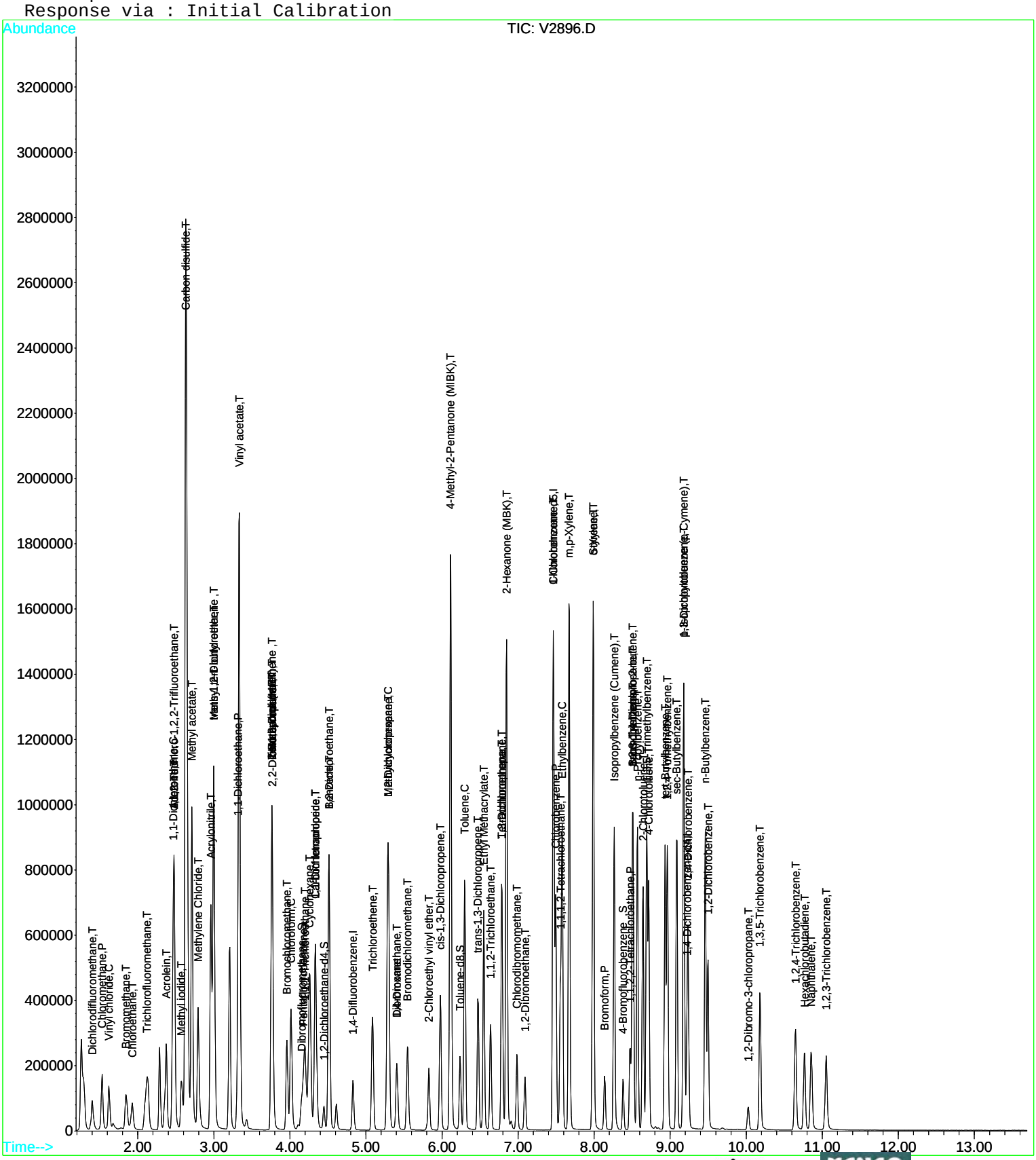

Quantitation Report (QT Reviewed)

Data File : C:\HPCHEM\1\DATA\2013\032113\V2890.D Vial: 6
Acq On : 21 Mar 2013 11:24 am Operator: MCH
Sample : CAL-2 *1* Inst : GC/MS A15
Misc : 5ML,2PPB,03/21/13,MCH,10:20 Multiplr: 1.00
MS Integration Params: RTEINT.P
Quant Time: Mar 22 9:50 2013 Quant Results File: 032113.RES

Quant Method : C:\HPCHEM\1\METHODS\032113.M (RTE Integrator)
Title : 8260
Last Update : Fri Mar 22 09:50:18 2013
Response via : Initial Calibration
DataAcq Meth : VSTDJ

Internal Standards	R.T.	QIon	Response	Conc	Units		Dev(Min)
1) Pentafluorobenzene	4.17	168	49830	50.00	ppb		0.00
30) 1,4-Difluorobenzene	4.83	114	93192	50.00	ppb		0.00
51) Chlorobenzene-d5	7.46	82	48232	50.00	ppb		0.00
64) 1,4-Dichlorobenzene-d4	9.22	152	30219	50.00	ppb		0.00
System Monitoring Compounds							
28) Dibromofluoromethane	4.15	113	35317	50.85	ppb		0.00
Spiked Amount 50.000	Range 75 - 131		Recovery = 101.70%				
29) 1,2-Dichloroethane-d4	4.44	102	8839	51.69	ppb		0.00
Spiked Amount 50.000	Range 63 - 144		Recovery = 103.38%				
45) Toluene-d8	6.24	98	107312	49.36	ppb		0.00
Spiked Amount 50.000	Range 80 - 117		Recovery = 98.72%				
66) 4-Bromofluorobenzene	8.38	95	42848	52.39	ppb		0.00
Spiked Amount 50.000	Range 74 - 124		Recovery = 104.78%				
Target Compounds							Qvalue
2) Dichlorodifluoromethane	1.40	85	1167	2.22	ppb		97
3) Chloromethane	1.53	50	2091	2.36	ppb		91
4) Vinyl chloride	1.61	62	1658	2.14	ppb		94
5) Bromomethane	1.85	94	1430	2.73	ppb		98
6) Chloroethane	1.93	64	1348	2.41	ppb		96
7) Trichlorofluoromethane	2.11	101	1634m	1.91	ppb		
8) 1,1-Dichloroethene	2.46	96	1431	2.05	ppb	#	89
9) 1,1,2-Trichloro-1,2,2-Trif	2.48	101	1536	2.07	ppb		92
10) Acrolein	2.38	56	2360	21.74	ppb		99
11) Acetone	2.47	43	6997	25.35	ppb		92
12) Methyl iodide	2.58	142	2203	2.08	ppb		99
13) Carbon disulfide	2.64	76	54788	21.19	ppb		98
14) Methyl acetate	2.71	43	12712	20.78	ppb		100
15) Methylene Chloride	2.79	84	2146	2.68	ppb		90
16) Methyl tert-butyl ether	2.99	73	6506	3.90	ppb		98
17) Acrylonitrile	2.96	53	5044	19.63	ppb		95
18) trans-1,2-Dichloroethene	3.00	96	1626	2.10	ppb	#	81
19) 1,1-Dichloroethane	3.31	63	3000	2.09	ppb		95
20) Vinyl acetate	3.33	43	32856	22.07	ppb		99
21) 2-Butanone (MEK)	3.76	43	8353	21.64	ppb		100
22) cis-1,2-Dichloroethene	3.76	96	1615	2.01	ppb		92
23) 2,2-Dichloropropane	3.77	77	1489	2.27	ppb		93
24) Bromochloromethane	3.95	128	667	2.05	ppb		95
25) Chloroform	4.02	83	2575	2.04	ppb		99
26) Tetrahydrofuran	3.76	42	576	2.37	ppb	#	79
27) 1,1,1-Trichloroethane	4.19	97	1938	2.00	ppb	#	1
31) Carbon tetrachloride	4.34	117	1720	2.16	ppb		91
32) Cyclohexane	4.26	56	3187	2.14	ppb		94
33) 1,1-Dichloropropene	4.33	75	2039	2.05	ppb		96
34) Benzene	4.51	78	5524	2.00	ppb		97
35) 1,2-Dichloroethane	4.51	62	1911	2.13	ppb		99
36) Trichloroethene	5.08	95	1376	2.00	ppb		96
37) Methylcyclohexane	5.29	83	2479	2.01	ppb	#	83
38) 1,2-Dichloropropane	5.30	63	1504	2.01	ppb		96
39) 1,4-Dioxane	5.41	88	170	27.74	ppb		78
40) Dibromomethane	5.40	93	883	2.10	ppb		84
41) Bromodichloromethane	5.54	83	1861	2.02	ppb		92
42) 2-Chloroethyl vinyl ether	5.82	63	712	1.97	ppb		88
43) cis-1,3-Dichloropropene	5.98	75	2125	1.93	ppb		94
44) 4-Methyl-2-Pentanone (MIBK	6.11	43	15919	20.32	ppb		99
46) Toluene	6.29	92	3286	1.96	ppb		91
47) trans-1,3-Dichloropropene	6.47	75	1711	1.82	ppb		93

(#) = qualifier out of range (m) = manual integration

Quantitation Report (QT Reviewed)

Data File : C:\HPCHEM\1\DATA\2013\032113\V2890.D Vial: 6
Acq On : 21 Mar 2013 11:24 am Operator: MCH
Sample : CAL-2 *1* Inst : GC/MS A15
Misc : 5ML,2PPB,03/21/13,MCH,10:20 Multiplr: 1.00
MS Integration Params: RTEINT.P
Quant Time: Mar 22 9:50 2013 Quant Results File: 032113.RES

Quant Method : C:\HPCHEM\1\METHODS\032113.M (RTE Integrator)
Title : 8260
Last Update : Fri Mar 22 09:50:18 2013
Response via : Initial Calibration
DataAcq Meth : VSTDJ

	Compound	R.T.	QIon	Response	Conc	Unit		Qvalue
48)	Ethyl Methacrylate	6.55	69	2802	1.77	ppb		94
49)	1,1,2-Trichloroethane	6.63	97	1129	2.26	ppb		99
50)	2-Hexanone (MBK)	6.84	43	11304	18.99	ppb		99
52)	1-Chlorohexane	7.46	91	4257	2.04	ppb		83
53)	Tetrachloroethene	6.78	164	901	1.97	ppb		97
54)	1,3-Dichloropropane	6.78	76	1953	2.01	ppb		97
55)	Chlorodibromomethane	6.98	129	1039	1.95	ppb		88
56)	1,2-Dibromoethane	7.08	107	1071	2.03	ppb		97
57)	Chlorobenzene	7.49	112	3295	1.95	ppb		96
58)	Ethylbenzene	7.57	91	5975	1.92	ppb		93
59)	1,1,1,2-Tetrachloroethane	7.55	131	1038	1.96	ppb		89
60)	m,p-Xylene	7.67	106	4551	3.93	ppb		99
61)	o-Xylene	7.98	106	2217	1.92	ppb		100
62)	Styrene	7.99	104	3409	1.72	ppb		97
63)	Bromoform	8.14	173	663	1.93	ppb		87
65)	Isopropylbenzene (Cumene)	8.26	105	5429	1.86	ppb		98
67)	Bromobenzene	8.50	156	1101	1.97	ppb		89
68)	1,1,2,2-Tetrachloroethane	8.47	83	1580	2.32	ppb		97
69)	trans-1,4-Dichloro-2-buten	8.51	53	841	1.91	ppb	#	75
70)	1,2,3-Trichloropropane	8.51	75	2103	2.00	ppb		84
71)	n-Propylbenzene	8.57	91	6531	1.82	ppb		94
72)	2-Chlorotoluene	8.64	91	3772	1.84	ppb		99
73)	4-Chlorotoluene	8.72	91	4395	1.87	ppb		98
74)	1,3,5-Trimethylbenzene	8.69	105	3978	1.73	ppb		99
75)	tert-Butylbenzene	8.93	119	3734	1.80	ppb		95
76)	1,2,4-Trimethylbenzene	8.96	105	4148	1.79	ppb		98
77)	sec-Butylbenzene	9.08	105	5836	1.79	ppb		98
78)	1,3-Dichlorobenzene	9.17	146	1921	1.88	ppb		99
79)	p-Isopropyltoluene (p-Cyme	9.18	119	3948	1.74	ppb		97
80)	1,4-Dichlorobenzene	9.23	146	2174	2.09	ppb		94
81)	n-Butylbenzene	9.46	91	4347	1.66	ppb		98
82)	1,2-Dichlorobenzene	9.49	146	1799	1.91	ppb		95
83)	1,2-Dibromo-3-chloropropan	10.03	75	236	2.61	ppb		90
84)	1,3,5-Trichlorobenzene	10.18	180	1282	1.77	ppb		95
85)	1,2,4-Trichlorobenzene	10.65	180	932	1.69	ppb		99
86)	Hexachlorobutadiene	10.76	225	609	2.35	ppb		84
87)	Naphthalene	10.86	128	1598	1.62	ppb		100
88)	1,2,3-Trichlorobenzene	11.05	180	760	1.79	ppb		84

(#) = qualifier out of range (m) = manual integration

Quantitation Report

Data File : C:\HPCHEM\1\DATA\2013\032113\V2890.D Vial: 6
Acq On : 21 Mar 2013 11:24 am Operator: MCH
Sample : CAL-2 *1* Inst : GC/MS A15
Misc : 5ML,2PPB,03/21/13,MCH,10:20 Multiplr: 1.00
MS Integration Params: RTEINT.P
Quant Time: Mar 22 9:50 2013 Quant Results File: 032113.RES

Method : C:\HPCHEM\1\METHODS\032113.M (RTE Integrator)
Title : 8260
Last Update : Fri Mar 22 09:50:18 2013
Response via : Initial Calibration

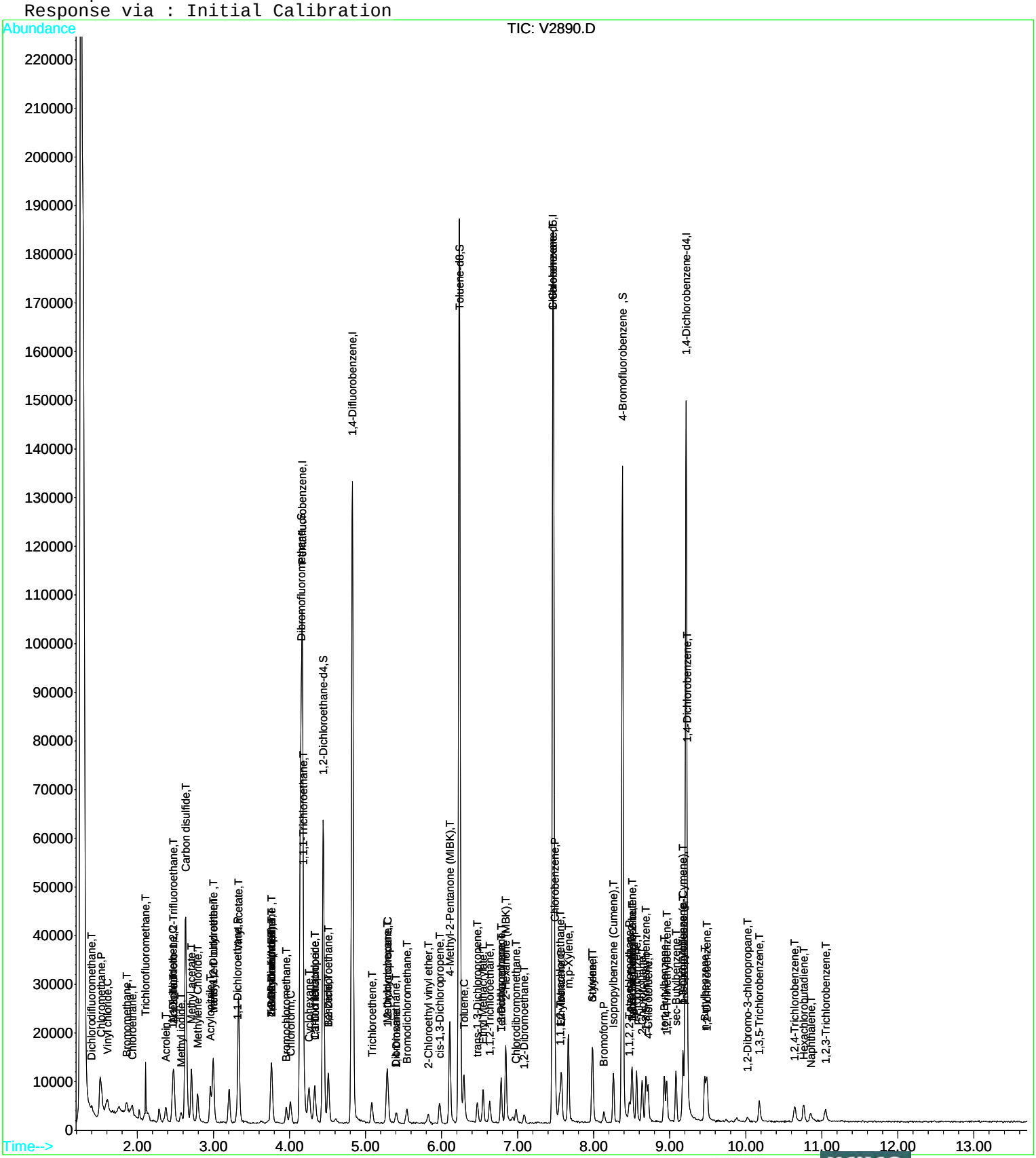

Quantitation Report (Qedit)

Data File : C:\HPCHEM\1\DATA\2013\032113\V2890.D Vial: 6
Acq On : 21 Mar 2013 11:24 am Operator: MCH
Sample : CAL-2 *1* Inst : GC/MS A15
Misc : 5ML,2PPB,03/21/13,MCH,10:20 Multiplr: 1.00
MS Integration Params: RTEINT.P
Quant Time: Mar 22 9:50 2013 Quant Results File: temp.res

Method : C:\HPCHEM\1\METHODS\032113.M (RTE Integrator)
Title : 8260
Last Update : Fri Mar 22 09:50:18 2013
Response via : Multiple Level Calibration

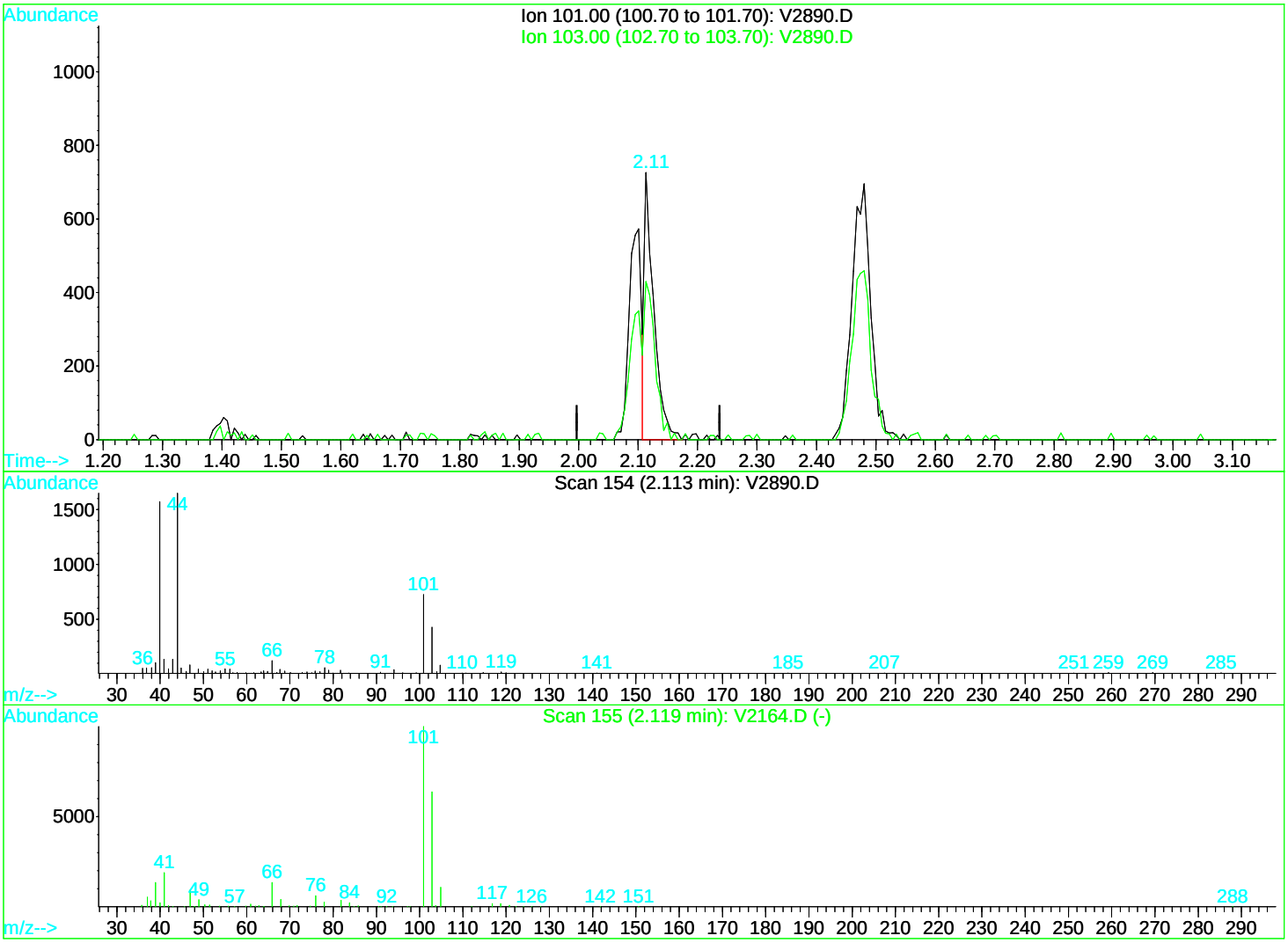

TIC: V2890.D

(7) Trichlorofluoromethane (T)

2.11min 0.93ppb

response 796

Ion	Exp%	Act%
101.00	100	100
103.00	67.00	59.23
0.00	0.00	0.00
0.00	0.00	0.00

Quantitation Report (Qedit)

Data File : C:\HPCHEM\1\DATA\2013\032113\V2890.D Vial: 6
Acq On : 21 Mar 2013 11:24 am Operator: MCH
Sample : CAL-2 *1* Inst : GC/MS A15
Misc : 5ML,2PPB,03/21/13,MCH,10:20 Multiplr: 1.00
MS Integration Params: RTEINT.P
Quant Time: Mar 22 9:50 2013 Quant Results File: temp.res

Method : C:\HPCHEM\1\METHODS\032113.M (RTE Integrator)
Title : 8260
Last Update : Fri Mar 22 09:50:18 2013
Response via : Multiple Level Calibration

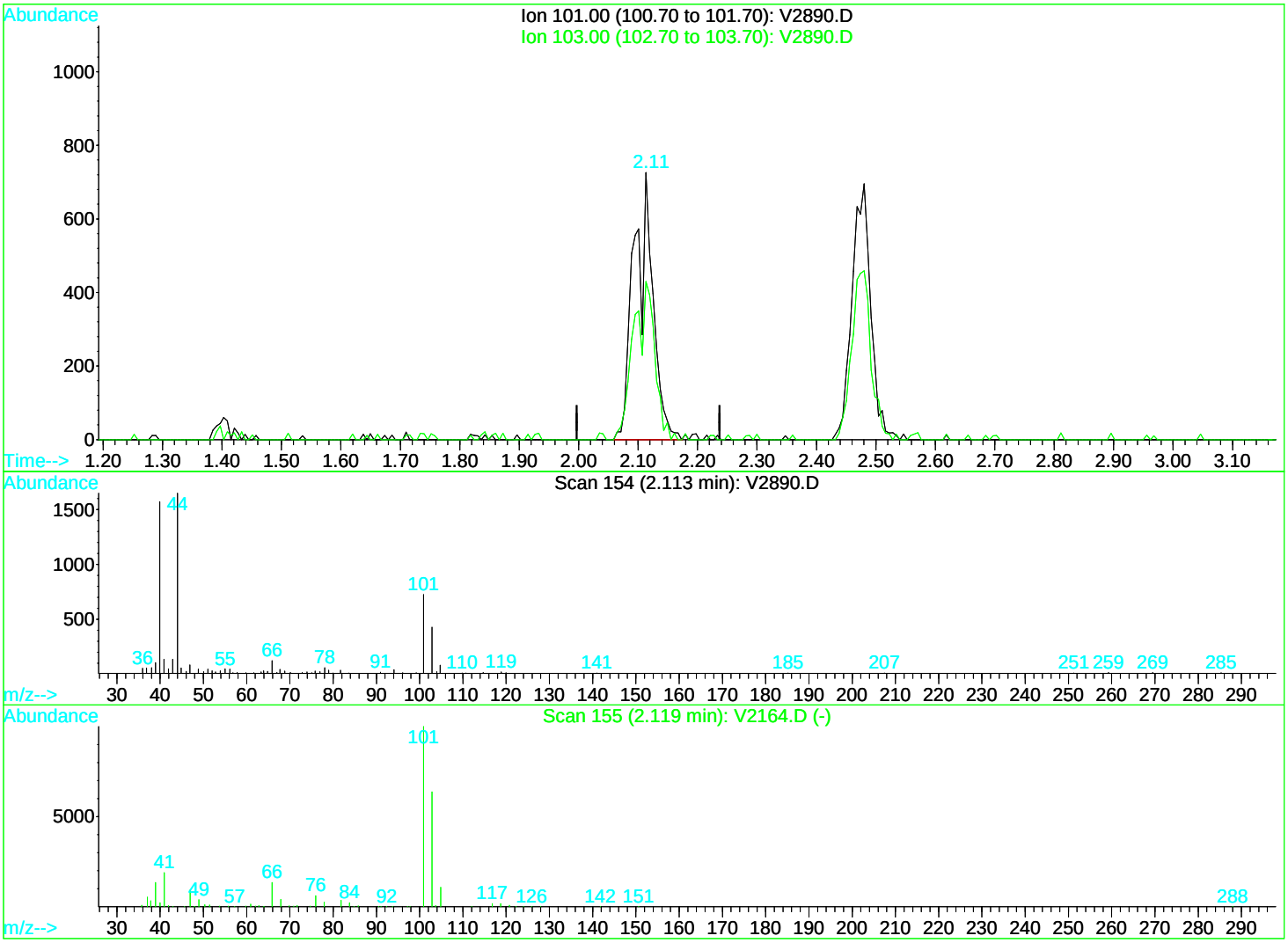

TIC: V2890.D

(7) Trichlorofluoromethane (T)

2.11min 1.91ppb m

response 1634

Ion	Exp%	Act%
101.00	100	100
103.00	67.00	59.23
0.00	0.00	0.00
0.00	0.00	0.00

Quantitation Report (QT Reviewed)

Data File : C:\HPCHEM\1\DATA\2013\032113\V2893.D Vial: 9
Acq On : 21 Mar 2013 12:39 pm Operator: MCH
Sample : CAL-25 *1* Inst : GC/MS A15
Misc : 5ML,25PPB,03/21/13,MCH,10:26 Multiplr: 1.00
MS Integration Params: RTEINT.P
Quant Time: Mar 22 9:56 2013 Quant Results File: 032113.RES

Quant Method : C:\HPCHEM\1\METHODS\032113.M (RTE Integrator)
Title : 8260
Last Update : Fri Mar 22 09:56:10 2013
Response via : Initial Calibration
DataAcq Meth : VSTDJ

Internal Standards	R.T.	QIon	Response	Conc	Units	Dev(Min)
1) Pentafluorobenzene	4.17	168	57298	50.00	ppb	0.00
30) 1,4-Difluorobenzene	4.83	114	105831	50.00	ppb	0.00
51) Chlorobenzene-d5	7.47	82	54962	50.00	ppb	0.00
64) 1,4-Dichlorobenzene-d4	9.22	152	36703	50.00	ppb	0.00
System Monitoring Compounds						
28) Dibromofluoromethane	4.15	113	39407	48.82	ppb	0.00
Spiked Amount 50.000	Range 75 - 131		Recovery = 97.64%			
29) 1,2-Dichloroethane-d4	4.45	102	10146	49.32	ppb	0.00
Spiked Amount 50.000	Range 63 - 144		Recovery = 98.64%			
45) Toluene-d8	6.24	98	124322	50.71	ppb	0.00
Spiked Amount 50.000	Range 80 - 117		Recovery = 101.42%			
66) 4-Bromofluorobenzene	8.38	95	49026	47.87	ppb	0.00
Spiked Amount 50.000	Range 74 - 124		Recovery = 95.74%			
Target Compounds						Qvalue
2) Dichlorodifluoromethane	1.40	85	15581	24.50	ppb	100
3) Chloromethane	1.53	50	26053	23.36	ppb	98
4) Vinyl chloride	1.62	62	22641	24.47	ppb	96
5) Bromomethane	1.86	94	15982	22.85	ppb	98
6) Chloroethane	1.94	64	15670	23.15	ppb	98
7) Trichlorofluoromethane	2.11	101	24907	25.47	ppb	95
8) 1,1-Dichloroethene	2.46	96	20062	25.00	ppb	94
9) 1,1,2-Trichloro-1,2,2-Trif	2.48	101	21922	25.02	ppb	99
10) Acrolein	2.38	56	32333	242.03	ppb	98
11) Acetone	2.48	43	83293	231.48	ppb	100
12) Methyl iodide	2.58	142	30242	24.42	ppb	97
13) Carbon disulfide	2.64	76	772462	251.31	ppb	100
14) Methyl acetate	2.71	43	182573	249.61	ppb	99
15) Methylene Chloride	2.79	84	22998	21.89	ppb	98
16) Methyl tert-butyl ether	3.00	73	98274	50.73	ppb	100
17) Acrylonitrile	2.96	53	76407	253.24	ppb	98
18) trans-1,2-Dichloroethene	3.00	96	22941	24.90	ppb	97
19) 1,1-Dichloroethane	3.32	63	42120	24.94	ppb	98
20) Vinyl acetate	3.33	43	456959	244.35	ppb	99
21) 2-Butanone (MEK)	3.76	43	113003	238.86	ppb	100
22) cis-1,2-Dichloroethene	3.77	96	22955	24.66	ppb	99
23) 2,2-Dichloropropane	3.77	77	18405	23.03	ppb	99
24) Bromochloromethane	3.96	128	9199	24.43	ppb	95
25) Chloroform	4.01	83	36178	24.53	ppb	98
26) Tetrahydrofuran	3.76	42	7277	23.60	ppb	98
27) 1,1,1-Trichloroethane	4.20	97	27919	24.95	ppb	96
31) Carbon tetrachloride	4.34	117	22776	24.67	ppb	99
32) Cyclohexane	4.26	56	44098	25.32	ppb	98
33) 1,1-Dichloropropene	4.33	75	28907	25.43	ppb	99
34) Benzene	4.51	78	78823	25.16	ppb	100
35) 1,2-Dichloroethane	4.51	62	26197	24.82	ppb	99
36) Trichloroethene	5.09	95	19144	25.00	ppb	98
37) Methylcyclohexane	5.28	83	35838	25.93	ppb	99
38) 1,2-Dichloropropane	5.30	63	21456	24.99	ppb	96
39) 1,4-Dioxane	5.41	88	1656	214.39	ppb	89
40) Dibromomethane	5.41	93	11843	24.54	ppb	99
41) Bromodichloromethane	5.55	83	25813	24.58	ppb	97
42) 2-Chloroethyl vinyl ether	5.83	63	10176	25.40	ppb	98
43) cis-1,3-Dichloropropene	5.98	75	30936	25.66	ppb	97
44) 4-Methyl-2-Pentanone (MIBK	6.11	43	232308	250.24	ppb	99
46) Toluene	6.30	92	47138	25.03	ppb	99
47) trans-1,3-Dichloropropene	6.47	75	26631	25.88	ppb	97

(#) = qualifier out of range (m) = manual integration

Quantitation Report (QT Reviewed)

Data File : C:\HPCHEM\1\DATA\2013\032113\V2893.D Vial: 9
Acq On : 21 Mar 2013 12:39 pm Operator: MCH
Sample : CAL-25 *1* Inst : GC/MS A15
Misc : 5ML,25PPB,03/21/13,MCH,10:26 Multiplr: 1.00
MS Integration Params: RTEINT.P
Quant Time: Mar 22 9:56 2013 Quant Results File: 032113.RES

Quant Method : C:\HPCHEM\1\METHODS\032113.M (RTE Integrator)
Title : 8260
Last Update : Fri Mar 22 09:56:10 2013
Response via : Initial Calibration
DataAcq Meth : VSTDJ

	Compound	R.T.	QIon	Response	Conc	Unit		Qvalue
48)	Ethyl Methacrylate	6.55	69	45936	26.15	ppb		99
49)	1,1,2-Trichloroethane	6.64	97	14726	24.61	ppb		99
50)	2-Hexanone (MBK)	6.84	43	178323	259.86	ppb		98
52)	1-Chlorohexane	7.46	91	59600	25.14	ppb		100
53)	Tetrachloroethene	6.78	164	12935	25.39	ppb		98
54)	1,3-Dichloropropane	6.79	76	27884	24.92	ppb		98
55)	Chlorodibromomethane	6.98	129	15400	26.00	ppb		98
56)	1,2-Dibromoethane	7.09	107	15151	25.18	ppb		98
57)	Chlorobenzene	7.49	112	47941	25.36	ppb		100
58)	Ethylbenzene	7.58	91	88900	25.75	ppb		98
59)	1,1,1,2-Tetrachloroethane	7.55	131	15122	25.42	ppb		97
60)	m,p-Xylene	7.67	106	66239	52.01	ppb		100
61)	o-Xylene	7.98	106	32275	25.89	ppb		100
62)	Styrene	7.99	104	55199	26.48	ppb		95
63)	Bromoform	8.14	173	9801	25.38	ppb		95
65)	Isopropylbenzene (Cumene)	8.26	105	86685	25.39	ppb		99
67)	Bromobenzene	8.50	156	16500	24.69	ppb		90
68)	1,1,2,2-Tetrachloroethane	8.47	83	20431	22.88	ppb		97
69)	trans-1,4-Dichloro-2-buten	8.51	53	13385	25.32	ppb	#	83
70)	1,2,3-Trichloropropane	8.51	75	31889	25.03	ppb		86
71)	n-Propylbenzene	8.57	91	107041	25.64	ppb		98
72)	2-Chlorotoluene	8.64	91	59986	25.01	ppb		100
73)	4-Chlorotoluene	8.72	91	71642	25.63	ppb		99
74)	1,3,5-Trimethylbenzene	8.69	105	68179	25.70	ppb		99
75)	tert-Butylbenzene	8.93	119	61412	25.78	ppb		98
76)	1,2,4-Trimethylbenzene	8.96	105	69661	25.97	ppb		99
77)	sec-Butylbenzene	9.08	105	96517	25.76	ppb		98
78)	1,3-Dichlorobenzene	9.17	146	30652	25.37	ppb		99
79)	p-Isopropyltoluene (p-Cyme	9.18	119	68368	26.43	ppb		100
80)	1,4-Dichlorobenzene	9.23	146	31532	24.48	ppb		98
81)	n-Butylbenzene	9.46	91	76961	26.42	ppb		98
82)	1,2-Dichlorobenzene	9.50	146	28134	24.72	ppb		99
83)	1,2-Dibromo-3-chloropropan	10.03	75	2853	22.73	ppb		93
84)	1,3,5-Trichlorobenzene	10.18	180	21415	25.56	ppb		98
85)	1,2,4-Trichlorobenzene	10.65	180	16119	25.49	ppb		91
86)	Hexachlorobutadiene	10.77	225	8037	23.75	ppb		98
87)	Naphthalene	10.86	128	28831	26.75	ppb		100
88)	1,2,3-Trichlorobenzene	11.05	180	12733	25.28	ppb		98

(#) = qualifier out of range (m) = manual integration

Quantitation Report

Data File : C:\HPCHEM\1\DATA\2013\032113\V2893.D Vial: 9
Acq On : 21 Mar 2013 12:39 pm Operator: MCH
Sample : CAL-25 *1* Inst : GC/MS A15
Misc : 5ML,25PPB,03/21/13,MCH,10:26 Multiplr: 1.00
MS Integration Params: RTEINT.P
Quant Time: Mar 22 9:56 2013 Quant Results File: 032113.RES

Method : C:\HPCHEM\1\METHODS\032113.M (RTE Integrator)
Title : 8260
Last Update : Fri Mar 22 09:56:10 2013
Response via : Initial Calibration

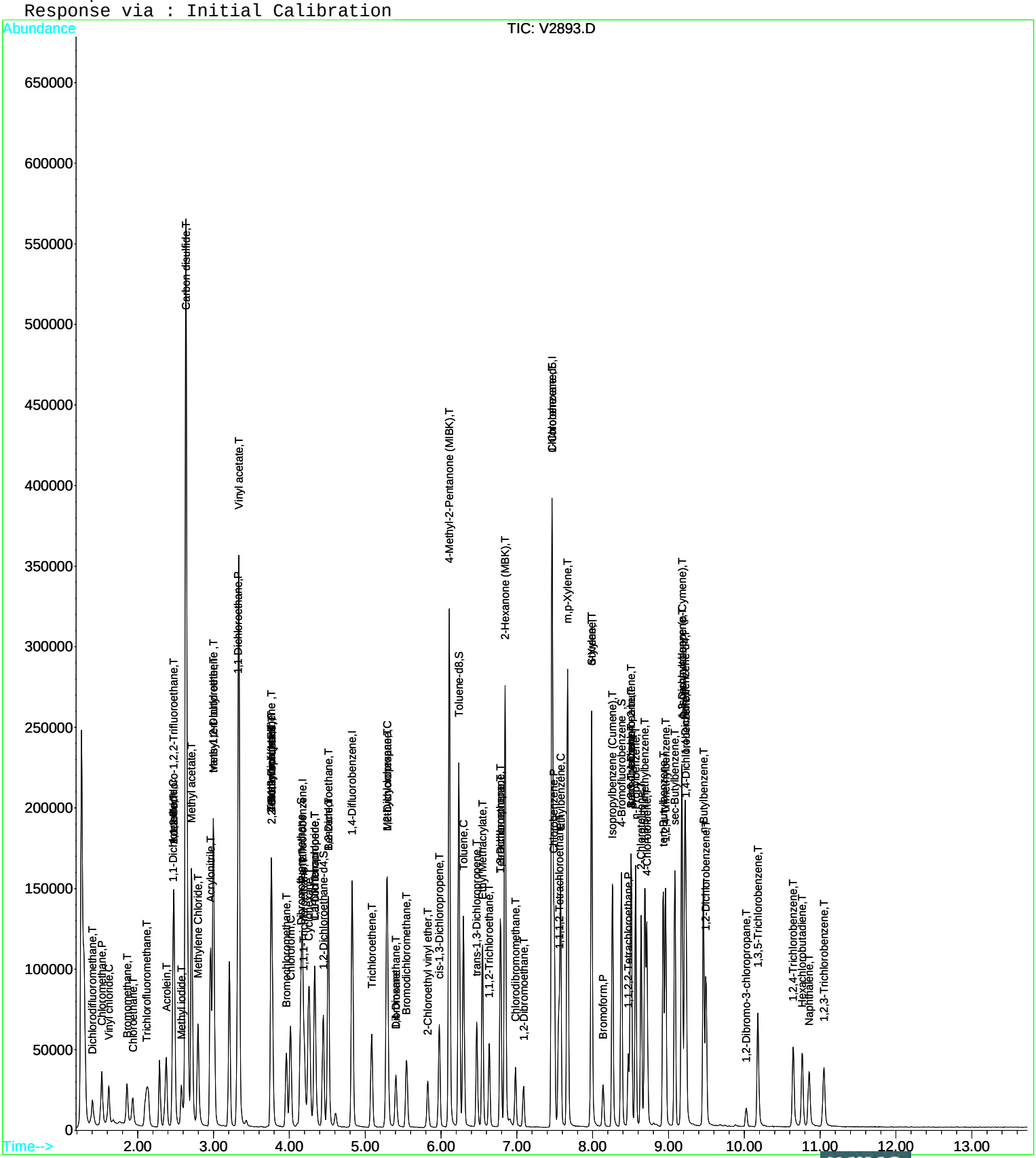

Quantitation Report (QT Reviewed)

Data File : C:\HPCHEM\1\DATA\2013\032113\V2891.D Vial: 7
Acq On : 21 Mar 2013 11:49 am Operator: MCH
Sample : CAL-5 *1* Inst : GC/MS A15
Misc : 5ML,5PPB,03/21/13,MCH,10:22 Multiplr: 1.00
MS Integration Params: RTEINT.P
Quant Time: Mar 22 9:53 2013 Quant Results File: 032113.RES

Quant Method : C:\HPCHEM\1\METHODS\032113.M (RTE Integrator)
Title : 8260
Last Update : Fri Mar 22 09:52:57 2013
Response via : Initial Calibration
DataAcq Meth : VSTDJ

Internal Standards	R.T.	QIon	Response	Conc	Units		Dev(Min)
1) Pentafluorobenzene	4.17	168	52182	50.00	ppb		0.00
30) 1,4-Difluorobenzene	4.83	114	96915	50.00	ppb		0.00
51) Chlorobenzene-d5	7.47	82	51095	50.00	ppb		0.00
64) 1,4-Dichlorobenzene-d4	9.22	152	32514	50.00	ppb		0.00
System Monitoring Compounds							
28) Dibromofluoromethane	4.15	113	37194	50.71	ppb		0.00
Spiked Amount 50.000	Range 75 - 131		Recovery = 101.42%				
29) 1,2-Dichloroethane-d4	4.44	102	9672	53.11	ppb		0.00
Spiked Amount 50.000	Range 63 - 144		Recovery = 106.22%				
45) Toluene-d8	6.24	98	112323	50.00	ppb		0.00
Spiked Amount 50.000	Range 80 - 117		Recovery = 100.00%				
66) 4-Bromofluorobenzene	8.38	95	45348	50.33	ppb		0.00
Spiked Amount 50.000	Range 74 - 124		Recovery = 100.66%				
Target Compounds							Qvalue
2) Dichlorodifluoromethane	1.40	85	2986	5.14	ppb		98
3) Chloromethane	1.52	50	5325	5.26	ppb		96
4) Vinyl chloride	1.61	62	4405	5.25	ppb		97
5) Bromomethane	1.85	94	3242	5.00	ppb		97
6) Chloroethane	1.93	64	2948	4.56	ppb		89
7) Trichlorofluoromethane	2.11	101	4647	5.30	ppb		96
8) 1,1-Dichloroethene	2.46	96	3771	5.10	ppb		91
9) 1,1,2-Trichloro-1,2,2-Trif	2.47	101	4185	5.29	ppb		94
10) Acrolein	2.37	56	6419	54.11	ppb		100
11) Acetone	2.47	43	16924	51.65	ppb		96
12) Methyl iodide	2.58	142	5653	4.99	ppb		100
13) Carbon disulfide	2.63	76	143570	51.49	ppb		99
14) Methyl acetate	2.71	43	33855	51.84	ppb		100
15) Methylene Chloride	2.79	84	4866	4.96	ppb		93
16) Methyl tert-butyl ether	2.99	73	18065	10.47	ppb		97
17) Acrylonitrile	2.96	53	14250	53.45	ppb		98
18) trans-1,2-Dichloroethene	3.00	96	4332	5.21	ppb		91
19) 1,1-Dichloroethane	3.31	63	7823	5.09	ppb		97
20) Vinyl acetate	3.33	43	89261	54.44	ppb		99
21) 2-Butanone (MEK)	3.76	43	22177	52.71	ppb		99
22) cis-1,2-Dichloroethene	3.76	96	4292	5.08	ppb		96
23) 2,2-Dichloropropane	3.77	77	3742	5.10	ppb		92
24) Bromochloromethane	3.96	128	1734	5.03	ppb	#	84
25) Chloroform	4.02	83	6985	5.24	ppb		99
26) Tetrahydrofuran	3.76	42	1377	4.95	ppb		97
27) 1,1,1-Trichloroethane	4.19	97	5206	5.13	ppb	#	1
31) Carbon tetrachloride	4.34	117	4358	5.06	ppb		96
32) Cyclohexane	4.26	56	8327	5.20	ppb		99
33) 1,1-Dichloropropene	4.33	75	5378	5.13	ppb		97
34) Benzene	4.51	78	14589	5.08	ppb		96
35) 1,2-Dichloroethane	4.51	62	4954	5.15	ppb		98
36) Trichloroethene	5.08	95	3493	4.88	ppb		98
37) Methylcyclohexane	5.29	83	6349	4.93	ppb		100
38) 1,2-Dichloropropane	5.29	63	4060	5.21	ppb		94
39) 1,4-Dioxane	5.41	88	341	44.83	ppb		87
40) Dibromomethane	5.40	93	2176	4.85	ppb		100
41) Bromodichloromethane	5.54	83	4908	5.10	ppb		96
42) 2-Chloroethyl vinyl ether	5.83	63	1786	4.78	ppb		97
43) cis-1,3-Dichloropropene	5.98	75	5403	4.80	ppb		95
44) 4-Methyl-2-Pentanone (MIBK	6.11	43	44333	53.98	ppb		100
46) Toluene	6.30	92	8726	5.05	ppb		99
47) trans-1,3-Dichloropropene	6.47	75	4747	5.08	ppb		97

(#) = qualifier out of range (m) = manual integration

Quantitation Report (QT Reviewed)

Data File : C:\HPCHEM\1\DATA\2013\032113\V2891.D Vial: 7
Acq On : 21 Mar 2013 11:49 am Operator: MCH
Sample : CAL-5 *1* Inst : GC/MS A15
Misc : 5ML,5PPB,03/21/13,MCH,10:22 Multiplr: 1.00
MS Integration Params: RTEINT.P
Quant Time: Mar 22 9:53 2013 Quant Results File: 032113.RES

Quant Method : C:\HPCHEM\1\METHODS\032113.M (RTE Integrator)
Title : 8260
Last Update : Fri Mar 22 09:52:57 2013
Response via : Initial Calibration
DataAcq Meth : VSTDJ

	Compound	R.T.	QIon	Response	Conc	Unit		Qvalue
48)	Ethyl Methacrylate	6.54	69	8326	5.37	ppb		96
49)	1,1,2-Trichloroethane	6.63	97	2749	4.96	ppb		95
50)	2-Hexanone (MBK)	6.84	43	32536	53.92	ppb		98
52)	1-Chlorohexane	7.46	91	11120	4.98	ppb		90
53)	Tetrachloroethene	6.78	164	2422	5.04	ppb		96
54)	1,3-Dichloropropane	6.78	76	5279	5.12	ppb		98
55)	Chlorodibromomethane	6.98	129	2678	4.80	ppb		92
56)	1,2-Dibromoethane	7.08	107	2822	5.01	ppb		95
57)	Chlorobenzene	7.49	112	8871	5.02	ppb		96
58)	Ethylbenzene	7.57	91	16280	5.03	ppb		98
59)	1,1,1,2-Tetrachloroethane	7.55	131	2710	4.87	ppb		98
60)	m,p-Xylene	7.67	106	11577	9.52	ppb		100
61)	o-Xylene	7.98	106	5800	4.84	ppb		90
62)	Styrene	7.99	104	9718	4.98	ppb		97
63)	Bromoform	8.13	173	1803	5.04	ppb		93
65)	Isopropylbenzene (Cumene)	8.26	105	15106	4.98	ppb		96
67)	Bromobenzene	8.50	156	2928	4.90	ppb	#	86
68)	1,1,2,2-Tetrachloroethane	8.47	83	4014	5.08	ppb		99
69)	trans-1,4-Dichloro-2-buten	8.51	53	2347	5.07	ppb	#	80
70)	1,2,3-Trichloropropane	8.51	75	5420	4.79	ppb	#	79
71)	n-Propylbenzene	8.57	91	18699	5.07	ppb		97
72)	2-Chlorotoluene	8.64	91	10658	5.04	ppb		99
73)	4-Chlorotoluene	8.72	91	12491	5.11	ppb		100
74)	1,3,5-Trimethylbenzene	8.69	105	11911	5.16	ppb		98
75)	tert-Butylbenzene	8.93	119	10507	4.95	ppb		99
76)	1,2,4-Trimethylbenzene	8.96	105	11957	5.06	ppb		98
77)	sec-Butylbenzene	9.08	105	16783	5.05	ppb		97
78)	1,3-Dichlorobenzene	9.17	146	5320	4.98	ppb		97
79)	p-Isopropyltoluene (p-Cyme	9.18	119	11490	5.03	ppb		99
80)	1,4-Dichlorobenzene	9.23	146	5727	5.01	ppb		97
81)	n-Butylbenzene	9.46	91	12922	5.01	ppb		98
82)	1,2-Dichlorobenzene	9.49	146	5151	5.20	ppb		97
83)	1,2-Dibromo-3-chloropropan	10.03	75	571	5.10	ppb		90
84)	1,3,5-Trichlorobenzene	10.18	180	3818	5.19	ppb		96
85)	1,2,4-Trichlorobenzene	10.64	180	2848	5.20	ppb		88
86)	Hexachlorobutadiene	10.76	225	1505	4.97	ppb		91
87)	Naphthalene	10.86	128	4483	4.67	ppb		97
88)	1,2,3-Trichlorobenzene	11.05	180	2239	5.18	ppb		97

(#) = qualifier out of range (m) = manual integration

Quantitation Report

Data File : C:\HPCHEM\1\DATA\2013\032113\V2891.D Vial: 7
Acq On : 21 Mar 2013 11:49 am Operator: MCH
Sample : CAL-5 *1* Inst : GC/MS A15
Misc : 5ML,5PPB,03/21/13,MCH,10:22 Multiplr: 1.00
MS Integration Params: RTEINT.P
Quant Time: Mar 22 9:53 2013 Quant Results File: 032113.RES

Method : C:\HPCHEM\1\METHODS\032113.M (RTE Integrator)
Title : 8260
Last Update : Fri Mar 22 09:52:57 2013
Response via : Initial Calibration

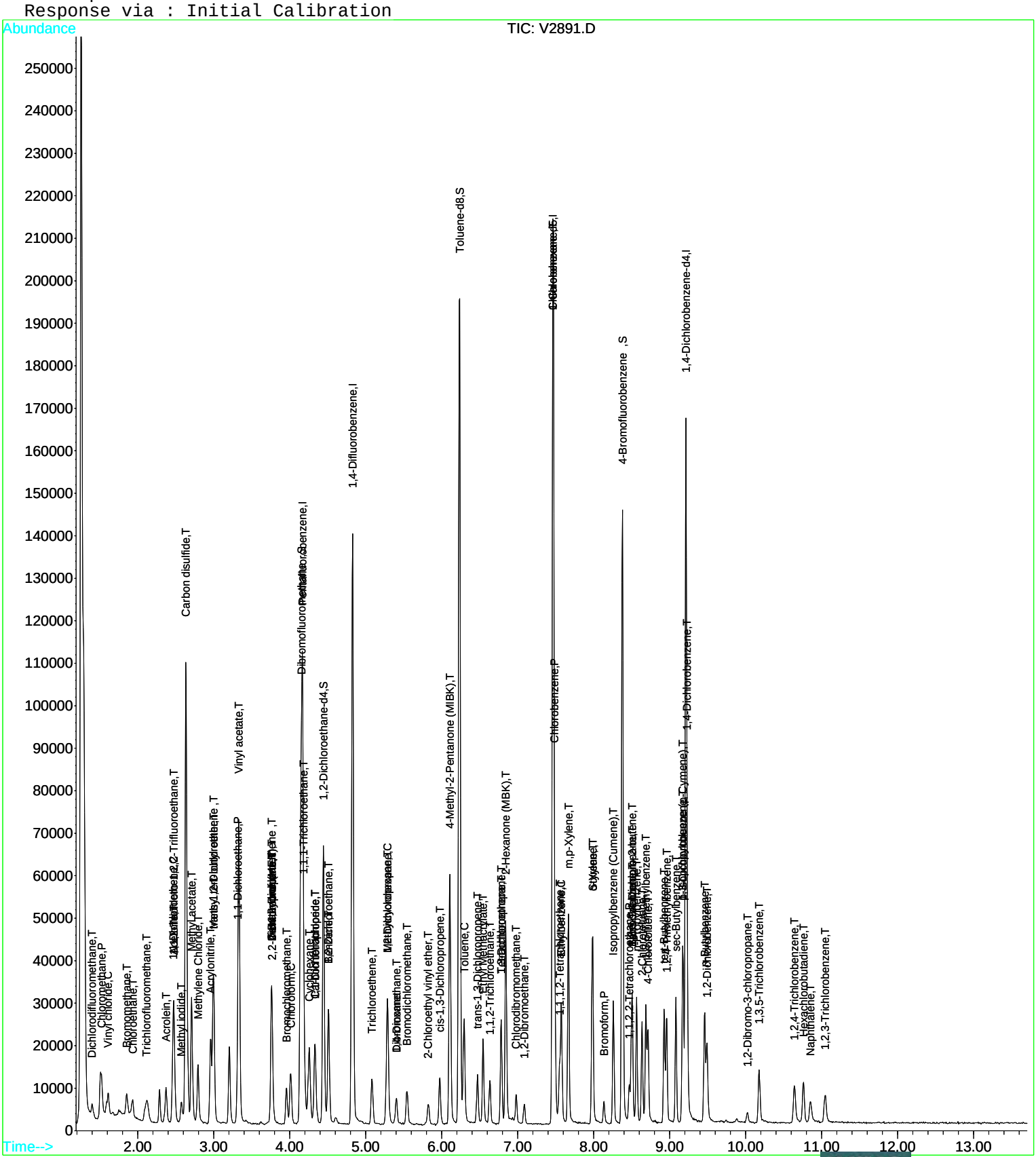

Quantitation Report (QT Reviewed)

Data File : C:\HPCHEM\1\DATA\2013\032113\V2894.D Vial: 10
Acq On : 21 Mar 2013 1:04 pm Operator: MCH
Sample : CAL-50 *1* Inst : GC/MS A15
Misc : 5ML,50PPB,03/21/13,MCH,10:28 Multiplr: 1.00
MS Integration Params: RTEINT.P
Quant Time: Mar 22 9:49 2013 Quant Results File: 032113.RES

Quant Method : C:\HPCHEM\1\METHODS\032113.M (RTE Integrator)
Title : 8260
Last Update : Fri Mar 22 09:48:59 2013
Response via : Initial Calibration
DataAcq Meth : VSTDJ

Internal Standards	R.T.	QIon	Response	Conc	Units	Dev(Min)
1) Pentafluorobenzene	4.17	168	55734	50.00	ppb	0.00
30) 1,4-Difluorobenzene	4.83	114	104578	50.00	ppb	0.00
51) Chlorobenzene-d5	7.47	82	54001	50.00	ppb	0.00
64) 1,4-Dichlorobenzene-d4	9.22	152	35626	50.00	ppb	0.00
System Monitoring Compounds						
28) Dibromofluoromethane	4.15	113	38839	50.03	ppb	0.00
Spiked Amount 50.000	Range 75 - 131		Recovery = 100.06%			
29) 1,2-Dichloroethane-d4	4.45	102	9563	50.03	ppb	0.00
Spiked Amount 50.000	Range 63 - 144		Recovery = 100.06%			
45) Toluene-d8	6.23	98	121996	49.96	ppb	0.00
Spiked Amount 50.000	Range 80 - 117		Recovery = 99.92%			
66) 4-Bromofluorobenzene	8.38	95	48206	50.00	ppb	0.00
Spiked Amount 50.000	Range 74 - 124		Recovery = 100.00%			
Target Compounds						Qvalue
2) Dichlorodifluoromethane	1.40	85	29414	49.93	ppb	100
3) Chloromethane	1.53	50	49586	50.03	ppb	100
4) Vinyl chloride	1.62	62	43228	50.03	ppb	100
5) Bromomethane	1.86	94	29306	50.03	ppb	100
6) Chloroethane	1.94	64	31304	50.03	ppb	100
7) Trichlorofluoromethane	2.12	101	47927	50.08	ppb	100
8) 1,1-Dichloroethene	2.46	96	38964	50.03	ppb	100
9) 1,1,2-Trichloro-1,2,2-Trif	2.48	101	41504	50.03	ppb	100
10) Acrolein	2.38	56	60704	501.49	ppb	100
11) Acetone	2.48	43	154353	500.85	ppb	100
12) Methyl iodide	2.57	142	59291	50.03	ppb	100
13) Carbon disulfide	2.63	76	1446282	500.75	ppb	100
14) Methyl acetate	2.71	43	342069	500.76	ppb	100
15) Methylene Chloride	2.79	84	44729	50.03	ppb	100
16) Methyl tert-butyl ether	3.00	73	186486	100.13	ppb	100
17) Acrylonitrile	2.96	53	143688	501.46	ppb	100
18) trans-1,2-Dichloroethene	3.00	96	43282	50.03	ppb	100
19) 1,1-Dichloroethane	3.32	63	80180	50.03	ppb	100
20) Vinyl acetate	3.33	43	832594	500.30	ppb	100
21) 2-Butanone (MEK)	3.76	43	215826	500.69	ppb	100
22) cis-1,2-Dichloroethene	3.77	96	45006	50.03	ppb	100
23) 2,2-Dichloropropane	3.77	77	36686	50.03	ppb	100
24) Bromochloromethane	3.96	128	18175	50.03	ppb	100
25) Chloroform	4.01	83	70446	50.03	ppb	100
26) Tetrahydrofuran	3.76	42	13613	50.03	ppb	100
27) 1,1,1-Trichloroethane	4.19	97	54228	50.03	ppb	100
31) Carbon tetrachloride	4.34	117	44630	49.97	ppb	100
32) Cyclohexane	4.26	56	83488	49.88	ppb	100
33) 1,1-Dichloropropene	4.33	75	55911	49.97	ppb	100
34) Benzene	4.51	78	154881	49.97	ppb	100
35) 1,2-Dichloroethane	4.51	62	50268	49.97	ppb	100
36) Trichloroethene	5.08	95	38678	49.97	ppb	100
37) Methylcyclohexane	5.28	83	69368	49.97	ppb	100
38) 1,2-Dichloropropane	5.30	63	41888	49.97	ppb	100
39) 1,4-Dioxane	5.41	88	3438	499.73	ppb	100
40) Dibromomethane	5.40	93	23623	49.97	ppb	100
41) Bromodichloromethane	5.55	83	51702	49.97	ppb	100
42) 2-Chloroethyl vinyl ether	5.82	63	20324	49.97	ppb	100
43) cis-1,3-Dichloropropene	5.98	75	61787	49.92	ppb	100
44) 4-Methyl-2-Pentanone (MIBK	6.11	43	439673	499.27	ppb	100
46) Toluene	6.30	92	94192	49.97	ppb	100
47) trans-1,3-Dichloropropene	6.47	75	52791	49.97	ppb	100

(#) = qualifier out of range (m) = manual integration

Quantitation Report (QT Reviewed)

Data File : C:\HPCHEM\1\DATA\2013\032113\V2894.D Vial: 10
Acq On : 21 Mar 2013 1:04 pm Operator: MCH
Sample : CAL-50 *1* Inst : GC/MS A15
Misc : 5ML,50PPB,03/21/13,MCH,10:28 Multiplr: 1.00
MS Integration Params: RTEINT.P
Quant Time: Mar 22 9:49 2013 Quant Results File: 032113.RES

Quant Method : C:\HPCHEM\1\METHODS\032113.M (RTE Integrator)
Title : 8260
Last Update : Fri Mar 22 09:48:59 2013
Response via : Initial Calibration
DataAcq Meth : VSTDJ

Compound	R.T.	QIon	Response	Conc	Unit	Qvalue
48) Ethyl Methacrylate	6.55	69	88717	49.97	ppb	100
49) 1,1,2-Trichloroethane	6.64	97	28085	49.97	ppb	100
50) 2-Hexanone (MBK)	6.85	43	333996	499.73	ppb	100
52) 1-Chlorohexane	7.46	91	116915	50.00	ppb	100
53) Tetrachloroethene	6.79	164	25556	50.00	ppb	100
54) 1,3-Dichloropropane	6.79	76	54315	50.00	ppb	100
55) Chlorodibromomethane	6.99	129	29831	50.00	ppb	100
56) 1,2-Dibromoethane	7.09	107	29574	50.00	ppb	100
57) Chlorobenzene	7.49	112	94444	50.00	ppb	100
58) Ethylbenzene	7.58	91	174498	50.00	ppb	100
59) 1,1,1,2-Tetrachloroethane	7.55	131	29717	50.00	ppb	100
60) m,p-Xylene	7.67	106	129530	99.96	ppb	100
61) o-Xylene	7.99	106	64546	50.00	ppb	100
62) Styrene	7.99	104	110988	50.00	ppb	100
63) Bromoform	8.14	173	19251	50.00	ppb	100
65) Isopropylbenzene (Cumene)	8.26	105	172219	50.00	ppb	100
67) Bromobenzene	8.50	156	32989	49.96	ppb	100
68) 1,1,2,2-Tetrachloroethane	8.47	83	40066	50.00	ppb	100
69) trans-1,4-Dichloro-2-buten	8.51	53	25918	50.00	ppb	100
70) 1,2,3-Trichloropropane	8.51	75	62099	50.00	ppb	100
71) n-Propylbenzene	8.57	91	211465	50.00	ppb	100
72) 2-Chlorotoluene	8.64	91	120674	50.00	ppb	100
73) 4-Chlorotoluene	8.71	91	138448	50.00	ppb	100
74) 1,3,5-Trimethylbenzene	8.69	105	135731	50.00	ppb	100
75) tert-Butylbenzene	8.93	119	122348	49.97	ppb	100
76) 1,2,4-Trimethylbenzene	8.96	105	136441	50.00	ppb	100
77) sec-Butylbenzene	9.09	105	192461	50.00	ppb	100
78) 1,3-Dichlorobenzene	9.18	146	60380	50.00	ppb	100
79) p-Isopropyltoluene (p-Cyme	9.18	119	133777	49.97	ppb	100
80) 1,4-Dichlorobenzene	9.23	146	61200	49.91	ppb	100
81) n-Butylbenzene	9.46	91	154213	49.94	ppb	100
82) 1,2-Dichlorobenzene	9.50	146	55615	50.00	ppb	100
83) 1,2-Dibromo-3-chloropropan	10.03	75	5322	50.00	ppb	100
84) 1,3,5-Trichlorobenzene	10.18	180	42749	49.95	ppb	100
85) 1,2,4-Trichlorobenzene	10.65	180	32540	49.84	ppb	100
86) Hexachlorobutadiene	10.77	225	15261	50.00	ppb	100
87) Naphthalene	10.86	128	58197	49.81	ppb	100
88) 1,2,3-Trichlorobenzene	11.05	180	24972	50.00	ppb	100

Quantitation Report

Data File : C:\HPCHEM\1\DATA\2013\032113\V2894.D Vial: 10
Acq On : 21 Mar 2013 1:04 pm Operator: MCH
Sample : CAL-50 *1* Inst : GC/MS A15
Misc : 5ML,50PPB,03/21/13,MCH,10:28 Multiplr: 1.00
MS Integration Params: RTEINT.P
Quant Time: Mar 22 9:49 2013 Quant Results File: 032113.RES

Method : C:\HPCHEM\1\METHODS\032113.M (RTE Integrator)
Title : 8260
Last Update : Fri Mar 22 09:48:59 2013
Response via : Initial Calibration

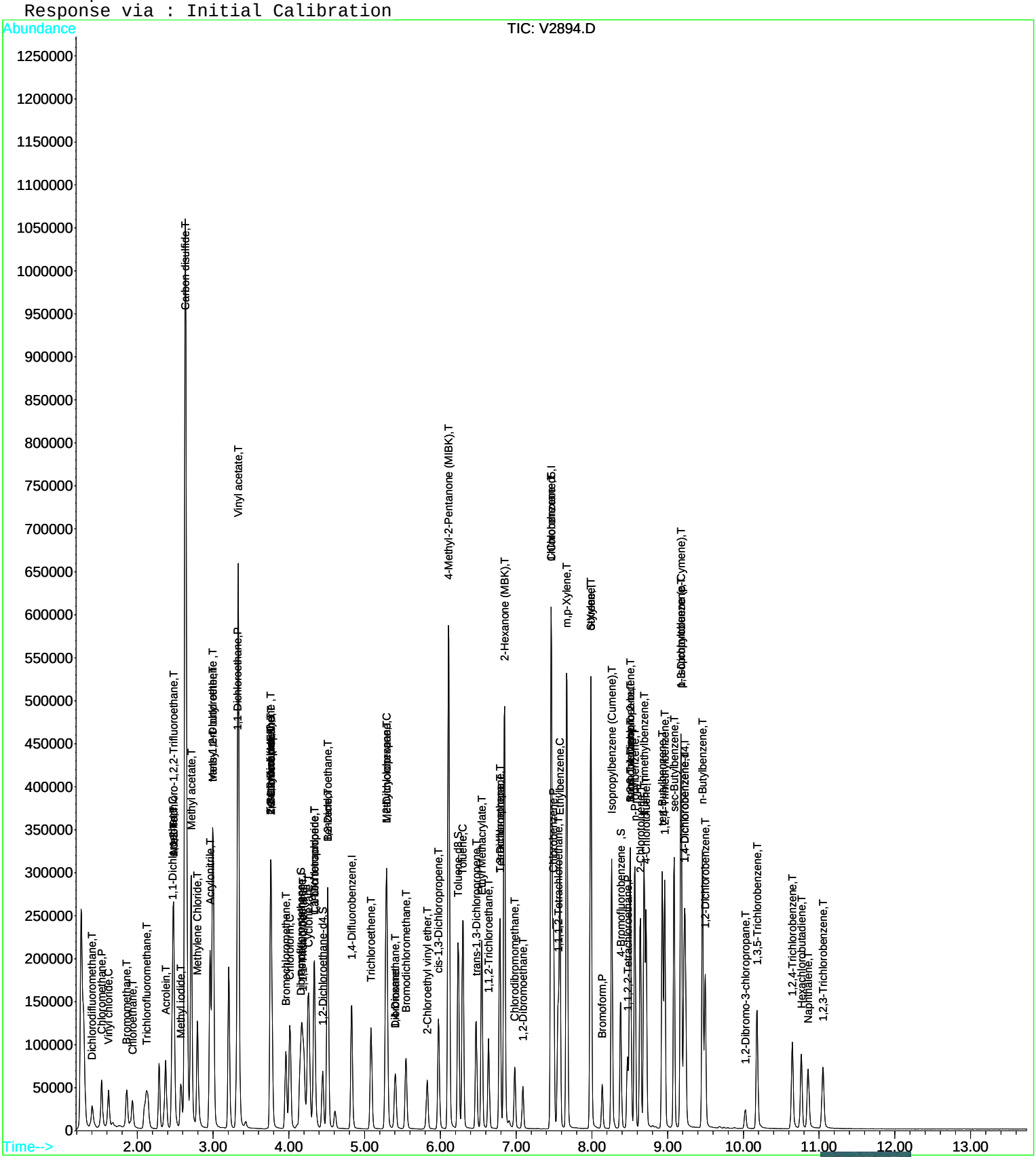

Response Factor Report GC/MS A15

Method : C:\HPCHEM\1\METHODS\032113.M (RTE Integrator)
Title : 8260
Last Update : Fri Mar 22 09:59:46 2013
Response via : Initial Calibration

Calibration Files
2 =V2890.D 5 =V2891.D 25 =V2893.D
50 =V2894.D 100 =V2895.D 150 =V2896.D

		Compound	2	5	25	50	100	150	Avg	%RSD
1)	I	Pentafluorobenzene	----------ISTD----------							
2)	T	Dichlorodifluoromet	0.585	0.572	0.544	0.528	0.525	0.529	0.545	4.39
3)	P	Chloromethane	1.049	1.020	0.909	0.890	0.885	0.925	0.945	6.84
4)	C	Vinyl chloride	0.832	0.844	0.790	0.776	0.774	0.773	0.795	3.77
5)	T	Bromomethane	0.717	0.621	0.558	0.526	0.520	0.502	0.575	12.99
6)	T	Chloroethane	0.676	0.565	0.547	0.562	0.532	0.477	0.560	10.65
7)	T	Trichlorofluorometh	0.820	0.891	0.869	0.860	0.833	0.875	0.856	2.92
8)	C	1,1-Dichloroethene	0.718	0.723	0.700	0.699	0.669	0.681	0.693	3.41
9)	T	1,1,2-Trichloro-1,2	0.771	0.802	0.765	0.745	0.709	0.731	0.752	4.03
10)	T	Acrolein	0.118	0.123	0.113	0.109	0.104	0.115	0.114	5.35
11)	T	Acetone	0.351	0.324	0.291	0.277	0.262	0.270	0.297	10.73
12)	T	Methyl iodide	1.105	1.083	1.056	1.064	1.040	1.068	1.070	1.94
13)	T	Carbon disulfide	2.749	2.751	2.696	2.595	2.414	2.373	2.602	5.90
14)	T	Methyl acetate	0.638	0.649	0.637	0.614	0.626	0.639	0.636	2.09
15)	T	Methylene Chloride	1.077	0.933	0.803	0.803	0.783	0.772	0.861	12.77
16)	T	Methyl tert-butyl e	1.632	1.731	1.715	1.673	1.687	1.696	1.694	2.04
17)	T	Acrylonitrile	0.253	0.273	0.267	0.258	0.258	0.265	0.263	2.71
18)	T	trans-1,2-Dichloroe	0.816	0.830	0.801	0.777	0.754	0.747	0.788	3.92
19)	P	1,1-Dichloroethane	1.505	1.499	1.470	1.439	1.382	1.362	1.444	3.80
20)	T	Vinyl acetate	1.648	1.711	1.595	1.494	1.481	1.410	1.573	7.19
21)	T	2-Butanone (MEK)	0.419	0.425	0.394	0.387	0.389	0.386	0.403	4.37
22)	T	cis-1,2-Dichloroeth	0.810	0.823	0.801	0.808	0.799	0.795	0.806	1.12
23)	T	2,2-Dichloropropane	0.747	0.717	0.642	0.658	0.568	0.569	0.653	10.41
24)	T	Bromochloromethane	0.335	0.332	0.321	0.326	0.325	0.325	0.326	1.59
25)	C	Chloroform	1.292	1.339	1.263	1.264	1.230	1.229	1.267	3.01
26)	T	Tetrahydrofuran	0.289	0.264	0.254	0.244	0.237	0.235	0.257	8.12
27)	T	1,1,1-Trichloroetha	0.972	0.998	0.975	0.973	0.910	0.922	0.959	3.25
28)	S	Dibromofluoromethan	0.709	0.713	0.688	0.697	0.699	0.691	0.699	1.29
29)	S	1,2-Dichloroethane-	0.177	0.185	0.177	0.172	0.178	0.179	0.179	2.55
30)	I	1,4-Difluorobenzene	----------ISTD----------							
31)	T	Carbon tetrachlorid	0.461	0.450	0.430	0.427	0.401	0.402	0.425	5.62
32)	T	Cyclohexane	0.855	0.859	0.833	0.798	0.779	0.784	0.813	4.41
33)	T	1,1-Dichloropropene	0.547	0.555	0.546	0.535	0.517	0.512	0.532	3.44
34)	T	Benzene	1.482	1.505	1.490	1.481	1.434	1.437	1.469	1.88
35)	T	1,2-Dichloroethane	0.513	0.511	0.495	0.481	0.468	0.469	0.490	3.70
36)	T	Trichloroethene	0.369	0.360	0.362	0.370	0.357	0.358	0.361	2.12
37)	T	Methylcyclohexane	0.665	0.655	0.677	0.663	0.632	0.636	0.651	2.88
38)	C	1,2-Dichloropropane	0.403	0.419	0.405	0.401	0.385	0.392	0.401	2.67
39)		1,4-Dioxane	0.005	0.004	0.003	0.003	0.003	0.003	0.003	14.92
40)	T	Dibromomethane	0.237	0.225	0.224	0.226	0.220	0.225	0.226	2.29
41)	T	Bromodichloromethan	0.499	0.506	0.488	0.494	0.485	0.496	0.493	1.64
42)	T	2-Chloroethyl vinyl	0.191	0.184	0.192	0.194	0.201	0.205	0.194	3.75
43)	T	cis-1,3-Dichloropro	0.570	0.557	0.585	0.591	0.593	0.607	0.580	3.19
44)	T	4-Methyl-2-Pentanon	0.427	0.457	0.439	0.420	0.401	0.405	0.429	4.98
45)	S	Toluene-d8	1.152	1.159	1.175	1.167	1.160	1.138	1.158	0.99
46)	C	Toluene	0.882	0.900	0.891	0.901	0.857	0.880	0.884	1.75
47)	T	trans-1,3-Dichlorop	0.459	0.490	0.503	0.505	0.500	0.500	0.492	3.22
48)	T	Ethyl Methacrylate	0.752	0.859	0.868	0.848	0.834	0.835	0.837	4.74
49)	T	1,1,2-Trichloroetha	0.303	0.284	0.278	0.269	0.266	0.269	0.278	4.57
50)	T	2-Hexanone (MBK)	0.303	0.336	0.337	0.319	0.307	0.302	0.320	5.16
51)	I	Chlorobenzene-d5	----------ISTD----------							
52)	T	1-Chlorohexane	2.207	2.176	2.169	2.165	2.113	2.097	2.144	2.19
53)	T	Tetrachloroethene	0.467	0.474	0.471	0.473	0.461	0.472	0.465	2.62
54)	T	1,3-Dichloropropane	1.012	1.033	1.015	1.006	1.017	1.020	1.017	0.83
55)	T	Chlorodibromomethan	0.539	0.524	0.560	0.552	0.568	0.573	0.551	3.20
56)	T	1,2-Dibromoethane	0.555	0.552	0.551	0.548	0.560	0.574	0.554	2.15
57)	P	Chlorobenzene	1.708	1.736	1.745	1.749	1.732	1.762	1.731	1.48

(#) = Out of Range ### Number of calibration levels exceeded format ###

Method : C:\HPCHEM\1\METHODS\032113.M (RTE Integrator)
Title : 8260
Last Update : Fri Mar 22 09:59:46 2013
Response via : Initial Calibration

Calibration Files
2 =V2890.D 5 =V2891.D 25 =V2893.D
50 =V2894.D 100 =V2895.D 150 =V2896.D

		Compound	2	5	25	50	100	150	Avg	%RSD
58)	C	Ethylbenzene	3.097	3.186	3.235	3.231	3.214	3.204	3.174	2.28
59)	T	1,1,1,2-Tetrachloro	0.538	0.530	0.550	0.550	0.545	0.558	0.546	1.67
60)	T	m,p-Xylene	1.179	1.133	1.205	1.199	1.187	1.183	1.173	2.73
61)	T	o-Xylene	1.149	1.135	1.174	1.195	1.190	1.191	1.156	4.25
62)	T	Styrene	1.767	1.902	2.009	2.055	2.065	2.089	1.964	6.22
63)	P	Bromoform	0.344	0.353	0.357	0.356	0.358	0.368	0.355	2.08
64)	I	1,4-Dichlorobenzene-d	----------	----------	ISTD	----------	----------	----------		
65)	T	Isopropylbenzene (C	4.491	4.646	4.724	4.834	4.861	4.883	4.725	3.04
66)	S	4-Bromofluorobenzen	1.418	1.395	1.336	1.353	1.399	1.392	1.387	2.23
67)	T	Bromobenzene	0.911	0.901	0.899	0.926	0.936	0.947	0.918	2.05
68)	P	1,1,2,2-Tetrachloro	1.307	1.235	1.113	1.125	1.138	1.138	1.179	6.05
69)	T	trans-1,4-Dichloro-	0.696	0.722	0.729	0.728	0.742	0.750	0.729	2.38
70)	T	1,2,3-Trichloroprop	1.740	1.667	1.738	1.743	1.807	1.823	1.758	3.03
71)	T	n-Propylbenzene	5.403	5.751	5.833	5.936	5.813	5.838	5.747	3.03
72)	T	2-Chlorotoluene	3.121	3.278	3.269	3.387	3.400	3.447	3.312	3.31
73)	T	4-Chlorotoluene	3.636	3.842	3.904	3.886	3.836	3.927	3.843	2.52
74)	T	1,3,5-Trimethylbenz	3.291	3.663	3.715	3.810	3.785	3.863	3.689	5.12
75)	T	tert-Butylbenzene	3.089	3.232	3.346	3.434	3.395	3.385	3.301	3.73
76)	T	1,2,4-Trimethylbenz	3.432	3.677	3.796	3.830	3.770	3.848	3.719	3.86
77)	T	sec-Butylbenzene	4.828	5.162	5.259	5.402	5.260	5.314	5.179	3.77
78)	T	1,3-Dichlorobenzene	1.589	1.636	1.670	1.695	1.720	1.743	1.674	3.09
79)	T	p-Isopropyltoluene	3.266	3.534	3.725	3.755	3.772	3.760	3.622	5.17
80)	T	1,4-Dichlorobenzene	1.799	1.761	1.718	1.718	1.689	1.702	1.732	2.18
81)	T	n-Butylbenzene	3.596	3.974	4.194	4.329	4.195	4.109	4.053	5.88
82)	T	1,2-Dichlorobenzene	1.488	1.584	1.533	1.561	1.520	1.543	1.543	2.10
83)	T	1,2-Dibromo-3-chlor	0.195	0.176	0.155	0.149	0.150	0.159	0.164	10.06
84)	T	1,3,5-Trichlorobenz	1.061	1.174	1.167	1.200	1.177	1.178	1.155	4.04
85)	T	1,2,4-Trichlorobenz	0.771	0.876	0.878	0.913	0.925	0.944	0.885	6.36
86)	T	Hexachlorobutadiene	0.504	0.463	0.438	0.428	0.401	0.404	0.441	8.10
87)	T	Naphthalene	1.322	1.379	1.571	1.634	1.740	1.876	1.580	12.26
88)	T	1,2,3-Trichlorobenz	0.629	0.689	0.694	0.701	0.717	0.739	0.699	5.13

(#) = Out of Range ### Number of calibration levels exceeded format ###

Response Factor Report GC/MS A15

Method : C:\HPCHEM\1\METHODS\032113.M (RTE Integrator)
Title : 8260
Last Update : Fri Mar 22 09:59:46 2013
Response via : Initial Calibration

Calibration Files
2 =V2890.D 5 =V2891.D 25 =V2893.D
50 =V2894.D 100 =V2895.D 150 =V2896.D

		Compound	2	5	25	50	100	150	Avg	%RSD
1)	I	Pentafluorobenzene	----------ISTD----------							
2)	T	Dichlorodifluoromet	0.585	0.572	0.544	0.528	0.525	0.529	0.545	4.39
3)	P	Chloromethane	1.049	1.020	0.909	0.890	0.885	0.925	0.945	6.84
4)	C	Vinyl chloride	0.832	0.844	0.790	0.776	0.774	0.773	0.795	3.77
5)	T	Bromomethane	0.717	0.621	0.558	0.526	0.520	0.502	0.575	12.99
6)	T	Chloroethane	0.676	0.565	0.547	0.562	0.532	0.477	0.560	10.65
7)	T	Trichlorofluorometh	0.820	0.891	0.869	0.860	0.833	0.875	0.856	2.92
8)	C	1,1-Dichloroethene	0.718	0.723	0.700	0.699	0.669	0.681	0.693	3.41
9)	T	1,1,2-Trichloro-1,2	0.771	0.802	0.765	0.745	0.709	0.731	0.752	4.03
10)	T	Acrolein	0.118	0.123	0.113	0.109	0.104	0.115	0.114	5.35
11)	T	Acetone	0.351	0.324	0.291	0.277	0.262	0.270	0.297	10.73
12)	T	Methyl iodide	1.105	1.083	1.056	1.064	1.040	1.068	1.070	1.94
13)	T	Carbon disulfide	2.749	2.751	2.696	2.595	2.414	2.373	2.602	5.90
14)	T	Methyl acetate	0.638	0.649	0.637	0.614	0.626	0.639	0.636	2.09
15)	T	Methylene Chloride	1.077	0.933	0.803	0.803	0.783	0.772	0.861	12.77
16)	T	Methyl tert-butyl e	1.632	1.731	1.715	1.673	1.687	1.696	1.694	2.04
17)	T	Acrylonitrile	0.253	0.273	0.267	0.258	0.258	0.265	0.263	2.71
18)	T	trans-1,2-Dichloroe	0.816	0.830	0.801	0.777	0.754	0.747	0.788	3.92
19)	P	1,1-Dichloroethane	1.505	1.499	1.470	1.439	1.382	1.362	1.444	3.80
20)	T	Vinyl acetate	1.648	1.711	1.595	1.494	1.481	1.410	1.573	7.19
21)	T	2-Butanone (MEK)	0.419	0.425	0.394	0.387	0.389	0.386	0.403	4.37
22)	T	cis-1,2-Dichloroeth	0.810	0.823	0.801	0.808	0.799	0.795	0.806	1.12
23)	T	2,2-Dichloropropane	0.747	0.717	0.642	0.658	0.568	0.569	0.653	10.41
24)	T	Bromochloromethane	0.335	0.332	0.321	0.326	0.325	0.325	0.326	1.59
25)	C	Chloroform	1.292	1.339	1.263	1.264	1.230	1.229	1.267	3.01
26)	T	Tetrahydrofuran	0.289	0.264	0.254	0.244	0.237	0.235	0.257	8.12
27)	T	1,1,1-Trichloroetha	0.972	0.998	0.975	0.973	0.910	0.922	0.959	3.25
28)	S	Dibromofluoromethan	0.709	0.713	0.688	0.697	0.699	0.691	0.699	1.29
29)	S	1,2-Dichloroethane-	0.177	0.185	0.177	0.172	0.178	0.179	0.179	2.55
30)	I	1,4-Difluorobenzene	----------ISTD----------							
31)	T	Carbon tetrachlorid	0.461	0.450	0.430	0.427	0.401	0.402	0.425	5.62
32)	T	Cyclohexane	0.855	0.859	0.833	0.798	0.779	0.784	0.813	4.41
33)	T	1,1-Dichloropropene	0.547	0.555	0.546	0.535	0.517	0.512	0.532	3.44
34)	T	Benzene	1.482	1.505	1.490	1.481	1.434	1.437	1.469	1.88
35)	T	1,2-Dichloroethane	0.513	0.511	0.495	0.481	0.468	0.469	0.490	3.70
36)	T	Trichloroethene	0.369	0.360	0.362	0.370	0.357	0.358	0.361	2.12
37)	T	Methylcyclohexane	0.665	0.655	0.677	0.663	0.632	0.636	0.651	2.88
38)	C	1,2-Dichloropropane	0.403	0.419	0.405	0.401	0.385	0.392	0.401	2.67
39)		1,4-Dioxane	0.005	0.004	0.003	0.003	0.003	0.003	0.003	14.92
40)	T	Dibromomethane	0.237	0.225	0.224	0.226	0.220	0.225	0.226	2.29
41)	T	Bromodichloromethan	0.499	0.506	0.488	0.494	0.485	0.496	0.493	1.64
42)	T	2-Chloroethyl vinyl	0.191	0.184	0.192	0.194	0.201	0.205	0.194	3.75
43)	T	cis-1,3-Dichloropro	0.570	0.557	0.585	0.591	0.593	0.607	0.580	3.19
44)	T	4-Methyl-2-Pentanon	0.427	0.457	0.439	0.420	0.401	0.405	0.429	4.98
45)	S	Toluene-d8	1.152	1.159	1.175	1.167	1.160	1.138	1.158	0.99
46)	C	Toluene	0.882	0.900	0.891	0.901	0.857	0.880	0.884	1.75
47)	T	trans-1,3-Dichlorop	0.459	0.490	0.503	0.505	0.500	0.500	0.492	3.22
48)	T	Ethyl Methacrylate	0.752	0.859	0.868	0.848	0.834	0.835	0.837	4.74
49)	T	1,1,2-Trichloroetha	0.303	0.284	0.278	0.269	0.266	0.269	0.278	4.57
50)	T	2-Hexanone (MBK)	0.303	0.336	0.337	0.319	0.307	0.302	0.320	5.16
51)	I	Chlorobenzene-d5	----------ISTD----------							
52)	T	1-Chlorohexane	2.207	2.176	2.169	2.165	2.113	2.097	2.144	2.19
53)	T	Tetrachloroethene	0.467	0.474	0.471	0.473	0.461	0.472	0.465	2.62
54)	T	1,3-Dichloropropane	1.012	1.033	1.015	1.006	1.017	1.020	1.017	0.83
55)	T	Chlorodibromomethan	0.539	0.524	0.560	0.552	0.568	0.573	0.551	3.20
56)	T	1,2-Dibromoethane	0.555	0.552	0.551	0.548	0.560	0.574	0.554	2.15
57)	P	Chlorobenzene	1.708	1.736	1.745	1.749	1.732	1.762	1.731	1.48

(#) = Out of Range ### Number of calibration levels exceeded format ###

Method : C:\HPCHEM\1\METHODS\032113.M (RTE Integrator)
Title : 8260
Last Update : Fri Mar 22 09:59:46 2013
Response via : Initial Calibration

Calibration Files
2 =V2890.D 5 =V2891.D 25 =V2893.D
50 =V2894.D 100 =V2895.D 150 =V2896.D

		Compound	2	5	25	50	100	150	Avg	%RSD
58)	C	Ethylbenzene	3.097	3.186	3.235	3.231	3.214	3.204	3.174	2.28
59)	T	1,1,1,2-Tetrachloro	0.538	0.530	0.550	0.550	0.545	0.558	0.546	1.67
60)	T	m,p-Xylene	1.179	1.133	1.205	1.199	1.187	1.183	1.173	2.73
61)	T	o-Xylene	1.149	1.135	1.174	1.195	1.190	1.191	1.156	4.25
62)	T	Styrene	1.767	1.902	2.009	2.055	2.065	2.089	1.964	6.22
63)	P	Bromoform	0.344	0.353	0.357	0.356	0.358	0.368	0.355	2.08
64)	I	1,4-Dichlorobenzene-d	----------	----------	ISTD	----------	----------	----------		
65)	T	Isopropylbenzene (C	4.491	4.646	4.724	4.834	4.861	4.883	4.725	3.04
66)	S	4-Bromofluorobenzen	1.418	1.395	1.336	1.353	1.399	1.392	1.387	2.23
67)	T	Bromobenzene	0.911	0.901	0.899	0.926	0.936	0.947	0.918	2.05
68)	P	1,1,2,2-Tetrachloro	1.307	1.235	1.113	1.125	1.138	1.138	1.179	6.05
69)	T	trans-1,4-Dichloro-	0.696	0.722	0.729	0.728	0.742	0.750	0.729	2.38
70)	T	1,2,3-Trichloroprop	1.740	1.667	1.738	1.743	1.807	1.823	1.758	3.03
71)	T	n-Propylbenzene	5.403	5.751	5.833	5.936	5.813	5.838	5.747	3.03
72)	T	2-Chlorotoluene	3.121	3.278	3.269	3.387	3.400	3.447	3.312	3.31
73)	T	4-Chlorotoluene	3.636	3.842	3.904	3.886	3.836	3.927	3.843	2.52
74)	T	1,3,5-Trimethylbenz	3.291	3.663	3.715	3.810	3.785	3.863	3.689	5.12
75)	T	tert-Butylbenzene	3.089	3.232	3.346	3.434	3.395	3.385	3.301	3.73
76)	T	1,2,4-Trimethylbenz	3.432	3.677	3.796	3.830	3.770	3.848	3.719	3.86
77)	T	sec-Butylbenzene	4.828	5.162	5.259	5.402	5.260	5.314	5.179	3.77
78)	T	1,3-Dichlorobenzene	1.589	1.636	1.670	1.695	1.720	1.743	1.674	3.09
79)	T	p-Isopropyltoluene	3.266	3.534	3.725	3.755	3.772	3.760	3.622	5.17
80)	T	1,4-Dichlorobenzene	1.799	1.761	1.718	1.718	1.689	1.702	1.732	2.18
81)	T	n-Butylbenzene	3.596	3.974	4.194	4.329	4.195	4.109	4.053	5.88
82)	T	1,2-Dichlorobenzene	1.488	1.584	1.533	1.561	1.520	1.543	1.543	2.10
83)	T	1,2-Dibromo-3-chlor	0.195	0.176	0.155	0.149	0.150	0.159	0.164	10.06
84)	T	1,3,5-Trichlorobenz	1.061	1.174	1.167	1.200	1.177	1.178	1.155	4.04
85)	T	1,2,4-Trichlorobenz	0.771	0.876	0.878	0.913	0.925	0.944	0.885	6.36
86)	T	Hexachlorobutadiene	0.504	0.463	0.438	0.428	0.401	0.404	0.441	8.10
87)	T	Naphthalene	1.322	1.379	1.571	1.634	1.740	1.876	1.580	12.26
88)	T	1,2,3-Trichlorobenz	0.629	0.689	0.694	0.701	0.717	0.739	0.699	5.13

(#) = Out of Range ### Number of calibration levels exceeded format ###

Quantitation Report (QT Reviewed)

Data File : C:\HPCHEM\1\DATA\2013\032113\V2899.D Vial: 15
Acq On : 21 Mar 2013 3:09 pm Operator: MCH
Sample : ICV-01 *1* Inst : GC/MS A15
Misc : 5ML,50PPB,03/21/13,MCH,10:38 Multiplr: 1.00
MS Integration Params: RTEINT.P
Quant Time: Mar 22 10:01 2013 Quant Results File: 032113.RES

Quant Method : C:\HPCHEM\1\METHODS\032113.M (RTE Integrator)
Title : 8260
Last Update : Fri Mar 22 09:59:46 2013
Response via : Initial Calibration
DataAcq Meth : VSTDJ

Internal Standards	R.T.	QIon	Response	Conc	Units		Dev(Min)
1) Pentafluorobenzene	4.18	168	57990	50.00	ppb		0.00
30) 1,4-Difluorobenzene	4.83	114	110898	50.00	ppb		0.00
51) Chlorobenzene-d5	7.48	82	57552	50.00	ppb		0.00
64) 1,4-Dichlorobenzene-d4	9.22	152	37574	50.00	ppb		0.00
System Monitoring Compounds							
28) Dibromofluoromethane	4.15	113	41992	51.78	ppb		0.00
Spiked Amount 50.000	Range 75 - 131		Recovery = 103.56%				
29) 1,2-Dichloroethane-d4	4.45	102	10999	52.99	ppb		0.00
Spiked Amount 50.000	Range 63 - 144		Recovery = 105.98%				
45) Toluene-d8	6.24	98	131676	51.26	ppb		0.00
Spiked Amount 50.000	Range 80 - 117		Recovery = 102.52%				
66) 4-Bromofluorobenzene	8.38	95	51550	49.46	ppb		0.00
Spiked Amount 50.000	Range 74 - 124		Recovery = 98.92%				
Target Compounds							Qvalue
2) Dichlorodifluoromethane	1.40	85	31117	49.19	ppb		100
3) Chloromethane	1.53	50	56900	51.94	ppb		98
4) Vinyl chloride	1.62	62	47100	51.07	ppb		98
5) Bromomethane	1.86	94	32051	48.10	ppb		99
6) Chloroethane	1.94	64	34506	53.13	ppb		97
7) Trichlorofluoromethane	2.12	101	49254	49.62	ppb		95
8) 1,1-Dichloroethene	2.47	96	41092	51.13	ppb		97
9) 1,1,2-Trichloro-1,2,2-Trif	2.48	101	43446	49.82	ppb		99
10) Acrolein	2.38	56	69490	525.46	ppb		98
11) Acetone	2.48	43	174270	505.97	ppb		99
12) Methyl iodide	2.58	142	64642	52.11	ppb		97
13) Carbon disulfide	2.64	76	1549831	513.59	ppb		99
14) Methyl acetate	2.71	43	405366	549.25	ppb		100
15) Methylene Chloride	2.80	84	49149	49.24	ppb		95
16) Methyl tert-butyl ether	3.00	73	215340	109.58	ppb		100
17) Acrylonitrile	2.96	53	168849	553.07	ppb		100
18) trans-1,2-Dichloroethene	3.00	96	47319	51.76	ppb		99
19) 1,1-Dichloroethane	3.32	63	86413	51.58	ppb		99
20) Vinyl acetate	3.33	43	907747	497.45	ppb		100
21) 2-Butanone (MEK)	3.76	43	252528	540.45	ppb		99
22) cis-1,2-Dichloroethene	3.77	96	49156	52.55	ppb		98
23) 2,2-Dichloropropane	3.78	77	36081	47.67	ppb		97
24) Bromochloromethane	3.97	128	19753	52.17	ppb		95
25) Chloroform	4.02	83	75491	51.37	ppb		100
26) Tetrahydrofuran	3.76	42	15319	51.30	ppb	#	83
27) 1,1,1-Trichloroethane	4.20	97	55761	50.14	ppb		96
31) Carbon tetrachloride	4.35	117	46068	48.83	ppb		98
32) Cyclohexane	4.26	56	90540	50.24	ppb		99
33) 1,1-Dichloropropene	4.33	75	59520	50.45	ppb		99
34) Benzene	4.52	78	167680	51.47	ppb		99
35) 1,2-Dichloroethane	4.51	62	54478	50.16	ppb		99
36) Trichloroethene	5.09	95	40535	50.69	ppb		97
37) Methylcyclohexane	5.29	83	74427	51.53	ppb		97
38) 1,2-Dichloropropane	5.30	63	45996	51.75	ppb		96
39) 1,4-Dioxane	5.41	88	3802	498.66	ppb		95
40) Dibromomethane	5.41	93	25779	51.47	ppb		95
41) Bromodichloromethane	5.55	83	57106	52.20	ppb		97
42) 2-Chloroethyl vinyl ether	5.83	63	23658	55.10	ppb		99
43) cis-1,3-Dichloropropene	5.98	75	68153	52.93	ppb		98
44) 4-Methyl-2-Pentanone (MIBK	6.12	43	512068	538.69	ppb		99
46) Toluene	6.30	92	101558	51.82	ppb		97
47) trans-1,3-Dichloropropene	6.48	75	58137	53.22	ppb		99

(#) = qualifier out of range (m) = manual integration

Quantitation Report (QT Reviewed)

Data File : C:\HPCHEM\1\DATA\2013\032113\V2899.D Vial: 15
Acq On : 21 Mar 2013 3:09 pm Operator: MCH
Sample : ICV-01 *1* Inst : GC/MS A15
Misc : 5ML,50PPB,03/21/13,MCH,10:38 Multiplr: 1.00
MS Integration Params: RTEINT.P
Quant Time: Mar 22 10:01 2013 Quant Results File: 032113.RES

Quant Method : C:\HPCHEM\1\METHODS\032113.M (RTE Integrator)
Title : 8260
Last Update : Fri Mar 22 09:59:46 2013
Response via : Initial Calibration
DataAcq Meth : VSTDJ

	Compound	R.T.	QIon	Response	Conc	Unit		Qvalue
48)	Ethyl Methacrylate	6.55	69	102878	55.44	ppb		98
49)	1,1,2-Trichloroethane	6.65	97	31640	51.36	ppb		100
50)	2-Hexanone (MBK)	6.85	43	382216	537.76	ppb		99
52)	1-Chlorohexane	7.46	91	123780	50.16	ppb		98
53)	Tetrachloroethene	6.79	164	26874	50.17	ppb		99
54)	1,3-Dichloropropane	6.79	76	60856	51.96	ppb		98
55)	Chlorodibromomethane	6.99	129	33491	52.81	ppb		99
56)	1,2-Dibromoethane	7.09	107	33190	52.09	ppb		100
57)	Chlorobenzene	7.50	112	101955	51.16	ppb		99
58)	Ethylbenzene	7.58	91	188035	51.47	ppb		99
59)	1,1,1,2-Tetrachloroethane	7.56	131	32282	51.40	ppb		98
60)	m,p-Xylene	7.67	106	140073	103.75	ppb		100
61)	o-Xylene	7.99	106	69761	52.43	ppb		99
62)	Styrene	7.99	104	121986	53.96	ppb		96
63)	Bromoform	8.14	173	21918	53.57	ppb		96
65)	Isopropylbenzene (Cumene)	8.26	105	183518	51.69	ppb		100
67)	Bromobenzene	8.51	156	34711	50.33	ppb		90
68)	1,1,2,2-Tetrachloroethane	8.47	83	43544	49.14	ppb		99
69)	trans-1,4-Dichloro-2-buten	8.52	53	28937	52.84	ppb	#	75
70)	1,2,3-Trichloropropane	8.52	75	70004	52.97	ppb		82
71)	n-Propylbenzene	8.57	91	220699	51.10	ppb		98
72)	2-Chlorotoluene	8.64	91	126703	50.90	ppb		99
73)	4-Chlorotoluene	8.72	91	146770	50.83	ppb		99
74)	1,3,5-Trimethylbenzene	8.69	105	140905	50.83	ppb		99
75)	tert-Butylbenzene	8.94	119	125732	50.68	ppb		97
76)	1,2,4-Trimethylbenzene	8.97	105	141895	50.77	ppb		97
77)	sec-Butylbenzene	9.09	105	199575	51.28	ppb		100
78)	1,3-Dichlorobenzene	9.18	146	64426	51.22	ppb		99
79)	p-Isopropyltoluene (p-Cyme	9.19	119	139575	51.28	ppb		99
80)	1,4-Dichlorobenzene	9.24	146	64608	49.63	ppb		98
81)	n-Butylbenzene	9.47	91	159069	52.23	ppb		98
82)	1,2-Dichlorobenzene	9.50	146	57590	49.68	ppb		99
83)	1,2-Dibromo-3-chloropropan	10.03	75	5841	47.40	ppb		97
84)	1,3,5-Trichlorobenzene	10.18	180	43159	49.71	ppb		99
85)	1,2,4-Trichlorobenzene	10.65	180	33272	50.04	ppb		95
86)	Hexachlorobutadiene	10.77	225	15315	46.22	ppb		97
87)	Naphthalene	10.86	128	62712	52.81	ppb		99
88)	1,2,3-Trichlorobenzene	11.06	180	25949	49.39	ppb		95

(#) = qualifier out of range (m) = manual integration

Quantitation Report

Data File : C:\HPCHEM\1\DATA\2013\032113\V2899.D Vial: 15
Acq On : 21 Mar 2013 3:09 pm Operator: MCH
Sample : ICV-01 *1* Inst : GC/MS A15
Misc : 5ML,50PPB,03/21/13,MCH,10:38 Multiplr: 1.00
MS Integration Params: RTEINT.P
Quant Time: Mar 22 10:01 2013 Quant Results File: 032113.RES

Method : C:\HPCHEM\1\METHODS\032113.M (RTE Integrator)
Title : 8260
Last Update : Fri Mar 22 09:59:46 2013
Response via : Initial Calibration

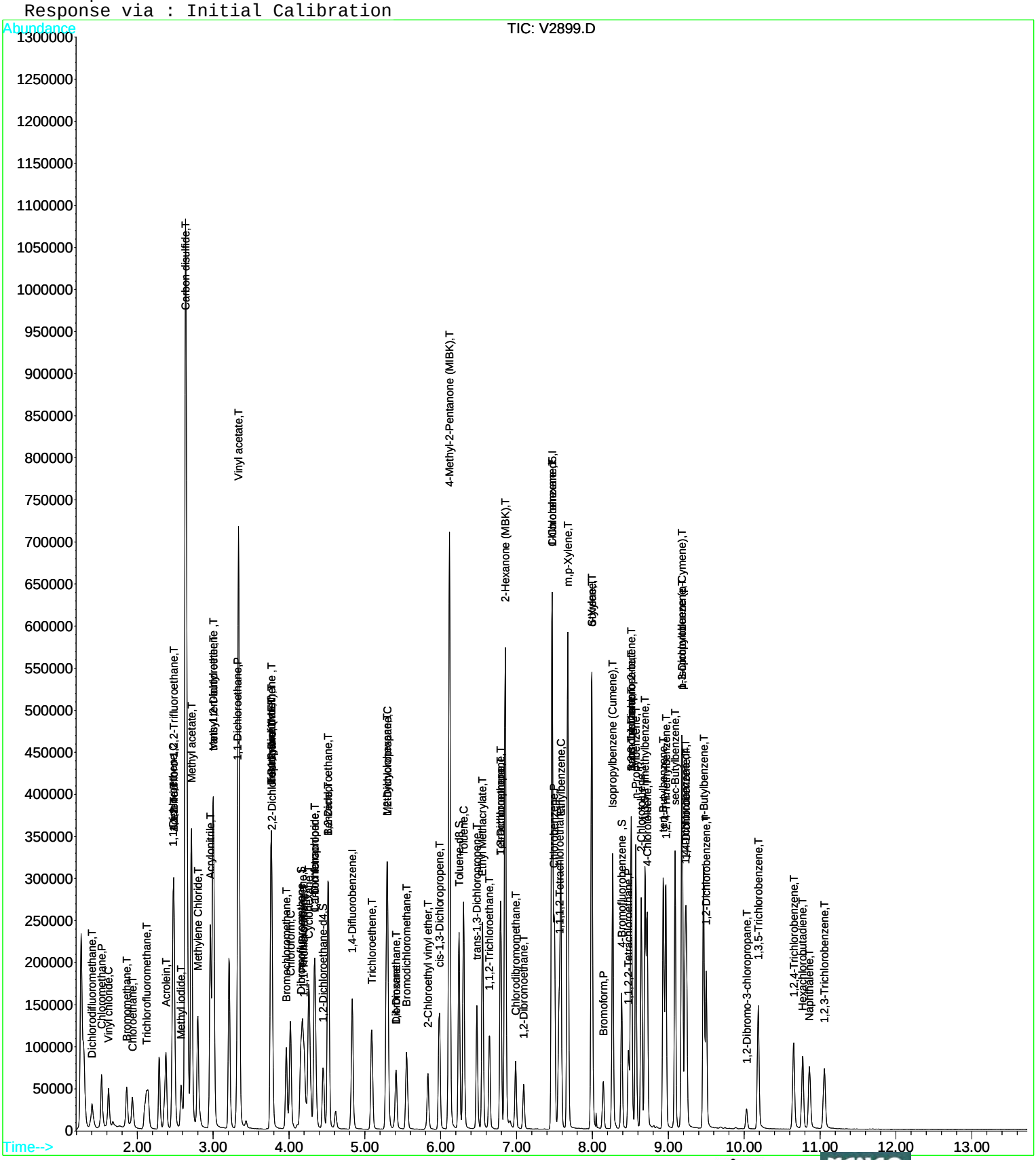

Evaluate Continuing Calibration Report

Data File : C:\HPCHEM\1\DATA\2013\032113\V2899.D Vial: 15
Acq On : 21 Mar 2013 3:09 pm Operator: MCH
Sample : ICV-01 *1* Inst : GC/MS A15
Misc : 5ML,50PPB,03/21/13,MCH,10:38 Multiplr: 1.00
MS Integration Params: RTEINT.P

Method : C:\HPCHEM\1\METHODS\032113.M (RTE Integrator)
Title : 8260
Last Update : Fri Mar 22 09:59:46 2013
Response via : Multiple Level Calibration

Min. RRF : 0.000 Min. Rel. Area : 50% Max. R.T. Dev 0.50min
Max. RRF Dev : 20% Max. Rel. Area : 200%

		Compound	Amount	Calc.	%Dev	Area%	Dev(min)
1	I	Pentafluorobenzene	50.000	50.000	0.0	104	0.00
2	T	Dichlorodifluoromethane	50.000	49.192	1.6	106	0.00
3	P	Chloromethane	50.000	51.942	-3.9	115	0.00
4	C	Vinyl chloride	50.000	51.066	-2.1	109	0.00
5	T	Bromomethane	50.000	48.098	3.8	109	0.00
6	T	Chloroethane	50.000	53.135	-6.3	110	0.00
7	T	Trichlorofluoromethane	50.000	49.621	0.8	103	0.00
8	C	1,1-Dichloroethene	50.000	51.129	-2.3	105	0.00
9	T	1,1,2-Trichloro-1,2,2-Trifl	50.000	49.820	0.4	105	0.00
10	T	Acrolein	500.000	525.465	-5.1	114	0.00
11	T	Acetone	500.000	505.970	-1.2	113	0.00
12	T	Methyl iodide	50.000	52.112	-4.2	109	0.00
13	T	Carbon disulfide	500.000	513.593	-2.7	107	0.00
14	T	Methyl acetate	500.000	549.250	-9.8	119	0.00
15	T	Methylene Chloride	50.000	49.235	1.5	110	0.00
16	T	Methyl tert-butyl ether	100.000	109.584	-9.6	115	0.00
17	T	Acrylonitrile	500.000	553.066	-10.6	118	0.00
18	T	trans-1,2-Dichloroethene	50.000	51.763	-3.5	109	0.00
19	P	1,1-Dichloroethane	50.000	51.585	-3.2	108	0.00
20	T	Vinyl acetate	500.000	497.452	0.5	109	0.00
21	T	2-Butanone (MEK)	500.000	540.450	-8.1	117	0.00
22	T	cis-1,2-Dichloroethene	50.000	52.555	-5.1	109	0.00
23	T	2,2-Dichloropropane	50.000	47.668	4.7	98	0.00
24	T	Bromochloromethane	50.000	52.169	-4.3	109	0.00
25	C	Chloroform	50.000	51.370	-2.7	107	0.00
26	T	Tetrahydrofuran	50.000	51.305	-2.6	113	0.00
27	T	1,1,1-Trichloroethane	50.000	50.136	-0.3	103	0.00
28	S	Dibromofluoromethane	50.000	51.780	-3.6	108	0.00
29	S	1,2-Dichloroethane-d4	50.000	52.991	-6.0	115	0.00
30	I	1,4-Difluorobenzene	50.000	50.000	0.0	106	0.00
31	T	Carbon tetrachloride	50.000	48.829	2.3	103	0.00
32	T	Cyclohexane	50.000	50.240	-0.5	108	0.00
33	T	1,1-Dichloropropene	50.000	50.455	-0.9	106	0.00
34	T	Benzene	50.000	51.473	-2.9	108	0.00
35	T	1,2-Dichloroethane	50.000	50.164	-0.3	108	0.00
36	T	Trichloroethene	50.000	50.689	-1.4	105	0.00
37	T	Methylcyclohexane	50.000	51.531	-3.1	107	0.00
38	C	1,2-Dichloropropane	50.000	51.754	-3.5	110	0.00
39		1,4-Dioxane	500.000	498.665	0.3	111	0.00
40	T	Dibromomethane	50.000	51.469	-2.9	109	0.00
41	T	Bromodichloromethane	50.000	52.196	-4.4	110	0.00
42	T	2-Chloroethyl vinyl ether	50.000	55.096	-10.2	116	0.00
43	T	cis-1,3-Dichloropropene	50.000	52.935	-5.9	110	0.00
44	T	4-Methyl-2-Pentanone (MIBK)	500.000	538.692	-7.7	116	0.00
45	S	Toluene-d8	50.000	51.262	-2.5	108	0.00
46	C	Toluene	50.000	51.815	-3.6	108	0.00
47	T	trans-1,3-Dichloropropene	50.000	53.222	-6.4	110	0.00
48	T	Ethyl Methacrylate	50.000	55.438	-10.9	116	0.00
49	T	1,1,2-Trichloroethane	50.000	51.359	-2.7	113	0.00
50	T	2-Hexanone (MBK)	500.000	537.756	-7.6	114	0.00
51	I	Chlorobenzene-d5	50.000	50.000	0.0	107	0.00
52	T	1-Chlorohexane	50.000	50.162	-0.3	106	0.00
53	T	Tetrachloroethene	50.000	50.173	-0.3	105	0.00
54	T	1,3-Dichloropropane	50.000	51.962	-3.9	112	0.00
55	T	Chlorodibromomethane	50.000	52.809	-5.6	112	0.00

(#) = Out of Range

Evaluate Continuing Calibration Report

Data File : C:\HPCHEM\1\DATA\2013\032113\V2899.D Vial: 15
Acq On : 21 Mar 2013 3:09 pm Operator: MCH
Sample : ICV-01 *1* Inst : GC/MS A15
Misc : 5ML,50PPB,03/21/13,MCH,10:38 Multiplr: 1.00
MS Integration Params: RTEINT.P

Method : C:\HPCHEM\1\METHODS\032113.M (RTE Integrator)
Title : 8260
Last Update : Fri Mar 22 09:59:46 2013
Response via : Multiple Level Calibration

Min. RRF : 0.000 Min. Rel. Area : 50% Max. R.T. Dev 0.50min
Max. RRF Dev : 20% Max. Rel. Area : 200%

		Compound	Amount	Calc.	%Dev	Area%	Dev(min)
56	T	1,2-Dibromoethane	50.000	52.093	-4.2	112	0.00
57	P	Chlorobenzene	50.000	51.161	-2.3	108	0.00
58	C	Ethylbenzene	50.000	51.475	-3.0	108	0.00
59	T	1,1,1,2-Tetrachloroethane	50.000	51.405	-2.8	109	0.00
60	T	m,p-Xylene	100.000	103.751	-3.8	108	0.00
61	T	o-Xylene	50.000	52.426	-4.9	108	0.00
62	T	Styrene	50.000	53.963	-7.9	110	0.00
63	P	Bromoform	50.000	53.574	-7.1	114	0.00
64	I	1,4-Dichlorobenzene-d4	50.000	50.000	0.0	105	0.00
65	T	Isopropylbenzene (Cumene)	50.000	51.685	-3.4	107	0.00
66	S	4-Bromofluorobenzene	50.000	49.464	1.1	107	0.00
67	T	Bromobenzene	50.000	50.334	-0.7	105	0.00
68	P	1,1,2,2-Tetrachloroethane	50.000	49.139	1.7	109	0.00
69	T	trans-1,4-Dichloro-2-butene	50.000	52.837	-5.7	112	0.00
70	T	1,2,3-Trichloropropane	50.000	52.975	-6.0	113	0.00
71	T	n-Propylbenzene	50.000	51.099	-2.2	104	0.00
72	T	2-Chlorotoluene	50.000	50.902	-1.8	105	0.00
73	T	4-Chlorotoluene	50.000	50.826	-1.7	106	0.00
74	T	1,3,5-Trimethylbenzene	50.000	50.833	-1.7	104	0.00
75	T	tert-Butylbenzene	50.000	50.684	-1.4	103	0.00
76	T	1,2,4-Trimethylbenzene	50.000	50.772	-1.5	104	0.00
77	T	sec-Butylbenzene	50.000	51.281	-2.6	104	0.00
78	T	1,3-Dichlorobenzene	50.000	51.222	-2.4	107	0.00
79	T	p-Isopropyltoluene (p-Cymen	50.000	51.280	-2.6	104	0.00
80	T	1,4-Dichlorobenzene	50.000	49.627	0.7	106	0.00
81	T	n-Butylbenzene	50.000	52.228	-4.5	103	0.00
82	T	1,2-Dichlorobenzene	50.000	49.680	0.6	104	0.00
83	T	1,2-Dibromo-3-chloropropane	50.000	47.400	5.2	110	0.00
84	T	1,3,5-Trichlorobenzene	50.000	49.713	0.6	101	0.00
85	T	1,2,4-Trichlorobenzene	50.000	50.037	-0.1	102	0.00
86	T	Hexachlorobutadiene	50.000	46.218	7.6	100	0.00
87	T	Naphthalene	50.000	52.813	-5.6	108	0.00
88	T	1,2,3-Trichlorobenzene	50.000	49.392	1.2	104	0.00

Chromium by EPA200.7

Sample Name: IRIS BLANK Acquired: 03/22/2013 13:27:34 Type: Cal
Method: IRIS 2011 Mode: IR Corr. Factor: 1.000000
User: admin BATCH ID: METHOD: ANALYST:
Comment:

Elem	Al3082	Sb2068	As1890	Ba4554R	Be3131R	B_2089	Cd2288	Ca3179	Cr2061
Units	Cts/S	Cts/S	Cts/S	Cts/S	Cts/S	Cts/S	Cts/S	Cts/S	Cts/S
Avg	**.0012**	**.0000**	**.0000**	**.0028**	**.0006**	**.0005**	**-.0006**	**.0029**	**.0002**
Stddev	.0001	.000	.000	.0013	.0010	.0001	.0000	.0015	.0001
%RSD	6.890	215.7	264.5	46.64	177.5	12.09	3.401	50.64	34.54
#1	.0013	.0001	-.0001	.0019	.0017	.0005	-.0006	.0047	.0003
#2	.0012	-.0001	-.0001	.0044	-.0002	.0004	-.0006	.0021	.0001
#3	.0011	-.0001	.0001	.0023	.0002	.0005	-.0006	.0021	.0002

Elem	Co2286A	Cu2230	Fe2599R	Pb2203A	Li6707R	Mg2790R	Mn2939	Mo2020A	Ni2192
Units	Cts/S	Cts/S	Cts/S	Cts/S	Cts/S	Cts/S	Cts/S	Cts/S	Cts/S
Avg	**.0003**	**-.0002**	**.0003**	**.0005**	**-.0016**	**.0008**	**.0000**	**.0003**	**-.0001**
Stddev	.0001	.0000	.0011	.0001	.0024	.0008	.002	.0001	.0001
%RSD	41.21	18.31	318.7	16.29	152.4	103.6	434700.	22.36	112.4
#1	.0002	-.0002	.0015	.0006	-.0041	.0009	.0016	.0003	-.0002
#2	.0005	-.0002	.0000	.0005	-.0010	-.0001	.0000	.0004	-.0001
#3	.0003	-.0003	-.0005	.0004	.0005	.0015	-.0016	.0003	.0000

Elem	K_7664R	Se1960A	Si2519	Ag3382	Na5895R	Sr3464	S_1820A	Tl1908	Sn1899
Units	Cts/S	Cts/S	Cts/S	Cts/S	Cts/S	Cts/S	Cts/S	Cts/S	Cts/S
Avg	**.0045**	**-.0001**	**.0009**	**-.0001**	**-.0547**	**-.0012**	**-.0003**	**-.0005**	**.0000**
Stddev	.0010	.0001	.0018	.0000	.0049	.0008	.0002	.0001	.000
%RSD	22.12	126.8	196.9	42.04	8.947	65.93	79.98	24.50	70.37
#1	.0041	.0000	.0005	-.0001	-.0492	-.0005	.0000	-.0005	-.0001
#2	.0038	-.0001	.0028	-.0001	-.0585	-.0021	-.0004	-.0003	-.0001
#3	.0057	.0000	-.0006	-.0002	-.0564	-.0010	-.0003	-.0005	.0000

Elem	Ti3372	V_2908	Zn2138	P_2149	Bi2230
Units	Cts/S	Cts/S	Cts/S	Cts/S	Cts/S
Avg	**-.0006**	**-.0002**	**.0025**	**.0005**	**.0000**
Stddev	.0008	.0006	.0001	.0001	.000
%RSD	130.5	344.0	3.645	26.91	490.6
#1	-.0001	.0005	.0026	.0006	.0000
#2	-.0016	-.0005	.0024	.0004	.0001
#3	-.0002	-.0005	.0024	.0004	-.0002

Sample Name: IRIS BLANK Acquired: 03/22/2013 13:27:34 Type: Cal
Method: IRIS 2011 Mode: IR Corr. Factor: 1.000000
User: admin BATCH ID: METHOD: ANALYST:
Comment:

Int. Std.	Y_2243A	Y_3600R	Y_3774R
Units	Cts/S	Cts/S	Cts/S
Avg	**370.81**	**1331.1**	**106.67**
Stddev	1.01	2.6	.53
%RSD	.27244	.19463	.49325
#1	371.87	1332.1	107.09
#2	369.86	1333.0	106.08
#3	370.68	1328.1	106.83

Sample Name: IRIS STD 1 Acquired: 03/22/2013 13:33:22 Type: Cal
Method: IRIS 2011 Mode: IR Corr. Factor: 1.000000
User: admin BATCH ID: METHOD: ANALYST:
Comment:

Elem	Al3082	Sb2068	As1890	Ba4554R	Be3131R	B_2089	Cd2288	Ca3179	Cr2061
Units	Cts/S	Cts/S	Cts/S	Cts/S	Cts/S	Cts/S	Cts/S	Cts/S	Cts/S
Avg	**.0032**	**.0006**	**.0001**	**.0154**	**.0069**	**.0047**	**-.0004**	**.0123**	**.0037**
Stddev	.0001	.0000	.0000	.0011	.0008	.0000	.0000	.0004	.0000
%RSD	2.272	6.775	86.60	7.002	11.03	.7703	9.257	3.623	.4051
#1	.0032	.0007	.0001	.0151	.0076	.0048	-.0005	.0123	.0037
#2	.0033	.0006	.0001	.0167	.0061	.0047	-.0004	.0127	.0037
#3	.0033	.0006	.0000	.0146	.0072	.0047	-.0004	.0118	.0037

Elem	Co2286A	Cu2230	Fe2599R	Pb2203A	Li6707R	Mg2790R	Mn2939	Mo2020A	Ni2192
Units	Cts/S	Cts/S	Cts/S	Cts/S	Cts/S	Cts/S	Cts/S	Cts/S	Cts/S
Avg	**.0042**	**.0006**	**.0052**	**.0006**	**.0175**	**.0017**	**.0014**	**.0035**	**.0008**
Stddev	.0000	.0001	.0000	.0000	.0009	.0003	.0011	.0001	.0000
%RSD	.8598	18.22	.1793	7.683	4.967	19.38	77.56	3.654	3.399
#1	.0042	.0004	.0052	.0006	.0174	.0020	.0010	.0035	.0008
#2	.0042	.0006	.0052	.0007	.0167	.0015	.0025	.0036	.0008
#3	.0041	.0006	.0052	.0006	.0185	.0015	.0005	.0034	.0007

Elem	K_7664R	Se1960A	Si2519	Ag3382	Na5895R	Sr3464	S_1820A	Tl1908	Sn1899
Units	Cts/S	Cts/S	Cts/S	Cts/S	Cts/S	Cts/S	Cts/S	Cts/S	Cts/S
Avg	**.0114**	**.0008**	**.0014**	**.0015**	**.0012**	**.0007**	**.0012**	**.0001**	**.0008**
Stddev	.0025	.0001	.0011	.0001	.0046	.0006	.0001	.0001	.0000
%RSD	21.70	14.50	80.62	4.482	385.3	86.61	10.70	47.96	1.881
#1	.0142	.0008	.0015	.0016	-.0041	.0000	.0012	.0001	.0008
#2	.0095	.0008	.0002	.0015	.0036	.0010	.0014	.0002	.0008
#3	.0106	.0010	.0024	.0015	.0041	.0010	.0011	.0001	.0008

Elem	Ti3372	V_2908	Zn2138	P_2149	Bi2230
Units	Cts/S	Cts/S	Cts/S	Cts/S	Cts/S
Avg	**.0012**	**.0003**	**.0376**	**.0006**	**.0002**
Stddev	.0010	.0016	.0001	.0002	.0001
%RSD	83.68	460.3	.3240	32.82	36.83
#1	.0002	.0020	.0378	.0009	.0003
#2	.0012	.0000	.0376	.0005	.0002
#3	.0023	-.0010	.0375	.0006	.0001

Sample Name: IRIS STD 1 Acquired: 03/22/2013 13:33:22 Type: Cal
Method: IRIS 2011 Mode: IR Corr. Factor: 1.000000
User: admin BATCH ID: METHOD: ANALYST:
Comment:

Int. Std.	Y_2243A	Y_3600R	Y_3774R
Units	Cts/S	Cts/S	Cts/S
Avg	**375.87**	**1348.4**	**108.39**
Stddev	.75	4.3	.61
%RSD	.19927	.31658	.56642
#1	375.97	1350.1	108.23
#2	376.56	1343.6	109.06
#3	375.08	1351.6	107.86

Sample Name: IRIS STD 2 Acquired: 03/22/2013 13:39:15 Type: Cal
Method: IRIS 2011 Mode: IR Corr. Factor: 1.000000
User: admin BATCH ID: METHOD: ANALYST:
Comment:

Elem	Al3082	Sb2068	As1890	Ba4554R	Be3131R	B_2089	Cd2288	Ca3179	Cr2061
Units	Cts/S	Cts/S	Cts/S	Cts/S	Cts/S	Cts/S	Cts/S	Cts/S	Cts/S
Avg	**.0095**	**.0028**	**.0004**	**.0519**	**.0247**	**.0178**	**.0000**	**.0330**	**.0144**
Stddev	.0001	.0001	.0001	.0011	.0013	.0007	.000	.0010	.0006
%RSD	1.348	4.183	23.07	2.032	5.174	3.869	272.7	3.053	4.415
#1	.0096	.0027	.0004	.0529	.0253	.0173	.0000	.0319	.0139
#2	.0094	.0030	.0004	.0508	.0256	.0185	.0000	.0333	.0151
#3	.0094	.0028	.0003	.0521	.0232	.0174	.0000	.0339	.0142

Elem	Co2286A	Cu2230	Fe2599R	Pb2203A	Li6707R	Mg2790R	Mn2939	Mo2020A	Ni2192
Units	Cts/S	Cts/S	Cts/S	Cts/S	Cts/S	Cts/S	Cts/S	Cts/S	Cts/S
Avg	**.0164**	**.0027**	**.0209**	**.0016**	**.0689**	**.0070**	**.0026**	**.0133**	**.0034**
Stddev	.0005	.0001	.0009	.0000	.0031	.0011	.0005	.0004	.0001
%RSD	2.954	2.736	4.221	2.145	4.562	16.37	20.56	2.966	2.204
#1	.0161	.0027	.0207	.0015	.0667	.0065	.0020	.0131	.0034
#2	.0170	.0027	.0218	.0016	.0725	.0083	.0026	.0137	.0035
#3	.0162	.0026	.0201	.0016	.0676	.0062	.0031	.0131	.0034

Elem	K_7664R	Se1960A	Si2519	Ag3382	Na5895R	Sr3464	S_1820A	Tl1908	Sn1899
Units	Cts/S	Cts/S	Cts/S	Cts/S	Cts/S	Cts/S	Cts/S	Cts/S	Cts/S
Avg	**.0409**	**.0030**	**.0032**	**.0062**	**.1780**	**.0033**	**.0061**	**.0023**	**.0034**
Stddev	.0015	.0001	.0013	.0001	.0029	.0008	.0003	.0002	.0002
%RSD	3.697	4.534	40.28	.8171	1.637	23.92	5.040	6.954	5.120
#1	.0393	.0029	.0017	.0062	.1810	.0030	.0059	.0021	.0033
#2	.0410	.0031	.0039	.0063	.1752	.0026	.0064	.0024	.0036
#3	.0423	.0030	.0040	.0062	.1778	.0041	.0058	.0023	.0034

Elem	Ti3372	V_2908	Zn2138	P_2149	Bi2230
Units	Cts/S	Cts/S	Cts/S	Cts/S	Cts/S
Avg	**.0170**	**.0021**	**.1430**	**.0012**	**.0010**
Stddev	.0005	.0009	.0051	.0002	.0000
%RSD	2.689	43.38	3.579	14.84	1.967
#1	.0174	.0015	.1399	.0014	.0011
#2	.0165	.0016	.1489	.0012	.0010
#3	.0171	.0031	.1402	.0010	.0010

Sample Name: IRIS STD 2 Acquired: 03/22/2013 13:39:15 Type: Cal
Method: IRIS 2011 Mode: IR Corr. Factor: 1.000000
User: admin BATCH ID: METHOD: ANALYST:
Comment:

Int. Std.	Y_2243A	Y_3600R	Y_3774R
Units	Cts/S	Cts/S	Cts/S
Avg	**369.06**	**1344.4**	**107.77**
Stddev	11.66	3.8	1.27
%RSD	3.1586	.28345	1.1791
#1	376.65	1348.6	109.06
#2	355.64	1343.2	106.52
#3	374.90	1341.2	107.73

Sample Name: IRIS STD 3 Acquired: 03/22/2013 13:44:55 Type: Cal
Method: IRIS 2011 Mode: IR Corr. Factor: 1.000000
User: admin BATCH ID: METHOD: ANALYST:
Comment:

Elem	Al3082	Sb2068	As1890	Ba4554R	Be3131R	B_2089	Cd2288	Ca3179	Cr2061
Units	Cts/S	Cts/S	Cts/S	Cts/S	Cts/S	Cts/S	Cts/S	Cts/S	Cts/S
Avg	**.0843**	**.0275**	**.0042**	**.4583**	**.2404**	**.1682**	**.0046**	**.3162**	**.1354**
Stddev	.0002	.0000	.0000	.0036	.0013	.0003	.0000	.0015	.0005
%RSD	.1857	.1485	1.081	.7750	.5582	.1917	.8299	.4711	.3346
#1	.0842	.0275	.0042	.4620	.2416	.1684	.0046	.3180	.1350
#2	.0843	.0276	.0043	.4579	.2390	.1684	.0046	.3153	.1359
#3	.0845	.0275	.0042	.4549	.2406	.1678	.0046	.3155	.1353

Elem	Co2286A	Cu2230	Fe2599R	Pb2203A	Li6707R	Mg2790R	Mn2939	Mo2020A	Ni2192
Units	Cts/S	Cts/S	Cts/S	Cts/S	Cts/S	Cts/S	Cts/S	Cts/S	Cts/S
Avg	**.1544**	**.0287**	**.2050**	**.0111**	**.6961**	**.0559**	**.0361**	**.1256**	**.0327**
Stddev	.0003	.0001	.0015	.0001	.0017	.0004	.0002	.0005	.0001
%RSD	.2174	.2118	.7336	1.203	.2435	.7178	.5434	.4307	.2559
#1	.1540	.0288	.2038	.0111	.6955	.0557	.0361	.1250	.0328
#2	.1545	.0287	.2067	.0109	.6980	.0556	.0362	.1260	.0326
#3	.1546	.0288	.2044	.0112	.6947	.0563	.0358	.1260	.0328

Elem	K_7664R	Se1960A	Si2519	Ag3382	Na5895R	Sr3464	S_1820A	Tl1908	Sn1899
Units	Cts/S	Cts/S	Cts/S	Cts/S	Cts/S	Cts/S	Cts/S	Cts/S	Cts/S
Avg	**.3972**	**.0294**	**.0313**	**.0646**	**2.300**	**.0400**	**.0625**	**.0270**	**.0331**
Stddev	.0025	.0000	.0015	.0001	.002	.0016	.0003	.0001	.0001
%RSD	.6184	.0486	4.865	.1500	.0839	3.933	.5447	.4943	.4205
#1	.3999	.0294	.0302	.0645	2.299	.0418	.0624	.0269	.0329
#2	.3951	.0294	.0330	.0646	2.302	.0393	.0629	.0272	.0331
#3	.3965	.0294	.0307	.0647	2.299	.0389	.0623	.0270	.0332

Elem	Ti3372	V_2908	Zn2138	P_2149	Bi2230
Units	Cts/S	Cts/S	Cts/S	Cts/S	Cts/S
Avg	**.1752**	**.0299**	**1.346**	**.0061**	**.0105**
Stddev	.0008	.0011	.003	.0000	.0001
%RSD	.4405	3.527	.2378	.4869	1.189
#1	.1747	.0294	1.343	.0061	.0106
#2	.1748	.0311	1.350	.0061	.0105
#3	.1761	.0292	1.347	.0061	.0104

Sample Name: IRIS STD 3 Acquired: 03/22/2013 13:44:55 Type: Cal
Method: IRIS 2011 Mode: IR Corr. Factor: 1.000000
User: admin BATCH ID: METHOD: ANALYST:
Comment:

Int. Std.	Y_2243A	Y_3600R	Y_3774R
Units	Cts/S	Cts/S	Cts/S
Avg	**382.22**	**1364.4**	**107.89**
Stddev	.36	1.4	.62
%RSD	.09320	.10405	.57329
#1	381.82	1366.0	107.22
#2	382.51	1363.4	108.44
#3	382.33	1363.8	108.01

Sample Name: IRIS STD 4 Acquired: 03/22/2013 13:50:28 Type: Cal
Method: IRIS 2011 Mode: IR Corr. Factor: 1.000000
User: admin BATCH ID: METHOD: ANALYST:
Comment:

Elem	Al3082	Sb2068	As1890	Ba4554R	Be3131R	B_2089	Cd2288	Ca3179	Cr2061
Units	Cts/S	Cts/S	Cts/S	Cts/S	Cts/S	Cts/S	Cts/S	Cts/S	Cts/S
Avg	**.8342**	**.2743**	**.0427**	**4.556**	**2.301**	**1.617**	**.0504**	**3.098**	**1.289**
Stddev	.0011	.0016	.0003	.012	.006	.005	.0000	.012	.007
%RSD	.1285	.5743	.6758	.2607	.2830	.2858	.0375	.3937	.5274
#1	.8337	.2725	.0424	4.555	2.302	1.612	.0504	3.085	1.281
#2	.8354	.2753	.0429	4.569	2.306	1.617	.0505	3.110	1.291
#3	.8334	.2752	.0429	4.545	2.293	1.621	.0505	3.098	1.294

Elem	Co2286A	Cu2230	Fe2599R	Pb2203A	Li6707R	Mg2790R	Mn2939	Mo2020A	Ni2192
Units	Cts/S	Cts/S	Cts/S	Cts/S	Cts/S	Cts/S	Cts/S	Cts/S	Cts/S
Avg	**1.453**	**.2818**	**1.951**	**.0993**	**6.854**	**.5538**	**.3574**	**1.206**	**.3077**
Stddev	.007	.0013	.007	.0004	.024	.0037	.0017	.005	.0020
%RSD	.4896	.4566	.3777	.4495	.3423	.6671	.4755	.4514	.6498
#1	1.446	.2804	1.959	.0988	6.855	.5497	.3585	1.199	.3055
#2	1.454	.2819	1.950	.0997	6.877	.5551	.3554	1.209	.3080
#3	1.460	.2830	1.944	.0994	6.830	.5567	.3582	1.209	.3095

Elem	K_7664R	Se1960A	Si2519	Ag3382	Na5895R	Sr3464	S_1820A	Tl1908	Sn1899
Units	Cts/S	Cts/S	Cts/S	Cts/S	Cts/S	Cts/S	Cts/S	Cts/S	Cts/S
Avg	**3.985**	**.2911**	**.2999**	**.5947**	**22.43**	**.3906**	**.6385**	**.2584**	**.3162**
Stddev	.042	.0009	.0009	.0028	.00	.0029	.0038	.0019	.0025
%RSD	1.063	.3100	.2903	.4713	.0187	.7476	.5924	.7352	.7823
#1	3.964	.2902	.2990	.5979	22.43	.3918	.6342	.2565	.3141
#2	3.957	.2911	.3000	.5935	22.44	.3928	.6399	.2586	.3154
#3	4.034	.2920	.3007	.5927	22.43	.3873	.6414	.2602	.3189

Elem	Ti3372	V_2908	Zn2138	P_2149	Bi2230
Units	Cts/S	Cts/S	Cts/S	Cts/S	Cts/S
Avg	**1.698**	**.2894**	**12.04**	**.0588**	**.1011**
Stddev	.010	.0028	.06	.0002	.0005
%RSD	.5716	.9676	.5143	.3256	.4515
#1	1.691	.2869	12.00	.0586	.1006
#2	1.709	.2924	12.00	.0589	.1013
#3	1.693	.2889	12.11	.0590	.1015

Sample Name: IRIS STD 4 Acquired: 03/22/2013 13:50:28 Type: Cal
Method: IRIS 2011 Mode: IR Corr. Factor: 1.000000
User: admin BATCH ID: METHOD: ANALYST:
Comment:

Int. Std.	Y_2243A	Y_3600R	Y_3774R
Units	Cts/S	Cts/S	Cts/S
Avg	**367.13**	**1367.0**	**107.15**
Stddev	1.18	22.5	2.63
%RSD	.32058	1.6478	2.4500
#1	366.85	1386.0	109.43
#2	368.43	1372.9	107.74
#3	366.12	1342.1	104.28

Sample Name: ICV Acquired: 03/22/2013 14:01:34 Type: QC
Method: IRIS 2011 Mode: CONC Corr. Factor: 1.000000
User: admin BATCH ID: METHOD: ANALYST:
Comment:

Elem	Al3082	Sb2068	As1890	Ba4554R	Be3131R	B_2089	Cd2288	Ca3179	Cr2061
Units	ppb	ppb	ppb	ppb	ppb	ppb	ppb	ppb	ppb
Avg	**9505.**	**963.6**	**1912.**	**1905.**	**1005.**	**1974.**	**959.5**	**9566.**	**1962.**
Stddev	37.	6.0	11.	2.	3.	15.	6.2	48.	6.
%RSD	.3901	.6214	.5953	.1238	.2536	.7484	.6431	.4966	.3306
Check ?	Chk Pass	Chk Pass	Chk Pass	Chk Pass	Chk Pass	Chk Pass	Chk Pass	Chk Pass	Chk Pass
Value									
Range									

Elem	Co2286A	Cu2230	Fe2599R	Pb2203A	Li6707R	Mg2790R	Mn2939	Mo2020A	Ni2192
Units	ppb	ppb	ppb	ppb	ppb	ppb	ppb	ppb	ppb
Avg	**981.3**	**1933.**	**9834.**	**988.0**	**1925.**	**9504.**	**997.1**	**996.5**	**1004.**
Stddev	3.0	8.	63.	10.9	4.	209.	33.7	6.8	5.
%RSD	.3044	.3987	.6421	1.106	.1857	2.197	3.381	.6871	.5262
Check ?	Chk Pass	Chk Pass	Chk Pass	Chk Pass	Chk Pass	Chk Pass	Chk Pass	Chk Pass	Chk Pass
Value									
Range									

Elem	K_7664R	Se1960A	Si2519	Ag3382	Na5895R	Sr3464	S_1820A	Tl1908	Sn1899
Units	ppb	ppb	ppb	ppb	ppb	ppb	ppb	ppb	ppb
Avg	**9728.**	**950.6**	W **5263.**	**978.8**	**9796.**	**4829.**	W **4584.**	**962.2**	**977.0**
Stddev	114.	1.6	116.	12.1	39.	48.	6.	22.9	3.2
%RSD	1.170	.1700	2.206	1.233	.4016	.9963	.1237	2.376	.3313
Check ?	Chk Pass	Chk Pass	Chk Warn	Chk Pass	Chk Pass	Chk Pass	Chk Warn	Chk Pass	Chk Pass
Value			5000.				5000.		
Range			5.000%				-5.000%		

Elem	Ti3372	V_2908	Zn2138	P_2149	Bi2230
Units	ppb	ppb	ppb	ppb	ppb
Avg	**1952.**	W **914.7**	**2075.**	**965.9**	**988.7**
Stddev	18.	24.6	12.	5.2	8.0
%RSD	.9366	2.688	.5783	.5398	.8057
Check ?	Chk Pass	Chk Warn	Chk Pass	Chk Pass	Chk Pass
Value		1000.			
Range		-5.000%			

Sample Name: ICV Acquired: 03/22/2013 14:01:34 Type: QC
Method: IRIS 2011 Mode: CONC Corr. Factor: 1.000000
User: admin BATCH ID: METHOD: ANALYST:
Comment:

Int. Std.	Y_2243A	Y_3600R	Y_3774R
Units	Cts/S	Cts/S	Cts/S
Avg	**388.56**	**1381.4**	**108.66**
Stddev	1.07	4.9	.58
%RSD	.27570	.35770	.53770

Sample Name: ICB Acquired: 03/22/2013 14:07:03 Type: Unk
Method: IRIS 2011 Mode: CONC Corr. Factor: 1.000000
User: admin BATCH ID: METHOD: ANALYST:
Comment:

Elem	Al3082	Sb2068	As1890	Ba4554R	Be3131R	B_2089	Cd2288	Ca3179	Cr2061
Units	ppb	ppb	ppb	ppb	ppb	ppb	ppb	ppb	ppb
Avg	**3.549**	**3.736**	**2.624**	**.2206**	**-.1519**	**10.04**	**2.458**	**-11.01**	**.0040**
Stddev	2.598	1.002	2.349	.5755	.5093	.67	1.106	12.68	.3331
%RSD	73.21	26.82	89.50	260.9	335.3	6.626	45.02	115.2	8329.

Elem	Co2286A	Cu2230	Fe2599R	Pb2203A	Li6707R	Mg2790R	Mn2939	Mo2020A	Ni2192
Units	ppb	ppb	ppb	ppb	ppb	ppb	ppb	ppb	ppb
Avg	**.3554**	**.4774**	**-27.86**	**-4.495**	**.4387**	**-112.9**	**11.29**	**.7280**	**-.0167**
Stddev	.3037	2.138	31.06	1.752	.9002	252.5	29.88	.4035	.1462
%RSD	85.47	447.9	111.5	38.97	205.2	223.7	264.6	55.43	874.6

Elem	K_7664R	Se1960A	Si2519	Ag3382	Na5895R	Sr3464	S_1820A	Tl1908	Sn1899
Units	ppb	ppb	ppb	ppb	ppb	ppb	ppb	ppb	ppb
Avg	**10.35**	**3.620**	**-347.1**	**8.891**	**-26.58**	**38.11**	**-12.19**	**-.5883**	**2.873**
Stddev	75.89	2.546	673.1	3.603	14.57	29.42	5.66	2.008	2.028
%RSD	733.2	70.33	193.9	40.53	54.82	77.21	46.44	341.3	70.58

Elem	Ti3372	V_2908	Zn2138	P_2149	Bi2230
Units	ppb	ppb	ppb	ppb	ppb
Avg	**-1.267**	**27.95**	**1.974**	**-6.348**	**-3.239**
Stddev	10.52	21.26	.168	2.137	3.397
%RSD	830.0	76.04	8.509	33.66	104.9

Int. Std.	Y_2243A	Y_3600R	Y_3774R
Units	Cts/S	Cts/S	Cts/S
Avg	**383.18**	**1374.3**	**109.96**
Stddev	1.23	4.1	.53
%RSD	.32120	.29817	.48125

Sample Name: PQL Acquired: 03/22/2013 14:12:44 Type: QC
Method: IRIS 2011 Mode: CONC Corr. Factor: 1.000000
User: admin BATCH ID: METHOD: ANALYST:
Comment:

Elem	Al3082	Sb2068	As1890	Ba4554R	Be3131R	B_2089	Cd2288	Ca3179	Cr2061
Units	ppb	ppb	ppb	ppb	ppb	ppb	ppb	ppb	ppb
Avg	**205.6**	**21.11**	**11.09**	**11.58**	**4.180**	**59.90**	**6.046**	**200.2**	**10.71**
Stddev	11.1	1.03	10.62	.37	.933	.61	.526	22.4	.34
%RSD	5.403	4.871	95.77	3.180	22.33	1.012	8.699	11.18	3.172
Check ?	Chk Pass	Chk Pass	Chk Pass	Chk Pass	Chk Pass	Chk Pass	Chk Pass	Chk Pass	Chk Pass
Value									
Range									

Elem	Co2286A	Cu2230	Fe2599R	Pb2203A	Li6707R	Mg2790R	Mn2939	Mo2020A	Ni2192
Units	ppb	ppb	ppb	ppb	ppb	ppb	ppb	ppb	ppb
Avg	**10.54**	**19.65**	**229.1**	**8.060**	**18.52**	**208.2**	**15.20**	**10.70**	**11.97**
Stddev	.55	1.58	32.2	5.733	.98	110.1	23.76	.54	.55
%RSD	5.170	8.031	14.05	71.12	5.300	52.88	156.3	5.037	4.583
Check ?	Chk Pass	Chk Pass	Chk Pass	Chk Pass	Chk Pass	Chk Pass	Chk Pass	Chk Pass	Chk Pass
Value									
Range									

Elem	K_7664R	Se1960A	Si2519	Ag3382	Na5895R	Sr3464	S_1820A	Tl1908	Sn1899
Units	ppb	ppb	ppb	ppb	ppb	ppb	ppb	ppb	ppb
Avg	**543.2**	**33.95**	**429.3**	**24.75**	**493.2**	**17.66**	**96.51**	**20.77**	**21.26**
Stddev	52.3	.79	1432.	1.51	31.6	46.57	9.13	1.57	1.73
%RSD	9.631	2.339	333.6	6.090	6.398	263.7	9.466	7.559	8.147
Check ?	Chk Pass	Chk Pass	Chk Pass	Chk Pass	Chk Pass	Chk Pass	Chk Pass	Chk Pass	Chk Pass
Value									
Range									

Elem	Ti3372	V_2908	Zn2138	P_2149	Bi2230
Units	ppb	ppb	ppb	ppb	ppb
Avg	**21.20**	**23.56**	**36.32**	**9.676**	**8.027**
Stddev	18.19	8.13	.08	12.37	3.310
%RSD	85.82	34.48	.2173	127.9	41.24
Check ?	Chk Pass	Chk Pass	Chk Pass	Chk Pass	Chk Pass
Value					
Range					

Sample Name: PQL Acquired: 03/22/2013 14:12:44 Type: QC
Method: IRIS 2011 Mode: CONC Corr. Factor: 1.000000
User: admin BATCH ID: METHOD: ANALYST:
Comment:

Int. Std.	Y_2243A	Y_3600R	Y_3774R
Units	Cts/S	Cts/S	Cts/S
Avg	**381.99**	**1362.0**	**108.61**
Stddev	4.39	4.9	.29
%RSD	1.1492	.36231	.26432

Sample Name: ICSA Acquired: 03/22/2013 14:18:25 Type: Unk
Method: IRIS 2011 Mode: CONC Corr. Factor: 1.000000
User: admin BATCH ID: METHOD: ANALYST:
Comment:

Elem	Al3082	Sb2068	As1890	Ba4554R	Be3131R	B_2089	Cd2288	Ca3179
Units	ppb	ppb	ppb	ppb	ppb	ppb	ppb	ppb
Avg	**474400.**	**6.101**	**-6.756**	**1.342**	**.1951**	**2.625**	**-.0817**	**476600.**
Stddev	1489.	.985	9.807	1.950	.5424	1.569	1.581	676.
%RSD	.3139	16.14	145.2	145.3	278.0	59.76	1936.	.1418

Elem	Cr2061	Co2286A	Cu2230	Fe2599R	Pb2203A	Li6707R	Mg2790R	Mn2939
Units	ppb	ppb	ppb	ppb	ppb	ppb	ppb	ppb
Avg	**.7037**	**1.853**	**.5810**	**193000.**	**-8.509**	**8.271**	**506600.**	**11.78**
Stddev	.4579	.533	2.409	596.	5.633	3.581	2062.	11.75
%RSD	65.07	28.75	414.6	.3088	66.20	43.30	.4070	99.79

Elem	Mo2020A	Ni2192	K_7664R	Se1960A	Si2519	Ag3382	Na5895R	Sr3464
Units	ppb	ppb	ppb	ppb	ppb	ppb	ppb	ppb
Avg	**-.2943**	**-7.580**	**78.91**	**-5.212**	**-129.0**	**2.274**	**-25.04**	**-2.365**
Stddev	.2697	1.405	136.2	4.875	572.0	1.571	29.69	48.53
%RSD	91.66	18.53	172.6	93.54	443.5	69.09	118.5	2052.

Elem	S_1820A	Tl1908	Sn1899	Ti3372	V_2908	Zn2138	P_2149	Bi2230
Units	ppb	ppb	ppb	ppb	ppb	ppb	ppb	ppb
Avg	**-39.10**	**-.6429**	**4.564**	**-10.11**	**-9.475**	**2.522**	**2.620**	**6.898**
Stddev	4.60	2.549	2.495	9.37	24.99	.333	10.34	7.537
%RSD	11.77	396.4	54.67	92.68	263.8	13.19	394.4	109.3

Int. Std.	Y_2243A	Y_3600R	Y_3774R
Units	Cts/S	Cts/S	Cts/S
Avg	**338.98**	**1306.7**	**105.57**
Stddev	1.23	3.6	1.28
%RSD	.36365	.27449	1.2167

Sample Name: ICSAB Acquired: 03/22/2013 14:24:14 Type: Unk
Method: IRIS 2011 Mode: CONC Corr. Factor: 1.000000
User: admin BATCH ID: METHOD: ANALYST:
Comment:

Elem	Al3082	Sb2068	As1890	Ba4554R	Be3131R	B_2089	Cd2288	Ca3179
Units	ppb	ppb	ppb	ppb	ppb	ppb	ppb	ppb
Avg	**466200.**	**504.0**	**503.0**	**482.3**	**502.0**	**998.8**	**1002.**	**469300.**
Stddev	814.	7.2	2.0	2.1	1.8	1.3	5.	882.
%RSD	.1746	1.428	.3900	.4361	.3580	.1304	.5123	.1879

Elem	Cr2061	Co2286A	Cu2230	Fe2599R	Pb2203A	Li6707R	Mg2790R	Mn2939
Units	ppb	ppb	ppb	ppb	ppb	ppb	ppb	ppb
Avg	**489.0**	**470.8**	**494.1**	**190800.**	**945.4**	**1011.**	**499000.**	**461.1**
Stddev	.9	1.7	2.7	715.	4.6	5.	174.	38.7
%RSD	.1843	.3648	.5410	.3745	.4900	.4956	.0348	8.390

Elem	Mo2020A	Ni2192	K_7664R	Se1960A	Si2519	Ag3382	Na5895R	Sr3464
Units	ppb	ppb	ppb	ppb	ppb	ppb	ppb	ppb
Avg	**486.0**	**923.4**	**5241.**	**481.5**	**1106.**	**1004.**	**5123.**	**454.0**
Stddev	1.0	4.7	243.	6.3	646.	3.	35.	41.2
%RSD	.2134	.5038	4.627	1.318	58.43	.3114	.6799	9.067

Elem	S_1820A	Tl1908	Sn1899	Ti3372	V_2908	Zn2138	P_2149	Bi2230
Units	ppb	ppb	ppb	ppb	ppb	ppb	ppb	ppb
Avg	**4980.**	**455.3**	**485.1**	**499.8**	**494.7**	**1103.**	**932.6**	**1028.**
Stddev	13.	5.0	2.0	8.0	8.5	5.	11.7	8.
%RSD	.2526	1.107	.4115	1.594	1.711	.4398	1.255	.7600

Int. Std.	Y_2243A	Y_3600R	Y_3774R
Units	Cts/S	Cts/S	Cts/S
Avg	**343.52**	**1301.8**	**103.95**
Stddev	1.43	2.9	.56
%RSD	.41572	.22141	.53796

Sample Name: CCV 1 Acquired: 03/22/2013 14:35:40 Type: QC
Method: IRIS 2011 Mode: CONC Corr. Factor: 1.000000
User: admin BATCH ID: METHOD: ANALYST:
Comment:

Elem	Al3082	Sb2068	As1890	Ba4554R	Be3131R	B_2089	Cd2288	Ca3179	Cr2061
Units	ppb	ppb	ppb	ppb	ppb	ppb	ppb	ppb	ppb
Avg	W **9419.**	**961.3**	**1920.**	**1906.**	**1008.**	**1998.**	**952.0**	**9577.**	**1970.**
Stddev	12.	8.4	15.	6.	1.	12.	2.7	93.	11.
%RSD	.1275	.8687	.8023	.2892	.0889	.6169	.2833	.9737	.5407
Check ?	Chk Warn	Chk Pass	Chk Pass	Chk Pass	Chk Pass	Chk Pass	Chk Pass	Chk Pass	Chk Pass
Value	10000.								
Range	-5.000%								

Elem	Co2286A	Cu2230	Fe2599R	Pb2203A	Li6707R	Mg2790R	Mn2939	Mo2020A	Ni2192
Units	ppb	ppb	ppb	ppb	ppb	ppb	ppb	ppb	ppb
Avg	**989.6**	**1939.**	**9786.**	**991.1**	**1935.**	W **9426.**	**1017.**	**1007.**	**1017.**
Stddev	7.7	4.	136.	8.0	9.	32.	22.	4.	4.
%RSD	.7815	.1886	1.384	.8060	.4848	.3386	2.161	.3968	.3509
Check ?	Chk Pass	Chk Pass	Chk Pass	Chk Pass	Chk Pass	Chk Warn	Chk Pass	Chk Pass	Chk Pass
Value						10000.			
Range						-5.000%			

Elem	K_7664R	Se1960A	Si2519	Ag3382	Na5895R	Sr3464	S_1820A	Tl1908	Sn1899
Units	ppb	ppb	ppb	ppb	ppb	ppb	ppb	ppb	ppb
Avg	**9785.**	**958.8**	**4946.**	**959.5**	**9805.**	**4808.**	W **4572.**	**963.8**	**984.7**
Stddev	118.	2.0	197.	3.6	37.	42.	24.	15.7	1.6
%RSD	1.205	.2130	3.986	.3770	.3784	.8647	.5230	1.624	.1674
Check ?	Chk Pass	Chk Pass	Chk Pass	Chk Pass	Chk Pass	Chk Pass	Chk Warn	Chk Pass	Chk Pass
Value							5000.		
Range							-5.000%		

Elem	Ti3372	V_2908	Zn2138	P_2149	Bi2230
Units	ppb	ppb	ppb	ppb	ppb
Avg	**1931.**	W **938.9**	W **2101.**	**970.0**	**988.8**
Stddev	12.	39.6	9.	14.9	5.1
%RSD	.6216	4.215	.4507	1.541	.5158
Check ?	Chk Pass	Chk Warn	Chk Warn	Chk Pass	Chk Pass
Value		1000.	2000.		
Range		-5.000%	5.000%		

Sample Name: CCV 1 Acquired: 03/22/2013 14:35:40 Type: QC
Method: IRIS 2011 Mode: CONC Corr. Factor: 1.000000
User: admin BATCH ID: METHOD: ANALYST:
Comment:

Int. Std.	Y_2243A	Y_3600R	Y_3774R
Units	Cts/S	Cts/S	Cts/S
Avg	**384.49**	**1377.7**	**106.90**
Stddev	5.03	4.0	.60
%RSD	1.3087	.29003	.56226

Sample Name: CCB 1 Acquired: 03/22/2013 14:41:12 Type: Unk
Method: IRIS 2011 Mode: CONC Corr. Factor: 1.000000
User: admin BATCH ID: METHOD: ANALYST:
Comment:

Elem	Al3082	Sb2068	As1890	Ba4554R	Be3131R	B_2089	Cd2288	Ca3179	Cr2061
Units	ppb	ppb	ppb	ppb	ppb	ppb	ppb	ppb	ppb
Avg	**-4.556**	**.1988**	**-3.789**	**.7695**	**-.4453**	**5.624**	**2.240**	**-9.476**	**-.0201**
Stddev	7.098	.8046	5.537	1.829	1.035	1.291	.743	47.87	.2832
%RSD	155.8	404.7	146.1	237.7	232.5	22.96	33.16	505.1	1412.

Elem	Co2286A	Cu2230	Fe2599R	Pb2203A	Li6707R	Mg2790R	Mn2939	Mo2020A	Ni2192
Units	ppb	ppb	ppb	ppb	ppb	ppb	ppb	ppb	ppb
Avg	**-.0221**	**-.6801**	**-22.30**	**-5.107**	**.0107**	**-86.23**	**-3.857**	**.6514**	**.7121**
Stddev	.1589	3.734	62.15	2.396	2.097	110.9	24.00	.1166	1.579
%RSD	720.5	549.1	278.7	46.92	19640.	128.6	622.1	17.89	221.7

Elem	K_7664R	Se1960A	Si2519	Ag3382	Na5895R	Sr3464	S_1820A	Tl1908	Sn1899
Units	ppb	ppb	ppb	ppb	ppb	ppb	ppb	ppb	ppb
Avg	**36.95**	**2.432**	**-600.0**	**2.244**	**-76.53**	**-24.10**	**-12.48**	**.0522**	**1.494**
Stddev	126.8	2.344	282.5	.671	8.35	5.99	3.76	4.877	.751
%RSD	343.2	96.40	47.08	29.90	10.91	24.83	30.12	9337.	50.28

Elem	Ti3372	V_2908	Zn2138	P_2149	Bi2230
Units	ppb	ppb	ppb	ppb	ppb
Avg	**-11.30**	**9.547**	**-.4833**	**6.098**	**-.8037**
Stddev	4.01	8.196	.1689	13.22	1.787
%RSD	35.48	85.84	34.94	216.8	222.3

Int. Std.	Y_2243A	Y_3600R	Y_3774R
Units	Cts/S	Cts/S	Cts/S
Avg	**378.99**	**1362.7**	**107.51**
Stddev	1.22	7.0	.16
%RSD	.32219	.51462	.14626

Sample Name: 635495-1-BLK Acquired: 03/22/2013 14:46:55 Type: Unk
Method: IRIS 2011 Mode: CONC Corr. Factor: 1.000000
User: admin BATCH ID: 635495 METHOD: 6010 ANALYST: MK
Comment:

Elem	Al3082	Sb2068	As1890	Ba4554R	Be3131R	B_2089	Cd2288	Ca3179	Cr2061
Units	ppb	ppb	ppb	ppb	ppb	ppb	ppb	ppb	ppb
Avg	**-6.679**	**1.023**	**.8588**	**.4893**	**-.0689**	**4.453**	**2.061**	**-18.95**	**-.0044**
Stddev	2.210	2.073	4.471	1.220	.1905	.300	.720	20.16	.2560
%RSD	33.09	202.7	520.6	249.3	276.4	6.731	34.94	106.4	5840.

Elem	Co2286A	Cu2230	Fe2599R	Pb2203A	Li6707R	Mg2790R	Mn2939	Mo2020A	Ni2192
Units	ppb	ppb	ppb	ppb	ppb	ppb	ppb	ppb	ppb
Avg	**.0490**	**1.116**	**7.841**	**-2.326**	**1.918**	**-145.1**	**-3.842**	**-.3630**	**-.4347**
Stddev	.0245	1.180	3.555	3.409	6.369	306.7	23.71	.1960	.7450
%RSD	50.05	105.8	45.34	146.5	332.0	211.4	617.1	53.99	171.4

Elem	K_7664R	Se1960A	Si2519	Ag3382	Na5895R	Sr3464	S_1820A	Tl1908	Sn1899
Units	ppb	ppb	ppb	ppb	ppb	ppb	ppb	ppb	ppb
Avg	**29.83**	**2.546**	**-52.66**	**-1.114**	**-67.12**	**10.83**	**-11.39**	**-3.330**	**-1.080**
Stddev	288.7	2.343	133.3	2.038	48.29	5.90	8.46	2.755	1.269
%RSD	967.9	92.03	253.1	182.9	71.95	54.53	74.27	82.72	117.5

Elem	Ti3372	V_2908	Zn2138	P_2149	Bi2230
Units	ppb	ppb	ppb	ppb	ppb
Avg	**3.714**	**-13.93**	**2.019**	**247.6**	**3.983**
Stddev	5.015	21.52	.247	7.0	1.438
%RSD	135.1	154.4	12.25	2.812	36.11

Int. Std.	Y_2243A	Y_3600R	Y_3774R
Units	Cts/S	Cts/S	Cts/S
Avg	**386.32**	**1375.5**	**108.79**
Stddev	3.06	3.3	.28
%RSD	.79267	.23981	.25942

Sample Name: 635495-1-BKS Acquired: 03/22/2013 14:52:35 Type: QC
Method: IRIS 2011 Mode: CONC Corr. Factor: 1.000000
User: admin BATCH ID: 635495 METHOD: 6010 ANALYST: MK
Comment:

Elem	Al3082	Sb2068	As1890	Ba4554R	Be3131R	B_2089	Cd2288	Ca3179	Cr2061
Units	ppb	ppb	ppb	ppb	ppb	ppb	ppb	ppb	ppb
Avg	**4932.**	**1000.**	**989.5**	**966.2**	**1033.**	**1061.**	**970.7**	**24420.**	**995.6**
Stddev	29.	2.	6.7	2.3	2.	5.	3.5	60.	1.5
%RSD	.5900	.1680	.6752	.2331	.1563	.4913	.3589	.2460	.1501
Check ?	Chk Pass	Chk Pass	Chk Pass	Chk Pass	Chk Pass	Chk Pass	Chk Pass	Chk Pass	Chk Pass
Value									
Range									

Elem	Co2286A	Cu2230	Fe2599R	Pb2203A	Li6707R	Mg2790R	Mn2939	Mo2020A	Ni2192
Units	ppb	ppb	ppb	ppb	ppb	ppb	ppb	ppb	ppb
Avg	**993.0**	**1000.**	**4967.**	**1006.**	**966.8**	**24780.**	**980.1**	**1008.**	**1014.**
Stddev	1.4	5.	18.	7.	6.0	87.	53.2	3.	2.
%RSD	.1450	.4821	.3524	.6936	.6214	.3514	5.426	.3224	.2003
Check ?	Chk Pass	Chk Pass	Chk Pass	Chk Pass	Chk Pass	Chk Pass	Chk Pass	Chk Pass	Chk Pass
Value									
Range									

Elem	K_7664R	Se1960A	Si2519	Ag3382	Na5895R	Sr3464	S_1820A	Tl1908	Sn1899
Units	ppb	ppb	ppb	ppb	ppb	ppb	ppb	ppb	ppb
Avg	**9972.**	**1023.**	**9579.**	**486.3**	**25180.**	**985.9**	**4929.**	**989.3**	**1002.**
Stddev	115.	5.	789.	4.3	134.	7.3	24.	33.1	3.
%RSD	1.157	.4507	8.234	.8749	.5320	.7385	.4806	3.341	.2732
Check ?	Chk Pass	Chk Pass	Chk Pass	Chk Pass	Chk Pass	Chk Pass	Chk Pass	Chk Pass	Chk Pass
Value									
Range									

Elem	Ti3372	V_2908	Zn2138	P_2149	Bi2230
Units	ppb	ppb	ppb	ppb	ppb
Avg	**968.4**	**929.4**	**1095.**	F **1254.**	**1010.**
Stddev	8.9	23.4	4.	9.	2.
%RSD	.9179	2.520	.3973	.6941	.1672
Check ?	Chk Pass	Chk Pass	Chk Pass	Chk Fail	Chk Pass
Value				1000.	
Range				20.00%	

Sample Name: 635495-1-BKS Acquired: 03/22/2013 14:52:35 Type: QC
Method: IRIS 2011 Mode: CONC Corr. Factor: 1.000000
User: admin BATCH ID: 635495 METHOD: 6010 ANALYST: MK
Comment:

Int. Std.	Y_2243A	Y_3600R	Y_3774R
Units	Cts/S	Cts/S	Cts/S
Avg	**394.58**	**1409.9**	**109.53**
Stddev	.41	3.7	.71
%RSD	.10359	.26389	.64453

Sample Name: 635495-1-BSD Acquired: 03/22/2013 14:58:05 Type: QC
Method: IRIS 2011 Mode: CONC Corr. Factor: 1.000000
User: admin BATCH ID: 635495 METHOD: 6010 ANALYST: MK
Comment:

Elem	Al3082	Sb2068	As1890	Ba4554R	Be3131R	B_2089	Cd2288	Ca3179	Cr2061
Units	ppb	ppb	ppb	ppb	ppb	ppb	ppb	ppb	ppb
Avg	**4897.**	**993.5**	**993.1**	**959.1**	**1025.**	**1053.**	**963.6**	**24170.**	**993.8**
Stddev	18.	8.0	3.0	4.7	2.	6.	2.0	23.	4.5
%RSD	.3723	.8080	.2975	.4950	.2283	.5443	.2023	.0955	.4496
Check ?	Chk Pass	Chk Pass	Chk Pass	Chk Pass	Chk Pass	Chk Pass	Chk Pass	Chk Pass	Chk Pass
Value									
Range									

Elem	Co2286A	Cu2230	Fe2599R	Pb2203A	Li6707R	Mg2790R	Mn2939	Mo2020A	Ni2192
Units	ppb	ppb	ppb	ppb	ppb	ppb	ppb	ppb	ppb
Avg	**988.9**	**988.3**	**4892.**	**1014.**	**956.9**	**24530.**	**982.7**	**1001.**	**1006.**
Stddev	5.5	9.2	24.	8.	3.1	318.	29.1	6.	6.
%RSD	.5516	.9328	.4890	.7643	.3278	1.296	2.967	.6080	.6260
Check ?	Chk Pass	Chk Pass	Chk Pass	Chk Pass	Chk Pass	Chk Pass	Chk Pass	Chk Pass	Chk Pass
Value									
Range									

Elem	K_7664R	Se1960A	Si2519	Ag3382	Na5895R	Sr3464	S_1820A	Tl1908	Sn1899
Units	ppb	ppb	ppb	ppb	ppb	ppb	ppb	ppb	ppb
Avg	**9985.**	**1018.**	**9562.**	**481.2**	**25000.**	**971.0**	**4912.**	**989.0**	**998.0**
Stddev	44.	8.	902.	3.2	94.	16.2	29.	27.5	5.3
%RSD	.4391	.8060	9.429	.6659	.3745	1.664	.5912	2.781	.5332
Check ?	Chk Pass	Chk Pass	Chk Pass	Chk Pass	Chk Pass	Chk Pass	Chk Pass	Chk Pass	Chk Pass
Value									
Range									

Elem	Ti3372	V_2908	Zn2138	P_2149	Bi2230
Units	ppb	ppb	ppb	ppb	ppb
Avg	**983.9**	**923.7**	**1087.**	F **1275.**	**1009.**
Stddev	17.8	24.6	6.	38.	7.
%RSD	1.808	2.660	.5326	3.014	.6574
Check ?	Chk Pass	Chk Pass	Chk Pass	Chk Fail	Chk Pass
Value				1000.	
Range				20.00%	

Sample Name: 635495-1-BSD Acquired: 03/22/2013 14:58:05 Type: QC
Method: IRIS 2011 Mode: CONC Corr. Factor: 1.000000
User: admin BATCH ID: 635495 METHOD: 6010 ANALYST: MK
Comment:

Int. Std.	Y_2243A	Y_3600R	Y_3774R
Units	Cts/S	Cts/S	Cts/S
Avg	**390.46**	**1400.9**	**109.73**
Stddev	.79	3.5	.25
%RSD	.20172	.25181	.22809

Sample Name: 459460-001 Acquired: 03/22/2013 15:03:36 Type: Unk
Method: IRIS 2011 Mode: CONC Corr. Factor: 1.000000
User: admin BATCH ID: 635495 METHOD: 6010 ANALYST: MK
Comment:

Elem	Al3082	Sb2068	As1890	Ba4554R	Be3131R	B_2089	Cd2288	Ca3179
Units	ppb	ppb	ppb	ppb	ppb	ppb	ppb	ppb
Avg	**7.830**	**9.453**	**7.200**	**265.8**	**.0980**	**88.55**	**3.608**	**336400.**
Stddev	4.233	1.056	4.605	2.0	.1854	.61	.131	982.
%RSD	54.06	11.17	63.96	.7398	189.1	.6850	3.638	.2920

Elem	Cr2061	Co2286A	Cu2230	Fe2599R	Pb2203A	Li6707R	Mg2790R	Mn2939
Units	ppb	ppb	ppb	ppb	ppb	ppb	ppb	ppb
Avg	**-.1189**	**5.624**	**.3919**	**378.3**	**-2.235**	**8.752**	**3838.**	**553.8**
Stddev	.0992	.387	2.543	16.2	2.438	2.916	21.	7.7
%RSD	83.40	6.876	648.9	4.277	109.1	33.31	.5350	1.385

Elem	Mo2020A	Ni2192	K_7664R	Se1960A	Si2519	Ag3382	Na5895R	Sr3464
Units	ppb	ppb	ppb	ppb	ppb	ppb	ppb	ppb
Avg	**3.724**	**21.76**	**923.4**	**3.727**	**1487.**	**3.857**	**2599.**	**715.8**
Stddev	.621	1.65	35.6	6.176	769.	2.598	36.	14.3
%RSD	16.69	7.585	3.855	165.7	51.72	67.37	1.393	1.995

Elem	S_1820A	Tl1908	Sn1899	Ti3372	V_2908	Zn2138	P_2149	Bi2230
Units	ppb	ppb	ppb	ppb	ppb	ppb	ppb	ppb
Avg	**1839.**	**6.708**	**1.741**	**-10.52**	**-13.77**	**199.3**	**1084.**	**1.905**
Stddev	16.	3.314	3.134	12.62	28.92	1.4	14.	.417
%RSD	.8658	49.41	180.0	120.0	210.1	.6868	1.324	21.89

Int. Std.	Y_2243A	Y_3600R	Y_3774R
Units	Cts/S	Cts/S	Cts/S
Avg	**375.59**	**1387.5**	**109.39**
Stddev	1.45	1.1	.74
%RSD	.38715	.07882	.67876

Sample Name: 459460-001 S Acquired: 03/22/2013 15:09:16 Type: Unk
Method: IRIS 2011 Mode: CONC Corr. Factor: 1.000000
User: admin BATCH ID: 635495 METHOD: 6010 ANALYST: MK
Comment:

Elem	Al3082	Sb2068	As1890	Ba4554R	Be3131R	B_2089	Cd2288	Ca3179
Units	ppb	ppb	ppb	ppb	ppb	ppb	ppb	ppb
Avg	**4963.**	**1003.**	**1008.**	**1209.**	**1021.**	**1134.**	**956.6**	**341300.**
Stddev	26.	4.	5.	8.	6.	3.	5.9	2028.
%RSD	.5232	.3938	.5114	.6957	.5503	.2357	.6165	.5943

Elem	Cr2061	Co2286A	Cu2230	Fe2599R	Pb2203A	Li6707R	Mg2790R	Mn2939
Units	ppb	ppb	ppb	ppb	ppb	ppb	ppb	ppb
Avg	**970.0**	**968.0**	**977.9**	**5155.**	**978.0**	**982.1**	**27490.**	**1508.**
Stddev	.6	3.7	5.1	24.	8.4	6.2	175.	26.
%RSD	.0628	.3826	.5241	.4669	.8634	.6318	.6380	1.718

Elem	Mo2020A	Ni2192	K_7664R	Se1960A	Si2519	Ag3382	Na5895R	Sr3464
Units	ppb	ppb	ppb	ppb	ppb	ppb	ppb	ppb
Avg	**992.6**	**995.0**	**10980.**	**1035.**	**11070.**	**487.6**	**27860.**	**1641.**
Stddev	5.4	2.2	125.	6.	907.	3.2	162.	24.
%RSD	.5472	.2174	1.139	.5715	8.190	.6603	.5817	1.441

Elem	S_1820A	Tl1908	Sn1899	Ti3372	V_2908	Zn2138	P_2149	Bi2230
Units	ppb	ppb	ppb	ppb	ppb	ppb	ppb	ppb
Avg	**6772.**	**962.6**	**986.4**	**959.1**	**950.0**	**1268.**	**2114.**	**1007.**
Stddev	26.	22.7	6.0	2.1	29.4	1.	12.	1.
%RSD	.3768	2.353	.6133	.2166	3.097	.0788	.5715	.0798

Int. Std.	Y_2243A	Y_3600R	Y_3774R
Units	Cts/S	Cts/S	Cts/S
Avg	**379.25**	**1404.9**	**111.72**
Stddev	.38	2.0	.28
%RSD	.09897	.14117	.24646

Sample Name: 459460-001 SD Acquired: 03/22/2013 15:14:46 Type: Unk
Method: IRIS 2011 Mode: CONC Corr. Factor: 1.000000
User: admin BATCH ID: 635495 METHOD: 6010 ANALYST: MK
Comment:

Elem	Al3082	Sb2068	As1890	Ba4554R	Be3131R	B_2089	Cd2288	Ca3179
Units	ppb	ppb	ppb	ppb	ppb	ppb	ppb	ppb
Avg	**5114.**	**1030.**	**1033.**	**1242.**	**1044.**	**1156.**	**982.3**	**359900.**
Stddev	25.	1.	12.	3.	5.	5.	2.1	1021.
%RSD	.4828	.0847	1.132	.2248	.5119	.4333	.2091	.2835

Elem	Cr2061	Co2286A	Cu2230	Fe2599R	Pb2203A	Li6707R	Mg2790R	Mn2939
Units	ppb	ppb	ppb	ppb	ppb	ppb	ppb	ppb
Avg	**1009.**	**990.5**	**1000.**	**5347.**	**1002.**	**1002.**	**28180.**	**1546.**
Stddev	5.	4.5	3.	46.	8.	4.	105.	7.
%RSD	.5076	.4563	.3465	.8673	.7721	.4023	.3725	.4762

Elem	Mo2020A	Ni2192	K_7664R	Se1960A	Si2519	Ag3382	Na5895R	Sr3464
Units	ppb	ppb	ppb	ppb	ppb	ppb	ppb	ppb
Avg	**1034.**	**1090.**	**11360.**	**1069.**	**11150.**	**501.4**	**28720.**	**1660.**
Stddev	8.	4.	119.	9.	672.	.9	122.	3.
%RSD	.8056	.4025	1.047	.8535	6.023	.1760	.4243	.1890

Elem	S_1820A	Tl1908	Sn1899	Ti3372	V_2908	Zn2138	P_2149	Bi2230
Units	ppb	ppb	ppb	ppb	ppb	ppb	ppb	ppb
Avg	**7070.**	**1001.**	**1009.**	**993.4**	**962.2**	**1302.**	**2181.**	**1032.**
Stddev	47.	25.	4.	8.0	12.7	3.	42.	5.
%RSD	.6584	2.524	.4455	.8032	1.315	.2193	1.907	.5180

Int. Std.	Y_2243A	Y_3600R	Y_3774R
Units	Cts/S	Cts/S	Cts/S
Avg	**379.73**	**1413.3**	**111.36**
Stddev	1.70	2.4	.22
%RSD	.44700	.16684	.19335

Sample Name: 459460-001 P Acquired: 03/22/2013 15:20:16 Type: Unk
Method: IRIS 2011 Mode: CONC Corr. Factor: 1.000000
User: admin BATCH ID: 635495 METHOD: 6010 ANALYST: MK
Comment:

Elem	Al3082	Sb2068	As1890	Ba4554R	Be3131R	B_2089	Cd2288	Ca3179
Units	ppb	ppb	ppb	ppb	ppb	ppb	ppb	ppb
Avg	**5042.**	**1002.**	**1018.**	**1229.**	**1031.**	**1143.**	**975.7**	**353100.**
Stddev	11.	8.	10.	8.	3.	5.	4.0	1472.
%RSD	.2192	.7963	.9920	.6455	.3104	.4744	.4058	.4167

Elem	Cr2061	Co2286A	Cu2230	Fe2599R	Pb2203A	Li6707R	Mg2790R	Mn2939
Units	ppb	ppb	ppb	ppb	ppb	ppb	ppb	ppb
Avg	**981.0**	**976.4**	**992.0**	**5279.**	**992.2**	**994.4**	**27730.**	**1533.**
Stddev	2.2	3.6	4.3	86.	3.6	3.2	26.	32.
%RSD	.2222	.3648	.4285	1.634	.3600	.3211	.0948	2.056

Elem	Mo2020A	Ni2192	K_7664R	Se1960A	Si2519	Ag3382	Na5895R	Sr3464
Units	ppb	ppb	ppb	ppb	ppb	ppb	ppb	ppb
Avg	**1002.**	**996.2**	**11380.**	**1053.**	**10910.**	**494.4**	**28380.**	**1647.**
Stddev	6.	2.3	81.	1.	700.	2.6	93.	26.
%RSD	.5731	.2354	.7148	.1002	6.414	.5277	.3290	1.567

Elem	S_1820A	Tl1908	Sn1899	Ti3372	V_2908	Zn2138	P_2149	Bi2230
Units	ppb	ppb	ppb	ppb	ppb	ppb	ppb	ppb
Avg	**6956.**	**1005.**	**995.2**	**985.1**	**933.6**	**1284.**	**2155.**	**1022.**
Stddev	50.	8.	3.3	3.3	4.3	4.	13.	1.
%RSD	.7151	.8174	.3304	.3376	.4650	.3169	.6046	.1330

Int. Std.	Y_2243A	Y_3600R	Y_3774R
Units	Cts/S	Cts/S	Cts/S
Avg	**380.06**	**1403.1**	**111.51**
Stddev	.63	4.4	.53
%RSD	.16509	.31018	.47301

Sample Name: 459460-001 SDL Acquired: 03/22/2013 15:25:47 Type: Unk
Method: IRIS 2011 Mode: CONC Corr. Factor: 1.000000
User: admin BATCH ID: 635495 METHOD: 6010 ANALYST: MK
Comment:

Elem	Al3082	Sb2068	As1890	Ba4554R	Be3131R	B_2089	Cd2288	Ca3179	Cr2061
Units	ppb	ppb	ppb	ppb	ppb	ppb	ppb	ppb	ppb
Avg	**22.72**	**2.833**	**3.308**	**52.74**	**.0788**	**21.80**	**1.651**	**68250.**	**.6238**
Stddev	1.86	.800	8.153	.38	.4888	.71	.683	187.	.1633
%RSD	8.181	28.24	246.5	.7149	620.6	3.271	41.36	.2736	26.18

Elem	Co2286A	Cu2230	Fe2599R	Pb2203A	Li6707R	Mg2790R	Mn2939	Mo2020A	Ni2192
Units	ppb	ppb	ppb	ppb	ppb	ppb	ppb	ppb	ppb
Avg	**1.327**	**3.965**	**84.18**	**-2.656**	**2.717**	**686.3**	**92.25**	**1.700**	**6.252**
Stddev	.294	2.088	44.31	2.420	2.584	40.7	19.32	.245	2.383
%RSD	22.19	52.67	52.63	91.13	95.09	5.935	20.95	14.39	38.12

Elem	K_7664R	Se1960A	Si2519	Ag3382	Na5895R	Sr3464	S_1820A	Tl1908	Sn1899
Units	ppb	ppb	ppb	ppb	ppb	ppb	ppb	ppb	ppb
Avg	**182.7**	**3.894**	**-288.3**	**1.543**	**456.8**	**159.5**	**364.5**	**2.665**	**2.975**
Stddev	121.7	3.057	484.8	1.110	4.3	1.4	12.5	3.647	1.727
%RSD	66.62	78.51	168.1	71.96	.9369	.8809	3.418	136.9	58.06

Elem	Ti3372	V_2908	Zn2138	P_2149	Bi2230
Units	ppb	ppb	ppb	ppb	ppb
Avg	**-3.558**	**-4.763**	**48.78**	**201.8**	**-2.895**
Stddev	2.585	16.59	.11	5.1	2.456
%RSD	72.64	348.3	.2262	2.537	84.85

Int. Std.	Y_2243A	Y_3600R	Y_3774R
Units	Cts/S	Cts/S	Cts/S
Avg	**376.86**	**1342.0**	**107.41**
Stddev	1.92	42.7	1.06
%RSD	.50962	3.1812	.98991

Sample Name: CCV 2 Acquired: 03/22/2013 15:42:46 Type: QC
Method: IRIS 2011 Mode: CONC Corr. Factor: 1.000000
User: admin BATCH ID: METHOD: ANALYST:
Comment:

Elem	Al3082	Sb2068	As1890	Ba4554R	Be3131R	B_2089	Cd2288	Ca3179	Cr2061
Units	ppb	ppb	ppb	ppb	ppb	ppb	ppb	ppb	ppb
Avg	W **9370.**	**980.4**	**1974.**	**1934.**	**1043.**	**2032.**	**953.0**	**9802.**	**1974.**
Stddev	6.	4.7	11.	6.	6.	6.	3.4	17.	6.
%RSD	.0598	.4828	.5570	.3327	.6142	.2924	.3537	.1759	.2984
Check ?	Chk Warn	Chk Pass	Chk Pass	Chk Pass	Chk Pass	Chk Pass	Chk Pass	Chk Pass	Chk Pass
Value	10000.								
Range	-5.000%								

Elem	Co2286A	Cu2230	Fe2599R	Pb2203A	Li6707R	Mg2790R	Mn2939	Mo2020A	Ni2192
Units	ppb	ppb	ppb	ppb	ppb	ppb	ppb	ppb	ppb
Avg	**996.6**	**1950.**	**9990.**	**1005.**	**1952.**	**9779.**	**988.5**	**1016.**	**1030.**
Stddev	2.7	5.	66.	6.	10.	105.	40.0	3.	1.
%RSD	.2687	.2395	.6648	.5655	.5210	1.077	4.048	.2957	.0897
Check ?	Chk Pass	Chk Pass	Chk Pass	Chk Pass	Chk Pass	Chk Pass	Chk Pass	Chk Pass	Chk Pass
Value									
Range									

Elem	K_7664R	Se1960A	Si2519	Ag3382	Na5895R	Sr3464	S_1820A	Tl1908	Sn1899
Units	ppb	ppb	ppb	ppb	ppb	ppb	ppb	ppb	ppb
Avg	**9883.**	**981.9**	W **5381.**	**955.4**	**9883.**	**4907.**	W **4671.**	**977.0**	**999.5**
Stddev	9.	5.2	287.	1.7	47.	15.	26.	19.4	1.3
%RSD	.0887	.5310	5.339	.1764	.4720	.3139	.5653	1.986	.1268
Check ?	Chk Pass	Chk Pass	Chk Warn	Chk Pass	Chk Pass	Chk Pass	Chk Warn	Chk Pass	Chk Pass
Value			5000.				5000.		
Range			5.000%				-5.000%		

Elem	Ti3372	V_2908	Zn2138	P_2149	Bi2230
Units	ppb	ppb	ppb	ppb	ppb
Avg	**1962.**	**952.9**	W **2112.**	**975.4**	**996.9**
Stddev	5.	14.8	3.	6.0	5.8
%RSD	.2528	1.556	.1388	.6159	.5860
Check ?	Chk Pass	Chk Pass	Chk Warn	Chk Pass	Chk Pass
Value			2000.		
Range			5.000%		

Sample Name: CCV 2 Acquired: 03/22/2013 15:42:46 Type: QC
Method: IRIS 2011 Mode: CONC Corr. Factor: 1.000000
User: admin BATCH ID: METHOD: ANALYST:
Comment:

Int. Std.	Y_2243A	Y_3600R	Y_3774R
Units	Cts/S	Cts/S	Cts/S
Avg	**427.05**	**1520.8**	**118.78**
Stddev	.93	7.4	.54
%RSD	.21668	.48581	.45065

Sample Name: CCB 2 Acquired: 03/22/2013 15:48:14 Type: Unk
Method: IRIS 2011 Mode: CONC Corr. Factor: 1.000000
User: admin BATCH ID: METHOD: ANALYST:
Comment:

Elem	Al3082	Sb2068	As1890	Ba4554R	Be3131R	B_2089	Cd2288	Ca3179	Cr2061
Units	ppb	ppb	ppb	ppb	ppb	ppb	ppb	ppb	ppb
Avg	**17.78**	**-.2609**	**.5996**	**-.0646**	**-.3970**	**4.326**	**1.127**	**-39.48**	**.2797**
Stddev	1.65	1.316	6.151	1.131	.3642	.350	.913	12.11	.1865
%RSD	9.259	504.2	1026.	1749.	91.73	8.103	81.01	30.67	66.68

Elem	Co2286A	Cu2230	Fe2599R	Pb2203A	Li6707R	Mg2790R	Mn2939	Mo2020A	Ni2192
Units	ppb	ppb	ppb	ppb	ppb	ppb	ppb	ppb	ppb
Avg	**.1108**	**.6935**	**12.63**	**-7.622**	**-.3841**	**2.100**	**-10.53**	**.5464**	**1.084**
Stddev	.4522	5.101	7.93	2.249	1.921	103.1	18.24	.5737	1.272
%RSD	408.0	735.6	62.77	29.51	500.1	4908.	173.2	105.0	117.4

Elem	K_7664R	Se1960A	Si2519	Ag3382	Na5895R	Sr3464	S_1820A	Tl1908	Sn1899
Units	ppb	ppb	ppb	ppb	ppb	ppb	ppb	ppb	ppb
Avg	**14.82**	**4.017**	**-693.5**	**2.085**	**17.79**	**-26.25**	**-5.256**	**-.3507**	**.3281**
Stddev	185.2	3.334	718.4	1.051	36.89	11.05	5.442	2.013	.5238
%RSD	1250.	83.02	103.6	50.40	207.3	42.10	103.5	574.1	159.7

Elem	Ti3372	V_2908	Zn2138	P_2149	Bi2230
Units	ppb	ppb	ppb	ppb	ppb
Avg	**-14.14**	**-16.81**	**2.315**	**-6.806**	**-.5059**
Stddev	4.66	7.47	.172	14.26	1.873
%RSD	32.94	44.44	7.416	209.4	370.3

Int. Std.	Y_2243A	Y_3600R	Y_3774R
Units	Cts/S	Cts/S	Cts/S
Avg	**409.87**	**1473.6**	**117.72**
Stddev	.40	4.6	.11
%RSD	.09739	.31260	.09482

Sample Name: 459346-002 Acquired: 03/22/2013 16:05:33 Type: Unk
Method: IRIS 2011 Mode: CONC Corr. Factor: 1.000000
User: admin BATCH ID: 635495 METHOD: 6010 ANALYST: MK
Comment:

Elem	Al3082	Sb2068	As1890	Ba4554R	Be3131R	B_2089	Cd2288	Ca3179
Units	ppb	ppb	ppb	ppb	ppb	ppb	ppb	ppb
Avg	**2064.**	**-5.708**	**17.01**	**100.3**	**-.0327**	**375.4**	**4.095**	**55560.**
Stddev	15.	.211	7.43	2.6	.2420	4.8	.944	397.
%RSD	.7471	3.704	43.70	2.600	740.3	1.269	23.06	.7147

Elem	Cr2061	Co2286A	Cu2230	Fe2599R	Pb2203A	Li6707R	Mg2790R	Mn2939
Units	ppb	ppb	ppb	ppb	ppb	ppb	ppb	ppb
Avg	**464.8**	**5.443**	**10.98**	**11310.**	**2.212**	**127.7**	**21430.**	**479.8**
Stddev	1.4	.326	1.89	156.	2.680	2.1	280.	6.4
%RSD	.3042	5.981	17.21	1.381	121.2	1.643	1.305	1.338

Elem	Mo2020A	Ni2192	K_7664R	Se1960A	Si2519	Ag3382	Na5895R	Sr3464
Units	ppb	ppb	ppb	ppb	ppb	ppb	ppb	ppb
Avg	**3.964**	**47.42**	**5172.**	**3.956**	**18450.**	**2.175**	**181900.**	**552.2**
Stddev	.309	.49	121.	1.456	1060.	.581	2207.	23.6
%RSD	7.788	1.024	2.337	36.81	5.743	26.69	1.214	4.273

Elem	S_1820A	Tl1908	Sn1899	Ti3372	V_2908	Zn2138	P_2149	Bi2230
Units	ppb	ppb	ppb	ppb	ppb	ppb	ppb	ppb
Avg	**29910.**	**-.5114**	**1.305**	**58.64**	**4.747**	**58.82**	**496.3**	**.8583**
Stddev	312.	1.731	1.322	2.95	12.11	.29	4.0	3.609
%RSD	1.043	338.5	101.3	5.032	255.2	.4964	.7997	420.5

Int. Std.	Y_2243A	Y_3600R	Y_3774R
Units	Cts/S	Cts/S	Cts/S
Avg	**430.01**	**1572.1**	**126.21**
Stddev	4.77	15.6	1.31
%RSD	1.1098	.99406	1.0406

Sample Name: 459346-003 Acquired: 03/22/2013 16:11:09 Type: Unk
Method: IRIS 2011 Mode: CONC Corr. Factor: 1.000000
User: admin BATCH ID: 635495 METHOD: 6010 ANALYST: MK
Comment:

Elem	Al3082	Sb2068	As1890	Ba4554R	Be3131R	B_2089	Cd2288	Ca3179
Units	ppb	ppb	ppb	ppb	ppb	ppb	ppb	ppb
Avg	**1683.**	**-.6767**	**9.780**	**84.68**	**-.3839**	**369.9**	**1.013**	**56970.**
Stddev	13.	2.576	4.767	1.20	.7191	1.3	1.138	229.
%RSD	.7446	380.7	48.74	1.417	187.3	.3454	112.3	.4023

Elem	Cr2061	Co2286A	Cu2230	Fe2599R	Pb2203A	Li6707R	Mg2790R	Mn2939
Units	ppb	ppb	ppb	ppb	ppb	ppb	ppb	ppb
Avg	**17.22**	**.6763**	**4.048**	**1438.**	**-7.113**	**125.1**	**22720.**	**34.15**
Stddev	.44	.5408	2.694	20.	3.782	1.3	146.	15.49
%RSD	2.565	79.96	66.55	1.409	53.16	1.024	.6407	45.37

Elem	Mo2020A	Ni2192	K_7664R	Se1960A	Si2519	Ag3382	Na5895R	Sr3464
Units	ppb	ppb	ppb	ppb	ppb	ppb	ppb	ppb
Avg	**1.085**	**7.457**	**5473.**	**-.1930**	**17430.**	**.0602**	**172000.**	**583.6**
Stddev	.245	.951	14.	3.362	871.	2.034	700.	11.4
%RSD	22.57	12.75	.2607	1742.	4.995	3379.	.4070	1.953

Elem	S_1820A	Tl1908	Sn1899	Ti3372	V_2908	Zn2138	P_2149	Bi2230
Units	ppb	ppb	ppb	ppb	ppb	ppb	ppb	ppb
Avg	**28490.**	**-.8344**	**1.232**	**55.58**	**-12.06**	**15.80**	**476.6**	**-.0641**
Stddev	137.	3.195	.341	17.39	14.61	.17	7.8	3.440
%RSD	.4825	382.9	27.70	31.28	121.2	1.059	1.631	5366.

Int. Std.	Y_2243A	Y_3600R	Y_3774R
Units	Cts/S	Cts/S	Cts/S
Avg	**414.84**	**1530.6**	**120.44**
Stddev	5.01	15.9	.71
%RSD	1.2073	1.0356	.59243

Sample Name: 459346-004 Acquired: 03/22/2013 16:16:48 Type: Unk
Method: IRIS 2011 Mode: CONC Corr. Factor: 1.000000
User: admin BATCH ID: 635495 METHOD: 6010 ANALYST: MK
Comment:

Elem	Al3082	Sb2068	As1890	Ba4554R	Be3131R	B_2089	Cd2288	Ca3179
Units	ppb	ppb	ppb	ppb	ppb	ppb	ppb	ppb
Avg	**301.0**	**-.9709**	**15.32**	**76.93**	**-.6130**	**415.5**	**2.008**	**53960.**
Stddev	2.5	2.248	4.53	1.62	.7940	8.5	1.165	240.
%RSD	.8427	231.6	29.56	2.100	129.5	2.049	58.01	.4448

Elem	Cr2061	Co2286A	Cu2230	Fe2599R	Pb2203A	Li6707R	Mg2790R	Mn2939
Units	ppb	ppb	ppb	ppb	ppb	ppb	ppb	ppb
Avg	**7.550**	**.1339**	**3.556**	**915.5**	**-5.424**	**124.4**	**21030.**	**14.79**
Stddev	.248	.2617	1.988	38.9	5.070	4.5	104.	35.76
%RSD	3.278	195.4	55.93	4.244	93.47	3.652	.4926	241.9

Elem	Mo2020A	Ni2192	K_7664R	Se1960A	Si2519	Ag3382	Na5895R	Sr3464
Units	ppb	ppb	ppb	ppb	ppb	ppb	ppb	ppb
Avg	**.6815**	**3.949**	**4983.**	**3.976**	**13850.**	**2.353**	**178100.**	**578.2**
Stddev	.6531	1.561	108.	1.828	181.	1.928	610.	14.3
%RSD	95.83	39.54	2.165	45.98	1.308	81.95	.3425	2.478

Elem	S_1820A	Tl1908	Sn1899	Ti3372	V_2908	Zn2138	P_2149	Bi2230
Units	ppb	ppb	ppb	ppb	ppb	ppb	ppb	ppb
Avg	**29160.**	**-1.941**	**1.324**	**-.6103**	**-8.804**	**14.44**	**436.8**	**-1.434**
Stddev	518.	6.096	2.137	14.15	13.83	.49	11.1	2.294
%RSD	1.776	314.1	161.4	2319.	157.1	3.360	2.533	160.0

Int. Std.	Y_2243A	Y_3600R	Y_3774R
Units	Cts/S	Cts/S	Cts/S
Avg	**387.53**	**1445.6**	**112.27**
Stddev	7.85	13.6	2.73
%RSD	2.0254	.94008	2.4339

Sample Name: 459346-005 Acquired: 03/22/2013 16:22:25 Type: Unk
Method: IRIS 2011 Mode: CONC Corr. Factor: 1.000000
User: admin BATCH ID: 635495 METHOD: 6010 ANALYST: MK
Comment:

Elem	Al3082	Sb2068	As1890	Ba4554R	Be3131R	B_2089	Cd2288	Ca3179
Units	ppb	ppb	ppb	ppb	ppb	ppb	ppb	ppb
Avg	**4722.**	**-.5869**	**18.30**	**118.6**	**.1420**	**719.8**	**2.531**	**63190.**
Stddev	9.	1.407	8.88	.2	.4932	2.6	1.041	252.
%RSD	.1953	239.8	48.52	.1951	347.3	.3658	41.13	.3980

Elem	Cr2061	Co2286A	Cu2230	Fe2599R	Pb2203A	Li6707R	Mg2790R	Mn2939
Units	ppb	ppb	ppb	ppb	ppb	ppb	ppb	ppb
Avg	**21.06**	**2.850**	**7.787**	**4279.**	**.3420**	**137.9**	**25510.**	**120.4**
Stddev	.22	.397	2.035	37.	4.369	1.6	126.	5.9
%RSD	1.056	13.92	26.13	.8594	1277.	1.190	.4953	4.898

Elem	Mo2020A	Ni2192	K_7664R	Se1960A	Si2519	Ag3382	Na5895R	Sr3464
Units	ppb	ppb	ppb	ppb	ppb	ppb	ppb	ppb
Avg	**.5364**	**15.80**	**5999.**	**2.749**	**24550.**	**-.1495**	**192900.**	**646.0**
Stddev	.0475	1.27	55.	5.904	153.	3.004	1068.	19.6
%RSD	8.859	8.053	.9219	214.8	.6225	2009.	.5537	3.039

Elem	S_1820A	Tl1908	Sn1899	Ti3372	V_2908	Zn2138	P_2149	Bi2230
Units	ppb	ppb	ppb	ppb	ppb	ppb	ppb	ppb
Avg	**36950.**	**-2.357**	**-.7529**	**160.3**	**-7.902**	**33.02**	**615.8**	**-2.219**
Stddev	356.	3.306	.4532	18.6	25.45	.10	13.5	1.772
%RSD	.9639	140.3	60.20	11.58	322.1	.2976	2.187	79.86

Int. Std.	Y_2243A	Y_3600R	Y_3774R
Units	Cts/S	Cts/S	Cts/S
Avg	**404.90**	**1516.2**	**119.76**
Stddev	2.05	2.0	.13
%RSD	.50546	.13321	.11100

Sample Name: 459346-006 Acquired: 03/22/2013 16:28:04 Type: Unk
Method: IRIS 2011 Mode: CONC Corr. Factor: 1.000000
User: admin BATCH ID: 635495 METHOD: 6010 ANALYST: MK
Comment:

Elem	Al3082	Sb2068	As1890	Ba4554R	Be3131R	B_2089	Cd2288	Ca3179
Units	ppb	ppb	ppb	ppb	ppb	ppb	ppb	ppb
Avg	**709.4**	**1.163**	**14.85**	**107.5**	**-.2833**	**397.2**	**1.258**	**73010.**
Stddev	2.5	1.911	4.82	1.1	.9793	1.2	.702	250.
%RSD	.3506	164.3	32.48	1.041	345.7	.3130	55.85	.3417

Elem	Cr2061	Co2286A	Cu2230	Fe2599R	Pb2203A	Li6707R	Mg2790R	Mn2939
Units	ppb	ppb	ppb	ppb	ppb	ppb	ppb	ppb
Avg	**5.475**	**.3743**	**-1.020**	**566.7**	**-3.713**	**140.5**	**28070.**	**-.0160**
Stddev	.126	.0217	1.147	39.6	4.267	2.8	279.	10.03
%RSD	2.308	5.804	112.5	6.992	114.9	1.987	.9951	62830.

Elem	Mo2020A	Ni2192	K_7664R	Se1960A	Si2519	Ag3382	Na5895R	Sr3464
Units	ppb	ppb	ppb	ppb	ppb	ppb	ppb	ppb
Avg	**1.057**	**5.400**	**5714.**	**3.062**	**13950.**	**1.369**	**210900.**	**750.5**
Stddev	.228	.960	138.	2.193	275.	.806	762.	15.3
%RSD	21.59	17.78	2.412	71.62	1.969	58.89	.3613	2.031

Elem	S_1820A	Tl1908	Sn1899	Ti3372	V_2908	Zn2138	P_2149	Bi2230
Units	ppb	ppb	ppb	ppb	ppb	ppb	ppb	ppb
Avg	**36070.**	**-2.745**	**2.280**	**23.61**	**8.890**	**13.47**	**405.8**	**2.110**
Stddev	68.	2.317	1.013	3.32	18.87	.34	5.2	2.988
%RSD	.1880	84.41	44.42	14.05	212.2	2.494	1.283	141.6

Int. Std.	Y_2243A	Y_3600R	Y_3774R
Units	Cts/S	Cts/S	Cts/S
Avg	**414.76**	**1553.9**	**123.03**
Stddev	3.03	9.1	.51
%RSD	.73146	.58587	.41224

Sample Name: 459346-007 Acquired: 03/22/2013 16:33:41 Type: Unk
Method: IRIS 2011 Mode: CONC Corr. Factor: 1.000000
User: admin BATCH ID: 635495 METHOD: 6010 ANALYST: MK
Comment:

Elem	Al3082	Sb2068	As1890	Ba4554R	Be3131R	B_2089	Cd2288	Ca3179
Units	ppb	ppb	ppb	ppb	ppb	ppb	ppb	ppb
Avg	**11090.**	**-.6443**	**14.59**	**229.8**	**-.1262**	**293.6**	**3.095**	**84310.**
Stddev	27.	.8693	1.24	1.6	.5679	.1	1.016	53.
%RSD	.2434	134.9	8.486	.6947	450.2	.0382	32.83	.0623

Elem	Cr2061	Co2286A	Cu2230	Fe2599R	Pb2203A	Li6707R	Mg2790R	Mn2939
Units	ppb	ppb	ppb	ppb	ppb	ppb	ppb	ppb
Avg	**17.53**	**8.444**	**33.91**	**9976.**	**1.392**	**134.0**	**35930.**	**647.3**
Stddev	.37	.129	1.60	30.	3.271	1.8	518.	32.7
%RSD	2.094	1.528	4.706	.2966	234.9	1.353	1.441	5.058

Elem	Mo2020A	Ni2192	K_7664R	Se1960A	Si2519	Ag3382	Na5895R	Sr3464
Units	ppb	ppb	ppb	ppb	ppb	ppb	ppb	ppb
Avg	**1.730**	**29.14**	**7122.**	**2.302**	**37630.**	**-.0892**	**128500.**	**845.6**
Stddev	.296	.46	30.	1.729	264.	1.603	508.	27.8
%RSD	17.12	1.564	.4169	75.12	.7020	1796.	.3954	3.282

Elem	S_1820A	Tl1908	Sn1899	Ti3372	V_2908	Zn2138	P_2149	Bi2230
Units	ppb	ppb	ppb	ppb	ppb	ppb	ppb	ppb
Avg	**25210.**	**-6.136**	**1.455**	**242.3**	**4.783**	**42.31**	**1469.**	**-3.822**
Stddev	134.	1.976	2.432	20.0	20.97	.22	14.	4.833
%RSD	.5331	32.21	167.1	8.238	438.4	.5094	.9351	126.5

Int. Std.	Y_2243A	Y_3600R	Y_3774R
Units	Cts/S	Cts/S	Cts/S
Avg	**423.96**	**1579.2**	**126.07**
Stddev	1.55	8.9	.68
%RSD	.36575	.56501	.54036

Sample Name: 459346-008 Acquired: 03/22/2013 16:39:18 Type: Unk
Method: IRIS 2011 Mode: CONC Corr. Factor: 1.000000
User: admin BATCH ID: 635495 METHOD: 6010 ANALYST: MK
Comment:

Elem	Al3082	Sb2068	As1890	Ba4554R	Be3131R	B_2089	Cd2288	Ca3179
Units	ppb	ppb	ppb	ppb	ppb	ppb	ppb	ppb
Avg	**346.7**	**-.2551**	**1.048**	**79.66**	**-.6103**	**372.5**	**2.812**	**52460.**
Stddev	1.0	2.373	3.833	1.20	.1519	1.4	1.317	117.
%RSD	.2834	930.0	365.8	1.510	24.90	.3834	46.82	.2236

Elem	Cr2061	Co2286A	Cu2230	Fe2599R	Pb2203A	Li6707R	Mg2790R	Mn2939
Units	ppb	ppb	ppb	ppb	ppb	ppb	ppb	ppb
Avg	**18.47**	**.2427**	**3.501**	**976.7**	**-5.549**	**123.0**	**19870.**	**6.923**
Stddev	.03	.5173	.893	16.3	1.228	1.6	56.	5.993
%RSD	.1484	213.2	25.52	1.673	22.14	1.334	.2843	86.57

Elem	Mo2020A	Ni2192	K_7664R	Se1960A	Si2519	Ag3382	Na5895R	Sr3464
Units	ppb	ppb	ppb	ppb	ppb	ppb	ppb	ppb
Avg	**.8519**	**11.08**	**4972.**	**3.162**	**13950.**	**1.610**	**179800.**	**549.9**
Stddev	.1049	1.16	154.	1.150	93.	.480	535.	17.0
%RSD	12.32	10.47	3.089	36.36	.6689	29.84	.2977	3.093

Elem	S_1820A	Tl1908	Sn1899	Ti3372	V_2908	Zn2138	P_2149	Bi2230
Units	ppb	ppb	ppb	ppb	ppb	ppb	ppb	ppb
Avg	**29690.**	**.2247**	**2.356**	**12.22**	**25.99**	**10.40**	**414.6**	**-.1088**
Stddev	117.	3.842	1.314	1.90	19.30	.26	8.2	5.801
%RSD	.3952	1710.	55.80	15.58	74.26	2.498	1.966	5333.

Int. Std.	Y_2243A	Y_3600R	Y_3774R
Units	Cts/S	Cts/S	Cts/S
Avg	**414.50**	**1533.5**	**119.69**
Stddev	.90	15.7	1.33
%RSD	.21736	1.0208	1.1100

Sample Name: 459346-009 Acquired: 03/22/2013 16:44:57 Type: Unk
Method: IRIS 2011 Mode: CONC Corr. Factor: 1.000000
User: admin BATCH ID: 635495 METHOD: 6010 ANALYST: MK
Comment:

Elem	Al3082	Sb2068	As1890	Ba4554R	Be3131R	B_2089	Cd2288	Ca3179
Units	ppb	ppb	ppb	ppb	ppb	ppb	ppb	ppb
Avg	**8601.**	**.3689**	**23.18**	**213.4**	**.2401**	**395.0**	**3.380**	**70440.**
Stddev	14.	2.842	4.43	1.1	.5493	1.9	.191	457.
%RSD	.1585	770.5	19.10	.4973	228.8	.4824	5.652	.6485

Elem	Cr2061	Co2286A	Cu2230	Fe2599R	Pb2203A	Li6707R	Mg2790R	Mn2939
Units	ppb	ppb	ppb	ppb	ppb	ppb	ppb	ppb
Avg	**25.35**	**7.623**	**23.26**	**9859.**	**3.257**	**137.3**	**28480.**	**1134.**
Stddev	.12	.640	2.34	74.	4.802	3.0	398.	16.
%RSD	.4624	8.399	10.05	.7519	147.4	2.210	1.399	1.432

Elem	Mo2020A	Ni2192	K_7664R	Se1960A	Si2519	Ag3382	Na5895R	Sr3464
Units	ppb	ppb	ppb	ppb	ppb	ppb	ppb	ppb
Avg	**12.01**	**63.99**	**6563.**	**5.537**	**32800.**	**.7555**	**184600.**	**726.4**
Stddev	.15	2.51	38.	1.627	1059.	1.376	501.	10.1
%RSD	1.223	3.926	.5813	29.38	3.230	182.1	.2714	1.390

Elem	S_1820A	Tl1908	Sn1899	Ti3372	V_2908	Zn2138	P_2149	Bi2230
Units	ppb	ppb	ppb	ppb	ppb	ppb	ppb	ppb
Avg	**36550.**	**-2.345**	**3.464**	**205.1**	**-7.515**	**36.30**	**1087.**	**-.1685**
Stddev	290.	3.065	2.835	9.3	.135	.17	7.	4.012
%RSD	.7935	130.7	81.86	4.551	1.800	.4564	.6536	2381.

Int. Std.	Y_2243A	Y_3600R	Y_3774R
Units	Cts/S	Cts/S	Cts/S
Avg	**418.88**	**1560.8**	**123.52**
Stddev	1.94	9.8	1.37
%RSD	.46270	.62935	1.1062

Sample Name: CCV 3 Acquired: 03/22/2013 16:50:33 Type: QC
Method: IRIS 2011 Mode: CONC Corr. Factor: 1.000000
User: admin BATCH ID: METHOD: ANALYST:
Comment:

Elem	Al3082	Sb2068	As1890	Ba4554R	Be3131R	B_2089	Cd2288	Ca3179	Cr2061
Units	ppb	ppb	ppb	ppb	ppb	ppb	ppb	ppb	ppb
Avg	W **9391.**	**1000.0**	**1975.**	**1984.**	**1047.**	W **2102.**	W **940.5**	**9805.**	**1989.**
Stddev	32.	2.23	8.	8.	7.	9.	6.7	25.	3.
%RSD	.3354	.2228	.3827	.3841	.7063	.4167	.7083	.2566	.1714
Check ?	Chk Warn	Chk Pass	Chk Pass	Chk Pass	Chk Pass	Chk Warn	Chk Warn	Chk Pass	Chk Pass
Value	10000.					2000.	1000.		
Range	-5.000%					5.000%	-5.000%		

Elem	Co2286A	Cu2230	Fe2599R	Pb2203A	Li6707R	Mg2790R	Mn2939	Mo2020A	Ni2192
Units	ppb	ppb	ppb	ppb	ppb	ppb	ppb	ppb	ppb
Avg	**1002.**	**1972.**	**9833.**	**998.8**	**1989.**	**9797.**	**1004.**	**1032.**	**1047.**
Stddev	4.	11.	34.	7.1	7.	165.	24.	2.	3.
%RSD	.4210	.5676	.3452	.7068	.3689	1.687	2.403	.2313	.2781
Check ?	Chk Pass	Chk Pass	Chk Pass	Chk Pass	Chk Pass	Chk Pass	Chk Pass	Chk Pass	Chk Pass
Value									
Range									

Elem	K_7664R	Se1960A	Si2519	Ag3382	Na5895R	Sr3464	S_1820A	Tl1908	Sn1899
Units	ppb	ppb	ppb	ppb	ppb	ppb	ppb	ppb	ppb
Avg	**9921.**	**985.9**	**4769.**	**956.5**	**10050.**	**4899.**	W **4672.**	**971.2**	**1004.**
Stddev	120.	4.1	645.	2.7	53.	46.	12.	14.5	3.
%RSD	1.212	.4191	13.53	.2806	.5228	.9309	.2669	1.498	.2991
Check ?	Chk Pass	Chk Pass	Chk Pass	Chk Pass	Chk Pass	Chk Pass	Chk Warn	Chk Pass	Chk Pass
Value							5000.		
Range							-5.000%		

Elem	Ti3372	V_2908	Zn2138	P_2149	Bi2230
Units	ppb	ppb	ppb	ppb	ppb
Avg	**1978.**	**990.4**	W **2148.**	**971.3**	**1005.**
Stddev	17.	39.6	6.	12.7	1.
%RSD	.8841	4.002	.2730	1.302	.1215
Check ?	Chk Pass	Chk Pass	Chk Warn	Chk Pass	Chk Pass
Value			2000.		
Range			5.000%		

Sample Name: CCV 3 Acquired: 03/22/2013 16:50:33 Type: QC
Method: IRIS 2011 Mode: CONC Corr. Factor: 1.000000
User: admin BATCH ID: METHOD: ANALYST:
Comment:

Int. Std.	Y_2243A	Y_3600R	Y_3774R
Units	Cts/S	Cts/S	Cts/S
Avg	**428.53**	**1545.8**	**121.41**
Stddev	3.88	5.7	.08
%RSD	.90555	.37033	.06621

Sample Name: CCB 3 Acquired: 03/22/2013 16:56:04 Type: Unk
Method: IRIS 2011 Mode: CONC Corr. Factor: 1.000000
User: admin BATCH ID: METHOD: ANALYST:
Comment:

Elem	Al3082	Sb2068	As1890	Ba4554R	Be3131R	B_2089	Cd2288	Ca3179	Cr2061
Units	ppb	ppb	ppb	ppb	ppb	ppb	ppb	ppb	ppb
Avg	**-22.23**	**-.7935**	**2.329**	**.7516**	**-.0232**	**2.808**	**2.847**	**-10.03**	**-.0839**
Stddev	14.28	2.210	11.39	.7877	.4952	1.096	.342	6.81	.0339
%RSD	64.22	278.5	489.0	104.8	2136.	39.03	12.01	67.93	40.39

Elem	Co2286A	Cu2230	Fe2599R	Pb2203A	Li6707R	Mg2790R	Mn2939	Mo2020A	Ni2192
Units	ppb	ppb	ppb	ppb	ppb	ppb	ppb	ppb	ppb
Avg	**.0016**	**4.397**	**16.99**	**-5.062**	**-1.076**	**-26.68**	**-3.389**	**.2410**	**.4421**
Stddev	.4374	1.527	42.43	4.700	1.887	103.0	29.09	.1529	.1121
%RSD	27680.	34.72	249.8	92.86	175.4	386.2	858.4	63.45	25.36

Elem	K_7664R	Se1960A	Si2519	Ag3382	Na5895R	Sr3464	S_1820A	Tl1908	Sn1899
Units	ppb	ppb	ppb	ppb	ppb	ppb	ppb	ppb	ppb
Avg	**40.15**	**5.156**	**-520.2**	**1.780**	**33.69**	**21.53**	**-3.185**	**1.475**	**.6538**
Stddev	34.06	3.587	756.8	.998	12.60	5.25	2.391	3.355	1.208
%RSD	84.82	69.56	145.5	56.08	37.40	24.41	75.06	227.5	184.7

Elem	Ti3372	V_2908	Zn2138	P_2149	Bi2230
Units	ppb	ppb	ppb	ppb	ppb
Avg	**-4.682**	**-11.67**	**-.4157**	**-11.46**	**-.3749**
Stddev	5.780	25.85	.0762	5.34	1.875
%RSD	123.4	221.4	18.33	46.58	500.2

Int. Std.	Y_2243A	Y_3600R	Y_3774R
Units	Cts/S	Cts/S	Cts/S
Avg	**430.21**	**1549.4**	**122.92**
Stddev	2.15	3.2	.57
%RSD	.49985	.20625	.46429

Sample Name: 459346-011 Acquired: 03/22/2013 17:01:47 Type: Unk
Method: IRIS 2011 Mode: CONC Corr. Factor: 1.000000
User: admin BATCH ID: 635495 METHOD: 6010 ANALYST: MK
Comment:

Elem	Al3082	Sb2068	As1890	Ba4554R	Be3131R	B_2089	Cd2288	Ca3179
Units	ppb	ppb	ppb	ppb	ppb	ppb	ppb	ppb
Avg	**5059.**	**-2.171**	**11.57**	**161.2**	**-.1922**	**286.7**	**3.055**	**68140.**
Stddev	10.	1.748	3.09	2.5	.5169	1.7	.995	182.
%RSD	.1901	80.51	26.66	1.523	268.9	.5788	32.57	.2675

Elem	Cr2061	Co2286A	Cu2230	Fe2599R	Pb2203A	Li6707R	Mg2790R	Mn2939
Units	ppb	ppb	ppb	ppb	ppb	ppb	ppb	ppb
Avg	**154.5**	**3.175**	**14.07**	**3963.**	**.1392**	**126.5**	**28130.**	**499.0**
Stddev	1.0	.305	.63	69.	4.912	3.3	258.	40.4
%RSD	.6465	9.620	4.446	1.733	3529.	2.621	.9164	8.095

Elem	Mo2020A	Ni2192	K_7664R	Se1960A	Si2519	Ag3382	Na5895R	Sr3464
Units	ppb	ppb	ppb	ppb	ppb	ppb	ppb	ppb
Avg	**.6482**	**22.36**	**5812.**	**2.976**	**25090.**	**1.882**	**132200.**	**691.7**
Stddev	.2003	.92	104.	2.913	440.	.891	423.	8.2
%RSD	30.90	4.103	1.793	97.89	1.753	47.33	.3198	1.189

Elem	S_1820A	Tl1908	Sn1899	Ti3372	V_2908	Zn2138	P_2149	Bi2230
Units	ppb	ppb	ppb	ppb	ppb	ppb	ppb	ppb
Avg	**28170.**	**-.0812**	**.9369**	**136.4**	**-15.45**	**21.17**	**635.4**	**-2.679**
Stddev	111.	3.841	1.797	4.1	18.59	.13	13.4	3.232
%RSD	.3949	4733.	191.8	3.029	120.3	.6364	2.112	120.6

Int. Std.	Y_2243A	Y_3600R	Y_3774R
Units	Cts/S	Cts/S	Cts/S
Avg	**434.16**	**1595.0**	**125.48**
Stddev	5.41	12.5	.36
%RSD	1.2472	.78294	.28544

Sample Name: 459346-012 Acquired: 03/22/2013 17:07:25 Type: Unk
Method: IRIS 2011 Mode: CONC Corr. Factor: 1.000000
User: admin BATCH ID: 635495 METHOD: 6010 ANALYST: MK
Comment:

Elem	Al3082	Sb2068	As1890	Ba4554R	Be3131R	B_2089	Cd2288	Ca3179	Cr2061
Units	ppb	ppb	ppb	ppb	ppb	ppb	ppb	ppb	ppb
Avg	**-6.753**	**-1.291**	**1.520**	**3.375**	**-.2590**	**3.268**	**2.096**	**291.6**	**.1222**
Stddev	5.074	1.962	5.001	1.293	.5037	1.327	.528	29.6	.2793
%RSD	75.13	152.0	328.9	38.31	194.4	40.60	25.17	10.14	228.6

Elem	Co2286A	Cu2230	Fe2599R	Pb2203A	Li6707R	Mg2790R	Mn2939	Mo2020A	Ni2192
Units	ppb	ppb	ppb	ppb	ppb	ppb	ppb	ppb	ppb
Avg	**.2469**	**2.400**	**34.94**	**-8.067**	**-.6425**	**-148.9**	**-3.356**	**-.3503**	**7.762**
Stddev	.2532	1.509	19.16	1.126	3.427	72.0	5.818	.3687	.252
%RSD	102.5	62.85	54.84	13.95	533.3	48.36	173.4	105.3	3.247

Elem	K_7664R	Se1960A	Si2519	Ag3382	Na5895R	Sr3464	S_1820A	Tl1908	Sn1899
Units	ppb	ppb	ppb	ppb	ppb	ppb	ppb	ppb	ppb
Avg	**-54.71**	**.8267**	**-331.6**	**.2277**	**516.0**	**-2.671**	**17.86**	**-4.540**	**5.756**
Stddev	163.0	2.865	808.6	.7888	31.9	39.65	3.75	1.599	3.187
%RSD	297.9	346.5	243.9	346.4	6.176	1484.	20.98	35.22	55.36

Elem	Ti3372	V_2908	Zn2138	P_2149	Bi2230
Units	ppb	ppb	ppb	ppb	ppb
Avg	**6.757**	**-3.474**	**25.96**	**306.9**	**2.216**
Stddev	5.137	7.179	.15	5.4	.273
%RSD	76.03	206.6	.5589	1.759	12.30

Int. Std.	Y_2243A	Y_3600R	Y_3774R
Units	Cts/S	Cts/S	Cts/S
Avg	**425.99**	**1533.0**	**123.03**
Stddev	2.90	7.3	.46
%RSD	.67967	.47576	.37253

Sample Name: CCV 4 Acquired: 03/22/2013 17:18:52 Type: QC
Method: IRIS 2011 Mode: CONC Corr. Factor: 1.000000
User: admin BATCH ID: METHOD: ANALYST:
Comment:

Elem	Al3082	Sb2068	As1890	Ba4554R	Be3131R	B_2089	Cd2288	Ca3179	Cr2061
Units	ppb	ppb	ppb	ppb	ppb	ppb	ppb	ppb	ppb
Avg	W **9327.**	**998.8**	**1985.**	**1990.**	**1043.**	**2100.**	W **941.1**	**9753.**	**1984.**
Stddev	29.	3.1	6.	7.	4.	13.	1.5	78.	12.
%RSD	.3076	.3107	.3062	.3458	.3834	.6324	.1578	.7995	.5945
Check ?	Chk Warn	Chk Pass	Chk Pass	Chk Pass	Chk Pass	Chk Pass	Chk Warn	Chk Pass	Chk Pass
Value	10000.						1000.		
Range	-5.000%						-5.000%		

Elem	Co2286A	Cu2230	Fe2599R	Pb2203A	Li6707R	Mg2790R	Mn2939	Mo2020A	Ni2192
Units	ppb	ppb	ppb	ppb	ppb	ppb	ppb	ppb	ppb
Avg	**999.4**	**1973.**	**9908.**	**992.2**	**1991.**	**9798.**	**983.7**	**1029.**	**1044.**
Stddev	6.6	9.	63.	7.8	6.	132.	41.2	3.	7.
%RSD	.6582	.4602	.6375	.7839	.2812	1.343	4.192	.2721	.6464
Check ?	Chk Pass	Chk Pass	Chk Pass	Chk Pass	Chk Pass	Chk Pass	Chk Pass	Chk Pass	Chk Pass
Value									
Range									

Elem	K_7664R	Se1960A	Si2519	Ag3382	Na5895R	Sr3464	S_1820A	Tl1908	Sn1899
Units	ppb	ppb	ppb	ppb	ppb	ppb	ppb	ppb	ppb
Avg	**9937.**	**984.0**	**4878.**	**952.8**	**10110.**	**4896.**	W **4661.**	**969.8**	**1000.**
Stddev	105.	2.4	215.	1.1	51.	5.	8.	21.4	4.
%RSD	1.054	.2429	4.408	.1113	.5000	.0919	.1795	2.206	.4450
Check ?	Chk Pass	Chk Pass	Chk Pass	Chk Pass	Chk Pass	Chk Pass	Chk Warn	Chk Pass	Chk Pass
Value							5000.		
Range							-5.000%		

Elem	Ti3372	V_2908	Zn2138	P_2149	Bi2230
Units	ppb	ppb	ppb	ppb	ppb
Avg	**1985.**	**971.5**	W **2140.**	**963.9**	**1010.**
Stddev	9.	12.5	4.	2.5	5.
%RSD	.4746	1.290	.1857	.2603	.4872
Check ?	Chk Pass	Chk Pass	Chk Warn	Chk Pass	Chk Pass
Value			2000.		
Range			5.000%		

Sample Name: CCV 4 Acquired: 03/22/2013 17:18:52 Type: QC
Method: IRIS 2011 Mode: CONC Corr. Factor: 1.000000
User: admin BATCH ID: METHOD: ANALYST:
Comment:

Int. Std.	Y_2243A	Y_3600R	Y_3774R
Units	Cts/S	Cts/S	Cts/S
Avg	**428.62**	**1540.6**	**122.23**
Stddev	.98	5.6	1.09
%RSD	.22828	.36633	.89309

Sample Name: CCB 4 Acquired: 03/22/2013 17:24:29 Type: Unk
Method: IRIS 2011 Mode: CONC Corr. Factor: 1.000000
User: admin BATCH ID: METHOD: ANALYST:
Comment:

Elem	Al3082	Sb2068	As1890	Ba4554R	Be3131R	B_2089	Cd2288	Ca3179	Cr2061
Units	ppb	ppb	ppb	ppb	ppb	ppb	ppb	ppb	ppb
Avg	**-18.77**	**-.5068**	**-.3741**	**.4793**	**.1159**	**3.541**	**2.199**	**-28.63**	**.0523**
Stddev	6.44	.4226	4.693	.0795	1.272	1.399	.831	23.69	.1115
%RSD	34.29	83.39	1254.	16.59	1097.	39.51	37.80	82.74	213.3

Elem	Co2286A	Cu2230	Fe2599R	Pb2203A	Li6707R	Mg2790R	Mn2939	Mo2020A	Ni2192
Units	ppb	ppb	ppb	ppb	ppb	ppb	ppb	ppb	ppb
Avg	**.2156**	**4.540**	**17.69**	**-2.279**	**.4744**	**-177.4**	**23.98**	**.5946**	**1.779**
Stddev	.2444	4.855	24.44	2.648	2.452	65.8	15.79	.2325	1.982
%RSD	113.4	106.9	138.2	116.2	516.8	37.11	65.82	39.10	111.4

Elem	K_7664R	Se1960A	Si2519	Ag3382	Na5895R	Sr3464	S_1820A	Tl1908	Sn1899
Units	ppb	ppb	ppb	ppb	ppb	ppb	ppb	ppb	ppb
Avg	**-90.10**	**3.970**	**-221.3**	**1.738**	**26.12**	**9.122**	**-6.950**	**1.509**	**1.455**
Stddev	97.04	.407	150.1	1.195	34.14	14.19	1.717	4.659	.258
%RSD	107.7	10.25	67.83	68.75	130.7	155.5	24.70	308.8	17.72

Elem	Ti3372	V_2908	Zn2138	P_2149	Bi2230
Units	ppb	ppb	ppb	ppb	ppb
Avg	**-2.483**	**-3.556**	**.0289**	**1.237**	**1.245**
Stddev	5.511	19.25	.2155	7.513	4.336
%RSD	222.0	541.4	745.9	607.5	348.4

Int. Std.	Y_2243A	Y_3600R	Y_3774R
Units	Cts/S	Cts/S	Cts/S
Avg	**420.16**	**1510.5**	**120.77**
Stddev	3.61	7.1	.85
%RSD	.86014	.47212	.70650

Sample Name: CCV 7 Acquired: 03/22/2013 20:21:35 Type: QC
Method: IRIS 2011 Mode: CONC Corr. Factor: 1.000000
User: admin BATCH ID: METHOD: ANALYST:
Comment:

Elem	Al3082	Sb2068	As1890	Ba4554R	Be3131R	B_2089	Cd2288	Ca3179	Cr2061
Units	ppb	ppb	ppb	ppb	ppb	ppb	ppb	ppb	ppb
Avg	**9515.**	**994.8**	**1958.**	**1978.**	**1041.**	**2045.**	**958.6**	**9756.**	**1987.**
Stddev	11.	4.7	11.	5.	1.	17.	3.8	59.	10.
%RSD	.1132	.4703	.5566	.2466	.1053	.8097	.3962	.6023	.4790
Check ?	Chk Pass	Chk Pass	Chk Pass	Chk Pass	Chk Pass	Chk Pass	Chk Pass	Chk Pass	Chk Pass
Value									
Range									

Elem	Co2286A	Cu2230	Fe2599R	Pb2203A	Li6707R	Mg2790R	Mn2939	Mo2020A	Ni2192
Units	ppb	ppb	ppb	ppb	ppb	ppb	ppb	ppb	ppb
Avg	**998.4**	**1966.**	**9901.**	**999.9**	**1990.**	**9710.**	**986.1**	**1024.**	**1030.**
Stddev	2.3	10.	32.	7.1	5.	91.	7.6	7.	1.
%RSD	.2303	.4856	.3199	.7063	.2562	.9337	.7726	.7147	.0794
Check ?	Chk Pass	Chk Pass	Chk Pass	Chk Pass	Chk Pass	Chk Pass	Chk Pass	Chk Pass	Chk Pass
Value									
Range									

Elem	K_7664R	Se1960A	Si2519	Ag3382	Na5895R	Sr3464	S_1820A	Tl1908	Sn1899
Units	ppb	ppb	ppb	ppb	ppb	ppb	ppb	ppb	ppb
Avg	**9877.**	**983.3**	F **5695.**	**964.5**	**10060.**	**4895.**	W **4675.**	**973.6**	**1001.**
Stddev	19.	2.3	346.	2.1	32.	50.	13.	18.5	2.
%RSD	.1935	.2378	6.069	.2137	.3179	1.014	.2698	1.904	.1783
Check ?	Chk Pass	Chk Pass	Chk Fail	Chk Pass	Chk Pass	Chk Pass	Chk Warn	Chk Pass	Chk Pass
Value			5000.				5000.		
Range			10.00%				-5.000%		

Elem	Ti3372	V_2908	Zn2138	P_2149	Bi2230
Units	ppb	ppb	ppb	ppb	ppb
Avg	**1988.**	**969.5**	W **2129.**	**972.2**	**1012.**
Stddev	15.	14.4	11.	3.3	10.
%RSD	.7766	1.482	.5031	.3416	.9425
Check ?	Chk Pass	Chk Pass	Chk Warn	Chk Pass	Chk Pass
Value			2000.		
Range			5.000%		

Sample Name: CCV 7 Acquired: 03/22/2013 20:21:35 Type: QC
Method: IRIS 2011 Mode: CONC Corr. Factor: 1.000000
User: admin BATCH ID: METHOD: ANALYST:
Comment:

Int. Std.	Y_2243A	Y_3600R	Y_3774R
Units	Cts/S	Cts/S	Cts/S
Avg	**423.35**	**1512.8**	**119.87**
Stddev	6.88	5.7	.55
%RSD	1.6262	.37789	.45820

Sample Name: CCB 7 Acquired: 03/22/2013 20:27:06 Type: Unk
Method: IRIS 2011 Mode: CONC Corr. Factor: 1.000000
User: admin BATCH ID: METHOD: ANALYST:
Comment:

Elem	Al3082	Sb2068	As1890	Ba4554R	Be3131R	B_2089	Cd2288	Ca3179	Cr2061
Units	ppb	ppb	ppb	ppb	ppb	ppb	ppb	ppb	ppb
Avg	**-10.15**	**-.6400**	**7.924**	**.6717**	**-.0135**	**1.673**	**2.887**	**-24.56**	**.0546**
Stddev	2.56	1.544	2.360	.7681	.7497	1.504	1.699	24.50	.0327
%RSD	25.23	241.2	29.78	114.4	5538.	89.91	58.85	99.76	59.82

Elem	Co2286A	Cu2230	Fe2599R	Pb2203A	Li6707R	Mg2790R	Mn2939	Mo2020A	Ni2192
Units	ppb	ppb	ppb	ppb	ppb	ppb	ppb	ppb	ppb
Avg	**-.0348**	**4.048**	**16.57**	**-6.392**	**-1.141**	**-113.5**	**-20.55**	**.3431**	**.7596**
Stddev	.2186	1.514	47.74	1.078	4.435	183.4	17.80	.3542	1.750
%RSD	628.5	37.41	288.0	16.87	388.7	161.5	86.62	103.2	230.4

Elem	K_7664R	Se1960A	Si2519	Ag3382	Na5895R	Sr3464	S_1820A	Tl1908	Sn1899
Units	ppb	ppb	ppb	ppb	ppb	ppb	ppb	ppb	ppb
Avg	**-51.82**	**2.617**	**-547.2**	**1.567**	**.0711**	**-6.387**	**-14.94**	**.3854**	**1.532**
Stddev	121.2	3.894	73.8	1.621	34.53	21.26	3.48	1.351	1.686
%RSD	234.0	148.8	13.48	103.4	48530.	332.9	23.27	350.5	110.1

Elem	Ti3372	V_2908	Zn2138	P_2149	Bi2230
Units	ppb	ppb	ppb	ppb	ppb
Avg	**-4.021**	**13.22**	**-.5047**	**-2.225**	**1.521**
Stddev	6.879	19.33	.0346	13.35	1.780
%RSD	171.1	146.3	6.856	599.9	117.0

Int. Std.	Y_2243A	Y_3600R	Y_3774R
Units	Cts/S	Cts/S	Cts/S
Avg	**416.80**	**1501.6**	**120.41**
Stddev	.40	2.4	.66
%RSD	.09615	.15872	.54505

Sample Name: 635497-1-BLK Acquired: 03/22/2013 20:32:49 Type: Unk
Method: IRIS 2011 Mode: CONC Corr. Factor: 1.000000
User: admin BATCH ID: 635497 METHOD: 6010 ANALYST: MK
Comment:

Elem	Al3082	Sb2068	As1890	Ba4554R	Be3131R	B_2089	Cd2288	Ca3179	Cr2061
Units	ppb	ppb	ppb	ppb	ppb	ppb	ppb	ppb	ppb
Avg	**-11.29**	**1.273**	**6.376**	**1.417**	**.0873**	**.5490**	**2.648**	**-37.25**	**.4404**
Stddev	13.12	2.319	6.342	1.766	.1741	.6349	2.110	35.48	.1588
%RSD	116.2	182.1	99.46	124.6	199.4	115.6	79.69	95.25	36.05

Elem	Co2286A	Cu2230	Fe2599R	Pb2203A	Li6707R	Mg2790R	Mn2939	Mo2020A	Ni2192
Units	ppb	ppb	ppb	ppb	ppb	ppb	ppb	ppb	ppb
Avg	**-.1586**	**.2716**	**3.791**	**-3.414**	**1.632**	**-93.55**	**20.17**	**.2067**	**4.631**
Stddev	.2149	.8371	2.304	2.968	.756	102.0	36.34	.2454	.351
%RSD	135.5	308.2	60.77	86.92	46.31	109.0	180.1	118.7	7.581

Elem	K_7664R	Se1960A	Si2519	Ag3382	Na5895R	Sr3464	S_1820A	Tl1908	Sn1899
Units	ppb	ppb	ppb	ppb	ppb	ppb	ppb	ppb	ppb
Avg	**-97.37**	**4.619**	**-125.7**	**.4090**	**7.405**	**36.67**	**-7.962**	**-2.147**	**1.300**
Stddev	89.41	3.881	598.6	2.875	20.30	13.85	5.732	3.122	1.710
%RSD	91.83	84.02	476.4	703.1	274.2	37.76	71.99	145.4	131.6

Elem	Ti3372	V_2908	Zn2138	P_2149	Bi2230
Units	ppb	ppb	ppb	ppb	ppb
Avg	**-3.410**	**-7.606**	**-.0273**	**259.5**	**3.074**
Stddev	22.20	24.83	.1704	4.1	2.961
%RSD	650.9	326.5	624.5	1.566	96.34

Int. Std.	Y_2243A	Y_3600R	Y_3774R
Units	Cts/S	Cts/S	Cts/S
Avg	**431.99**	**1550.3**	**123.25**
Stddev	1.36	2.6	.35
%RSD	.31525	.16674	.28440

Sample Name: 635497-1-BKS Acquired: 03/22/2013 20:38:32 Type: QC
Method: IRIS 2011 Mode: CONC Corr. Factor: 1.000000
User: admin BATCH ID: 635497 METHOD: 6010 ANALYST: MK
Comment:

Elem	Al3082	Sb2068	As1890	Ba4554R	Be3131R	B_2089	Cd2288	Ca3179	Cr2061
Units	ppb	ppb	ppb	ppb	ppb	ppb	ppb	ppb	ppb
Avg	**4890.**	**1027.**	**1011.**	**981.3**	**1066.**	**1081.**	**960.1**	**24760.**	**989.9**
Stddev	23.	2.	10.	5.1	6.	3.	3.6	86.	2.4
%RSD	.4781	.2286	.9906	.5147	.5318	.2992	.3799	.3488	.2412
Check ?	Chk Pass	Chk Pass	Chk Pass	Chk Pass	Chk Pass	Chk Pass	Chk Pass	Chk Pass	Chk Pass
Value									
Range									

Elem	Co2286A	Cu2230	Fe2599R	Pb2203A	Li6707R	Mg2790R	Mn2939	Mo2020A	Ni2192
Units	ppb	ppb	ppb	ppb	ppb	ppb	ppb	ppb	ppb
Avg	**991.9**	**1001.**	**4978.**	**1006.**	**982.6**	**25320.**	**959.4**	**1018.**	**1016.**
Stddev	5.1	5.	52.	3.	6.7	299.	22.0	5.	3.
%RSD	.5158	.4606	1.036	.3246	.6865	1.179	2.296	.4730	.3224
Check ?	Chk Pass	Chk Pass	Chk Pass	Chk Pass	Chk Pass	Chk Pass	Chk Pass	Chk Pass	Chk Pass
Value									
Range									

Elem	K_7664R	Se1960A	Si2519	Ag3382	Na5895R	Sr3464	S_1820A	Tl1908	Sn1899
Units	ppb	ppb	ppb	ppb	ppb	ppb	ppb	ppb	ppb
Avg	**10120.**	**1036.**	**9572.**	**483.2**	**25560.**	**1029.**	**4994.**	**993.5**	**1013.**
Stddev	103.	8.	154.	.2	83.	48.	5.	31.1	2.
%RSD	1.019	.8071	1.610	.0498	.3231	4.682	.1009	3.132	.2350
Check ?	Chk Pass	Chk Pass	Chk Pass	Chk Pass	Chk Pass	Chk Pass	Chk Pass	Chk Pass	Chk Pass
Value									
Range									

Elem	Ti3372	V_2908	Zn2138	P_2149	Bi2230
Units	ppb	ppb	ppb	ppb	ppb
Avg	**1004.**	**997.1**	**1100.**	F **1269.**	**1018.**
Stddev	16.	53.3	4.	11.	5.
%RSD	1.555	5.342	.3393	.8884	.5298
Check ?	Chk Pass	Chk Pass	Chk Pass	Chk Fail	Chk Pass
Value				1000.	
Range				20.00%	

Sample Name: 635497-1-BKS Acquired: 03/22/2013 20:38:32 Type: QC
Method: IRIS 2011 Mode: CONC Corr. Factor: 1.000000
User: admin BATCH ID: 635497 METHOD: 6010 ANALYST: MK
Comment:

Int. Std.	Y_2243A	Y_3600R	Y_3774R
Units	Cts/S	Cts/S	Cts/S
Avg	**432.71**	**1558.2**	**123.13**
Stddev	1.50	8.6	.45
%RSD	.34765	.55251	.36923

Sample Name: 459504-002 Acquired: 03/22/2013 20:49:33 Type: Unk
Method: IRIS 2011 Mode: CONC Corr. Factor: 1.000000
User: admin BATCH ID: 635497 METHOD: 6010 ANALYST: MK
Comment:

Elem	Al3082	Sb2068	As1890	Ba4554R	Be3131R	B_2089	Cd2288	Ca3179
Units	ppb	ppb	ppb	ppb	ppb	ppb	ppb	ppb
Avg	**928.3**	**-.0108**	**4.797**	**101.3**	**.3521**	**351.4**	**2.997**	**60220.**
Stddev	10.9	2.644	6.101	.8	.2730	2.4	1.272	67.
%RSD	1.173	24370.	127.2	.7547	77.53	.6965	42.46	.1108

Elem	Cr2061	Co2286A	Cu2230	Fe2599R	Pb2203A	Li6707R	Mg2790R	Mn2939
Units	ppb	ppb	ppb	ppb	ppb	ppb	ppb	ppb
Avg	**60.73**	**.8416**	**3.045**	**586.2**	**-1.045**	**135.3**	**23680.**	**107.6**
Stddev	.04	.4148	.829	27.6	3.833	.3	234.	5.2
%RSD	.0682	49.28	27.21	4.700	366.8	.1907	.9862	4.838

Elem	Mo2020A	Ni2192	K_7664R	Se1960A	Si2519	Ag3382	Na5895R	Sr3464
Units	ppb	ppb	ppb	ppb	ppb	ppb	ppb	ppb
Avg	**1.314**	**6.817**	**5041.**	**3.897**	**15220.**	**.2050**	**159100.**	**604.9**
Stddev	.359	1.437	112.	2.831	531.	.4730	396.	23.3
%RSD	27.34	21.08	2.217	72.65	3.489	230.7	.2491	3.848

Elem	S_1820A	Tl1908	Sn1899	Ti3372	V_2908	Zn2138	P_2149	Bi2230
Units	ppb	ppb	ppb	ppb	ppb	ppb	ppb	ppb
Avg	**33300.**	**4.877**	**.5024**	**43.32**	**-11.68**	**11.19**	**445.5**	**-2.676**
Stddev	151.	2.635	1.278	4.55	6.83	.21	6.9	1.982
%RSD	.4534	54.03	254.5	10.51	58.46	1.879	1.553	74.06

Int. Std.	Y_2243A	Y_3600R	Y_3774R
Units	Cts/S	Cts/S	Cts/S
Avg	**420.82**	**1547.1**	**122.51**
Stddev	4.55	22.2	2.09
%RSD	1.0807	1.4351	1.7052

Sample Name: 459504-002 S Acquired: 03/22/2013 20:55:13 Type: Unk
Method: IRIS 2011 Mode: CONC Corr. Factor: 1.000000
User: admin BATCH ID: 635497 METHOD: 6010 ANALYST: MK
Comment:

Elem	Al3082	Sb2068	As1890	Ba4554R	Be3131R	B_2089	Cd2288	Ca3179
Units	ppb	ppb	ppb	ppb	ppb	ppb	ppb	ppb
Avg	**7312.**	**1003.**	**999.3**	**1080.**	**1033.**	**1397.**	**951.8**	**83910.**
Stddev	6.	10.	11.7	.	3.	13.	1.7	293.
%RSD	.0834	.9654	1.169	.0146	.2672	.9457	.1737	.3488

Elem	Cr2061	Co2286A	Cu2230	Fe2599R	Pb2203A	Li6707R	Mg2790R	Mn2939
Units	ppb	ppb	ppb	ppb	ppb	ppb	ppb	ppb
Avg	**1029.**	**959.4**	**978.7**	**5827.**	**963.7**	**1103.**	**47720.**	**1126.**
Stddev	6.	7.0	3.6	55.	4.6	3.	277.	9.
%RSD	.6026	.7320	.3687	.9487	.4732	.2471	.5807	.7783

Elem	Mo2020A	Ni2192	K_7664R	Se1960A	Si2519	Ag3382	Na5895R	Sr3464
Units	ppb	ppb	ppb	ppb	ppb	ppb	ppb	ppb
Avg	**984.6**	**976.9**	**15230.**	**1021.**	**27870.**	**481.5**	**184100.**	**1577.**
Stddev	9.5	6.2	205.	9.	820.	2.4	175.	12.
%RSD	.9673	.6305	1.344	.8951	2.943	.5083	.0949	.7756

Elem	S_1820A	Tl1908	Sn1899	Ti3372	V_2908	Zn2138	P_2149	Bi2230
Units	ppb	ppb	ppb	ppb	ppb	ppb	ppb	ppb
Avg	**38470.**	**956.6**	**985.4**	**1053.**	**964.8**	**1091.**	**1408.**	**1003.**
Stddev	171.	27.3	5.0	16.	25.9	7.	23.	10.
%RSD	.4434	2.857	.5087	1.533	2.679	.6686	1.618	1.042

Int. Std.	Y_2243A	Y_3600R	Y_3774R
Units	Cts/S	Cts/S	Cts/S
Avg	**409.25**	**1521.8**	**121.09**
Stddev	2.86	3.1	1.08
%RSD	.69893	.20397	.89232

Sample Name: 459504-002 SD Acquired: 03/22/2013 21:00:43 Type: Unk
Method: IRIS 2011 Mode: CONC Corr. Factor: 1.000000
User: admin BATCH ID: 635497 METHOD: 6010 ANALYST: MK
Comment:

Elem	Al3082	Sb2068	As1890	Ba4554R	Be3131R	B_2089	Cd2288	Ca3179
Units	ppb	ppb	ppb	ppb	ppb	ppb	ppb	ppb
Avg	**7475.**	**1031.**	**1049.**	**1113.**	**1057.**	**1450.**	**976.1**	**86120.**
Stddev	27.	7.	6.	4.	2.	4.	4.2	413.
%RSD	.3594	.6780	.5248	.3516	.1904	.2696	.4334	.4798

Elem	Cr2061	Co2286A	Cu2230	Fe2599R	Pb2203A	Li6707R	Mg2790R	Mn2939
Units	ppb	ppb	ppb	ppb	ppb	ppb	ppb	ppb
Avg	**1056.**	**987.3**	**1010.**	**5986.**	**994.6**	**1141.**	**48790.**	**1153.**
Stddev	5.	4.5	3.	61.	.8	8.	504.	24.
%RSD	.4778	.4547	.3408	1.024	.0814	.7193	1.033	2.100

Elem	Mo2020A	Ni2192	K_7664R	Se1960A	Si2519	Ag3382	Na5895R	Sr3464
Units	ppb	ppb	ppb	ppb	ppb	ppb	ppb	ppb
Avg	**1015.**	**1004.**	**15720.**	**1041.**	**29560.**	**493.6**	**190900.**	**1616.**
Stddev	7.	2.	51.	9.	84.	4.5	1094.	16.
%RSD	.6689	.2279	.3262	.8792	.2850	.9028	.5731	1.017

Elem	S_1820A	Tl1908	Sn1899	Ti3372	V_2908	Zn2138	P_2149	Bi2230
Units	ppb	ppb	ppb	ppb	ppb	ppb	ppb	ppb
Avg	**39570.**	**981.0**	**1009.**	**1078.**	**959.4**	**1120.**	**1417.**	**1031.**
Stddev	176.	23.5	8.	20.	7.6	7.	17.	10.
%RSD	.4435	2.401	.7678	1.837	.7942	.6422	1.175	.9505

Int. Std.	Y_2243A	Y_3600R	Y_3774R
Units	Cts/S	Cts/S	Cts/S
Avg	**403.92**	**1518.9**	**120.70**
Stddev	4.63	10.5	.32
%RSD	1.1473	.69255	.26326

Sample Name: 459504-002 P Acquired: 03/22/2013 21:06:13 Type: Unk
Method: IRIS 2011 Mode: CONC Corr. Factor: 1.000000
User: admin BATCH ID: 635497 METHOD: 6010 ANALYST: MK
Comment:

Elem	Al3082	Sb2068	As1890	Ba4554R	Be3131R	B_2089	Cd2288	Ca3179
Units	ppb	ppb	ppb	ppb	ppb	ppb	ppb	ppb
Avg	**6232.**	**1050.**	**1063.**	**1112.**	**1077.**	**1465.**	**996.2**	**83840.**
Stddev	15.	25.	26.	3.	4.	33.	4.5	141.
%RSD	.2433	2.420	2.403	.2917	.3304	2.235	.4531	.1685

Elem	Cr2061	Co2286A	Cu2230	Fe2599R	Pb2203A	Li6707R	Mg2790R	Mn2939
Units	ppb	ppb	ppb	ppb	ppb	ppb	ppb	ppb
Avg	**1084.**	**1018.**	**1041.**	**5637.**	**1023.**	**1139.**	**48290.**	**1149.**
Stddev	21.	23.	19.	11.	22.	5.	17.	34.
%RSD	1.914	2.304	1.809	.2010	2.168	.4144	.0354	2.974

Elem	Mo2020A	Ni2192	K_7664R	Se1960A	Si2519	Ag3382	Na5895R	Sr3464
Units	ppb	ppb	ppb	ppb	ppb	ppb	ppb	ppb
Avg	**1038.**	**1037.**	**15350.**	**1073.**	**25710.**	**496.9**	**182600.**	**1609.**
Stddev	22.	24.	102.	31.	770.	.9	397.	30.
%RSD	2.098	2.302	.6640	2.908	2.995	.1830	.2171	1.880

Elem	S_1820A	Tl1908	Sn1899	Ti3372	V_2908	Zn2138	P_2149	Bi2230
Units	ppb	ppb	ppb	ppb	ppb	ppb	ppb	ppb
Avg	**38400.**	**1020.**	**1036.**	**1051.**	**995.4**	**1155.**	**1513.**	**1051.**
Stddev	787.	6.	24.	10.	26.9	27.	23.	25.
%RSD	2.048	.6107	2.270	.9369	2.705	2.312	1.507	2.386

Int. Std.	Y_2243A	Y_3600R	Y_3774R
Units	Cts/S	Cts/S	Cts/S
Avg	**390.37**	**1470.1**	**115.83**
Stddev	5.78	11.8	.50
%RSD	1.4809	.80191	.43019

Sample Name: 459504-002 SDL Acquired: 03/22/2013 21:11:43 Type: Unk
Method: IRIS 2011 Mode: CONC Corr. Factor: 1.000000
User: admin BATCH ID: 635497 METHOD: 6010 ANALYST: MK
Comment:

Elem	Al3082	Sb2068	As1890	Ba4554R	Be3131R	B_2089	Cd2288	Ca3179	Cr2061
Units	ppb	ppb	ppb	ppb	ppb	ppb	ppb	ppb	ppb
Avg	**192.6**	**-1.453**	**4.402**	**21.47**	**.0733**	**71.13**	**2.549**	**12020.**	**13.29**
Stddev	6.3	2.693	2.411	1.70	1.016	1.62	.830	45.	.35
%RSD	3.257	185.4	54.78	7.929	1386.	2.273	32.56	.3770	2.607

Elem	Co2286A	Cu2230	Fe2599R	Pb2203A	Li6707R	Mg2790R	Mn2939	Mo2020A	Ni2192
Units	ppb	ppb	ppb	ppb	ppb	ppb	ppb	ppb	ppb
Avg	**.1283**	**2.413**	**113.2**	**-8.625**	**26.11**	**4641.**	**45.40**	**1.510**	**1.917**
Stddev	.8563	1.333	21.4	7.666	2.80	140.	24.29	.614	1.030
%RSD	667.7	55.25	18.91	88.88	10.73	3.021	53.51	40.67	53.74

Elem	K_7664R	Se1960A	Si2519	Ag3382	Na5895R	Sr3464	S_1820A	Tl1908	Sn1899
Units	ppb	ppb	ppb	ppb	ppb	ppb	ppb	ppb	ppb
Avg	**1041.**	**4.243**	**2778.**	**1.476**	**32980.**	**153.8**	**6359.**	**3.758**	**1.010**
Stddev	88.	2.220	129.	.721	62.	14.1	6.	3.480	2.286
%RSD	8.498	52.31	4.648	48.85	.1877	9.178	.1004	92.59	226.3

Elem	Ti3372	V_2908	Zn2138	P_2149	Bi2230
Units	ppb	ppb	ppb	ppb	ppb
Avg	**7.498**	**17.74**	**11.70**	**64.39**	**-4.440**
Stddev	4.401	12.99	.04	8.06	3.448
%RSD	58.70	73.21	.3500	12.52	77.65

Int. Std.	Y_2243A	Y_3600R	Y_3774R
Units	Cts/S	Cts/S	Cts/S
Avg	**408.62**	**1498.8**	**118.12**
Stddev	1.63	5.5	.88
%RSD	.39828	.36504	.74587

Sample Name: CCV 8 Acquired: 03/22/2013 21:28:40 Type: QC
Method: IRIS 2011 Mode: CONC Corr. Factor: 1.000000
User: admin BATCH ID: METHOD: ANALYST:
Comment:

Elem	Al3082	Sb2068	As1890	Ba4554R	Be3131R	B_2089	Cd2288	Ca3179	Cr2061
Units	ppb	ppb	ppb	ppb	ppb	ppb	ppb	ppb	ppb
Avg	**9644.**	**975.6**	**1950.**	**1970.**	**1042.**	**2030.**	**970.4**	**9886.**	**1999.**
Stddev	78.	3.3	17.	5.	2.	7.	3.8	29.	7.
%RSD	.8112	.3362	.8589	.2693	.1913	.3440	.3954	.2930	.3286
Check ?	Chk Pass	Chk Pass	Chk Pass	Chk Pass	Chk Pass	Chk Pass	Chk Pass	Chk Pass	Chk Pass
Value									
Range									

Elem	Co2286A	Cu2230	Fe2599R	Pb2203A	Li6707R	Mg2790R	Mn2939	Mo2020A	Ni2192
Units	ppb	ppb	ppb	ppb	ppb	ppb	ppb	ppb	ppb
Avg	**1002.**	**1975.**	**10050.**	**1013.**	**2005.**	**9744.**	**987.6**	**1024.**	**1029.**
Stddev	5.	2.	33.	5.	3.	93.	23.4	8.	3.
%RSD	.4698	.1156	.3293	.5380	.1483	.9504	2.365	.7422	.2549
Check ?	Chk Pass	Chk Pass	Chk Pass	Chk Pass	Chk Pass	Chk Pass	Chk Pass	Chk Pass	Chk Pass
Value									
Range									

Elem	K_7664R	Se1960A	Si2519	Ag3382	Na5895R	Sr3464	S_1820A	Tl1908	Sn1899
Units	ppb	ppb	ppb	ppb	ppb	ppb	ppb	ppb	ppb
Avg	**9962.**	**975.2**	W **5317.**	**974.3**	**10110.**	**4958.**	W **4683.**	**1002.**	**1006.**
Stddev	125.	2.7	332.	5.3	19.	21.	9.	7.	4.
%RSD	1.251	.2806	6.238	.5482	.1877	.4153	.1943	.7428	.4223
Check ?	Chk Pass	Chk Pass	Chk Warn	Chk Pass	Chk Pass	Chk Pass	Chk Warn	Chk Pass	Chk Pass
Value			5000.				5000.		
Range			5.000%				-5.000%		

Elem	Ti3372	V_2908	Zn2138	P_2149	Bi2230
Units	ppb	ppb	ppb	ppb	ppb
Avg	**1985.**	**968.0**	W **2144.**	**978.4**	**1003.**
Stddev	17.	22.5	5.	1.2	3.
%RSD	.8762	2.321	.2490	.1273	.3080
Check ?	Chk Pass	Chk Pass	Chk Warn	Chk Pass	Chk Pass
Value			2000.		
Range			5.000%		

Sample Name: CCV 8 Acquired: 03/22/2013 21:28:40 Type: QC
Method: IRIS 2011 Mode: CONC Corr. Factor: 1.000000
User: admin BATCH ID: METHOD: ANALYST:
Comment:

Int. Std.	Y_2243A	Y_3600R	Y_3774R
Units	Cts/S	Cts/S	Cts/S
Avg	**405.32**	**1446.0**	**114.17**
Stddev	.45	10.6	1.36
%RSD	.11196	.73048	1.1914

Sample Name: CCB 8 Acquired: 03/22/2013 21:34:10 Type: Unk
Method: IRIS 2011 Mode: CONC Corr. Factor: 1.000000
User: admin BATCH ID: METHOD: ANALYST:
Comment:

Elem	Al3082	Sb2068	As1890	Ba4554R	Be3131R	B_2089	Cd2288	Ca3179	Cr2061
Units	ppb	ppb	ppb	ppb	ppb	ppb	ppb	ppb	ppb
Avg	**-.9917**	**2.639**	**6.749**	**.5876**	**-.1917**	**2.320**	**2.032**	**-9.585**	**.0100**
Stddev	6.902	1.110	5.778	1.138	.7496	.993	2.005	14.59	.3166
%RSD	696.0	42.05	85.60	193.7	391.0	42.78	98.67	152.2	3160.

Elem	Co2286A	Cu2230	Fe2599R	Pb2203A	Li6707R	Mg2790R	Mn2939	Mo2020A	Ni2192
Units	ppb	ppb	ppb	ppb	ppb	ppb	ppb	ppb	ppb
Avg	**-.0950**	**2.168**	**-18.94**	**-3.492**	**-2.773**	**-16.30**	**-3.624**	**.3227**	**.4490**
Stddev	.4073	4.276	23.17	1.252	1.833	48.02	12.43	.3275	2.114
%RSD	428.6	197.2	122.3	35.85	66.10	294.6	343.1	101.5	470.7

Elem	K_7664R	Se1960A	Si2519	Ag3382	Na5895R	Sr3464	S_1820A	Tl1908	Sn1899
Units	ppb	ppb	ppb	ppb	ppb	ppb	ppb	ppb	ppb
Avg	**-39.19**	**2.989**	**-200.6**	**1.316**	**-11.67**	**21.25**	**-6.618**	**-3.711**	**.1672**
Stddev	142.5	1.776	479.4	1.829	44.04	20.28	4.572	2.158	.4593
%RSD	363.7	59.44	238.9	139.0	377.5	95.40	69.09	58.16	274.6

Elem	Ti3372	V_2908	Zn2138	P_2149	Bi2230
Units	ppb	ppb	ppb	ppb	ppb
Avg	**-2.833**	**-8.472**	**-.4867**	**-3.970**	**1.261**
Stddev	11.73	.057	.0938	8.657	3.927
%RSD	413.9	.6692	19.28	218.1	311.5

Int. Std.	Y_2243A	Y_3600R	Y_3774R
Units	Cts/S	Cts/S	Cts/S
Avg	**405.79**	**1459.7**	**114.96**
Stddev	.65	1.1	.44
%RSD	.15998	.07304	.38170

Sample Name: 459346-002 Acquired: 03/22/2013 22:13:39 Type: Unk
Method: IRIS 2011 Mode: CONC Corr. Factor: 1.000000
User: admin BATCH ID: 635497 METHOD: 6010 ANALYST: MK
Comment: DISS

Elem	Al3082	Sb2068	As1890	Ba4554R	Be3131R	B_2089	Cd2288	Ca3179
Units	ppb	ppb	ppb	ppb	ppb	ppb	ppb	ppb
Avg	**4.381**	**-2.494**	**6.268**	**71.40**	**-.2242**	**338.7**	**.9782**	**50570.**
Stddev	10.43	1.606	2.380	1.67	.3646	1.9	1.053	152.
%RSD	238.1	64.40	37.97	2.344	162.6	.5597	107.6	.3006

Elem	Cr2061	Co2286A	Cu2230	Fe2599R	Pb2203A	Li6707R	Mg2790R	Mn2939
Units	ppb	ppb	ppb	ppb	ppb	ppb	ppb	ppb
Avg	**4.082**	**-.2148**	**8.589**	**-236.1**	**-4.641**	**118.8**	**18910.**	**-27.92**
Stddev	.114	.0309	1.499	11.4	1.171	2.1	64.	26.47
%RSD	2.797	14.37	17.45	4.845	25.23	1.733	.3386	94.80

Elem	Mo2020A	Ni2192	K_7664R	Se1960A	Si2519	Ag3382	Na5895R	Sr3464
Units	ppb	ppb	ppb	ppb	ppb	ppb	ppb	ppb
Avg	**.6627**	**5.337**	**4707.**	**3.869**	**12120.**	**1.725**	**172500.**	**558.3**
Stddev	.2178	1.031	66.	1.925	1187.	2.668	919.	15.9
%RSD	32.86	19.33	1.393	49.75	9.794	154.7	.5330	2.853

Elem	S_1820A	Tl1908	Sn1899	Ti3372	V_2908	Zn2138	P_2149	Bi2230
Units	ppb	ppb	ppb	ppb	ppb	ppb	ppb	ppb
Avg	**28000.**	**-2.662**	**1.451**	**1.697**	**.6156**	**54.26**	**372.9**	**-2.055**
Stddev	89.	1.720	2.183	23.07	19.62	.13	2.8	1.853
%RSD	.3191	64.59	150.4	1359.	3186.	.2423	.7430	90.14

Int. Std.	Y_2243A	Y_3600R	Y_3774R
Units	Cts/S	Cts/S	Cts/S
Avg	**417.30**	**1532.8**	**118.82**
Stddev	2.83	6.3	.56
%RSD	.67715	.40984	.47532

Sample Name: 459346-003 Acquired: 03/22/2013 22:19:19 Type: Unk
Method: IRIS 2011 Mode: CONC Corr. Factor: 1.000000
User: admin BATCH ID: 635497 METHOD: 6010 ANALYST: MK
Comment: DISS

Elem	Al3082	Sb2068	As1890	Ba4554R	Be3131R	B_2089	Cd2288	Ca3179
Units	ppb	ppb	ppb	ppb	ppb	ppb	ppb	ppb
Avg	**1.900**	**-2.528**	**5.879**	**73.58**	**-.7161**	**322.9**	**1.928**	**55070.**
Stddev	7.401	1.529	8.961	.83	.4826	1.1	.957	191.
%RSD	389.6	60.46	152.4	1.134	67.38	.3391	49.62	.3473

Elem	Cr2061	Co2286A	Cu2230	Fe2599R	Pb2203A	Li6707R	Mg2790R	Mn2939
Units	ppb	ppb	ppb	ppb	ppb	ppb	ppb	ppb
Avg	**2.946**	**-.2829**	**2.460**	**-357.0**	**-4.672**	**117.8**	**20750.**	**-14.20**
Stddev	.411	.3074	.788	45.2	3.802	2.7	346.	22.11
%RSD	13.96	108.7	32.01	12.65	81.37	2.262	1.668	155.7

Elem	Mo2020A	Ni2192	K_7664R	Se1960A	Si2519	Ag3382	Na5895R	Sr3464
Units	ppb	ppb	ppb	ppb	ppb	ppb	ppb	ppb
Avg	**.6443**	**2.892**	**5178.**	**4.587**	**12530.**	**2.172**	**173200.**	**564.5**
Stddev	.2911	.894	89.	1.907	360.	1.044	1421.	62.3
%RSD	45.18	30.93	1.715	41.57	2.871	48.06	.8207	11.03

Elem	S_1820A	Tl1908	Sn1899	Ti3372	V_2908	Zn2138	P_2149	Bi2230
Units	ppb	ppb	ppb	ppb	ppb	ppb	ppb	ppb
Avg	**28500.**	**-1.615**	**.4759**	**-4.594**	**-12.74**	**48.24**	**408.5**	**2.200**
Stddev	284.	2.835	1.126	13.84	7.59	.18	11.9	3.468
%RSD	.9950	175.5	236.7	301.3	59.58	.3719	2.914	157.6

Int. Std.	Y_2243A	Y_3600R	Y_3774R
Units	Cts/S	Cts/S	Cts/S
Avg	**407.92**	**1492.7**	**115.86**
Stddev	1.61	12.7	1.43
%RSD	.39473	.85093	1.2378

Sample Name: 459346-004 Acquired: 03/22/2013 22:24:58 Type: Unk
Method: IRIS 2011 Mode: CONC Corr. Factor: 1.000000
User: admin BATCH ID: 635497 METHOD: 6010 ANALYST: MK
Comment: DISS

Elem	Al3082	Sb2068	As1890	Ba4554R	Be3131R	B_2089	Cd2288	Ca3179
Units	ppb	ppb	ppb	ppb	ppb	ppb	ppb	ppb
Avg	**6.942**	**-.3222**	**5.872**	**71.67**	**-.4985**	**364.1**	**1.853**	**52280.**
Stddev	10.11	2.247	4.748	1.54	.4353	1.0	1.545	41.
%RSD	145.6	697.5	80.85	2.144	87.32	.2701	83.36	.0777

Elem	Cr2061	Co2286A	Cu2230	Fe2599R	Pb2203A	Li6707R	Mg2790R	Mn2939
Units	ppb	ppb	ppb	ppb	ppb	ppb	ppb	ppb
Avg	**7.470**	**-.4205**	**.2084**	**-299.1**	**-6.298**	**121.7**	**19730.**	**20.98**
Stddev	.323	.4087	1.523	36.9	.055	1.0	65.	18.16
%RSD	4.319	97.19	730.8	12.35	.8651	.8500	.3271	86.59

Elem	Mo2020A	Ni2192	K_7664R	Se1960A	Si2519	Ag3382	Na5895R	Sr3464
Units	ppb	ppb	ppb	ppb	ppb	ppb	ppb	ppb
Avg	**.3529**	**5.931**	**4850.**	**5.961**	**12860.**	**.3423**	**177100.**	**549.4**
Stddev	.3517	.209	111.	2.104	169.	1.359	617.	11.7
%RSD	99.67	3.523	2.278	35.30	1.317	397.0	.3486	2.128

Elem	S_1820A	Tl1908	Sn1899	Ti3372	V_2908	Zn2138	P_2149	Bi2230
Units	ppb	ppb	ppb	ppb	ppb	ppb	ppb	ppb
Avg	**29000.**	**-.3879**	**1.610**	**.9077**	**8.982**	**15.29**	**451.9**	**-3.564**
Stddev	105.	3.421	1.534	8.343	19.57	.08	15.4	2.130
%RSD	.3619	881.8	95.28	919.1	217.9	.5156	3.408	59.78

Int. Std.	Y_2243A	Y_3600R	Y_3774R
Units	Cts/S	Cts/S	Cts/S
Avg	**413.59**	**1532.7**	**118.68**
Stddev	1.72	11.3	1.54
%RSD	.41637	.73596	1.2937

Sample Name: 459346-005 Acquired: 03/22/2013 22:30:37 Type: Unk
Method: IRIS 2011 Mode: CONC Corr. Factor: 1.000000
User: admin BATCH ID: 635497 METHOD: 6010 ANALYST: MK
Comment: DISS

Elem	Al3082	Sb2068	As1890	Ba4554R	Be3131R	B_2089	Cd2288	Ca3179
Units	ppb	ppb	ppb	ppb	ppb	ppb	ppb	ppb
Avg	**-.8002**	**.8932**	**3.877**	**59.58**	**-.2128**	**648.3**	**.7210**	**59130.**
Stddev	6.050	.4411	7.178	.73	.2976	31.2	1.879	188.
%RSD	756.1	49.38	185.2	1.226	139.8	4.811	260.6	.3173

Elem	Cr2061	Co2286A	Cu2230	Fe2599R	Pb2203A	Li6707R	Mg2790R	Mn2939
Units	ppb	ppb	ppb	ppb	ppb	ppb	ppb	ppb
Avg	**.6434**	**.0880**	**.7876**	**-313.7**	**-2.050**	**129.6**	**22000.**	**-10.26**
Stddev	.1487	.4532	2.388	36.5	4.464	1.9	13.	27.32
%RSD	23.12	514.9	303.2	11.64	217.8	1.468	.0605	266.3

Elem	Mo2020A	Ni2192	K_7664R	Se1960A	Si2519	Ag3382	Na5895R	Sr3464
Units	ppb	ppb	ppb	ppb	ppb	ppb	ppb	ppb
Avg	**.3077**	**1.166**	**5082.**	**4.234**	**12580.**	**1.878**	**188200.**	**610.2**
Stddev	.3475	.659	58.	2.692	1057.	1.904	386.	23.8
%RSD	113.0	56.47	1.140	63.58	8.396	101.4	.2053	3.907

Elem	S_1820A	Tl1908	Sn1899	Ti3372	V_2908	Zn2138	P_2149	Bi2230
Units	ppb	ppb	ppb	ppb	ppb	ppb	ppb	ppb
Avg	**37280.**	**.8284**	**1.145**	**-8.647**	**-16.52**	**16.08**	**354.8**	**-1.364**
Stddev	1727.	5.781	2.745	12.74	29.46	1.07	13.2	3.444
%RSD	4.632	697.9	239.6	147.3	178.3	6.652	3.707	252.6

Int. Std.	Y_2243A	Y_3600R	Y_3774R
Units	Cts/S	Cts/S	Cts/S
Avg	**404.19**	**1525.1**	**119.47**
Stddev	19.49	18.1	.93
%RSD	4.8215	1.1836	.78085

Sample Name: CCV 9 Acquired: 03/22/2013 22:36:14 Type: QC
Method: IRIS 2011 Mode: CONC Corr. Factor: 1.000000
User: admin BATCH ID: METHOD: ANALYST:
Comment:

Elem	Al3082	Sb2068	As1890	Ba4554R	Be3131R	B_2089	Cd2288	Ca3179	Cr2061
Units	ppb	ppb	ppb	ppb	ppb	ppb	ppb	ppb	ppb
Avg	**9615.**	**979.2**	**1961.**	**1981.**	**1048.**	**2026.**	**975.2**	**9946.**	**2006.**
Stddev	7.	3.8	12.	6.	6.	7.	2.3	75.	7.
%RSD	.0718	.3889	.5903	.3204	.5286	.3641	.2408	.7578	.3686
Check ?	Chk Pass	Chk Pass	Chk Pass	Chk Pass	Chk Pass	Chk Pass	Chk Pass	Chk Pass	Chk Pass
Value									
Range									

Elem	Co2286A	Cu2230	Fe2599R	Pb2203A	Li6707R	Mg2790R	Mn2939	Mo2020A	Ni2192
Units	ppb	ppb	ppb	ppb	ppb	ppb	ppb	ppb	ppb
Avg	**1003.**	**1981.**	**10000.**	**1014.**	**2017.**	**9765.**	**998.0**	**1031.**	**1030.**
Stddev	2.	2.	28.	3.	10.	238.	39.4	3.	1.
%RSD	.1638	.1217	.2787	.2885	.4860	2.433	3.947	.2459	.0502
Check ?	Chk Pass	Chk Pass	Chk Pass	Chk Pass	Chk Pass	Chk Pass	Chk Pass	Chk Pass	Chk Pass
Value									
Range									

Elem	K_7664R	Se1960A	Si2519	Ag3382	Na5895R	Sr3464	S_1820A	Tl1908	Sn1899
Units	ppb	ppb	ppb	ppb	ppb	ppb	ppb	ppb	ppb
Avg	**10100.**	**981.7**	F **4445.**	**975.5**	**10240.**	**4944.**	W **4746.**	**1012.**	**1008.**
Stddev	133.	6.8	592.	3.1	14.	19.	39.	10.	1.
%RSD	1.312	.6909	13.32	.3148	.1416	.3902	.8205	.9960	.0567
Check ?	Chk Pass	Chk Pass	Chk Fail	Chk Pass	Chk Pass	Chk Pass	Chk Warn	Chk Pass	Chk Pass
Value			5000.				5000.		
Range			-10.00%				-5.000%		

Elem	Ti3372	V_2908	Zn2138	P_2149	Bi2230
Units	ppb	ppb	ppb	ppb	ppb
Avg	**1992.**	W **946.8**	W **2149.**	**984.7**	**1013.**
Stddev	19.	22.4	3.	16.3	2.
%RSD	.9587	2.365	.1504	1.657	.2464
Check ?	Chk Pass	Chk Warn	Chk Warn	Chk Pass	Chk Pass
Value		1000.	2000.		
Range		-5.000%	5.000%		

Sample Name: CCV 9 Acquired: 03/22/2013 22:36:14 Type: QC
Method: IRIS 2011 Mode: CONC Corr. Factor: 1.000000
User: admin BATCH ID: METHOD: ANALYST:
Comment:

Int. Std.	Y_2243A	Y_3600R	Y_3774R
Units	Cts/S	Cts/S	Cts/S
Avg	**417.09**	**1500.9**	**116.79**
Stddev	.92	8.2	.55
%RSD	.22027	.54775	.47092

Sample Name: CCB 9 Acquired: 03/22/2013 22:41:45 Type: Unk
Method: IRIS 2011 Mode: CONC Corr. Factor: 1.000000
User: admin BATCH ID: METHOD: ANALYST:
Comment:

Elem	Al3082	Sb2068	As1890	Ba4554R	Be3131R	B_2089	Cd2288	Ca3179	Cr2061
Units	ppb	ppb	ppb	ppb	ppb	ppb	ppb	ppb	ppb
Avg	**4.089**	**.9274**	**4.174**	**.3152**	**-.0940**	**1.153**	**1.843**	**-31.77**	**.0764**
Stddev	6.191	2.800	4.412	1.432	.9406	1.283	2.045	7.01	.2383
%RSD	151.4	301.9	105.7	454.5	1001.	111.3	111.0	22.07	311.9

Elem	Co2286A	Cu2230	Fe2599R	Pb2203A	Li6707R	Mg2790R	Mn2939	Mo2020A	Ni2192
Units	ppb	ppb	ppb	ppb	ppb	ppb	ppb	ppb	ppb
Avg	**.0289**	**4.567**	**19.27**	**-6.754**	**-.6317**	**-252.4**	**3.498**	**-.0115**	**.4131**
Stddev	.1586	3.130	10.61	5.504	3.190	176.0	6.054	.4799	.2895
%RSD	549.3	68.53	55.03	81.49	504.9	69.71	173.1	4158.	70.08

Elem	K_7664R	Se1960A	Si2519	Ag3382	Na5895R	Sr3464	S_1820A	Tl1908	Sn1899
Units	ppb	ppb	ppb	ppb	ppb	ppb	ppb	ppb	ppb
Avg	**7.791**	**3.525**	**-446.2**	**.6841**	**31.60**	**37.12**	**-3.222**	**-3.751**	**2.202**
Stddev	70.13	3.678	1738.	2.132	29.07	14.40	3.918	1.364	.593
%RSD	900.2	104.3	389.6	311.7	91.99	38.78	121.6	36.38	26.94

Elem	Ti3372	V_2908	Zn2138	P_2149	Bi2230
Units	ppb	ppb	ppb	ppb	ppb
Avg	**.0286**	**-8.055**	**-.5817**	**-4.730**	**-3.485**
Stddev	8.921	12.84	.1635	9.304	1.218
%RSD	31170.	159.5	28.10	196.7	34.96

Int. Std.	Y_2243A	Y_3600R	Y_3774R
Units	Cts/S	Cts/S	Cts/S
Avg	**417.50**	**1495.9**	**118.72**
Stddev	1.46	2.8	.45
%RSD	.35043	.19046	.37947

Sample Name: 459346-006 Acquired: 03/22/2013 22:47:27 Type: Unk
Method: IRIS 2011 Mode: CONC Corr. Factor: 1.000000
User: admin BATCH ID: 635497 METHOD: 6010 ANALYST: MK
Comment: DISS

Elem	Al3082	Sb2068	As1890	Ba4554R	Be3131R	B_2089	Cd2288	Ca3179
Units	ppb	ppb	ppb	ppb	ppb	ppb	ppb	ppb
Avg	**9.811**	**-1.834**	**5.436**	**99.18**	**.0166**	**369.7**	**3.600**	**73750.**
Stddev	1.084	1.487	2.006	1.20	.4496	2.8	.437	367.
%RSD	11.05	81.08	36.90	1.212	2702.	.7573	12.14	.4970

Elem	Cr2061	Co2286A	Cu2230	Fe2599R	Pb2203A	Li6707R	Mg2790R	Mn2939
Units	ppb	ppb	ppb	ppb	ppb	ppb	ppb	ppb
Avg	**.7655**	**-.1725**	**4.020**	**-347.4**	**-2.655**	**140.8**	**27560.**	**-17.18**
Stddev	.3522	.2865	.751	22.0	1.676	4.9	265.	5.88
%RSD	46.00	166.1	18.69	6.334	63.11	3.502	.9614	34.25

Elem	Mo2020A	Ni2192	K_7664R	Se1960A	Si2519	Ag3382	Na5895R	Sr3464
Units	ppb	ppb	ppb	ppb	ppb	ppb	ppb	ppb
Avg	**1.160**	**1.617**	**5823.**	**1.285**	**11790.**	**1.020**	**217700.**	**755.0**
Stddev	.540	1.777	155.	5.938	903.	.567	1392.	30.1
%RSD	46.52	109.9	2.652	462.2	7.659	55.57	.6394	3.992

Elem	S_1820A	Tl1908	Sn1899	Ti3372	V_2908	Zn2138	P_2149	Bi2230
Units	ppb	ppb	ppb	ppb	ppb	ppb	ppb	ppb
Avg	**37600.**	**-.0412**	**-.7899**	**1.628**	**4.827**	**20.64**	**446.2**	**.2304**
Stddev	86.	3.866	1.797	4.204	22.04	.12	2.4	.3857
%RSD	.2278	9394.	227.5	258.3	456.7	.5721	.5443	167.4

Int. Std.	Y_2243A	Y_3600R	Y_3774R
Units	Cts/S	Cts/S	Cts/S
Avg	**412.13**	**1525.5**	**119.73**
Stddev	3.07	8.4	.83
%RSD	.74513	.55275	.69324

Sample Name: 459346-007 Acquired: 03/22/2013 22:53:07 Type: Unk
Method: IRIS 2011 Mode: CONC Corr. Factor: 1.000000
User: admin BATCH ID: 635497 METHOD: 6010 ANALYST: MK
Comment: DISS

Elem	Al3082	Sb2068	As1890	Ba4554R	Be3131R	B_2089	Cd2288	Ca3179
Units	ppb	ppb	ppb	ppb	ppb	ppb	ppb	ppb
Avg	**3.599**	**.0775**	**11.92**	**82.46**	**.1338**	**262.1**	**1.796**	**75090.**
Stddev	3.323	1.349	7.56	1.26	.8638	.9	1.093	128.
%RSD	92.33	1742.	63.42	1.528	645.8	.3537	60.90	.1709

Elem	Cr2061	Co2286A	Cu2230	Fe2599R	Pb2203A	Li6707R	Mg2790R	Mn2939
Units	ppb	ppb	ppb	ppb	ppb	ppb	ppb	ppb
Avg	**-.3258**	**-.2736**	**2.259**	**-188.6**	**-4.475**	**116.2**	**30060.**	**-17.63**
Stddev	.3562	.1970	3.512	22.9	1.764	.7	172.	36.32
%RSD	109.3	72.00	155.5	12.15	39.42	.5743	.5718	206.0

Elem	Mo2020A	Ni2192	K_7664R	Se1960A	Si2519	Ag3382	Na5895R	Sr3464
Units	ppb	ppb	ppb	ppb	ppb	ppb	ppb	ppb
Avg	**1.597**	**1.233**	**5403.**	**4.835**	**10420.**	**2.576**	**126500.**	**725.2**
Stddev	.191	1.227	196.	2.335	284.	2.067	825.	23.4
%RSD	11.93	99.52	3.621	48.30	2.728	80.23	.6525	3.219

Elem	S_1820A	Tl1908	Sn1899	Ti3372	V_2908	Zn2138	P_2149	Bi2230
Units	ppb	ppb	ppb	ppb	ppb	ppb	ppb	ppb
Avg	**24880.**	**-2.174**	**1.225**	**-10.54**	**-3.417**	**8.374**	**391.8**	**1.592**
Stddev	116.	1.953	1.325	4.94	19.26	.254	8.4	4.908
%RSD	.4646	89.82	108.1	46.90	563.7	3.030	2.134	308.4

Int. Std.	Y_2243A	Y_3600R	Y_3774R
Units	Cts/S	Cts/S	Cts/S
Avg	**413.00**	**1519.2**	**119.88**
Stddev	5.12	24.7	2.20
%RSD	1.2407	1.6231	1.8383

Sample Name: 459346-008 Acquired: 03/22/2013 22:58:47 Type: Unk
Method: IRIS 2011 Mode: CONC Corr. Factor: 1.000000
User: admin BATCH ID: 635497 METHOD: 6010 ANALYST: MK
Comment: DISS

Elem	Al3082	Sb2068	As1890	Ba4554R	Be3131R	B_2089	Cd2288	Ca3179
Units	ppb	ppb	ppb	ppb	ppb	ppb	ppb	ppb
Avg	**6.971**	**-.8700**	**7.129**	**69.96**	**-.4838**	**343.3**	**2.110**	**51120.**
Stddev	8.104	2.281	5.369	1.03	.6227	.7	1.872	89.
%RSD	116.2	262.1	75.32	1.478	128.7	.2147	88.71	.1737

Elem	Cr2061	Co2286A	Cu2230	Fe2599R	Pb2203A	Li6707R	Mg2790R	Mn2939
Units	ppb	ppb	ppb	ppb	ppb	ppb	ppb	ppb
Avg	**2.789**	**-.4041**	**4.002**	**-342.2**	**-6.905**	**120.0**	**19120.**	**-3.772**
Stddev	.069	.5917	1.310	53.6	2.617	4.5	185.	30.37
%RSD	2.487	146.4	32.72	15.68	37.90	3.789	.9678	805.2

Elem	Mo2020A	Ni2192	K_7664R	Se1960A	Si2519	Ag3382	Na5895R	Sr3464
Units	ppb	ppb	ppb	ppb	ppb	ppb	ppb	ppb
Avg	**.3953**	**.6714**	**4839.**	**1.900**	**12700.**	**1.420**	**177700.**	**537.4**
Stddev	.0931	.9928	77.	2.228	898.	1.318	648.	5.6
%RSD	23.56	147.9	1.601	117.3	7.071	92.80	.3648	1.049

Elem	S_1820A	Tl1908	Sn1899	Ti3372	V_2908	Zn2138	P_2149	Bi2230
Units	ppb	ppb	ppb	ppb	ppb	ppb	ppb	ppb
Avg	**29400.**	**-.1454**	**1.006**	**-3.802**	**-4.033**	**12.85**	**381.0**	**-1.765**
Stddev	166.	1.353	.800	4.597	19.92	.30	2.6	.501
%RSD	.5650	930.8	79.57	120.9	493.8	2.306	.6873	28.37

Int. Std.	Y_2243A	Y_3600R	Y_3774R
Units	Cts/S	Cts/S	Cts/S
Avg	**410.40**	**1501.5**	**117.18**
Stddev	3.59	17.6	1.80
%RSD	.87440	1.1722	1.5331

Sample Name: 459346-009 Acquired: 03/22/2013 23:04:26 Type: Unk
Method: IRIS 2011 Mode: CONC Corr. Factor: 1.000000
User: admin BATCH ID: 635497 METHOD: 6010 ANALYST: MK
Comment: DISS

Elem	Al3082	Sb2068	As1890	Ba4554R	Be3131R	B_2089	Cd2288	Ca3179
Units	ppb	ppb	ppb	ppb	ppb	ppb	ppb	ppb
Avg	**12.72**	**.2805**	**13.95**	**102.6**	**.2956**	**340.2**	**-.0098**	**60360.**
Stddev	7.48	2.833	8.87	.4	.3342	2.5	1.787	40.
%RSD	58.82	1010.	63.59	.4245	113.1	.7458	18300.	.0666

Elem	Cr2061	Co2286A	Cu2230	Fe2599R	Pb2203A	Li6707R	Mg2790R	Mn2939
Units	ppb	ppb	ppb	ppb	ppb	ppb	ppb	ppb
Avg	**-.3904**	**.2448**	**-.6825**	**-313.7**	**-1.803**	**122.4**	**22700.**	**89.51**
Stddev	.2165	.2347	4.624	73.3	4.014	.4	39.	22.40
%RSD	55.46	95.88	677.6	23.36	222.6	.2978	.1708	25.02

Elem	Mo2020A	Ni2192	K_7664R	Se1960A	Si2519	Ag3382	Na5895R	Sr3464
Units	ppb	ppb	ppb	ppb	ppb	ppb	ppb	ppb
Avg	**.7279**	**4.991**	**4833.**	**2.932**	**11540.**	**.8625**	**174500.**	**620.8**
Stddev	.4510	.780	121.	1.350	1222.	.5877	547.	5.7
%RSD	61.96	15.63	2.496	46.04	10.59	68.14	.3133	.9118

Elem	S_1820A	Tl1908	Sn1899	Ti3372	V_2908	Zn2138	P_2149	Bi2230
Units	ppb	ppb	ppb	ppb	ppb	ppb	ppb	ppb
Avg	**34700.**	**1.764**	**.1746**	**3.551**	**13.25**	**7.995**	**317.0**	**-1.074**
Stddev	303.	3.327	.7885	2.612	31.82	.128	8.4	.974
%RSD	.8737	188.6	451.7	73.57	240.1	1.606	2.647	90.64

Int. Std.	Y_2243A	Y_3600R	Y_3774R
Units	Cts/S	Cts/S	Cts/S
Avg	**409.28**	**1508.0**	**119.82**
Stddev	2.12	10.3	1.11
%RSD	.51690	.68204	.92366

Sample Name: 459346-011 Acquired: 03/22/2013 23:10:05 Type: Unk
Method: IRIS 2011 Mode: CONC Corr. Factor: 1.000000
User: admin BATCH ID: 635497 METHOD: 6010 ANALYST: MK
Comment: DISS

Elem	Al3082	Sb2068	As1890	Ba4554R	Be3131R	B_2089	Cd2288	Ca3179
Units	ppb	ppb	ppb	ppb	ppb	ppb	ppb	ppb
Avg	**5.988**	**-1.581**	**1.664**	**77.10**	**.1193**	**272.0**	**2.396**	**64350.**
Stddev	7.029	2.286	3.463	.78	1.276	1.5	1.163	72.
%RSD	117.4	144.6	208.2	1.009	1069.	.5458	48.55	.1123

Elem	Cr2061	Co2286A	Cu2230	Fe2599R	Pb2203A	Li6707R	Mg2790R	Mn2939
Units	ppb	ppb	ppb	ppb	ppb	ppb	ppb	ppb
Avg	**134.8**	**-.3492**	**1.466**	**-232.4**	**-4.445**	**124.4**	**24990.**	**-10.37**
Stddev	.5	.6396	2.211	20.1	2.316	2.5	242.	27.42
%RSD	.3484	183.2	150.8	8.644	52.10	2.020	.9702	264.5

Elem	Mo2020A	Ni2192	K_7664R	Se1960A	Si2519	Ag3382	Na5895R	Sr3464
Units	ppb	ppb	ppb	ppb	ppb	ppb	ppb	ppb
Avg	**-.1154**	**2.127**	**5025.**	**3.329**	**11810.**	**2.439**	**135700.**	**655.1**
Stddev	.2035	1.359	53.	1.525	370.	.237	286.	38.3
%RSD	176.2	63.90	1.055	45.82	3.129	9.703	.2105	5.839

Elem	S_1820A	Tl1908	Sn1899	Ti3372	V_2908	Zn2138	P_2149	Bi2230
Units	ppb	ppb	ppb	ppb	ppb	ppb	ppb	ppb
Avg	**28620.**	**-.1768**	**.7829**	**-9.866**	**9.081**	**9.210**	**417.6**	**1.216**
Stddev	166.	2.571	.3471	1.169	19.51	.204	13.2	4.572
%RSD	.5781	1454.	44.34	11.85	214.8	2.210	3.166	376.1

Int. Std.	Y_2243A	Y_3600R	Y_3774R
Units	Cts/S	Cts/S	Cts/S
Avg	**412.03**	**1507.8**	**119.78**
Stddev	1.88	3.0	.82
%RSD	.45539	.19929	.68246

Sample Name: 459346-012 Acquired: 03/22/2013 23:15:46 Type: Unk
Method: IRIS 2011 Mode: CONC Corr. Factor: 1.000000
User: admin BATCH ID: 635497 METHOD: 6010 ANALYST: MK
Comment: DISS

Elem	Al3082	Sb2068	As1890	Ba4554R	Be3131R	B_2089	Cd2288	Ca3179	Cr2061
Units	ppb	ppb	ppb	ppb	ppb	ppb	ppb	ppb	ppb
Avg	**8.397**	**-2.110**	**2.089**	**1.442**	**.0900**	**1.830**	**2.692**	**162.8**	**.5145**
Stddev	.639	1.902	4.982	1.420	.9709	.227	.299	5.3	.2941
%RSD	7.616	90.15	238.5	98.49	1079.	12.41	11.11	3.245	57.15

Elem	Co2286A	Cu2230	Fe2599R	Pb2203A	Li6707R	Mg2790R	Mn2939	Mo2020A	Ni2192
Units	ppb	ppb	ppb	ppb	ppb	ppb	ppb	ppb	ppb
Avg	**-.0309**	**-1.285**	**7.648**	**-3.488**	**-1.658**	**-5.139**	**24.55**	**-.3870**	**2.329**
Stddev	.2228	3.814	33.70	4.424	2.483	174.6	21.83	.2557	1.412
%RSD	720.1	296.9	440.6	126.8	149.8	3397.	88.90	66.08	60.65

Elem	K_7664R	Se1960A	Si2519	Ag3382	Na5895R	Sr3464	S_1820A	Tl1908	Sn1899
Units	ppb	ppb	ppb	ppb	ppb	ppb	ppb	ppb	ppb
Avg	**.8309**	**2.890**	**-254.1**	**.5674**	**420.3**	**8.512**	**22.41**	**-4.075**	**2.059**
Stddev	181.9	2.323	1038.	.9949	49.4	30.65	1.67	1.832	.568
%RSD	21900.	80.40	408.6	175.3	11.76	360.1	7.458	44.96	27.60

Elem	Ti3372	V_2908	Zn2138	P_2149	Bi2230
Units	ppb	ppb	ppb	ppb	ppb
Avg	**2.858**	**.5243**	**8.282**	**301.0**	**.0292**
Stddev	11.19	26.95	.187	10.3	3.480
%RSD	391.5	5140.	2.258	3.423	11910.

Int. Std.	Y_2243A	Y_3600R	Y_3774R
Units	Cts/S	Cts/S	Cts/S
Avg	**415.06**	**1487.2**	**117.72**
Stddev	1.30	7.4	.98
%RSD	.31313	.49679	.82916

Sample Name: CCV 10 Acquired: 03/22/2013 23:21:28 Type: QC
Method: IRIS 2011 Mode: CONC Corr. Factor: 1.000000
User: admin BATCH ID: METHOD: ANALYST:
Comment:

Elem	Al3082	Sb2068	As1890	Ba4554R	Be3131R	B_2089	Cd2288	Ca3179	Cr2061
Units	ppb	ppb	ppb	ppb	ppb	ppb	ppb	ppb	ppb
Avg	**9739.**	**988.5**	**1951.**	**1998.**	**1033.**	**2016.**	**980.9**	**9855.**	**2012.**
Stddev	50.	3.8	19.	13.	6.	17.	2.4	33.	10.
%RSD	.5133	.3803	.9484	.6504	.5981	.8568	.2442	.3344	.4855
Check ?	Chk Pass	Chk Pass	Chk Pass	Chk Pass	Chk Pass	Chk Pass	Chk Pass	Chk Pass	Chk Pass
Value									
Range									

Elem	Co2286A	Cu2230	Fe2599R	Pb2203A	Li6707R	Mg2790R	Mn2939	Mo2020A	Ni2192
Units	ppb	ppb	ppb	ppb	ppb	ppb	ppb	ppb	ppb
Avg	**1005.**	**1986.**	**10020.**	**1012.**	**2030.**	**9688.**	**989.3**	**1032.**	**1019.**
Stddev	5.	14.	38.	10.	14.	152.	6.2	7.	6.
%RSD	.4908	.6836	.3828	1.003	.6936	1.572	.6269	.6406	.5415
Check ?	Chk Pass	Chk Pass	Chk Pass	Chk Pass	Chk Pass	Chk Pass	Chk Pass	Chk Pass	Chk Pass
Value									
Range									

Elem	K_7664R	Se1960A	Si2519	Ag3382	Na5895R	Sr3464	S_1820A	Tl1908	Sn1899
Units	ppb	ppb	ppb	ppb	ppb	ppb	ppb	ppb	ppb
Avg	**9972.**	**981.4**	**4837.**	**981.8**	**10300.**	**4872.**	W **4741.**	**1009.**	**1002.**
Stddev	90.	10.5	165.	.6	53.	12.	49.	6.	3.
%RSD	.9062	1.070	3.413	.0648	.5099	.2427	1.028	.6436	.2713
Check ?	Chk Pass	Chk Pass	Chk Pass	Chk Pass	Chk Pass	Chk Pass	Chk Warn	Chk Pass	Chk Pass
Value							5000.		
Range							-5.000%		

Elem	Ti3372	V_2908	Zn2138	P_2149	Bi2230
Units	ppb	ppb	ppb	ppb	ppb
Avg	**2000.**	**958.1**	W **2148.**	**972.2**	**1021.**
Stddev	6.	7.5	14.	17.5	8.
%RSD	.3052	.7813	.6290	1.804	.7684
Check ?	Chk Pass	Chk Pass	Chk Warn	Chk Pass	Chk Pass
Value			2000.		
Range			5.000%		

Sample Name: CCV 10 Acquired: 03/22/2013 23:21:28 Type: QC
Method: IRIS 2011 Mode: CONC Corr. Factor: 1.000000
User: admin BATCH ID: METHOD: ANALYST:
Comment:

Int. Std.	Y_2243A	Y_3600R	Y_3774R
Units	Cts/S	Cts/S	Cts/S
Avg	**402.78**	**1456.0**	**114.84**
Stddev	3.84	3.1	.40
%RSD	.95290	.21093	.34543

Sample Name: CCB 10 Acquired: 03/22/2013 23:27:00 Type: Unk
Method: IRIS 2011 Mode: CONC Corr. Factor: 1.000000
User: admin BATCH ID: METHOD: ANALYST:
Comment:

Elem	Al3082	Sb2068	As1890	Ba4554R	Be3131R	B_2089	Cd2288	Ca3179	Cr2061
Units	ppb	ppb	ppb	ppb	ppb	ppb	ppb	ppb	ppb
Avg	**6.933**	**-.3017**	**5.048**	**.1607**	**-.3256**	**1.408**	**.8063**	**2.683**	**.0725**
Stddev	3.926	.8499	4.574	.2815	.8739	.645	.5303	43.54	.0394
%RSD	56.63	281.8	90.61	175.1	268.4	45.79	65.78	1623.	54.33

Elem	Co2286A	Cu2230	Fe2599R	Pb2203A	Li6707R	Mg2790R	Mn2939	Mo2020A	Ni2192
Units	ppb	ppb	ppb	ppb	ppb	ppb	ppb	ppb	ppb
Avg	**-.3071**	**2.383**	**-58.62**	**-5.210**	**.6019**	**-62.78**	**-10.75**	**.5461**	**.6494**
Stddev	.1266	.771	62.15	2.763	2.712	87.64	28.47	.3682	.9508
%RSD	41.24	32.36	106.0	53.03	450.6	139.6	264.7	67.43	146.4

Elem	K_7664R	Se1960A	Si2519	Ag3382	Na5895R	Sr3464	S_1820A	Tl1908	Sn1899
Units	ppb	ppb	ppb	ppb	ppb	ppb	ppb	ppb	ppb
Avg	**-9.117**	**2.311**	**-519.5**	**.7380**	**.2105**	**1.762**	**-3.904**	**-4.469**	**2.703**
Stddev	118.3	2.882	144.0	.5143	30.51	44.08	1.010	.367	.460
%RSD	1298.	124.7	27.71	69.70	14500.	2502.	25.88	8.220	17.03

Elem	Ti3372	V_2908	Zn2138	P_2149	Bi2230
Units	ppb	ppb	ppb	ppb	ppb
Avg	**1.712**	**4.834**	**-.5626**	**-1.162**	**2.656**
Stddev	.011	35.16	.1660	10.06	1.018
%RSD	.6604	727.2	29.51	865.6	38.32

Int. Std.	Y_2243A	Y_3600R	Y_3774R
Units	Cts/S	Cts/S	Cts/S
Avg	**402.83**	**1446.9**	**115.08**
Stddev	.52	1.8	.44
%RSD	.12869	.12393	.38488