February 14, 2014
AMEC Project No. 1420142001

Mr. Steven C. Holland, Assistant Vice President
Department of Risk Management Services
University of Arizona

Subject: Semi-Annual Monitoring Report
May 2013 to October 2013
Page Trowbridge Ranch Landfill
Pinal County, Arizona

Dear Mr. Holland,

This Semi-Annual Monitoring Report summarizes monitoring activities conducted at Page Trowbridge Ranch Landfill (PTRL) from May 4, 2013 to November 1, 2013 (i.e., the May 2013 through October 2013 semiannual reporting period). AMEC Environment & Infrastructure, Inc. (AMEC) prepared this Semi-Annual Monitoring Report for submittal to the Arizona Department of Environmental Quality for the University of Arizona (UA) who is responsible for ongoing post-closure care of PTRL.

Semi-annual monitoring activities performed at PTRL during the reporting period consist of SVE system operation, collection of soil vapor samples for analysis, groundwater elevation measurement, collection of groundwater samples for analysis, and post-closure inspections. Figure 1 shows the locations of groundwater and soil vapor monitoring points, as well as the location of the SVE system. This report presents operation of the SVE system first, followed by the presentation of groundwater and soil vapor monitoring data collected during the reporting period.

Operation of the SVE system and collection of operational data were performed by UA personnel in accordance with the Operation and Maintenance Manual (AMEC 2013). Groundwater and soil vapor monitoring activities were performed by UA personnel in accordance with the Post-Closure Period Expanded Groundwater Detection Monitoring Plan (March 29, 2012). Post-closure inspection was conducted by UA personnel in accordance with the Post-Closure Inspection and Maintenance Plan (March 2012).

1.0 OPERATION OF SVE SYSTEM

The SVE system operated throughout the reporting period with the following exceptions; a scheduled suspension of operation between May 4, 2013 when the SVE system was manually shut down and August 1, 2013 when it was manually restarted, and an extended unplanned shutdown between September 6 and October 8, 2013. The unplanned shutdown was due to a tripped interlock on the SVE-1 blower motor. The SVE system was manually shut down on November 1, 2013 as a scheduled suspension of operation. The SVE system was operated in a pulsed mode to assist in detecting potential threats to groundwater quality, per the Operation and Maintenance Manual (AMEC 2013).

AMEC Environment & Infrastructure, Inc.
4600 East Washington Street, Suite 600
Phoenix, Arizona 85034-1917
Tel (602) 733-6000
Fax (602) 733-6100 www.amec.com

During SVE operation, soil vapor well SGS-Well was used for extraction, while well SGD-Well was used for air injection. The SVE system was monitored approximately weekly when it was in operation with the exception of the period between September 6 and October 8, 2013. The SVE run time is tabulated in Table 1. When the SVE system is in operation, the percentage of run time is generally 40% of the elapsed hours between monitoring events, mostly as a function of available solar power (there is no other power source at the site). Instantaneous flow rates, cumulative volumes, and time-averaged flow rates are also reported in Table 1. The time-averaged extraction rate (for SGS-Well) and injection rate (for SGD-Well) during the May 4, 2013 to November 1, 2013 reporting period were 8.91and 2.90 standard cubic feet per minute (scfm), respectively. These rates were lower than the minimum rates in the Operation and Maintenance Manual of 9.25 and 3.75 scfm, respectively. Due to the low average flow rates the system will be operated for an extended period following the upcoming semi-annual monitoring event to achieve minimum flows specified in the O&M Manual for a rolling twelve month period.

SVE process samples were collected during the reporting period from the SVE system at sample ports before the vapor-phase granular activated carbon treatment vessels (influent), between the two treatment vessels (between-vessel), and after the treatment vessels (effluent) on September 6, October 8 and November 1, 2013. These soil vapor samples were submitted to Turner Laboratories, an Arizona Department of Health Services-certified laboratory (certificate number AZ0066) in Tucson, Arizona for analysis of volatile organic compounds (VOCs) using EPA Method TO-15. Laboratory reports for these soil vapor samples are included in Attachments 1 through 3. Chain of Custody forms are at the end of each laboratory report. Analytical results for the influent and effluent samples are presented in Table 2. The results for influent samples for seven VOCs are compared to site threshold concentrations for well SGS-Well, as listed in Table 2. These thresholds were developed to prompt additional actions to investigate whether groundwater quality may be impacted by releases from the landfill. The results for between-vessel samples are presented in the laboratory reports. Data quality reviews for each laboratory report are included in the referenced attachments.

2.0 SOIL VAPOR MONITORING ACTIVITIES AND RESULTS

The soil vapor monitoring network consists of two groundwater monitoring wells (MW-2 and MW-5), two soil vapor process wells (SGS-Well and SGD-Well), and four soil vapor monitoring points: SGS-SP, SGD-SP, SGD-MP, and SGD-DP, as shown on Figure 1. Groundwater monitoring wells MW-2 and MW-5 are equipped with down-hole inflatable packers that, when inflated, isolate the screened interval above the water table and thus allow soil vapor samples to be collected from these wells.

Semi-annual soil vapor monitoring was performed on October 23, 2013 while the SVE system was in operation. Soil vapor samples were collected from MW-2, MW-5, SGS-SP, SGD-SP, SGD-MP, and SGD-DP. A soil vapor sample was not collected from SGS-Well on October 23, 2013 as this sampling location is analogous to the SVE influent in the current operating configuration. SGD-well was being used for air injection and therefore was not sampled either. The soil vapor samples were submitted to Turner Laboratories for analysis of VOCs using EPA Method TO-15. The laboratory report and data quality review for these soil vapor samples are

included in Attachment 4. Chain of Custody forms are at the end of the laboratory report. The soil vapor sampling logs are included in Attachment 5. The analytical results for the soil vapor samples collected during the reporting period are tabulated in Table 3 and graphically presented in Figures 3a through 3t.

Table 4 presents site threshold concentrations for additional actions for seven VOCs. These thresholds were developed to prompt additional actions to investigate whether groundwater quality may be impacted by releases from the landfill. The detected concentrations of VOCs in soil vapor samples collected on October 23, 2013 and in the SVE influent are compared to site thresholds. None of the VOCs was detected at concentrations equal to or higher than site thresholds except for chloroform. The chloroform concentration in the sample collected from monitoring point SGD-MP was greater than its threshold of 140 mg/m^3. However, the detected concentration is within the range of historical data. The Mann-Kendall test, which is a non-parametric statistical test to evaluate trend, was used to assess whether a statistically significant upward trend in chloroform concentration is present, which would be an indication of a potential landfill release. The data used in the Mann-Kendall test include chloroform concentrations in samples collected from SGD-MP during SVE operation between November 2009 and October 2013. The Mann-Kendall test was performed using the Kendall program developed by the U.S. Geological Survey (USGS)[1]. The input and output files for the Kendall program are presented in Table 5. The Mann-Kendall test result indicated that the confidence level that an upward trend is present is equal to $1 - \frac{p}{2} = 1 - \frac{0.37}{2} = 82\%$ which is less than the commonly used confidence level for statistical significance (i.e., 95%). On this basis, the trend is not statistically significant at this time. Soil vapor monitoring will continue to be conducted to evaluate whether chloroform concentrations are increasing and indicative of a release from the landfill.

3.0 GROUNDWATER MONITORING ACTIVITIES AND RESULTS

The groundwater monitoring network consists of four groundwater monitoring wells, MW-2, MW-3, MW-4, and MW-5, as shown on Figure 1. On October 23, 2013, groundwater elevations were measured and groundwater samples were collected from each well. The samples were sent to Turner Laboratories and analyzed for the following parameters:

- Sodium and manganese by EPA Method 200.7
- Chloride and sulfate by EPA Method 300.0
- VOCs by EPA Method 524.2
- Semi-volatile organic compounds (SVOCs) by EPA Method 8270C
- Organochlorine pesticides by EPA Method 8081
- EDB, DBCP and 1,2,3-TCP by EPA Method 504.1

The groundwater sampling logs are included in Attachment 6. The laboratory reports for the groundwater samples are included in Attachment 7. The Chain of Custody forms are at the end

1 USGS, 2006, Computer Program for the Kendall Family of Trend Tests, Scientific Investigation Report 2005-5275, http://pubs.usgs.gov/sir/2005/5275/

of the laboratory reports. EPA Method 504.1 was added in October 2013 as analytical methods from previous groundwater sampling events were not capable of analyzing 1,2-Dibromo-3-chloropropane (DBCP) and Ethylene Dibromide (EDB) which are listed in the Resource Conservation and Recovery Act (RCRA) permit for the landfill.

Groundwater elevation measurements were collected on October 23, 2013 and are summarized in Table 6, and are graphically presented on Figure 2. These data indicate that groundwater flow direction is toward the southeast. Using the EPA on-line tool for gradient calculation[2], the horizontal hydraulic gradient is estimated to be approximately 0.002 ft/ft, while groundwater flow direction is approximately 7 degrees toward the southwest. The output of the EPA on-line tool is included as Attachment 8. The field parameters collected during groundwater sampling are summarized in Table 7. Analytical results for the groundwater samples are presented in Table 8. These results are compared to the alert levels for inorganic and organic constituents in Tables 9 and 10, respectively. None of the compounds was detected at concentrations higher than their alert levels.

4.0 POST-CLOSURE INSPECTION

Post-closure inspections were conducted on June 21, July 8, August 29, September 27 and November 26, 2013. The inspection and maintenance/repair reports are included in Attachment 9.

If you have any questions or comments, please contact Douglas Fisher at (602) 733-6042 or douglas.fisher@amec.com.

Respectfully submitted,

AMEC Environment & Infrastructure, Inc.

Douglas Fisher

Douglas Fisher, PE
Senior Engineer
Phone: 602-733-6042
Email: douglas.fisher@amec.com

Registered Professional Engineer (Civil)
CERTIFICATE NO. 52733
DOUGLAS FISHER
Date Signed 2/14/2014
ARIZONA U.S.A.

Enclosures:
Table 1 –SVE Operation Data
Table 2 – Analytical Results for Soil Vapor Samples from SVE System
Table 3 – Analytical Results for Soil Vapor Samples at Soil Vapor Monitoring Points
Table 4 – Thresholds for Additional Actions for Soil Vapor Samples

2 EPA On-line Tools for Site Assessment Calculation – Gradient Calculation, (accessed on July 15, 2013) http://www.epa.gov/athens/learn2model/part-two/onsite/gradient4plus-ns.html

Table 5 – Input and Output Files for USGS Kendall Program
Table 6 – Groundwater Elevations
Table 7 – Groundwater Field Parameters
Table 8 – Analytical Results for Groundwater Samples
Table 9 – Alert Levels for Organic Constituents in Groundwater Samples
Table 10 – Alert Levels for Inorganic Constituents in Groundwater Samples

Figure 1 - Groundwater and Soil Vapor Monitoring Points
Figure 2 - Groundwater Elevations – October 23, 2013
Figure 3a - SGS-SP Carbon Tetrachloride and Chloroform Concentration Trends
Figure 3b - SGS-SP 1,1-DCE and Methylene Chloride Concentration Trends
Figure 3c - SGS-SP PCE and TCE Concentration Trends
Figure 3d - SGS-SP Trichlorofluoromethane and 1,1,2- Trichlorotrifluoroethane Concentration Trends
Figure 3e - SGS-Well Carbon Tetrachloride and Chloroform Concentration Trends
Figure 3f - SGS- Well 1,1-DCE and Methylene Chloride Concentration Trends
Figure 3g - SGS-Well PCE And TCE Concentration Trends
Figure 3h - SGS-Well Trichlorofluoromethane and 1,1,2- Trichlorotrifluoroethane Concentration Trends
Figure 3i - SGD-SP Carbon Tetrachloride and Chloroform Concentration Trends
Figure 3j - SGD-SP 1,1-DCE and Methylene Chloride Concentration Trends
Figure 3k - SGD-SP PCE and TCE Concentration Trends
Figure 3l - SGD-SP Trichlorofluoromethane and 1,1,2- Trichlorotrifluoroethane Concentration Trends
Figure 3m - SGD-MP Carbon Tetrachloride and Chloroform Concentration trends
Figure 3n - SGD-MP 1,1-DCE and Methylene Chloride Concentration Trends
Figure 3o - SGD-MP PCE and TCE Concentration Trends
Figure 3p - SGD-MP Trichlorofluoromethane and 1,1,2- Trichlorotrifluoroethane Concentration Trends
Figure 3q - 0020 SGD-DP Carbon Tetrachloride and Chloroform Concentration Trends
Figure 3r - SGD-DP 1,1-DCE and Methylene Chloride Concentration Trends
Figure 3s - SGD-DP PCE and TCE Concentration Trends
Figure 3t - SGD-DP Trichlorofluoromethane and 1,1,2- Trichlorotrifluoroethane Concentration Trends

Attachment 1 - Laboratory Reports for September 2013 SVE Process Samples (CD only)
Attachment 2 - Laboratory Reports for October 2013 SVE Process Samples (CD only)
Attachment 3 - Laboratory Reports for November 2013 SVE Process Samples (CD only)
Attachment 4 - Laboratory Reports for October 2013 Soil Vapor Samples (CD only)
Attachment 5 - Soil Vapor Sampling Logs (CD only)
Attachment 6 - Groundwater Sampling Logs (CD only)
Attachment 7 - Laboratory Reports for October 2013 Groundwater Samples (CD only)
Attachment 8 - Output of EPA On-line Tool for Gradient Calculation (CD only)
Attachment 9 - Post Closure Inspection and Maintenance/Repair Reports (CD only)

TABLES

TABLE 1
SVE Operation Data
Semi-Annual Monitoring Report
Page-Trowbridge Ranch Landfill
Pinal County, Arizona

Date	Hour Meter Reading (hours)		Elapsed Time (hours)	Run Time (hours)		Percentage of Operation		Instantaneous Flow Rate (scfm)		Volume for the Period (ft^3)		Cumulative Volume (ft^3)		Time-Averaged Flow Rate (scfm)		Comments
	SGS-Well	SGD-Well	SGS-Well	SGS-Well	SGD-Well	SGS-Well	SGD-Well	SGS-Well	SGD-Well	SGS-Well	SGD-Well	SGS-Well	SGD-Well	SGS-Well	SGD-Well	
8/1/2013	9657.2	10366.7										53,466,355	18,998,438			Restarted system
8/9/2013	na	10421.2	192	na	55	na	28%	84	24	na	78,969	na	19,077,407	na	7	
8/16/2013	9784.1	10474.6	168	127	53	35%	32%	82	38	623,549	122,341	54,089,904	19,199,748	29	12	
8/23/2013	64.4	10527.4	168	64	53	38%	31%	78	27	302,371	85,536	54,392,275	19,285,284	30	8	Hour meter reset
8/29/2013	72.2	10533.1	144	8	6	5%	4%	78	24	36,623	8,259	54,428,898	19,293,543	4	1	
10/8/2013	154.2	10598.6	960	82	66	9%	7%	80	34	394,067	134,220	54,822,965	19,427,763	7	2	
10/18/2013	254.3	10644.1	240	100	46	42%	19%	80	34	481,050	93,237	55,304,015	19,520,999	33	6	
11/1/2013	350.7	10736.7	336	96	93	29%	28%	84	42	483,869	232,398	55,787,884	19,753,397	24	12	Suspended operation
May 2013 to October 2013			4344	478	370	11%	9%					2,321,529	754,959	8.91	2.90	
Minimum Time-Averaged Flow Rate (scfm)														9.25	3.75	

Abbreviations:
ft^3 = cubic feet
scfm = standard cubic feet per minute
na = not available

TABLE 2
Analytical Results for Soil Vapor Samples from SVE System[1,2]
Semi-Annual Monitoring Report
Page-Trowbridge Ranch Landfill
Pinal County, Arizona
Concentrations shown in milligrams per cubic meter (mg/m^3)

Analyte / Sample Date	Thresholds[4]	Influent to Treatment Vessels			Effluent from Treatment Vessels		
		9/6/2013	10/8/2013	11/1/2013	9/6/2013	10/8/2013	11/1/2013
VOCs with Thresholds							
Carbon tetrachloride	850	8.8	4.7	7.2	0.16 U	0.065 U	0.15 U
Chloroform	900	300	130	230	0.12 U	0.051 U	0.12 U
1,1-Dichloroethene	2160	0.91	0.61	0.95 U	0.098 U	0.041 U	0.097 U
Methylene chloride	530	0.82	4.2 U	8.3 U	0.86 U	0.36 U	0.85 U
Tetrachloroethene	130	2.3	1.2	1.9	0.17 U	0.07 U	0.17 U
Trichloroethene	330	6.4	2.7	4.9	0.13 U	0.056 U	0.13 U
Trichlorofluoromethane (Freon 11)	3870	110	70	83	35	12	40
Other Detected VOCs [3]							
Dichlorodifluoromethane (Freon 12)	na[5]	3.4	2.0	2.4	3.3	1.2	3.1
1,2-Dichloroethane	na	4.1	1.3	3.1	0.1 U	0.042 U	0.099 U
1,2-Dichloropropane	na	0.56	0.55 U	1.1 U	0.11 U	0.048 U	0.11 U
Acetone	na	0.99 U	3.6	5.7 U	0.59 U	0.25 U	0.58 U
Ethanol	na	7.2	0.9 U	1.8 U	0.19 U	0.078 U	0.18 U
Hexane	na	0.37 U	0.42	0.84 U	0.087 U	0.037 U	0.086 U
Toluene	na	0.39 U	1.4	1.3	0.093 U	0.039 U	0.092 U
1,1,2-Trichloro-1,1,2-trifluoroethane (Freon 113)	na	8.6	5.5	6.8	0.19 U	0.08 U	0.19 U

Notes
1. Data qualifiers are as follows:
   U = analyte not detected at reporting limit indicated.
2. Volatile organic compounds (VOCs) analyzed by EPA Method TO-15.
3. Only VOCs with detections are listed; reporting limits for non-detects can be found in the laboratory reports.
4. Influent results are compared to threshold values for SGS-Well.
5. na = not applicable

TABLE 3
Analytical Results for Soil Vapor Samples at Soil Vapor Monitoring Points [1,2,3,4]
Semi-Annual Monitoring Report
Page-Trowbridge Ranch Landfill
Pinal County, Arizona
Concentrations shown in milligrams per cubic meter (mg/m^3)

	SGS-SP		SGD-SP		SGD-MP		SGD-DP		MW-2		MW-5		DUP
Analyte **Sample Date**	**Thresholds**	**10/23/2013**	**Thresholds**	**10/23/2013**	**Thresholds**	**10/23/2013**	**Thresholds**	**10/23/2013**	**Thresholds**	**10/23/2013**	**Thresholds**	**10/23/2013**	**10/23/2013**
VOCs with Thresholds													
Carbon tetrachloride	450	0.33	180	12	130	4.8	130	6.1	6	0.0078 U	6	0.0082 U	0.008 U
Chloroform	480	7.8	210	190	140	**190**	140	25	12	0.006 U	12	0.0064 U	0.0062 U
1,1-Dichloroethene	1150	0.034	470	0.88	340	0.26 U	340	0.6	7	0.0049 U	7	0.0052 U	0.005 U
Methylene chloride	280	0.24 U	120	0.8	80	0.23 U	80	0.2	1	0.043 U	1	0.045 U	0.044 U
Tetrachloroethene	70	0.24	30	1.2	20	0.93	20	0.65	4	0.0084 U	4	0.0088 U	0.0086 U
Trichloroethene	180	0.38	80	9.7	50	5.7	50	3.6	2	0.0067 U	2	0.007 U	0.0068 U
Trichlorofluoromethane (Freon-11)	2060	2.4	860	270	640	66	640	180	596	0.007 U	596	0.0073 U	0.0072 U
Other Detected VOCs [5]													
1,2-Dichloroethane	na	0.072	na	0.32 U	na	0.27	na	0.21 U	na	0.005 U	na	0.0053 U	0.0052 U
Bromomethane	na	0.26 U	na	0.30 U	na	0.26 U	na	0.2 U	na	0.048 U	na	0.051 U	0.05 U
Carbon Disulfide	na	0.10	na	0.24 U	na	0.20 U	na	0.16 U	na	0.015 U	na	0.016 U	0.016 U
1,1,2-Trichlorotrifluoroethane (Freon 113)	na	0.21	na	11	na	2.6	na	6.7	na	0.0095 U	na	0.01 U	0.0098 U
Dichlorodifluoromethane (Freon 12)	na	0.05	na	11	na	3.9	na	5.3	na	0.0061 U	na	0.0064 U	0.0063 U
Hexane	na	0.024 U	na	0.28 U	na	0.23 U	na	0.19 U	na	0.0044 U	na	0.0046 U	0.0075
Tetrahydrofuran	na	0.02 U	na	0.24	na	0.19 U	na	0.16 U	na	0.0036 U	na	0.0038 U	0.0038 U

Notes
1. Data qualifiers are as follows:
   ND = not detected; no numerical value available for detection limit or reporting limit.
   U = analyte not detected at reporting limit indicated.
2. Volatile organic compounds (VOCs) analyzed by EPA Method TO-15.
3. Dup = field duplicate sample.
4. Bold values indicate detected concentrations equal to or higher than threshold levels.
5. Only VOCs with detections are listed; reporting limits for non-detects can be found in the laboratory reports.

TABLE 4
Thresholds for Additional Actions for Soil Vapor Samples
Semi-Annual Monitoring Report
Page-Trowbridge Ranch Landfill
Pinal County, Arizona

Compound	SGS-Well/SVE Influent	SGS-SP	SGD-SP	SGD-MP	SGD-DP	MW-2	MW-5
Carbon tetrachloride	850	450	180	130	130	6	6
Chloroform	900	480	210	140	140	12	12
1,1-Dichloroethene (1,1-DCE)	2160	1150	470	340	340	7	7
Methylene chloride	530	280	120	80	80	1	1
Tetrachloroethene (PCE)	130	70	30	20	20	4	4
Trichloroethene (TCE)	330	180	80	50	50	2	2
Trichlorofluoromethane (Freon-11)	3870	2060	860	640	640	596	596

Notes:
1. All concentrations are in mg/m^3

TABLE 5
Input and Output Files for USGS Kendall Program
Semi-Annual Monitoring Report
Page-Trowbridge Ranch Landfill
Pinal County, Arizona

Input File to Kendall Program

```
4 0     chloroform SGD-MP November 2009-October 2013 - Mann-Kendall test, input type 4
2009.1118        190
2010.1013        150
2011.0420        180
2011.1018        53
2012.0312        240
2012.0329        185
2012.0418        210
2012.1017        150
2013.0424       300
2013.1023        190
```

Out File from Kendall Program

```
   Kendall's tau Correlation Test
     US Geological Survey, 2005

Data set:  chloroform SGD-MP November 2009-October 2013 - Mann-Kendall te

The tau correlation coefficient is  0.244
   S =     11.
   z =   0.902
   p =  0.3672

The relation may be described by the equation:

  Y = -26631.    +    13.33     * X
```

TABLE 6
Groundwater Elevations
Semi-Annual Monitoring Report
Page-Trowbridge Ranch Landfill
Pinal County, Arizona

	MW-2			MW-3		MW-4		MW-5		
MP Elevation (ft amsl)	**3629.73**		**Note**	**3632.45**		**3631.96**		**3642.28**		**Note**
Date	DTW (ft bgs)[1]	WL (ft amsl)		DTW (ft bgs)[1]	WL (ft amsl)	DTW (ft bgs)[1]	WL (ft amsl)	DTW (ft bgs)[1]	WL (ft amsl)	
1/31/2001	642.70	2987.03		645.30	2987.15	644.81	2987.15	655.32	2986.96	
10/10/2001	642.71	2987.02		645.57	2986.88	644.89	2987.07	654.75	2987.53	
3/27/2002	642.42	2987.31		645.44	2987.01	644.92	2987.04	655.08	2987.20	
10/23/2002	642.34	2987.39		645.48	2986.97	645.23	2986.73	654.96	2987.32	
4/23/2003	642.38	2987.35		645.27	2987.18	645.07	2986.89	664.74	2977.54	2
10/22/2003	642.79	2986.94		645.83	2986.62	645.57	2986.39	662.23	2980.05	2
4/21/2004	642.55	2987.18		645.60	2986.85	645.31	2986.65	664.02	2978.26	2
5/5/2004	642.63	2987.10		645.90	2986.55	645.63	2986.33	655.49	2986.79	
10/13/2004	642.75	2986.98		644.92	2987.53	645.71	2986.25	655.62	2986.66	
4/13/2005	643.47	2986.26		646.08	2986.37	645.81	2986.15	656.67	2985.61	
10/12/2005	644.50	2985.23		647.37	2985.08	647.33	2984.63	657.61	2984.67	
4/12/2006	645.33	2984.40		648.20	2984.25	647.66	2984.30	657.61	2984.67	
10/11/2006	NM			649.16	2983.29	648.96	2983.00	658.00	2984.28	
11/7/2006	646.49	2983.24		NM		NM		652.89	2989.39	2
4/11/2007	646.02	2983.71		649.11	2983.34	648.99	2982.97	658.37	2983.91	
10/24/2007	646.78	2982.95		649.85	2982.60	649.21	2982.75	658.56	2983.72	
4/9/2008	646.79	2982.94		649.29	2983.16	649.18	2982.78	658.67	2983.61	
10/22/2008	647.48	2982.25		649.87	2982.58	649.69	2982.27	659.32	2982.96	
4/8/2009	647.47	2982.26		649.97	2982.48	649.08	2982.88	659.70	2982.58	
10/14/2009	647.97	2981.76		650.61	2981.84	650.47	2981.49	659.88	2982.40	
4/14/2010	574.94	3054.79	2	650.57	2981.88	650.35	2981.61	659.88	2982.40	
10/13/2010	648.95	2980.78		650.36	2982.09	651.28	2980.68	660.74	2981.54	
4/20/2011	649.19	2980.54		651.62	2980.83	651.59	2980.37	661.28	2981.00	
10/18/2011	649.79	2979.94		652.38	2980.07	652.10	2979.86	661.67	2980.61	
4/18/2012	649.95	2979.78		652.58	2979.87	652.51	2979.45	662.04	2980.24	
10/17/2012	650.35	2979.38		652.95	2979.50	652.66	2979.30	662.33	2979.95	
4/24/2013	651.07	2978.66		653.54	2978.91	653.38	2978.58	662.72	2979.56	
10/23/2013	651.68	2978.05		654.06	2978.39	654.30	2977.66	663.15	2979.13	

Abbreviations:
MP = measuring point
DTW = depth to water
WL = water level
ft = feet
bgs = below ground surface
amsl = above mean sea level
NM = not measured

Notes:
1. Depth to water measurements collected by University of Arizona.
2. Anomalous measurement.

TABLE 7
Groundwater Field Parameters
Semi-Annual Monitoring Report
Page-Trowbridge Ranch Landfill
Pinal County, Arizona

Parameter	MW-2	MW-3	MW-4	MW-5
Temperature (°C)	28.5	28.1	27.9	28.0
Specific Conductance (µmhos/cm)	200	115	195	215
pH (SU)	7.55	8.20	8.03	6.76

Notes:
1. Field parameter measurements were collected by University of Arizona on October 23, 2013.

Abbreviations:
°C = degree Celsius
µmhos = microsiemens
SU = standard unit

TABLE 8

Analytical Results for Groundwater Samples[1]
Semi-Annual Monitoring Report
Page-Trowbridge Ranch Landfill
Pinal County, Arizona
Concentrations shown in milligrams per liter (mg/L)

	MW-2		MW-3		MW-4		MW-5	
Analyte	**Alert Levels**	**10/23/20013**	**Alert Levels**	**10/23/2013**	**Alert Levels**	**10/23/2013**	**Alert Levels**	**10/23/2013**
Inorganic Constituents with Alert Levels								
Chloride (Cl^-)	9.045	6.2	9.135	5.6	9.65	4.3	8.992	6.9
Sulfate (SO_4^{2-})	7.954	5.0 U	7.757	5.0 U	6.686	5.0 U	6.339	5.0 U
Manganese (Mn)	6.8	0.08	7.72	0.034	0.412	0.044	0.88	0.12
Sodium (Na)	47	31	52	32	45	29	54	30
Organic Constituents with Alert Levels								
Polychlorinated Biphenyls (PCBs)	0.0004	--	0.0004	--	0.0004	--	0.0004	--
Pesticides								
Chlordane (alpha-+gamma-chlordane)	0.0016	0.0001 U	0.0016	0.0001 U	0.0016	0.0001 U	0.0016	0.0001 U
Endrin	0.0016	0.0001 U	0.0016	0.0001 U	0.0016	0.0001 U	0.0016	0.0001 U
Heptachlor	0.00032	0.0001 U	0.00032	0.0001 U	0.00032	0.0001 U	0.00032	0.0001 U
Heptachlor epoxide	0.00016	0.0001 U	0.00016	0.0001 U	0.00016	0.0001 U	0.00016	0.0001 U
gamma-BHC (Lindane)	0.00016	0.0001 U	0.00016	0.0001 U	0.00016	0.0001 U	0.00016	0.0001 U
Methoxychlor	0.032	0.0001 U	0.032	0.0001 U	0.032	0.0001 U	0.032	0.0001 U
Toxaphene	0.0024	0.001 U	0.0024	0.001 U	0.0024	0.001 U	0.0024	0.001 U
Semivolatile Organic Compounds								
1,2,4-Trichlorobenzene	0.056	0.01 U	0.056	0.01 U	0.056	0.1 U	0.056	0.01 U
1,2-Dichlorobenzene	0.48	0.01 U	0.48	0.01 U	0.48	0.1 U	0.48	0.01 U
1,4-Dichlorobenzene	0.06	0.01 U	0.06	0.01 U	0.06	0.1 U	0.06	0.01 U
Benzo(a)pyrene	0.00016	0.005 U	0.00016	0.005 U	0.00016	0.05 U	0.00016	0.005 U
Bis(2-ethylhexyl) phthalate	0.0048	0.01 U	0.0048	0.01 U	0.0048	0.1 U	0.0048	0.01 U
Hexachlorobenzene	0.0008	0.01 U	0.0008	0.01 U	0.0008	0.1 U	0.0008	0.01 U
Hexachlorocyclopentadiene	0.04	0.01 U	0.04	0.01 U	0.04	0.1 U	0.04	0.01 U
Pentachlorophenol	0.0008	0.03 U	0.0008	0.03 U	0.0008	0.3 U	0.0008	0.03 U
Volatile Organic Compounds								
1,1,1-Trichloroethane	0.16	0.0005 U	0.16	0.0005 U	0.16	0.0005 U	0.16	0.0005 U
1,1,2-Trichloroethane	0.004	0.0005 U	0.004	0.0005 U	0.004	0.0005 U	0.004	0.0005 U
1,1-Dichloroethene	0.0056	0.0005 U	0.0056	0.0005 U	0.0056	0.0005 U	0.0056	0.0005 U
1,2-Dibromo-3-chloropropane	0.00016	0.00002 U	0.00016	0.00002 U	0.00016	0.00002 U	0.00016	0.00002 U
Ethylene Dibromide (EDB)	0.00004	0.00001 U	0.00004	0.00001 U	0.00004	0.00001 U	0.00004	0.00001 U
1,2-Dichlorobenzene	0.48	0.0005 U	0.48	0.0005 U	0.48	0.0005 U	0.48	0.0005 U
1,2-Dichloroethane	0.004	0.0005 U	0.004	0.0005 U	0.004	0.0005 U	0.004	0.0005 U

TABLE 8
Analytical Results for Groundwater Samples[1]
Semi-Annual Monitoring Report
Page-Trowbridge Ranch Landfill
Pinal County, Arizona
Concentrations shown in milligrams per liter (mg/L)

	MW-2		MW-3		MW-4		MW-5	
Analyte	**Alert Levels**	**10/23/20013**	**Alert Levels**	**10/23/2013**	**Alert Levels**	**10/23/2013**	**Alert Levels**	**10/23/2013**
1,2-Dichloropropane	0.004	0.0005 U	0.004	0.0005 U	0.004	0.0005 U	0.004	0.0005 U
1,4-Dichlorobenzene	0.06	0.0005 U	0.06	0.0005 U	0.06	0.0005 U	0.06	0.0005 U
Benzene	0.004	0.0005 U	0.004	0.0005 U	0.004	0.0005 U	0.004	0.0005 U
Carbon tetrachloride	0.004	0.0005 U	0.004	0.0005 U	0.004	0.0005 U	0.004	0.0005 U
Chlorobenzene	0.08	0.0005 U	0.08	0.0005 U	0.08	0.0005 U	0.08	0.0005 U
cis-1,2-Dichloroethene	0.056	0.0005 U	0.056	0.0005 U	0.056	0.0005 U	0.056	0.0005 U
Ethylbenzene	0.56	0.0005 U	0.56	0.0005 U	0.56	0.0005 U	0.56	0.0005 U
Methylene chloride	0.004	0.0005 U	0.004	0.0005 U	0.004	0.0005 U	0.004	0.0005 U
Styrene	0.08	0.0005 U	0.08	0.0005 U	0.08	0.0005 U	0.08	0.0005 U
Tetrachloroethene	0.004	0.0005 U	0.004	0.0005 U	0.004	0.0005 U	0.004	0.0005 U
Toluene	0.8	0.0005 U	0.8	0.0005 U	0.8	0.0005 U	0.8	0.0005 U
trans-1,2-Dichloroethene	0.08	0.0005 U	0.08	0.0005 U	0.08	0.0005 U	0.08	0.0005 U
Trichloroethene	0.004	0.0005 U	0.004	0.0005 U	0.004	0.0005 U	0.004	0.0005 U
Trihalomethanes	0.064	0.0005 U	0.064	0.0005 U	0.064	0.0005 U	0.064	0.0005 U
Vinyl chloride	0.0016	0.0005 U	0.0016	0.0005 U	0.0016	0.0005 U	0.0016	0.0005 U
Xylenes, total	8	0.0015 U	8	0.0015 U	8	0.0015 U	8	0.0015 U

Notes
1. Data qualifiers are as follows:
   -- = no data available.
   U = analyte not detected at reporting limit indicated.

TABLE 9
Alert Levels for Organic Constituents in Groundwater Samples
Semi-Annual Monitoring Report
Page-Trowbridge Ranch Landfill
Pinal County, Arizona
Concentrations shown in milligrams per liter (mg/L)

Analyte	MCL	Alert Level
Polychlorinated Biphenyls (PCBs)	0.0005	0.0004
Pesticides		
Chlordane	0.002	0.0016
Endrin	0.002	0.0016
Heptachlor	0.0004	0.00032
Heptachlor epoxide	0.0002	0.00016
Lindane	0.0002	0.00016
Methoxychlor	0.04	0.032
Toxaphene	0.003	0.0024
Semivolatile Organic Compounds		0
1,2,4-Trichlorobenzene	0.07	0.056
1,2-Dichlorobenzene	0.6	0.48
1,4-Dichlorobenzene	0.075	0.06
Benzo(a)pyrene	0.0002	0.00016
Bis(2-ethylhexyl) phthalate	0.006	0.0048
Hexachlorobenzene	0.001	0.0008
Hexachlorocyclopentadiene	0.05	0.04
Pentachlorophenol	0.001	0.0008
Volatile Organic Compounds		
1,1,1-Trichloroethane	0.2	0.16
1,1,2-Trichloroethane	0.005	0.004
1,1-Dichloroethene	0.007	0.0056
1,2-Dibromo-3-chloropropane	0.0002	0.00016
Ethylene Dibromide (EDB)	0.00005	0.00004
1,2-Dichlorobenzene	0.6	0.48
1,2-Dichloroethane	0.005	0.004
1,2-Dichloropropane	0.005	0.004
1,4-Dichlorobenzene	0.075	0.06
Benzene	0.005	0.004
Carbon tetrachloride	0.005	0.004
Chlorobenzene	0.1	0.08
cis-1,2-Dichloroethene	0.07	0.056
Ethylbenzene	0.7	0.56
Methylene chloride	0.005	0.004
Styrene	0.1	0.08
Tetrachloroethene	0.005	0.004
Toluene	1	0.8
trans-1,2-Dichloroethene	0.1	0.08
Trichloroethene	0.005	0.004
Trihalomethanes	0.08	0.064
Vinyl chloride	0.002	0.0016
Xylenes, total	10	8

Notes:
1. Only chemicals that have primary MCLs are listed.
2. Primary MCLs obtained from National Primary Drinking Water Regulations (EPA 816-F-09-0004, May 2009).
3. Alert levels are calculated as 80% of MCLs.

Abbreviations:
EPA = US Environmental Protection Agency
MCLs = maximum contaminant levels

TABLE 10

Alert Levels for Inorganic Constituents in Groundwater Samples
Semi-Annual Monitoring Report
Page-Trowbridge Ranch Landfill
Pinal County, Arizona

Parameter	Alert Levels
MW-2	
Chloride (Cl^-)	9.045
Sulfate (SO_4^{2-})	7.954
Manganese (Mn)	6.8
Sodium (Na)	47
MW-3	
Chloride (Cl^-)	9.135
Sulfate (SO_4^{2-})	7.757
Manganese (Mn)	7.72
Sodium (Na)	52
MW-4	
Chloride (Cl^-)	9.65
Sulfate (SO_4^{2-})	6.686
Manganese (Mn)	0.412
Sodium (Na)	45
MW-5	
Chloride (Cl^-)	8.992
Sulfate (SO_4^{2-})	6.339
Manganese (Mn)	0.88
Sodium (Na)	54

Notes:
1. All concentrations are in unit mg/L, except noted otherwise.
2. "-" = not applicable.

FIGURES

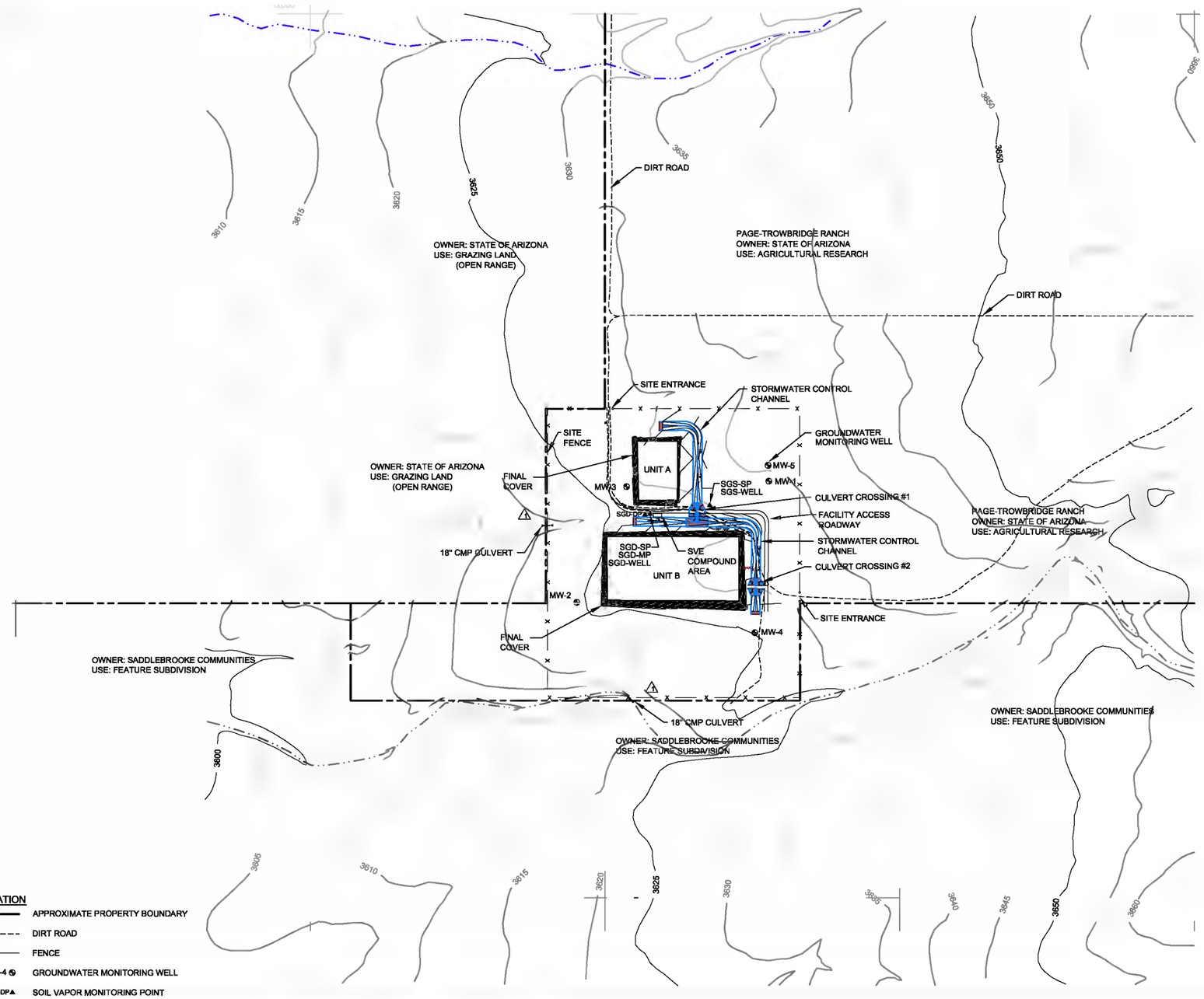

ALL WEATHER WINDROSE

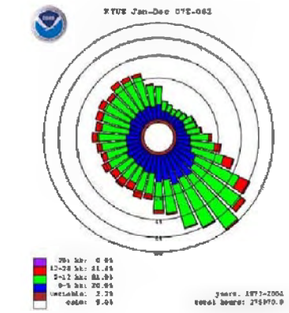

SOURCE: U.S. DEPARTMENT OF COMMERCE NATIONAL OCEANIC AND ATMOSPHERIC ADMINISTRATION NATIONAL WEATHER RECORD CENTER FOR YEARS JANUARY 1973 TO DECEMBER 2004.

LOCATION MAP

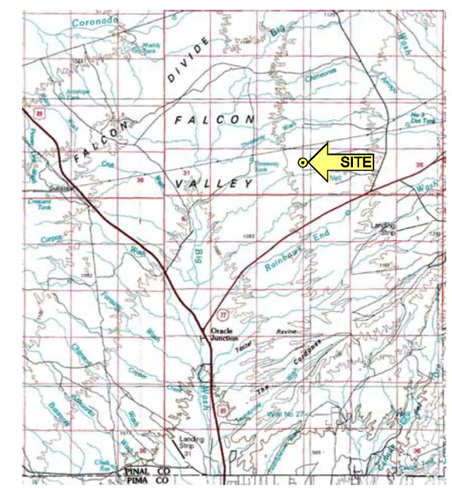

SOURCE: USGS MAMMOTH, ARIZONA 1986
1:100000 SCALE

EXPLANATION

- APPROXIMATE PROPERTY BOUNDARY
- DIRT ROAD
- FENCE
- MW-4 GROUNDWATER MONITORING WELL
- SGD-DP SOIL VAPOR MONITORING POINT

NOTE:
1. PROPERTY BOUNDARIES ARE BASED ON SURVEY MAP BY MMLA (8/2/1996)

SOURCE: STEARNS, CONRAD AND SCHMIDT CONSULTING ENGINEERS, PHOENIX, ARIZONA DECEMBER 12, 1997.

REV	D	M	Y	ISSUE/REVISION DESCRIPTION	ENG.	APPR.
G						
F						
E						
D						
C						
B						
A						

Client Logo:

Client:
UNIVERSITY OF ARIZONA
P.O. BOX 210460
TUCSON, AZ. 85721-0460

AMEC
Environment & Infrastructure, Inc.
4600 East Washington Street, Suite 600,
Phoenix, Arizona 85034

DATUM: –
PROJECTION: –
DRAWN BY: APS
REVIEWED BY: MZ
ORIGINAL SCALE: AS SHOWN

PROJECT: PAGE - TROWBRIDGE RANCH LANDFILL (EPA ID AZ98066584)

TITLE: GROUNDWATER AND SOIL VAPER MONITORING POINTS

PROJECT NO.: 1420112030
REVISION NO. A
DATE: JUNE 2012
DRAWING NO.: FIGURE 1
SHEET NO.: _ of _

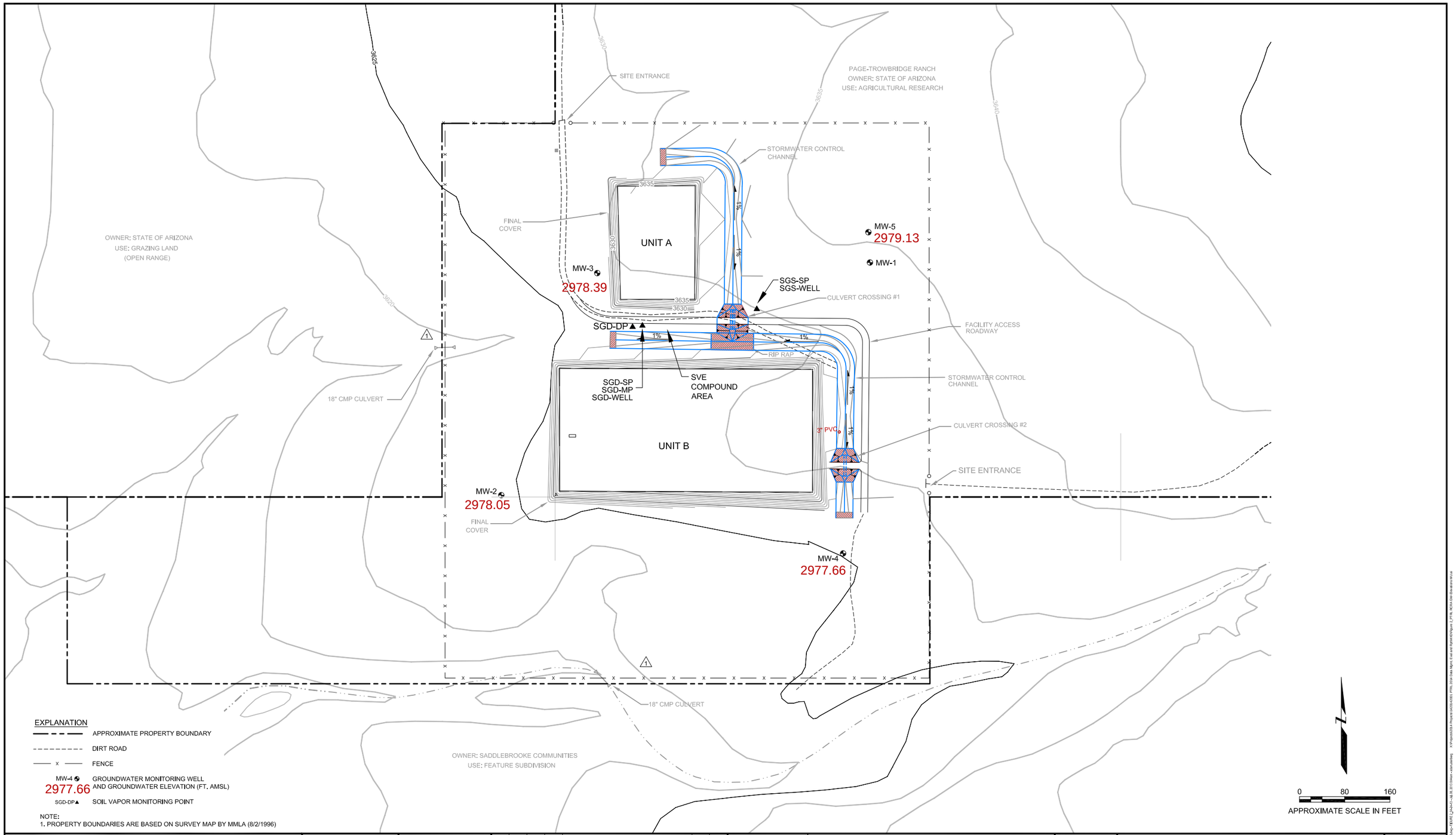

NOTE:
1. PROPERTY BOUNDARIES ARE BASED ON SURVEY MAP BY MMLA (8/2/1996)

SOURCE: STEARNS, CONRAD AND SCHMIDT CONSULTING ENGINEERS, PHOENIX, ARIZONA DECEMBER 12, 1997.

REV	D	M	Y	ISSUE/REVISION DESCRIPTION	ENG.	APPR.
G						
F						
E						
D						
C						
B						
A						

Client Logo:

Client:
UNIVERSITY OF ARIZONA
P.O. BOX 210460
TUCSON, AZ. 85721-0460

AMEC
Environment & Infrastructure, Inc.
4600 East Washington Street, Suite 600,
Phoenix, Arizona 85034

DATUM: –
PROJECTION: –
DRAWN BY: APS
REVIEWED BY: MZ
ORIGINAL SCALE: AS SHOWN

PROJECT: PAGE - TROWBRIDGE RANCH LANDFILL (EPA ID AZ98066584)

TITLE: GROUNDWATER ELEVATIONS October 23, 2013

PROJECT NO.: 1420112030
REVISION NO. A
DATE: JULY 2013
DRAWING NO.: FIGURE 2
SHEET NO.: _ of _

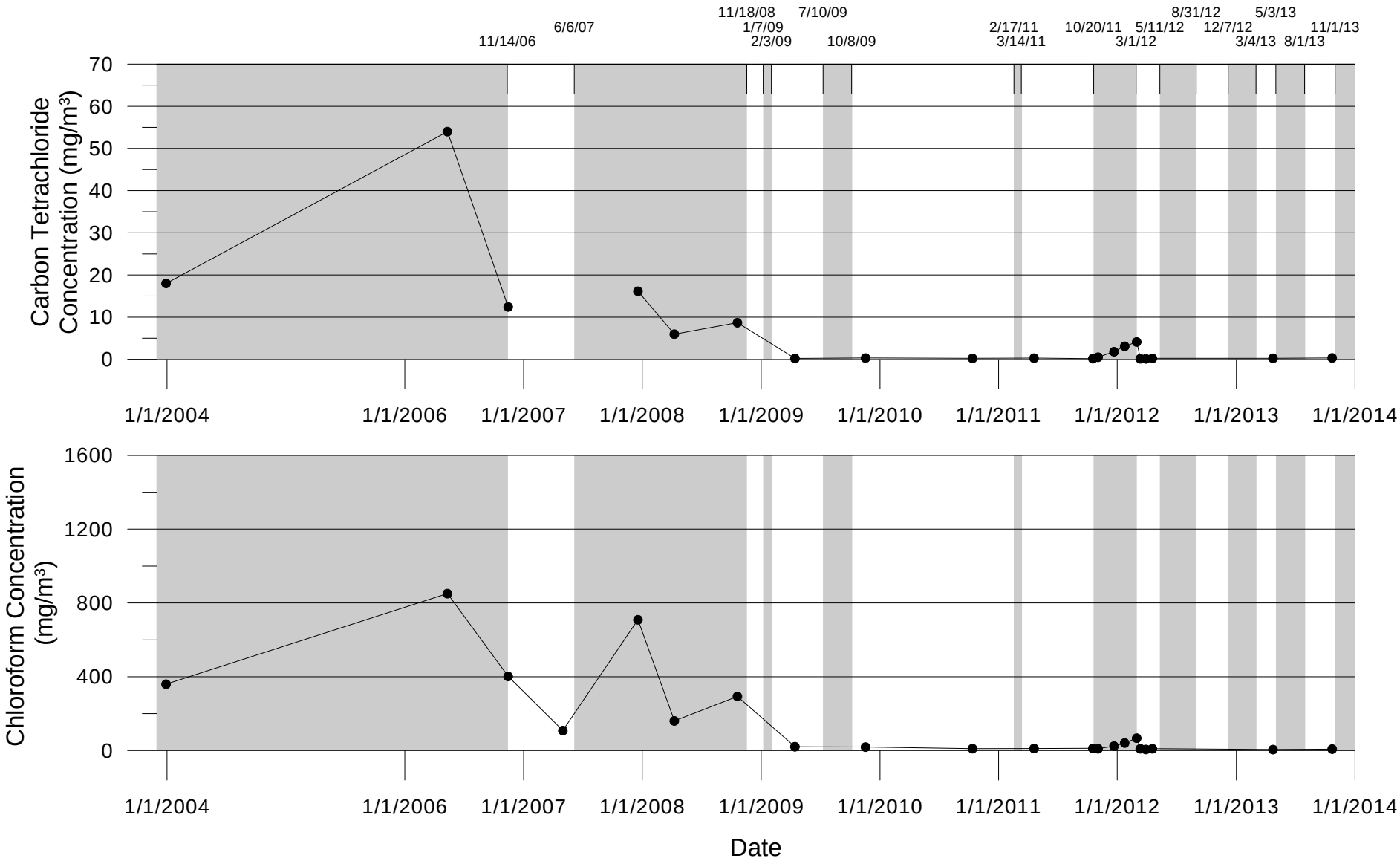

LEGEND

● Consituent concentration is above the reporting limit.

Soil vapor extraction system was nonoperational.

Note:
1.) A discontinuous line occurs where the the constituent concentration was nondetect and the reporting limit was not provided.

Abbreviations:
mg = milligrams
m = meter

P:\A00439 - PTRL Rebound Study\4000 Data Analysis\Grapher\Concentration Trends.grf

amec

SGS-SP CARBON TETRACHLORIDE AND CHLOROFORM CONCENTRATION TRENDS
Page-Trowbridge Ranch Landfill
Pinal County, Arizona

Prepared By: JMB	Project No. 1420112039
02/05/15	Figure No. 3a

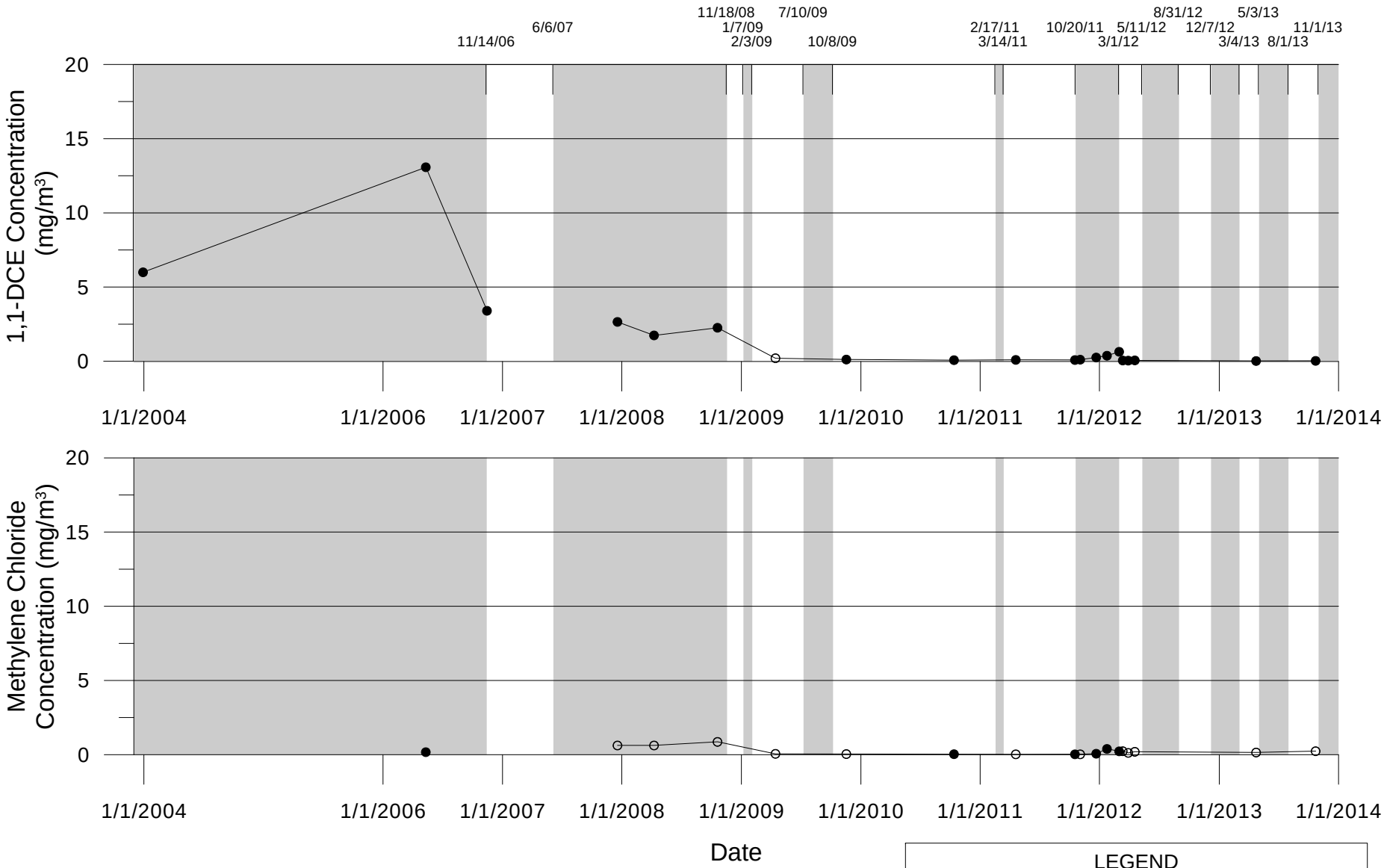

LEGEND

- ● Constituent concentration is above the reporting limit.
- ○ Non-detect is plotted as the reporting limit.
- Soil vapor extraction system was nonoperational.

Note:
1.) A discontinuous line occurs where the constituent concentration was nondetect and the reporting limit was not provided.

Abbreviations:
1,1-DCE = 1,1 Dichloroethene
mg = milligrams
m = meter

amec	SGS-SP 1,1-DCE AND METHYLENE CHLORIDE CONCENTRATION TRENDS Page-Trowbridge Ranch Landfill Pinal County, Arizona	Prepared By: JMB	Project No. 1420112039
		02/05/15	Figure No. 3b

P:\A00439 - PTRL Rebound Study\4000 Data Analysis\Grapher\Concentration Trends.grf

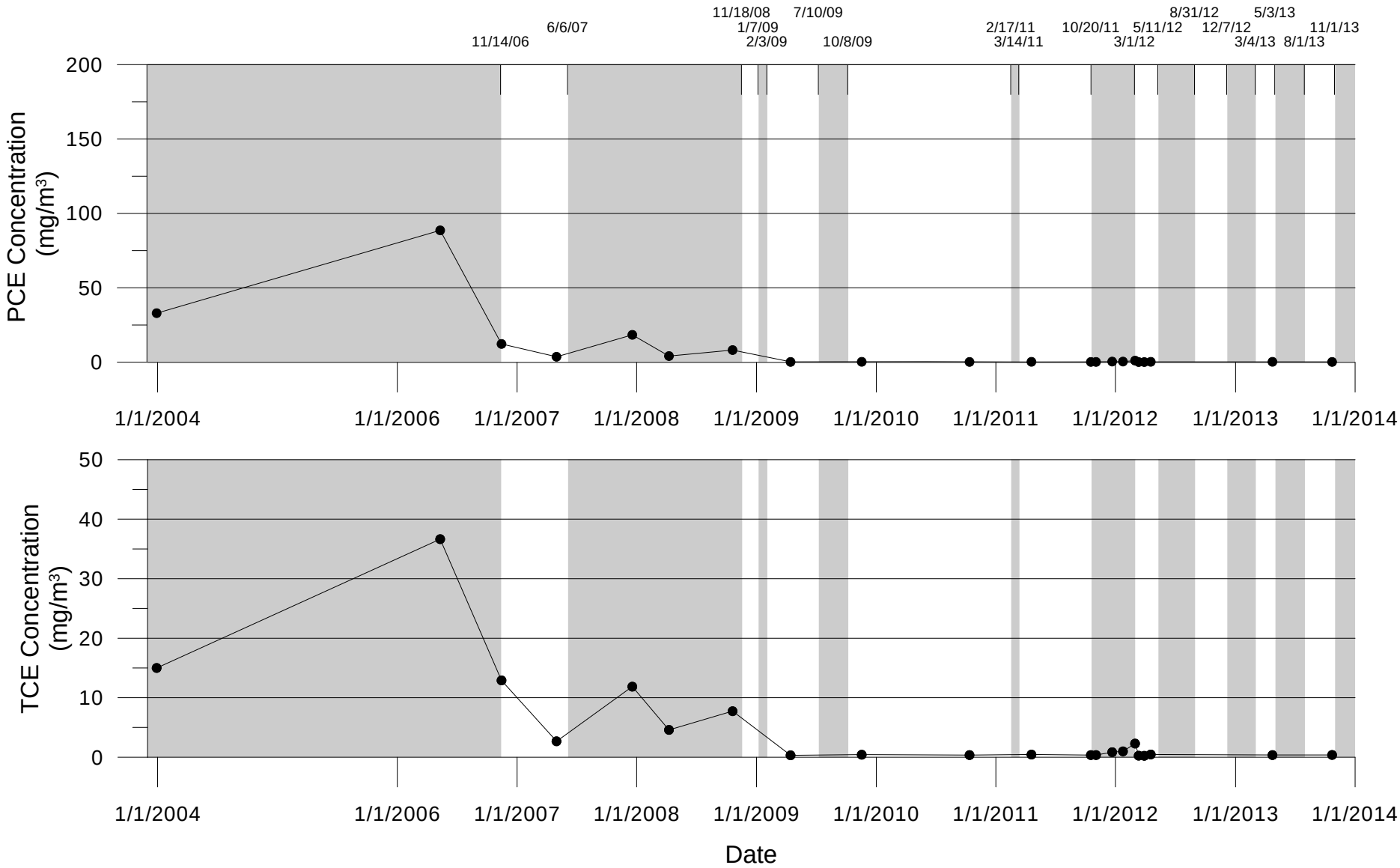

Abbreviations:
PCE = Tetrachloroethene
TCE = Trichloroethene
mg = milligrams
m = meter

LEGEND
● Constituent concentration is above the reporting limit.
Soil vapor extraction system was nonoperational.

P:\A00439 - PTRL Rebound Study\4000 Data Analysis\Grapher\Concentration Trends.grf

amec

SGS-SP PCE AND TCE CONCENTRATION TRENDS
Page-Trowbridge Ranch Landfill
Pinal County, Arizona

Prepared By: JMB	Project No. 1420112039
02/05/15	Figure No. 3c

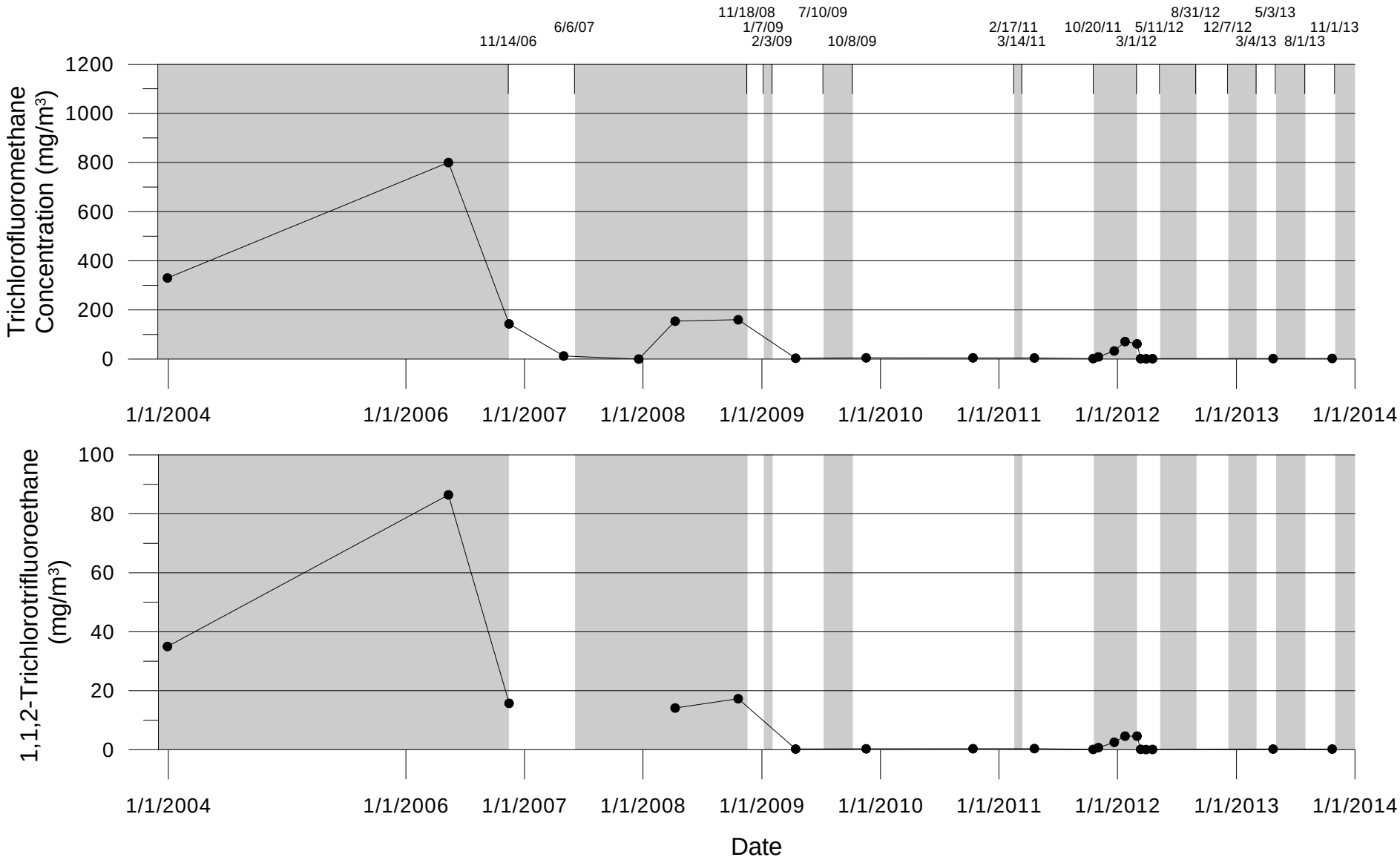

LEGEND

● Consituent concentration is above the reporting limit.

Soil vapor extraction system was nonoperational.

Note:
1.) A discontinuous line occurs where the the constituent concentration was nondetect and the reporting limit was not provided.

Abbreviations:
mg = milligrams
m = meter

amec	SGS-SP TRICHLOROFLUOROMETHANE AND 1,1,2-TRICHLOROTRIFLUOROETHANE CONCENTRATION TRENDS Page-Trowbridge Ranch Landfill Pinal County, Arizona	Prepared By: JMB 02/05/15	Project No. 1420112039 Figure No. 3d

P:\A00439 - PTRL Rebound Study\4000 Data Analysis\Grapher\Concentration Trends.grf

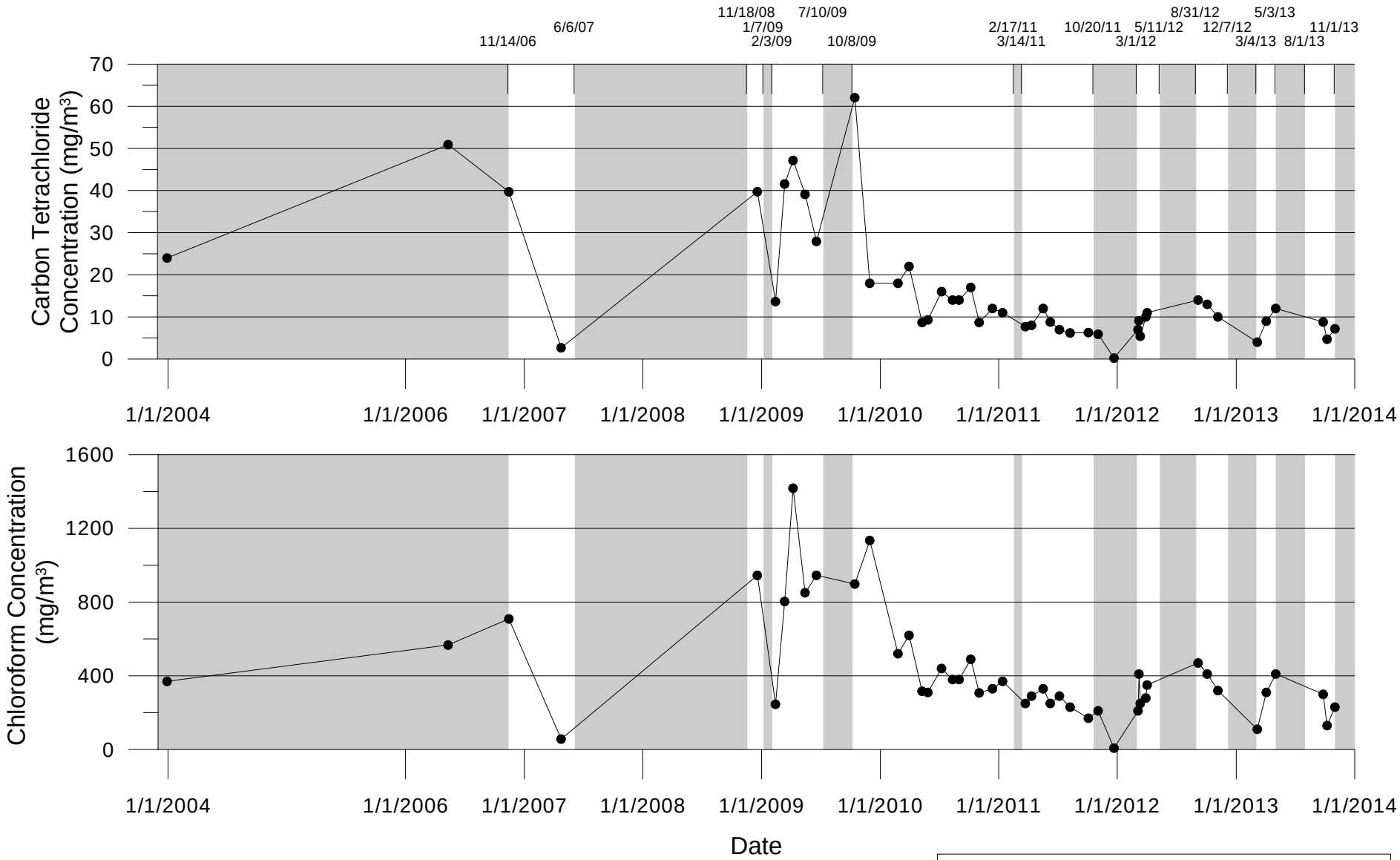

LEGEND

- ● Consituent concentration is above the reporting limit.
- Soil vapor extraction system was nonoperational.
- ○ Non-detect is plotted as the reporting limit.

Note:
1.) For field duplicates collected on 3/5/12 and 3/8/12, concentrations from the original and duplicate sample were compared and the higher value is plotted.

Abbreviations:
mg = milligrams
m = meter

P:\A00439 - PTRL Rebound Study\4000 Data Analysis\Grapher\Concentration Trends.grf

amec	SGS-WELL CARBON TETRACHLORIDE AND CHLOROFORM CONCENTRATION TRENDS Page-Trowbridge Ranch Landfill Pinal County, Arizona	Prepared By: JMB	Project No. 1420112039
		02/05/15	Figure No. 3e

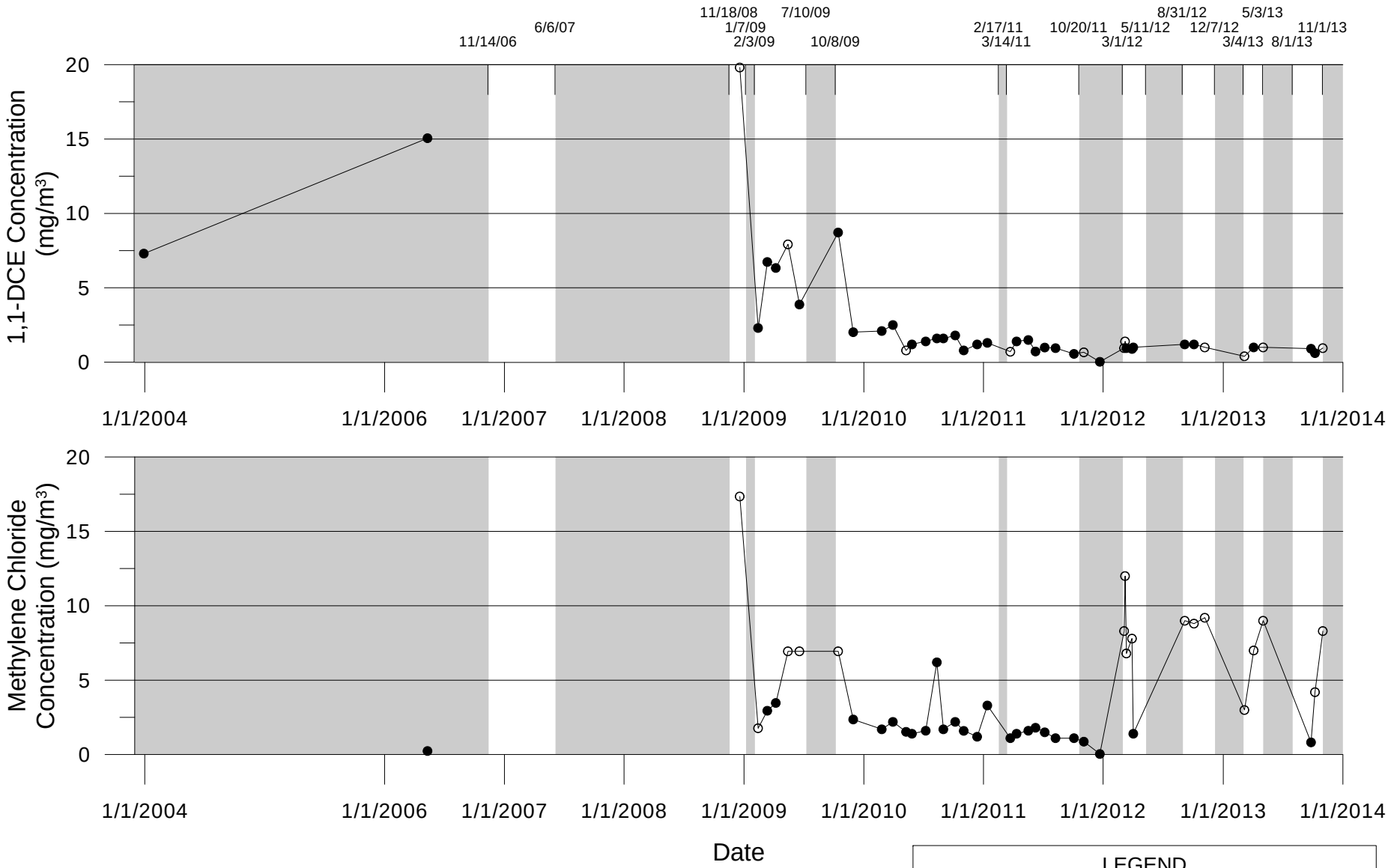

Note:
1.) A discontinuous line occurs where the constituent concentration was nondetect and the reporting limit was not provided.
2.) For field duplicates collected on 3/5/12 and 3/8/12, concentrations from the original and duplicate sample were compared and the higher value is plotted.

Abbreviations:
1,1-DCE = 1,1 Dichloroethene
mg = milligrams
m = meter

LEGEND
- ● Constituent concentration is above the reporting limit.
- ○ Non-detect is plotted as the reporting limit.
- Soil vapor extraction system was nonoperational.

amec

SGS-WELL 1,1-DCE AND METHYLENE CHLORIDE CONCENTRATION TRENDS
Page-Trowbridge Ranch Landfill
Pinal County, Arizona

Prepared By: JMB	Project No. 1420112039
02/05/15	Figure No. 3f

P:\A00439 - PTRL Rebound Study\4000 Data Analysis\Grapher\Concentration Trends.grf

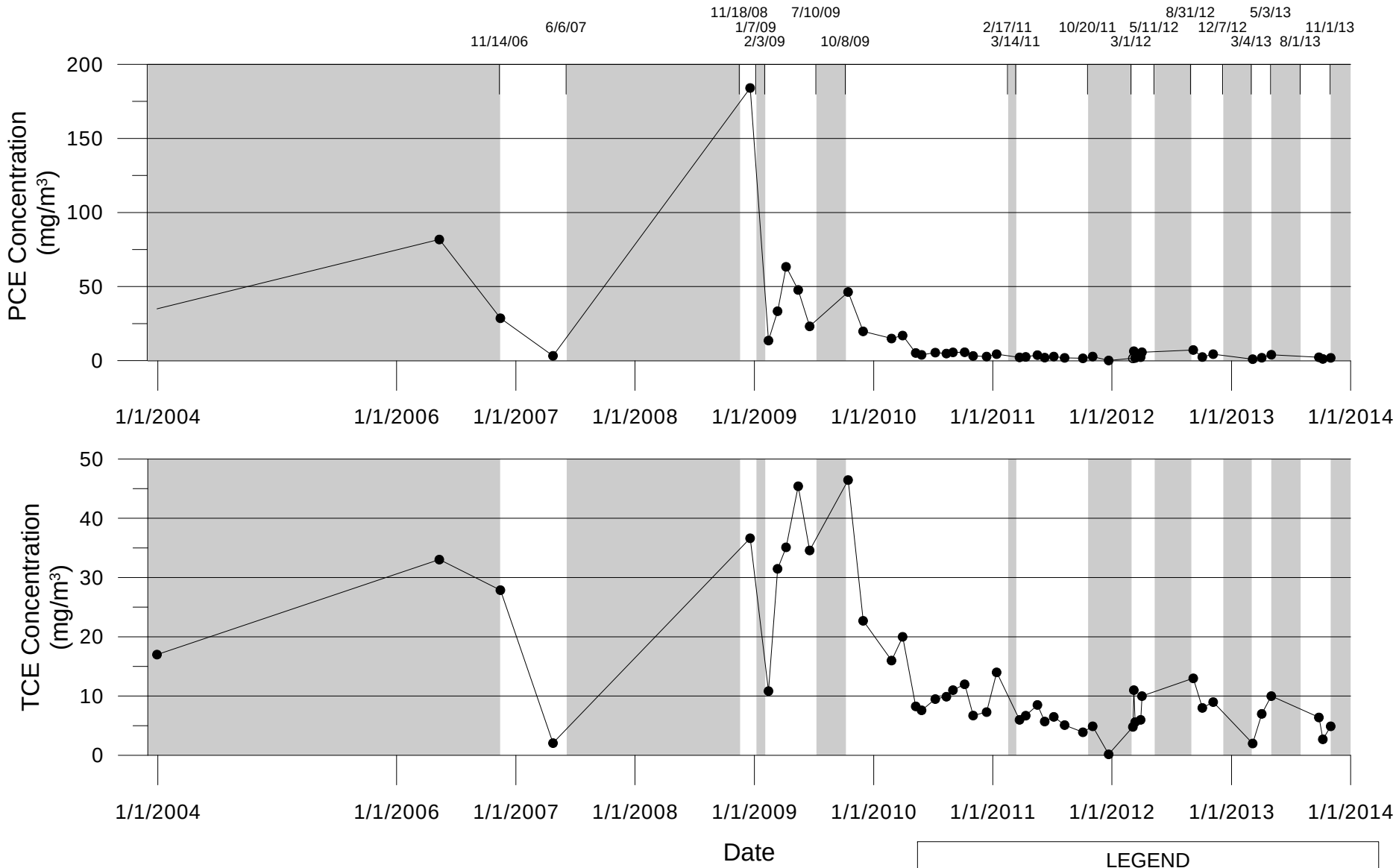

Abbreviations:
PCE = Tetrachloroethene
TCE = Trichloroethene
mg = milligrams
m = meter

LEGEND

- ● Constituent concentration is above the reporting limit.
- ○ Non-detect is plotted as the reporting limit.
- Soil vapor extraction system was nonoperational.

Note:
1.) For field duplicates collected on 3/5/12 and 3/8/12, concentrations from the original and duplicate sample were compared and the higher value is plotted.

P:\A00439 - PTRL Rebound Study\4000 Data Analysis\Grapher\Concentration Trends.grf

amec

SGS-WELL PCE AND TCE CONCENTRATION TRENDS
Page-Trowbridge Ranch Landfill
Pinal County, Arizona

Prepared By: JMB	Project No. 1420112039
02/05/15	Figure No. 3g

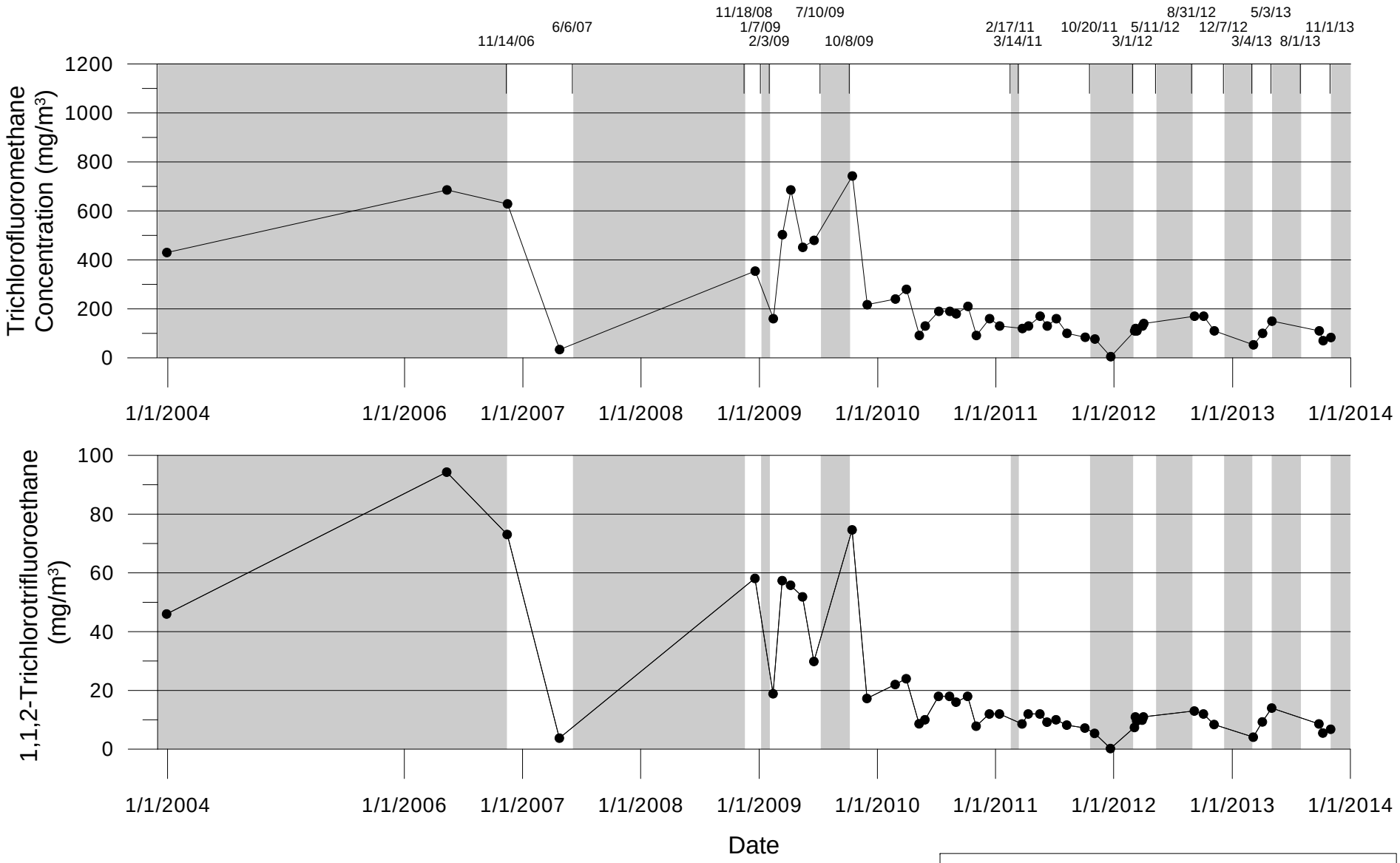

LEGEND

- ● Constituent concentration is above the reporting limit.
- Soil vapor extraction system was nonoperational.
- ○ Non-Detect plotted as the reporting limit.

Note:
1.) For field duplicates collected on 3/5/12 and 3/8/12, concentrations from the original and duplicate sample were compared and the higher value is plotted.

Abbreviations:
mg = milligrams
m = meter

P:\A00439 - PTRL Rebound Study\4000 Data Analysis\Grapher\Concentration Trends.grf

amec

SGS-WELL TRICHLOROFLUOROMETHANE AND
1,1,2-TRICHLOROTRIFLUOROETHANE CONCENTRATION TRENDS
Page-Trowbridge Ranch Landfill
Pinal County, Arizona

Prepared By: JMB	Project No. 1420112039
02/05/15	Figure No. 3h

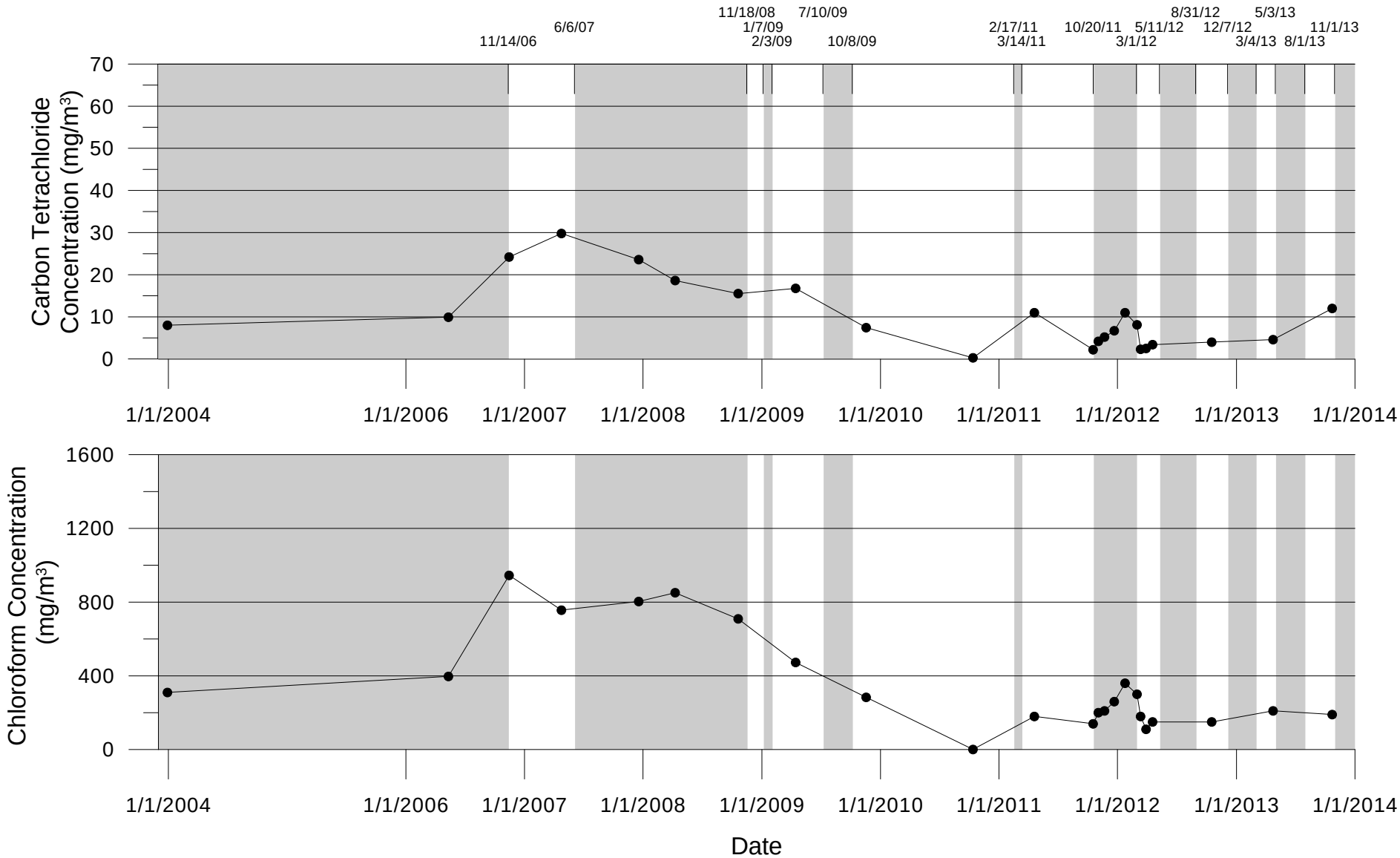

LEGEND

● Consituent value is above the reporting limit.

Soil vapor extraction system was nonoperational.

Abbreviations:
mg = milligrams
m = meter

P:\A00439 - PTRL Rebound Study\4000 Data Analysis\Grapher\Concentration Trends.grf

amec	SGD-SP CARBON TETRACHLORIDE AND CHLOROFORM CONCENTRATION TRENDS Page-Trowbridge Ranch Landfill Pinal County, Arizona	Prepared By: JMB	Project No. 1420112039
		02/05/15	Figure No. 3i

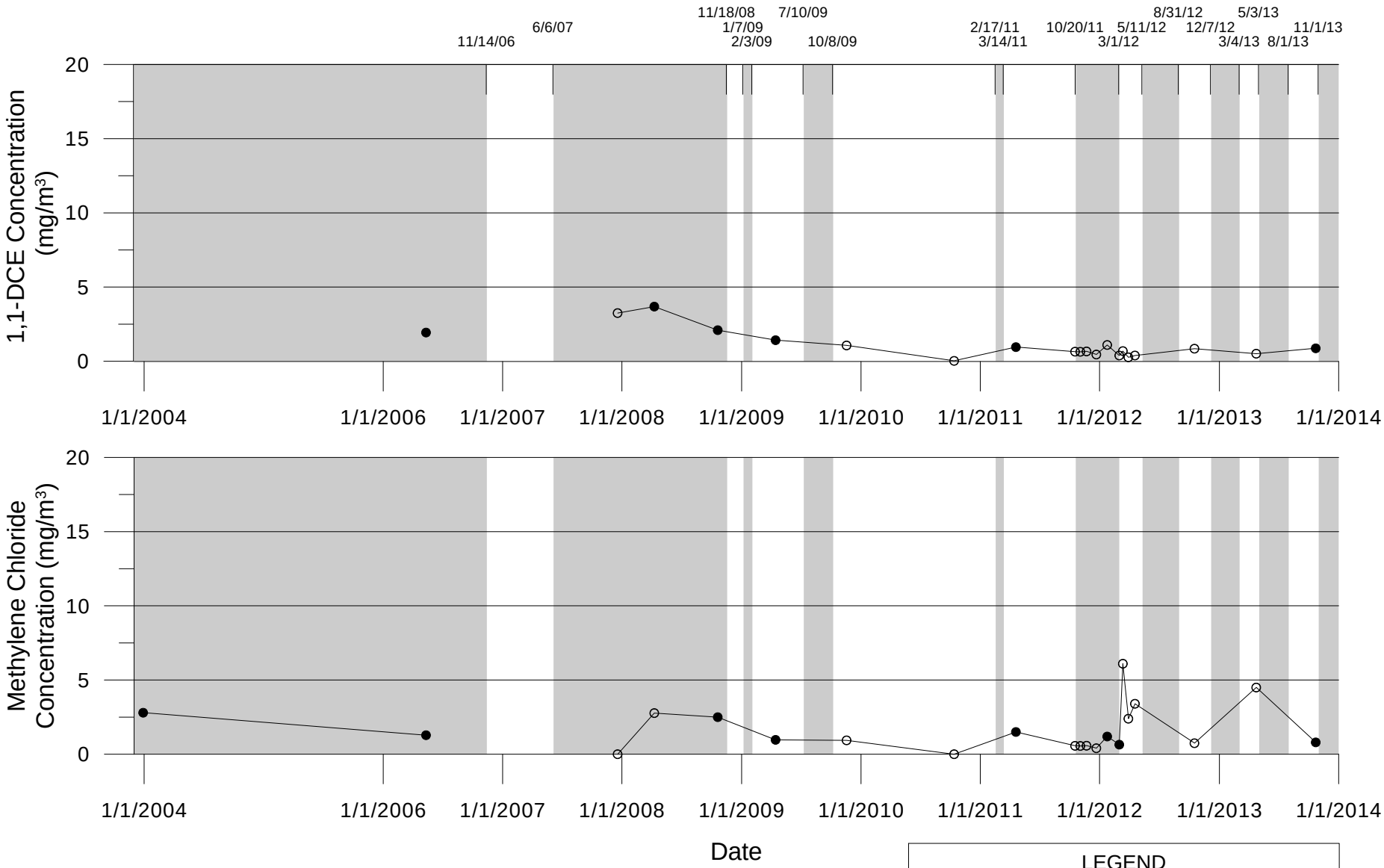

LEGEND

- ● Constituent value is above the reporting limit.
- ○ Non-detect is plotted as the reporting limit.
- Soil vapor extraction system was nonoperational.

Note:
1.) A discontinuous line occurs where the constituent concentratioon was nondetect and the reporting limit was not provided.

Abbreviations:
1,1-DCE = 1,1 Dichloroethene
mg = milligrams
m = meter

amec

SGD-SP 1,1-DCE AND METHYLENE CHLORIDE CONCENTRATION TRENDS
Page-Trowbridge Ranch Landfill
Pinal County, Arizona

Prepared By: JMB	Project No. 1420112039
02/05/15	Figure No. 3j

P:\A00439 - PTRL Rebound Study\4000 Data Analysis\Grapher\Concentration Trends.grf

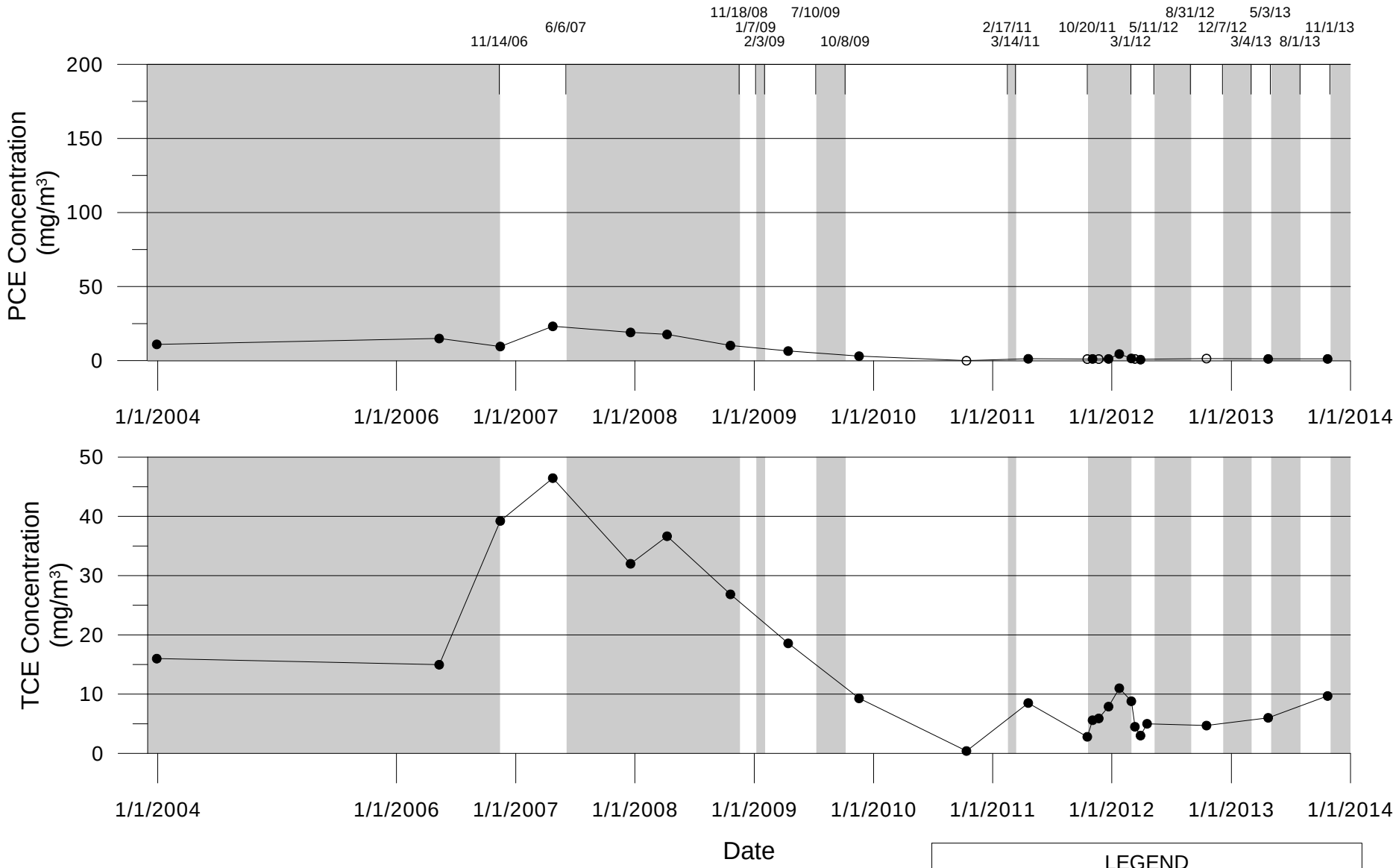

LEGEND

- ● Consitituent value is above the reporting limit.
- ○ Non-detect is plotted as the reporting limit.
- Soil vapor extraction system was nonoperational.

Abbreviations:
PCE = Tetrachloroethene
TCE = Trichloroethene
mg = milligrams
m = meter

P:\A00439 - PTRL Rebound Study\4000 Data Analysis\Grapher\Concentration Trends.grf

amec

SGD-SP PCE AND TCE CONCENTRATION TRENDS
Page-Trowbridge Ranch Landfill
Pinal County, Arizona

Prepared By: JMB	Project No. 1420112039
02/05/15	Figure No. 3k

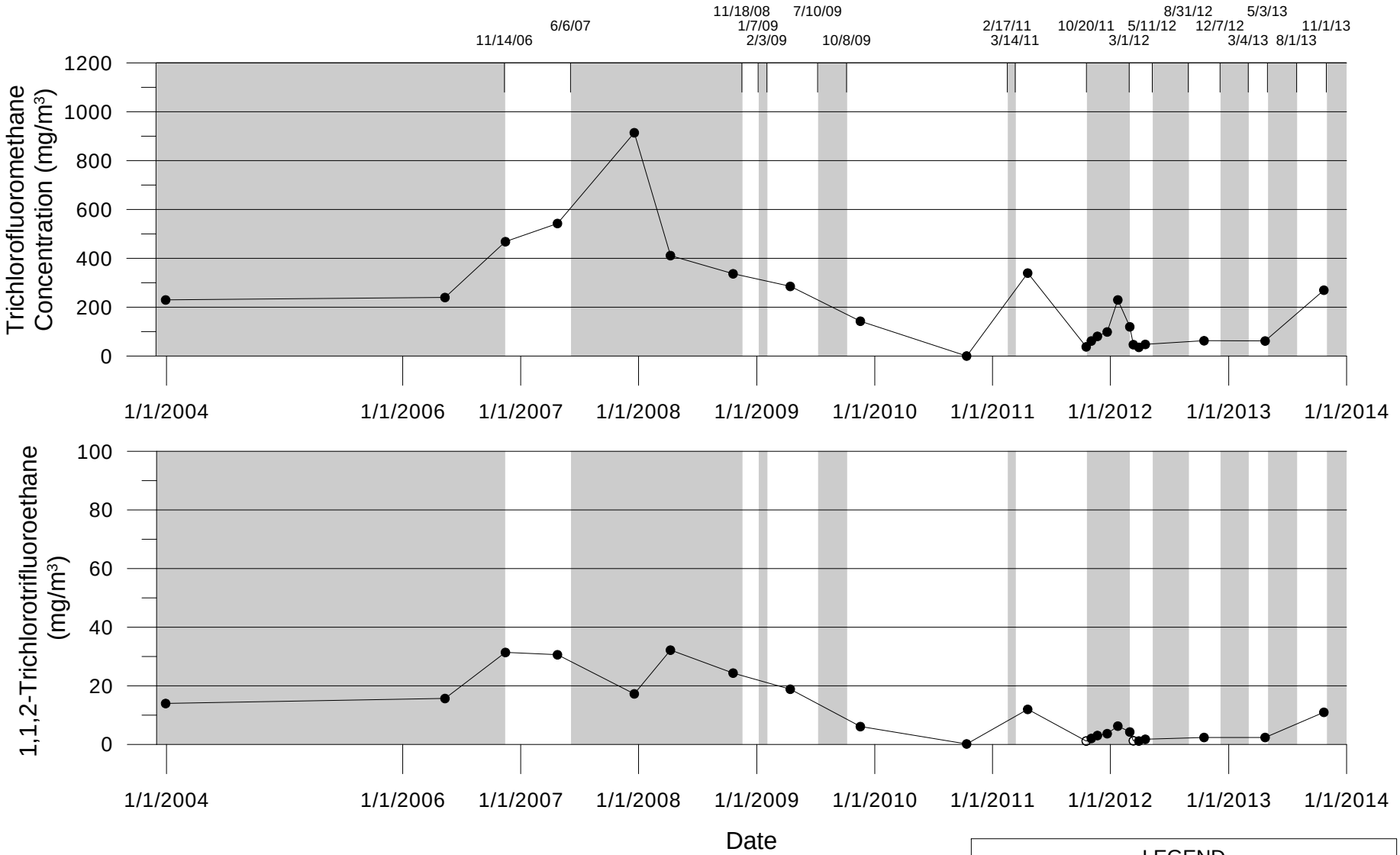

LEGEND

- ● Constituent value is above the reporting limit.
- ○ Non-detect is plotted as the reporting limit.
- Soil vapor extraction system was nonoperational.

Abbreviations:
mg = milligrams
m = meter

P:\A00439 - PTRL Rebound Study\4000 Data Analysis\Grapher\Concentration Trends.grf

amec	SGD-SP TRICHLOROFLUOROMETHANE AND 1,1,2-TRICHLOROTRIFLUOROETHANE CONCENTRATION TRENDS Page-Trowbridge Ranch Landfill Pinal County, Arizona	Prepared By: JMB	Project No. 1420112039
		02/05/15	Figure No. 3I

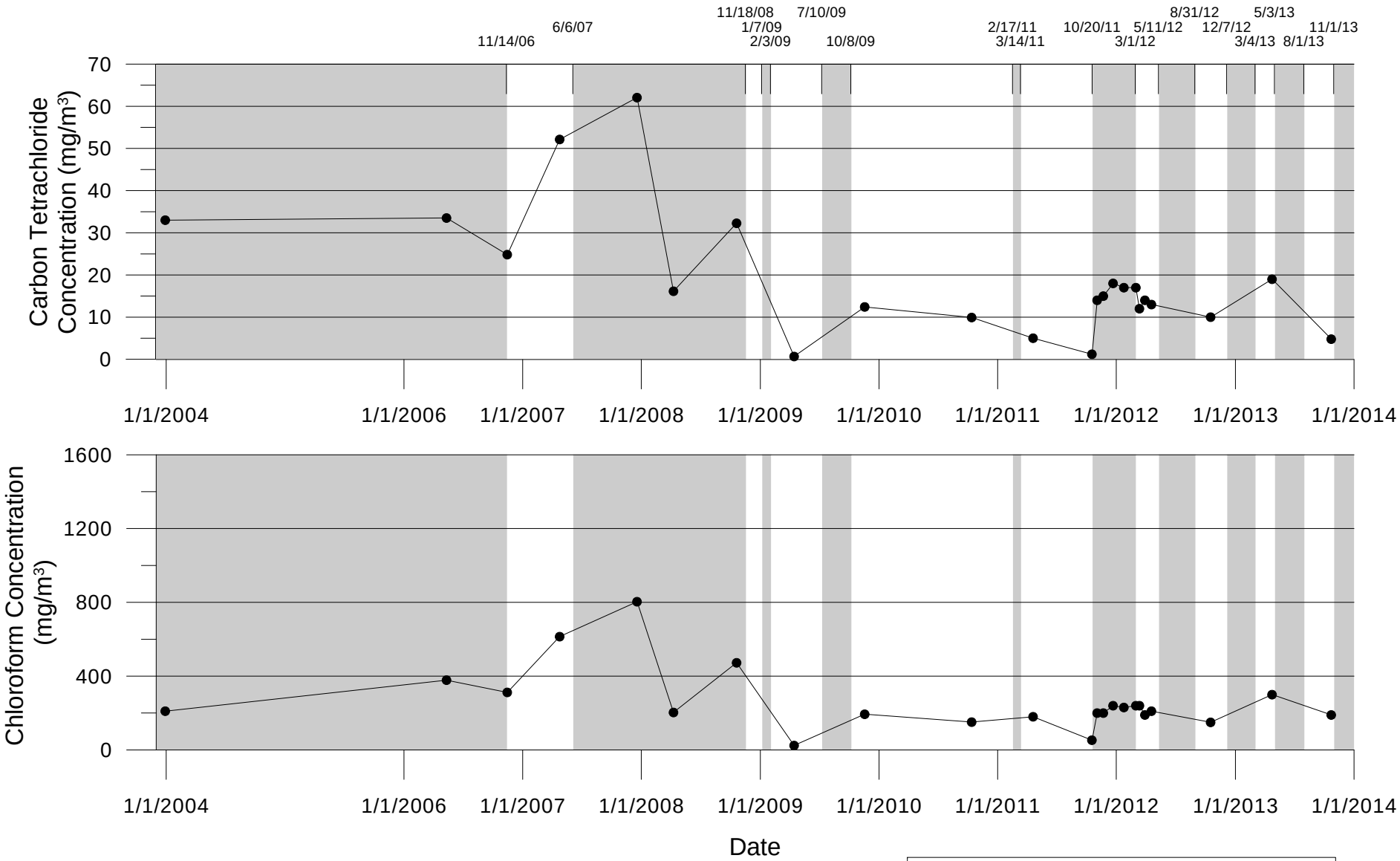

LEGEND

- ● Consituent value is above the reporting limit.
- Soil vapor extraction system was nonoperational.

Note:
1.) For field duplicates collected on 11/3/11, 11/22/11, 12/22/11, 1/24/12, 3/12/12, and 3/29/12, concentrations from the original and duplicate sample were compared and the higher value is plotted.

Abbreviations:
mg = milligrams
m = meter

amec	SGD-MP CARBON TETRACHLORIDE AND CHLOROFORM CONCENTRATION TRENDS Page-Trowbridge Ranch Landfill Pinal County, Arizona	Prepared By: JMB 02/05/15	Project No. 1420112039 Figure No. 3m

P:\A00439 - PTRL Rebound Study\4000 Data Analysis\Grapher\Concentration Trends.grf

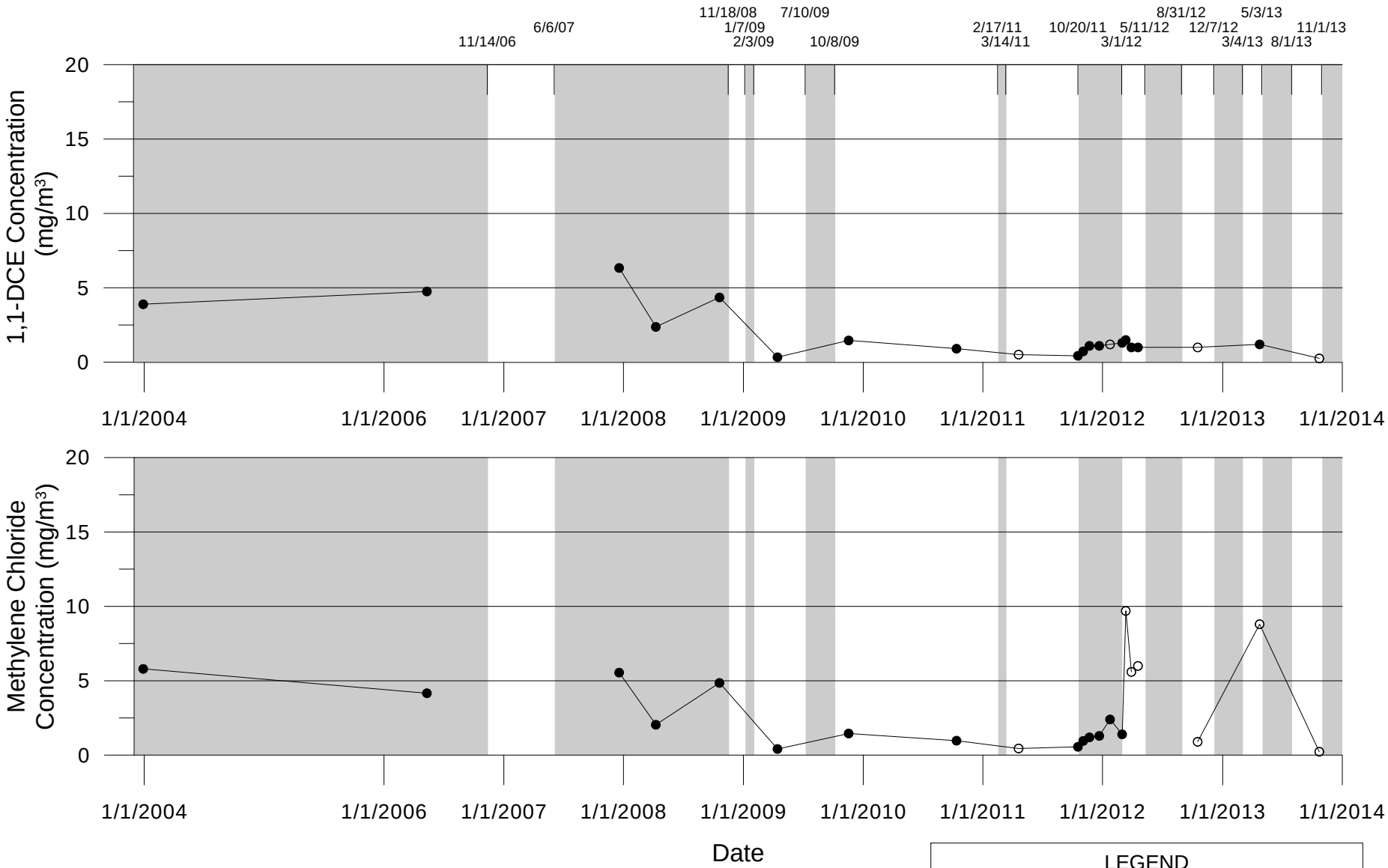

Note:
1.) For field duplicates collected on 11/3/11, 11/22/11, 12/22/11, 1/24/12, 3/12/12, and 3/29/12, concentrations from the original and duplicate sample were compared and the higher value is plotted.
2.) A discontinuous line occurs where the constituent concentration was nondetect and the reporting limit was not provided.

Abbreviations:
1,1-DCE = 1,1 Dichloroethene
mg = milligrams
m = meter

LEGEND
- ● Constituent value is above the reporting limit.
- ○ Non-detect is plotted as the reporting limit.
- Soil vapor extraction system was nonoperational.

amec

SGD-MP 1,1-DCE AND METHYLENE CHLORIDE CONCENTRATION TRENDS
Page-Trowbridge Ranch Landfill
Pinal County, Arizona

Prepared By: JMB	Project No. 1420112039
02/05/15	Figure No. 3n

P:\A00439 - PTRL Rebound Study\4000 Data Analysis\Grapher\Concentration Trends.grf

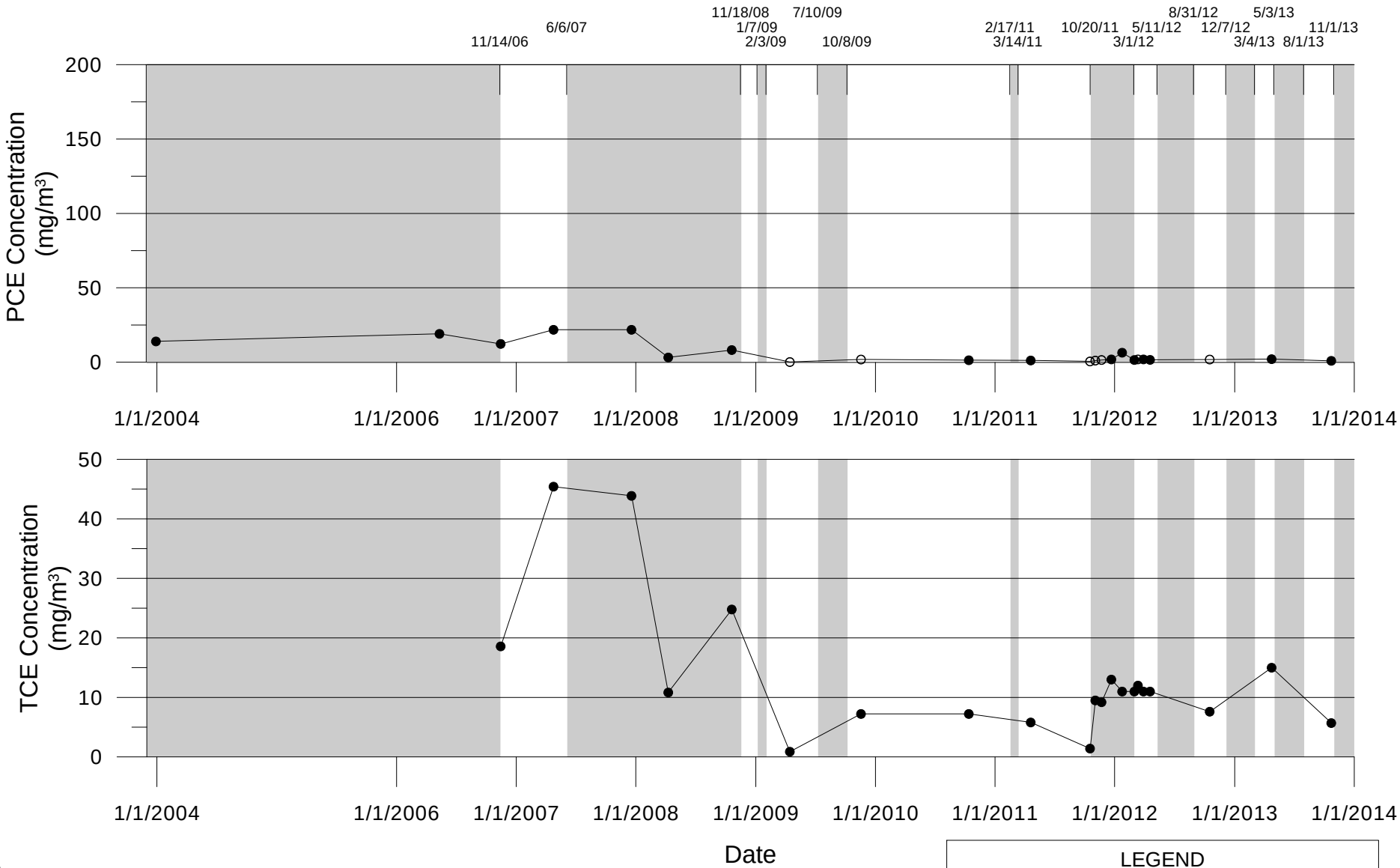

Note:
1.) For field duplicates collected on 11/3/11, 11/22/11, 12/22/11, 1/24/12, and 3/12/12, concentrations from the original and duplicate sample were compared and the higher value is plotted.
2.) A discontinuous line occurs where the constituent concentration was nondetect and the reporting limit was not provided.

Abbreviations:
PCE = Tetrachloroethene
TCE = Trichloroethene
mg = milligrams
m = meter

LEGEND
- ● Constituent value is above the reporting limit.
- ○ Non-detect is plotted as the reporting limit.
- Soil vapor extraction system was not operational.

amec

SGD-MP PCE AND TCE CONCENTRATION TRENDS
Page-Trowbridge Ranch Landfill
Pinal County, Arizona

Prepared By: JMB	Project No. 1420112039
02/05/15	Figure No. 3o

P:\A00439 - PTRL Rebound Study\4000 Data Analysis\Grapher\Concentration Trends.grf

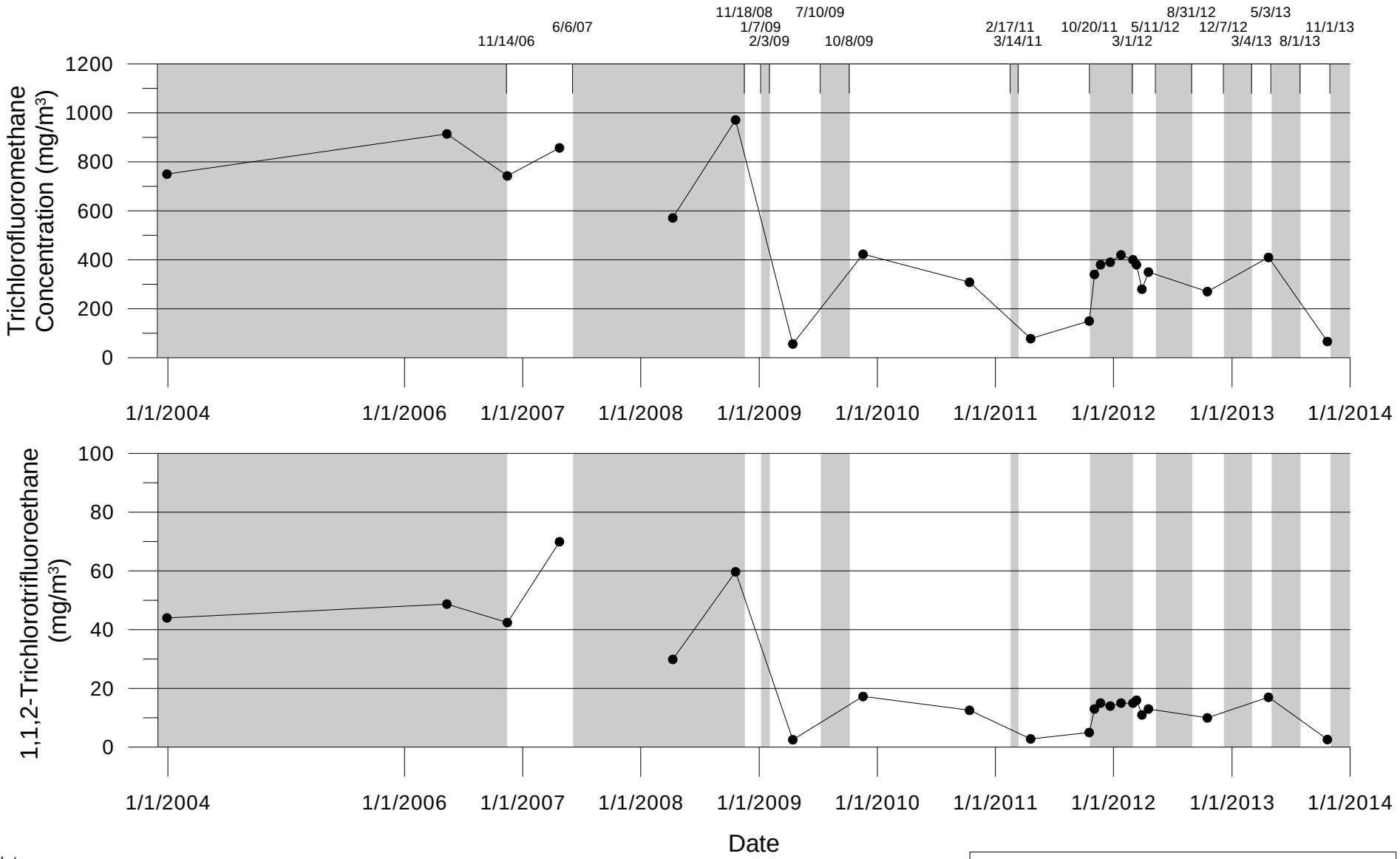

Note:
1.) For field duplicates collected on 11/3/11, 11/22/11, 12/22/11, 1/24/12, and 3/29/12, concentrations from the original and duplicate sample were compared and the higher value is plotted.
2.) A discontinuous line occurs where the constituent concentration was nondetect and the reporting limit was not provided.

Abbreviations:
mg = milligrams
m = meter

LEGEND
● Constituent value is above the reporting limit.
Soil vapor extraction system was nonoperational.

amec

SGD-MP TRICHLOROFLUOROMETHANE AND
1,1,2-TRICHLOROTRIFLUOROETHANE CONCENTRATION TRENDS
Page-Trowbridge Ranch Landfill
Pinal County, Arizona

Prepared By: JMB	Project No. 1420112039
02/05/15	Figure No. 3p

P:\A00439 - PTRL Rebound Study\4000 Data Analysis\Grapher\Concentration Trends.grf

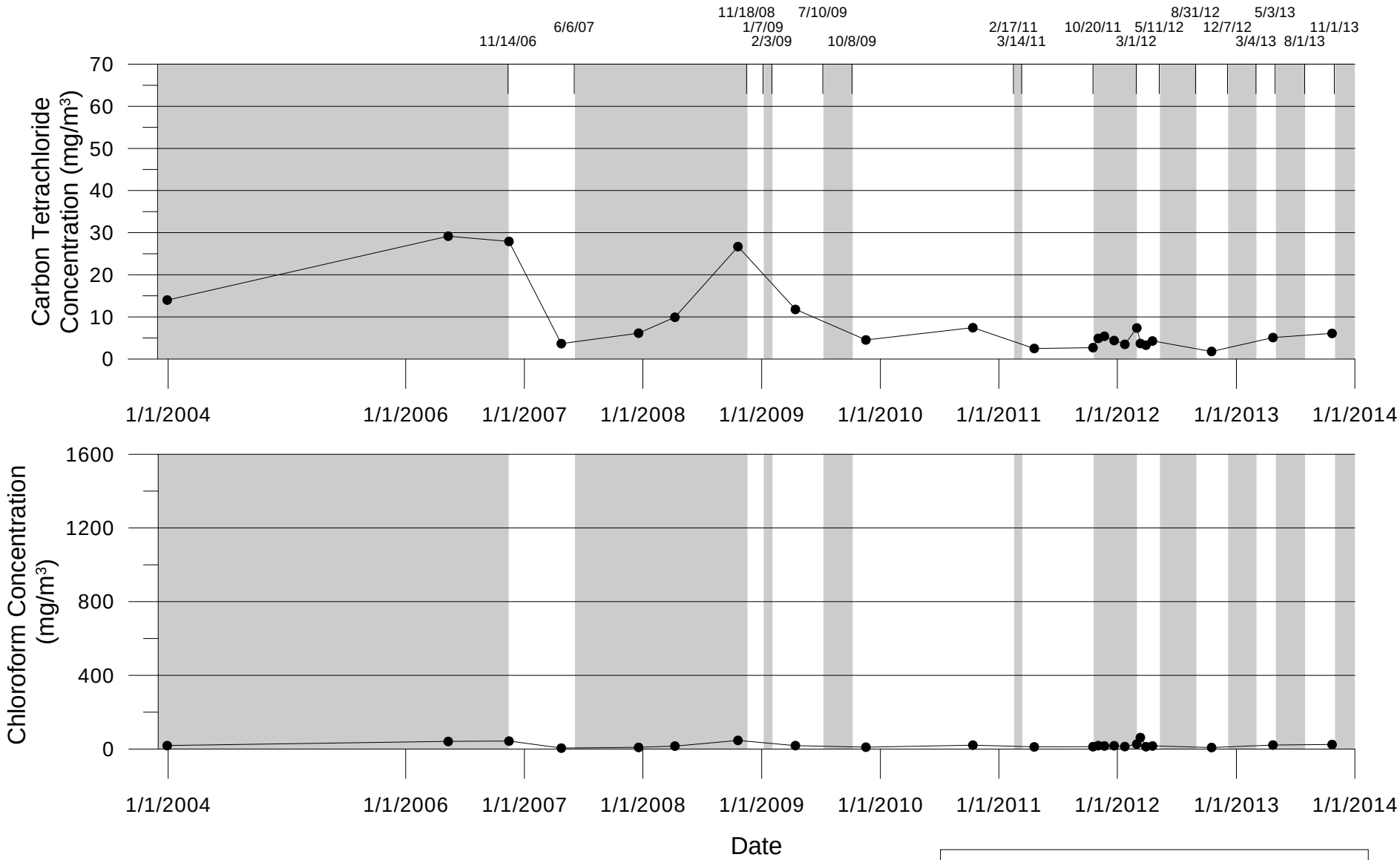

LEGEND

- ● Consituent value is above the reporting limit.
- Soil vapor extraction system was nonoperational.

Note:
1.) For field duplicates collected on April 20, 2011, concentrations from the original and duplicate sample were compared and the higher value is plotted.

Abbreviations:
mg = milligrams
m = meter

amec	SGD-DP CARBON TETRACHLORIDE AND CHLOROFORM CONCENTRATION TRENDS Page-Trowbridge Ranch Landfill Pinal County, Arizona	Prepared By: JMB	Project No. 1420112039
		02/05/15	Figure No. 3q

P:\A00439 - PTRL Rebound Study\4000 Data Analysis\Grapher\Concentration Trends.grf

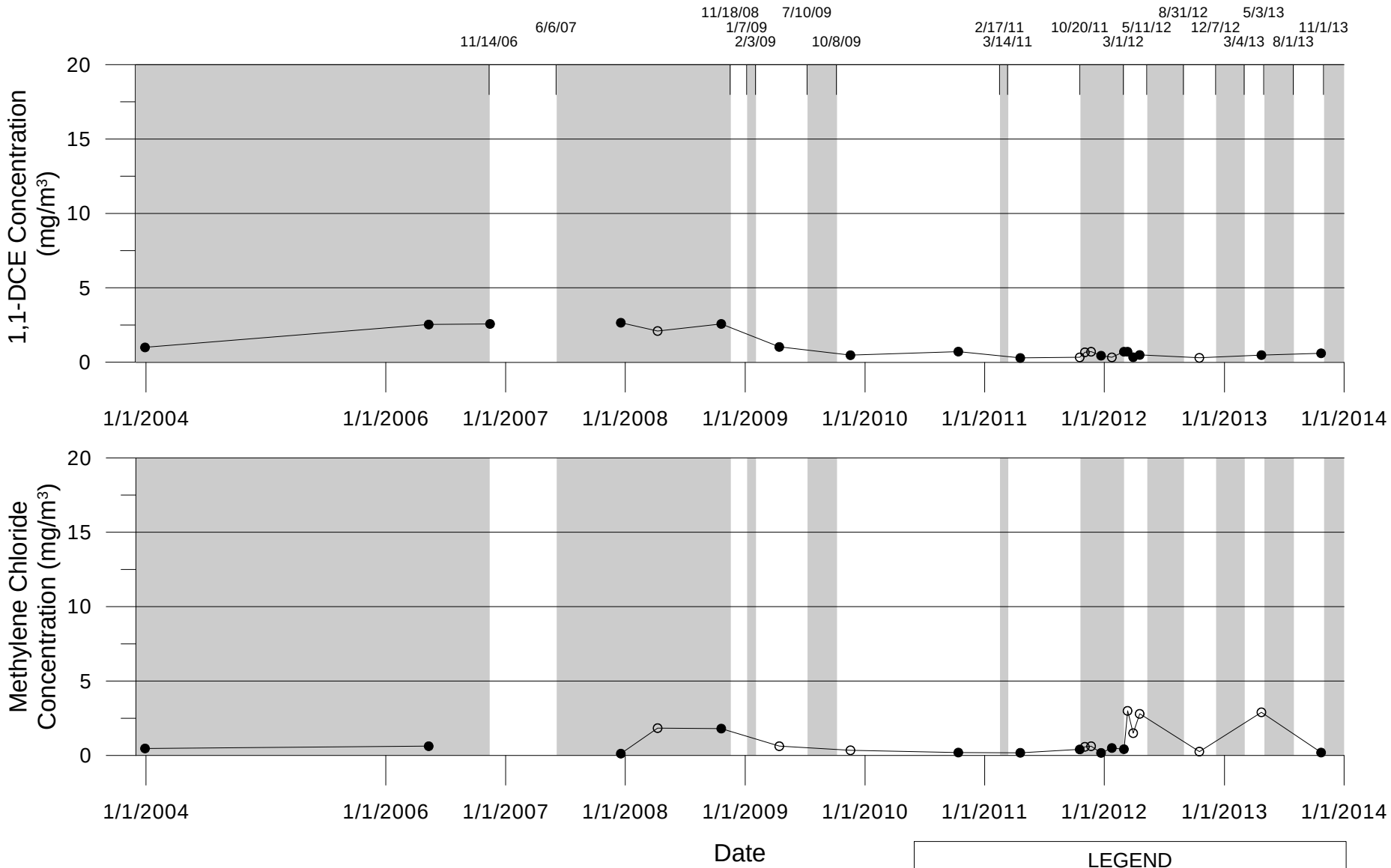

LEGEND

- ● Constituent value is above the reporting limit.
- ○ Non-detect is plotted as the reporting limit.
- Soil vapor extraction system was nonoperational.

Note:
1.) For field duplicates collected on April 20, 2011, concentrations from the original and duplicate sample were compared and the higher value is plotted.

Abbreviations:
1,1-DCE = 1,1 Dichloroethene
mg = milligrams
m = meter

amec

SGD-DP 1,1-DCE AND METHYLENE CHLORIDE CONCENTRATION TRENDS
Page-Trowbridge Ranch Landfill
Pinal County, Arizona

Prepared By: JMB	Project No. 1420112039
02/05/15	Figure No. 3r

P:\A00439 - PTRL Rebound Study\4000 Data Analysis\Grapher\Concentration Trends.grf

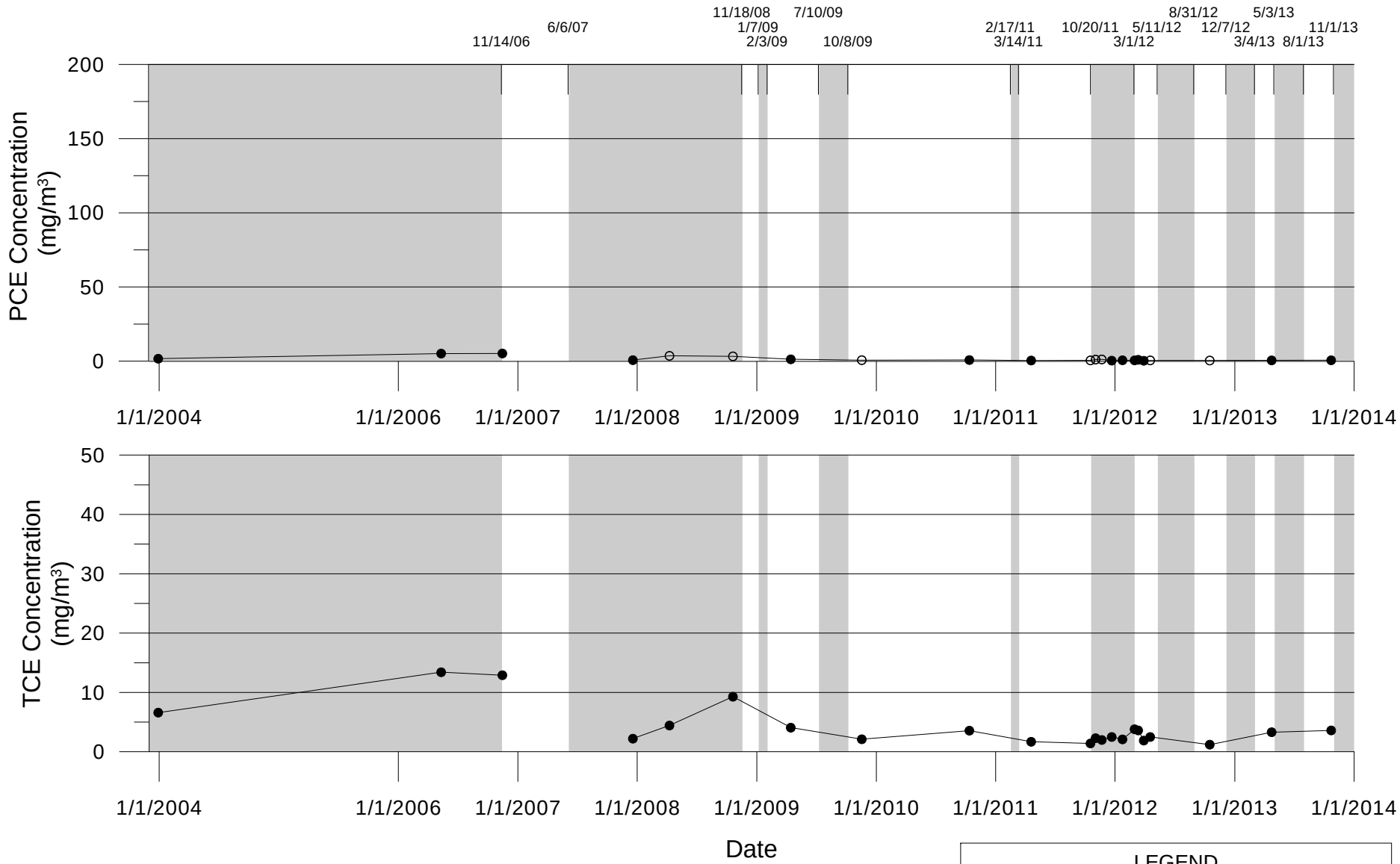

Note:
1.) For field duplicates collected on April 20, 2011, concentrations from the original and duplicate sample were compared and the higher value is plotted.
2.) A discontinuous line occurs where the constituent concentration was nondetect and the reporting limit was not provided.

Abbreviations:
PCE = Tetrachloroethene
TCE = Trichloroethene
mg = milligrams
m = meter

LEGEND
- ● Constituent value is above the reporting limit.
- ○ Non-detect is plotted as the reporting limit.
- Soil vapor extraction system was nonoperational.

amec

SGD-DP PCE AND TCE CONCENTRATION TRENDS
Page-Trowbridge Ranch Landfill
Pinal County, Arizona

Prepared By: JMB	Project No. 1420112039
02/05/15	Figure No. 3s

P:\A00439 - PTRL Rebound Study\4000 Data Analysis\Grapher\Concentration Trends.grf

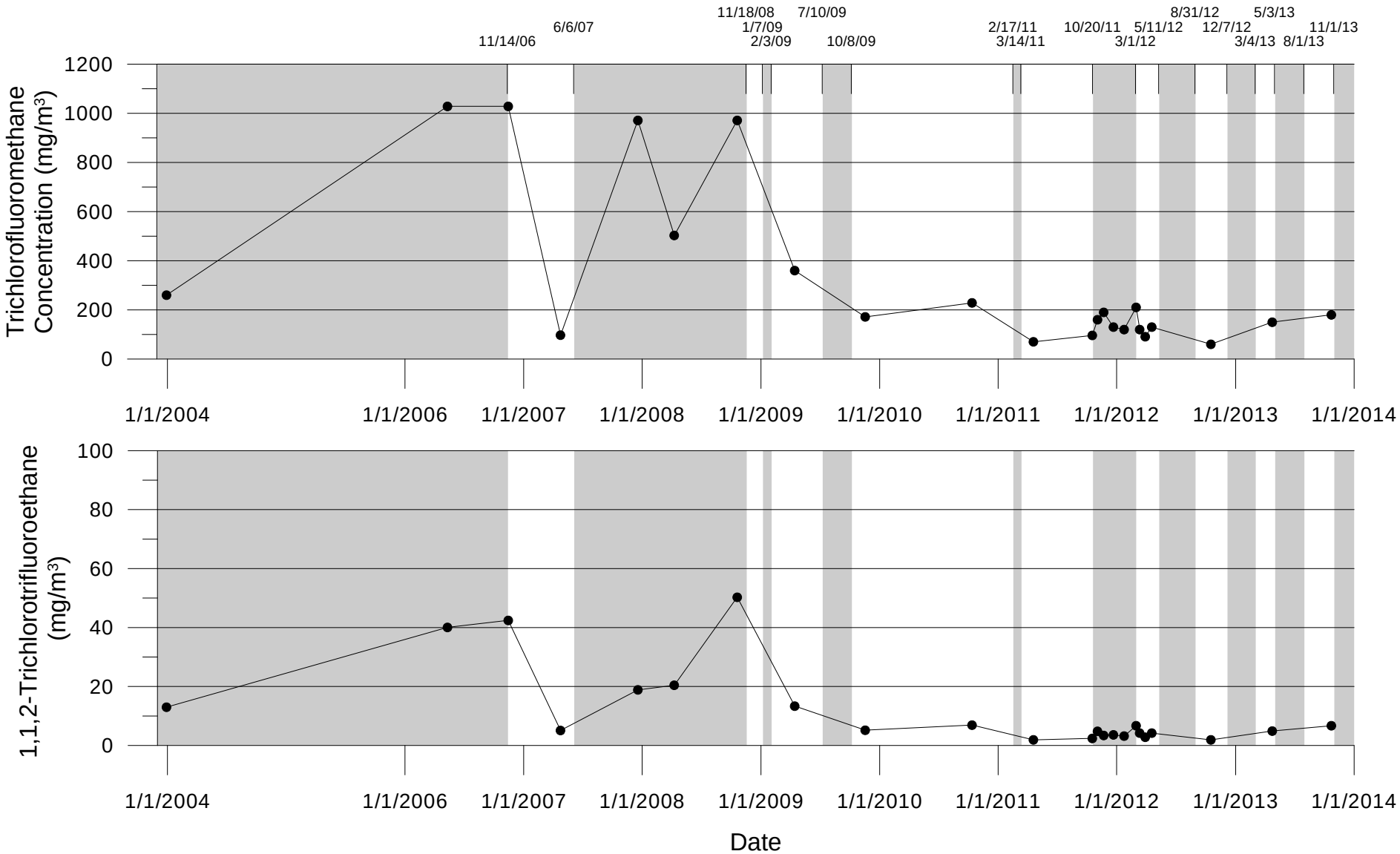

Note:
1.) For field duplicates collected on April 20, 2011, concentrations from the original and duplicate sample were compared and the higher value is plotted.

Abbreviations:
mg = milligrams
m = meter

LEGEND
● Constituent value is above the reporting limit.
Soil vapor extraction system was nonoperational.

amec

SGD-DP TRICHLOROFLUOROMETHANE AND
1,1,2-TRICHLOROTRIFLUOROETHANE CONCENTRATION TRENDS
Page-Trowbridge Ranch Landfill
Pinal County, Arizona

Prepared By: JMB	Project No. 1420112039
02/05/15	Figure No. 3t

P:\A00439 - PTRL Rebound Study\4000 Data Analysis\Grapher\Concentration Trends.grf

ATTACHMENTS

(Provided on CD)

Attachment 1 – Laboratory Reports for September 2013 SVE Process Samples (CD only)

September 26, 2013

Lloyd Wundrock
University of Arizona- Risk Management Services
PO Box 210300, RM B 235
Tucson, AZ 85721

TEL (520) 621-1590
FAX (520) 621-3706

Work Order No.: 13I0279

RE: Page Ranch - SVE Carbon Vapor

Dear Lloyd Wundrock,

Turner Laboratories, Inc. received 3 sample(s) on 09/06/2013 for the analyses presented in the following report.

All results are intended to be considered in their entirety, and Turner Laboratories, Inc. is not responsible for use of less than the complete report. Results apply only to the samples analyzed. Samples will be disposed of 30 days after issue of our report unless special arrangements are made.

The pages that follow may contain sensitive, privileged or confidential information intended solely for the addressee named above. If you receive this message and are not the agent or employee of the addressee, this communication has been sent in error. Please do not disseminate or copy any of the attached and notify the sender immediately by telephone. Please also return the attached sheet(s) to the sender by mail.

Please call if you have any questions.

Respectfully submitted,

Turner Laboratories, Inc.
ADHS License AZ0066

Terri L. Garcia

Terri Garcia
Technical Director

Client: University of Arizona- Risk Management Servic
Project: Page Ranch - SVE Carbon Vapor
Work Order: 13I0279
Date Received: 09/06/2013

Work Order Sample Summary

Lab Sample ID	Client Sample ID	Matrix	Collection Date/Time
13I0279-01	Carbon Vapor Inlet 355945827	Air and Emissions	09/06/2013 0920
13I0279-02	Carbon Vapor In Between 363833747	Air and Emissions	09/06/2013 0928
13I0279-03	Carbon Vapor Exhaust 373753127	Air and Emissions	09/06/2013 0934

Client: University of Arizona- Risk Management Services
Project: Page Ranch - SVE Carbon Vapor
Work Order: 13I0279
Date Received: 09/06/2013

Case Narrative

The TO-15 analyses were performed by Air Toxics, LTD. in Folsom, CA.

13I0279

Page 4 of 31

Air Toxics LTD.

CHAIN-OF-CUSTODY RECORD

Sample Transportation Notice
Relinquishing signature on this document indicates that sample is being shipped in compliance with all applicable local, State, Federal, national, and international laws, regulations and ordinances of any kind. Air Toxics Limited assumes no liability with respect to the collection, handling or shipping of these samples. Relinquishing signature also indicates agreement to hold harmless, defend, and indemnify Air Toxics Limited against any claim, demand, or action, of any kind, related to the collection, handling, or shipping of samples. D.O.T. Hotline (800) 467-4922

180 BLUE RAVINE ROAD, S TE
FOLSOM, CA 95630-47
(916) 985-1000 FAX (916) 9 102

Page 1 / 1

Project Manager LLOYD M. WUNDROCK
Collected by: (Print and Sign) AS ABOVE
Company UofA Email
Address City TUCSON State AZ Zip
Phone 520 349-1001 Fax

Project Info:
P.O. #
Project #
Project Name

Turn Around Time:
☒ Normal
☐ Rush
specify

Lab Use Only
Pressurized by:
Date:
Pressurization Gas: N_2 He

Lab I.D.	Field Sample I.D. (Location)	Can #	Date of Collection	Time of Collection	Analyses Requested	Canister Pressure/Vacuum Initial	Final	Receipt	Final (psi)
	CARBON VAPOR INLET	35594 5827	09/06/13	0920		-27" Hg	-3" Hg		
	CARBON VAPOR IN BETWEEN	36383 3747	"	0928		-24" Hg	-3" Hg		
	CARBON VAPOR EXHAUST	37375 3127	"	0934		-27" Hg	-3" Hg		

Relinquished by: (signature) Date/Time	Received by: (signature) Date/Time
L Wundrock 09/06/2013 11:36	9/6/13 1134
Relinquished by: (signature) Date/Time	Received by: (signature) Date/Time
Relinquished by: (signature) Date/Time	Received by: (signature) Date/Time

Notes:
30.3°C

Lab Use Only	Shipper Name	Air Bill #	Temp (°C)	Condition	Custody Seals Intact?	Work Order #
					Yes No None	

Form 1293 rev.

WEST PRINTING & GRAPHICS (818) 704-6000

eurofins | Air Toxics

9/25/2013
Ms. Nancy Turner
Turner Laboratories, Inc.
2445 North Coyote Drive
Suite 104
Tucson AZ 85745

Project Name: 13I0279
Project #: 13I0279
Workorder #: 1309135

Dear Ms. Nancy Turner

The following report includes the data for the above referenced project for sample(s) received on 9/10/2013 at Air Toxics Ltd.

The data and associated QC analyzed by Modified TO-15 are compliant with the project requirements or laboratory criteria with the exception of the deviations noted in the attached case narrative.

Thank you for choosing Air Toxics Ltd. for your air analysis needs. Air Toxics Ltd. is committed to providing accurate data of the highest quality. Please feel free to contact the Project Manager: Kelly Buettner at 916-985-1000 if you have any questions regarding the data in this report.

Regards,

Kelly Buettner

Project Manager

eurofins | Air Toxics

WORK ORDER #: 1309135

Work Order Summary

CLIENT:	Ms. Nancy Turner Turner Laboratories, Inc. 2445 North Coyote Drive Suite 104 Tucson, AZ 85745	**BILL TO:**	Ms. Nancy Turner Turner Laboratories, Inc. 2445 North Coyote Drive Suite 104 Tucson, AZ 85745
PHONE:	520-882-5880	**P.O. #**	
FAX:	520-882-9788	**PROJECT #**	13I0279 13I0279
DATE RECEIVED:	09/10/2013	**CONTACT:**	Kelly Buettner
DATE COMPLETED:	09/25/2013		

FRACTION #	NAME	TEST	RECEIPT VAC./PRES.	FINAL PRESSURE
01A	13I0279-01	Modified TO-15	5.7 "Hg	15.2 psi
02A	13I0279-02	Modified TO-15	7.3 "Hg	14.9 psi
03A	13I0279-03	Modified TO-15	5.5 "Hg	15.1 psi
04A	Lab Blank	Modified TO-15	NA	NA
04B	Lab Blank	Modified TO-15	NA	NA
05A	CCV	Modified TO-15	NA	NA
05B	CCV	Modified TO-15	NA	NA
06A	LCS	Modified TO-15	NA	NA
06AA	LCSD	Modified TO-15	NA	NA
06B	LCS	Modified TO-15	NA	NA
06BB	LCSD	Modified TO-15	NA	NA

CERTIFIED BY: Heidi Hayes DATE: 09/25/13

Technical Director

Certification numbers: AZ Licensure AZ0775, CA NELAP - 12282CA, NJ NELAP - CA016, NY NELAP - 11291, TX NELAP - T104704434-12-5, UT NELAP CA009332012-3, VA NELAP - 460197, WA NELAP - C935
Name of Accrediting Agency: NELAP/ORELAP (Oregon Environmental Laboratory Accreditation Program)
Accreditation number: CA300005, Effective date: 10/18/2012, Expiration date: 10/17/2013.
Eurofins Air Toxics Inc.. certifies that the test results contained in this report meet all requirements of the NELAC standards

This report shall not be reproduced, except in full, without the written approval of Eurofins Air Toxics, Inc.

180 BLUE RAVINE ROAD, SUITE B FOLSOM, CA - 9563
(916) 985-1000 . (800) 985-5955 . FAX (916) 985-1020

LABORATORY NARRATIVE
EPA Method TO-15
Turner Laboratories, Inc.
Workorder# 1309135

Three 1 Liter Summa Canister samples were received on September 10, 2013. The laboratory performed analysis via EPA Method TO-15 using GC/MS in the full scan mode.

This workorder was independently validated prior to submittal using 'USEPA National Functional Guidelines' as generally applied to the analysis of volatile organic compounds in air. A rules-based, logic driven, independent validation engine was employed to assess completeness, evaluate pass/fail of relevant project quality control requirements and verification of all quantified amounts.

Receiving Notes

There were no receiving discrepancies.

Analytical Notes

All Quality Control Limit exceedances and affected sample results are noted by flags. Each flag is defined at the bottom of this Case Narrative and on each Sample Result Summary page. Target compound non-detects in the samples that are associated with high bias in QC analyses have not been flagged.

Dilution was performed on samples 13I0279-01, 13I0279-02 and 13I0279-03 due to the presence of high level target species.

Definition of Data Qualifying Flags

Eight qualifiers may have been used on the data analysis sheets and indicates as follows:

B - Compound present in laboratory blank greater than reporting limit (background subtraction not performed).

J - Estimated value.

E - Exceeds instrument calibration range.

S - Saturated peak.

Q - Exceeds quality control limits.

U - Compound analyzed for but not detected above the reporting limit, LOD, or MDL value. See data page for project specific U-flag definition.

UJ- Non-detected compound associated with low bias in the CCV

N - The identification is based on presumptive evidence.

File extensions may have been used on the data analysis sheets and indicates as follows:

a-File was requantified

b-File was quantified by a second column and detector

r1-File was requantified for the purpose of reissue

eurofins | Air Toxics

Summary of Detected Compounds
EPA METHOD TO-15 GC/MS

Client Sample ID: 13I0279-01

Lab ID#: 1309135-01A

Compound	Rpt. Limit (ppbv)	Amount (ppbv)	Rpt. Limit (ug/m3)	Amount (ug/m3)
Freon 12	100	680	520	3400
Freon 11	100	19000	590	110000
Ethanol	420	3800	790	7200
Freon 113	100	1100	800	8600
1,1-Dichloroethene	100	230	410	910
Methylene Chloride	100	240	360	820
Chloroform	100	61000	510	300000
Carbon Tetrachloride	100	1400	660	8800
1,2-Dichloroethane	100	1000	420	4100
Trichloroethene	100	1200	560	6400
1,2-Dichloropropane	100	120	480	560
Tetrachloroethene	100	340	710	2300

Client Sample ID: 13I0279-02

Lab ID#: 1309135-02A

Compound	Rpt. Limit (ppbv)	Amount (ppbv)	Rpt. Limit (ug/m3)	Amount (ug/m3)
Freon 12	33	530	160	2600
Freon 11	33	8200	190	46000
Freon 113	33	77	260	590
1,1-Dichloroethene	33	47	130	190
Chloroform	33	8800	160	43000

Client Sample ID: 13I0279-03

Lab ID#: 1309135-03A

Compound	Rpt. Limit (ppbv)	Amount (ppbv)	Rpt. Limit (ug/m3)	Amount (ug/m3)
Freon 12	25	670	120	3300
Freon 11	25	6200	140	35000

eurofins | Air Toxics

Client Sample ID: 13I0279-01

Lab ID#: 1309135-01A

EPA METHOD TO-15 GC/MS

File Name:	**14092409**	**Date of Collection:**	**9/6/13 9:20:00 AM**
Dil. Factor:	**20.9**	**Date of Analysis:**	**9/24/13 01:18 PM**

Compound	Rpt. Limit (ppbv)	Amount (ppbv)	Rpt. Limit (ug/m3)	Amount (ug/m3)
Freon 12	100	680	520	3400
Freon 114	100	Not Detected	730	Not Detected
Chloromethane	420	Not Detected	860	Not Detected
Vinyl Chloride	100	Not Detected	270	Not Detected
1,3-Butadiene	100	Not Detected	230	Not Detected
Bromomethane	100	Not Detected	400	Not Detected
Chloroethane	420	Not Detected	1100	Not Detected
Freon 11	100	19000	590	110000
Ethanol	420	3800	790	7200
Freon 113	100	1100	800	8600
1,1-Dichloroethene	100	230	410	910
Acetone	420	Not Detected	990	Not Detected
2-Propanol	420	Not Detected	1000	Not Detected
Carbon Disulfide	100	Not Detected	320	Not Detected
3-Chloropropene	420	Not Detected	1300	Not Detected
Methylene Chloride	100	240	360	820
Methyl tert-butyl ether	100	Not Detected	380	Not Detected
trans-1,2-Dichloroethene	100	Not Detected	410	Not Detected
Hexane	100	Not Detected	370	Not Detected
1,1-Dichloroethane	100	Not Detected	420	Not Detected
2-Butanone (Methyl Ethyl Ketone)	420	Not Detected	1200	Not Detected
cis-1,2-Dichloroethene	100	Not Detected	410	Not Detected
Tetrahydrofuran	100	Not Detected	310	Not Detected
Chloroform	100	61000	510	300000
1,1,1-Trichloroethane	100	Not Detected	570	Not Detected
Cyclohexane	100	Not Detected	360	Not Detected
Carbon Tetrachloride	100	1400	660	8800
2,2,4-Trimethylpentane	100	Not Detected	490	Not Detected
Benzene	100	Not Detected	330	Not Detected
1,2-Dichloroethane	100	1000	420	4100
Heptane	100	Not Detected	430	Not Detected
Trichloroethene	100	1200	560	6400
1,2-Dichloropropane	100	120	480	560
1,4-Dioxane	420	Not Detected	1500	Not Detected
Bromodichloromethane	100	Not Detected	700	Not Detected
cis-1,3-Dichloropropene	100	Not Detected	470	Not Detected
4-Methyl-2-pentanone	100	Not Detected	430	Not Detected
Toluene	100	Not Detected	390	Not Detected
trans-1,3-Dichloropropene	100	Not Detected	470	Not Detected
1,1,2-Trichloroethane	100	Not Detected	570	Not Detected
Tetrachloroethene	100	340	710	2300
2-Hexanone	420	Not Detected	1700	Not Detected

eurofins | Air Toxics

Client Sample ID: 13I0279-01

Lab ID#: 1309135-01A

EPA METHOD TO-15 GC/MS

File Name:	**14092409**	**Date of Collection:**	**9/6/13 9:20:00 AM**
Dil. Factor:	**20.9**	**Date of Analysis:**	**9/24/13 01:18 PM**

Compound	Rpt. Limit (ppbv)	Amount (ppbv)	Rpt. Limit (ug/m3)	Amount (ug/m3)
Dibromochloromethane	100	Not Detected	890	Not Detected
1,2-Dibromoethane (EDB)	100	Not Detected	800	Not Detected
Chlorobenzene	100	Not Detected	480	Not Detected
Ethyl Benzene	100	Not Detected	450	Not Detected
m,p-Xylene	100	Not Detected	450	Not Detected
o-Xylene	100	Not Detected	450	Not Detected
Styrene	100	Not Detected	440	Not Detected
Bromoform	100	Not Detected	1100	Not Detected
Cumene	100	Not Detected	510	Not Detected
1,1,2,2-Tetrachloroethane	100	Not Detected	720	Not Detected
Propylbenzene	100	Not Detected	510	Not Detected
4-Ethyltoluene	100	Not Detected	510	Not Detected
1,3,5-Trimethylbenzene	100	Not Detected	510	Not Detected
1,2,4-Trimethylbenzene	100	Not Detected	510	Not Detected
1,3-Dichlorobenzene	100	Not Detected	630	Not Detected
1,4-Dichlorobenzene	100	Not Detected	630	Not Detected
alpha-Chlorotoluene	100	Not Detected	540	Not Detected
1,2-Dichlorobenzene	100	Not Detected	630	Not Detected
1,2,4-Trichlorobenzene	420	Not Detected	3100	Not Detected
Hexachlorobutadiene	420	Not Detected	4400	Not Detected

Container Type: 1 Liter Summa Canister

Surrogates	%Recovery	Method Limits
1,2-Dichloroethane-d4	114	70-130
Toluene-d8	99	70-130
4-Bromofluorobenzene	89	70-130

eurofins | Air Toxics

Client Sample ID: 13I0279-02

Lab ID#: 1309135-02A

EPA METHOD TO-15 GC/MS FULL SCAN

File Name:	**2092310**	**Date of Collection:**	**9/6/13 9:28:00 AM**
Dil. Factor:	**66.8**	**Date of Analysis:**	**9/23/13 06:19 PM**

Compound	Rpt. Limit (ppbv)	Amount (ppbv)	Rpt. Limit (ug/m3)	Amount (ug/m3)
Freon 12	33	530	160	2600
Freon 114	33	Not Detected	230	Not Detected
Chloromethane	330	Not Detected	690	Not Detected
Vinyl Chloride	33	Not Detected	85	Not Detected
1,3-Butadiene	33	Not Detected	74	Not Detected
Bromomethane	330	Not Detected	1300	Not Detected
Chloroethane	130	Not Detected	350	Not Detected
Freon 11	33	8200	190	46000
Ethanol	130	Not Detected	250	Not Detected
Freon 113	33	77	260	590
1,1-Dichloroethene	33	47	130	190
Acetone	330	Not Detected	790	Not Detected
2-Propanol	130	Not Detected	330	Not Detected
Carbon Disulfide	130	Not Detected	420	Not Detected
3-Chloropropene	130	Not Detected	420	Not Detected
Methylene Chloride	330	Not Detected	1200	Not Detected
Methyl tert-butyl ether	33	Not Detected	120	Not Detected
trans-1,2-Dichloroethene	33	Not Detected	130	Not Detected
Hexane	33	Not Detected	120	Not Detected
1,1-Dichloroethane	33	Not Detected	140	Not Detected
2-Butanone (Methyl Ethyl Ketone)	130	Not Detected	390	Not Detected
cis-1,2-Dichloroethene	33	Not Detected	130	Not Detected
Tetrahydrofuran	33	Not Detected	98	Not Detected
Chloroform	33	8800	160	43000
1,1,1-Trichloroethane	33	Not Detected	180	Not Detected
Cyclohexane	33	Not Detected	110	Not Detected
Carbon Tetrachloride	33	Not Detected	210	Not Detected
2,2,4-Trimethylpentane	33	Not Detected	160	Not Detected
Benzene	33	Not Detected	110	Not Detected
1,2-Dichloroethane	33	Not Detected	140	Not Detected
Heptane	33	Not Detected	140	Not Detected
Trichloroethene	33	Not Detected	180	Not Detected
1,2-Dichloropropane	33	Not Detected	150	Not Detected
1,4-Dioxane	130	Not Detected	480	Not Detected
Bromodichloromethane	33	Not Detected	220	Not Detected
cis-1,3-Dichloropropene	33	Not Detected	150	Not Detected
4-Methyl-2-pentanone	33	Not Detected	140	Not Detected
Toluene	33	Not Detected	120	Not Detected
trans-1,3-Dichloropropene	33	Not Detected	150	Not Detected
1,1,2-Trichloroethane	33	Not Detected	180	Not Detected
Tetrachloroethene	33	Not Detected	230	Not Detected
2-Hexanone	130	Not Detected	550	Not Detected

eurofins | Air Toxics

Client Sample ID: 13I0279-02

Lab ID#: 1309135-02A

EPA METHOD TO-15 GC/MS FULL SCAN

File Name:	**2092310**	**Date of Collection:**	**9/6/13 9:28:00 AM**
Dil. Factor:	**66.8**	**Date of Analysis:**	**9/23/13 06:19 PM**

Compound	Rpt. Limit (ppbv)	Amount (ppbv)	Rpt. Limit (ug/m3)	Amount (ug/m3)
Dibromochloromethane	33	Not Detected	280	Not Detected
1,2-Dibromoethane (EDB)	33	Not Detected	260	Not Detected
Chlorobenzene	33	Not Detected	150	Not Detected
Ethyl Benzene	33	Not Detected	140	Not Detected
m,p-Xylene	33	Not Detected	140	Not Detected
o-Xylene	33	Not Detected	140	Not Detected
Styrene	33	Not Detected	140	Not Detected
Bromoform	33	Not Detected	340	Not Detected
Cumene	33	Not Detected	160	Not Detected
1,1,2,2-Tetrachloroethane	33	Not Detected	230	Not Detected
Propylbenzene	33	Not Detected	160	Not Detected
4-Ethyltoluene	33	Not Detected	160	Not Detected
1,3,5-Trimethylbenzene	33	Not Detected	160	Not Detected
1,2,4-Trimethylbenzene	33	Not Detected	160	Not Detected
1,3-Dichlorobenzene	33	Not Detected	200	Not Detected
1,4-Dichlorobenzene	33	Not Detected UJ	200	Not Detected UJ
alpha-Chlorotoluene	33	Not Detected	170	Not Detected
1,2-Dichlorobenzene	33	Not Detected	200	Not Detected
1,2,4-Trichlorobenzene	130	Not Detected UJ	990	Not Detected UJ
Hexachlorobutadiene	130	Not Detected	1400	Not Detected

UJ = Non-detected compound associated with low bias in the CCV and/or LCS.

Container Type: 1 Liter Summa Canister

Surrogates	%Recovery	Method Limits
Toluene-d8	101	70-130
1,2-Dichloroethane-d4	108	70-130
4-Bromofluorobenzene	90	70-130

eurofins | Air Toxics

Client Sample ID: 13I0279-03

Lab ID#: 1309135-03A

EPA METHOD TO-15 GC/MS FULL SCAN

File Name:	**2092309**	**Date of Collection:**	**9/6/13 9:34:00 AM**
Dil. Factor:	**49.6**	**Date of Analysis:**	**9/23/13 05:11 PM**

Compound	Rpt. Limit (ppbv)	Amount (ppbv)	Rpt. Limit (ug/m3)	Amount (ug/m3)
Freon 12	25	670	120	3300
Freon 114	25	Not Detected	170	Not Detected
Chloromethane	250	Not Detected	510	Not Detected
Vinyl Chloride	25	Not Detected	63	Not Detected
1,3-Butadiene	25	Not Detected	55	Not Detected
Bromomethane	250	Not Detected	960	Not Detected
Chloroethane	99	Not Detected	260	Not Detected
Freon 11	25	6200	140	35000
Ethanol	99	Not Detected	190	Not Detected
Freon 113	25	Not Detected	190	Not Detected
1,1-Dichloroethene	25	Not Detected	98	Not Detected
Acetone	250	Not Detected	590	Not Detected
2-Propanol	99	Not Detected	240	Not Detected
Carbon Disulfide	99	Not Detected	310	Not Detected
3-Chloropropene	99	Not Detected	310	Not Detected
Methylene Chloride	250	Not Detected	860	Not Detected
Methyl tert-butyl ether	25	Not Detected	89	Not Detected
trans-1,2-Dichloroethene	25	Not Detected	98	Not Detected
Hexane	25	Not Detected	87	Not Detected
1,1-Dichloroethane	25	Not Detected	100	Not Detected
2-Butanone (Methyl Ethyl Ketone)	99	Not Detected	290	Not Detected
cis-1,2-Dichloroethene	25	Not Detected	98	Not Detected
Tetrahydrofuran	25	Not Detected	73	Not Detected
Chloroform	25	Not Detected	120	Not Detected
1,1,1-Trichloroethane	25	Not Detected	140	Not Detected
Cyclohexane	25	Not Detected	85	Not Detected
Carbon Tetrachloride	25	Not Detected	160	Not Detected
2,2,4-Trimethylpentane	25	Not Detected	120	Not Detected
Benzene	25	Not Detected	79	Not Detected
1,2-Dichloroethane	25	Not Detected	100	Not Detected
Heptane	25	Not Detected	100	Not Detected
Trichloroethene	25	Not Detected	130	Not Detected
1,2-Dichloropropane	25	Not Detected	110	Not Detected
1,4-Dioxane	99	Not Detected	360	Not Detected
Bromodichloromethane	25	Not Detected	170	Not Detected
cis-1,3-Dichloropropene	25	Not Detected	110	Not Detected
4-Methyl-2-pentanone	25	Not Detected	100	Not Detected
Toluene	25	Not Detected	93	Not Detected
trans-1,3-Dichloropropene	25	Not Detected	110	Not Detected
1,1,2-Trichloroethane	25	Not Detected	140	Not Detected
Tetrachloroethene	25	Not Detected	170	Not Detected
2-Hexanone	99	Not Detected	410	Not Detected

eurofins | Air Toxics

Client Sample ID: 13I0279-03

Lab ID#: 1309135-03A

EPA METHOD TO-15 GC/MS FULL SCAN

File Name:	**2092309**	**Date of Collection:**	**9/6/13 9:34:00 AM**
Dil. Factor:	**49.6**	**Date of Analysis:**	**9/23/13 05:11 PM**

Compound	Rpt. Limit (ppbv)	Amount (ppbv)	Rpt. Limit (ug/m3)	Amount (ug/m3)
Dibromochloromethane	25	Not Detected	210	Not Detected
1,2-Dibromoethane (EDB)	25	Not Detected	190	Not Detected
Chlorobenzene	25	Not Detected	110	Not Detected
Ethyl Benzene	25	Not Detected	110	Not Detected
m,p-Xylene	25	Not Detected	110	Not Detected
o-Xylene	25	Not Detected	110	Not Detected
Styrene	25	Not Detected	100	Not Detected
Bromoform	25	Not Detected	260	Not Detected
Cumene	25	Not Detected	120	Not Detected
1,1,2,2-Tetrachloroethane	25	Not Detected	170	Not Detected
Propylbenzene	25	Not Detected	120	Not Detected
4-Ethyltoluene	25	Not Detected	120	Not Detected
1,3,5-Trimethylbenzene	25	Not Detected	120	Not Detected
1,2,4-Trimethylbenzene	25	Not Detected	120	Not Detected
1,3-Dichlorobenzene	25	Not Detected	150	Not Detected
1,4-Dichlorobenzene	25	Not Detected UJ	150	Not Detected UJ
alpha-Chlorotoluene	25	Not Detected	130	Not Detected
1,2-Dichlorobenzene	25	Not Detected	150	Not Detected
1,2,4-Trichlorobenzene	99	Not Detected UJ	740	Not Detected UJ
Hexachlorobutadiene	99	Not Detected	1000	Not Detected

UJ = Non-detected compound associated with low bias in the CCV and/or LCS.

Container Type: 1 Liter Summa Canister

Surrogates	%Recovery	Method Limits
Toluene-d8	101	70-130
1,2-Dichloroethane-d4	105	70-130
4-Bromofluorobenzene	97	70-130

eurofins | Air Toxics

Client Sample ID: Lab Blank

Lab ID#: 1309135-04A

EPA METHOD TO-15 GC/MS FULL SCAN

File Name:	**2092305**	**Date of Collection: NA**	
Dil. Factor:	**1.00**	**Date of Analysis: 9/23/13 12:54 PM**	

Compound	Rpt. Limit (ppbv)	Amount (ppbv)	Rpt. Limit (ug/m3)	Amount (ug/m3)
Freon 12	0.50	Not Detected	2.5	Not Detected
Freon 114	0.50	Not Detected	3.5	Not Detected
Chloromethane	5.0	Not Detected	10	Not Detected
Vinyl Chloride	0.50	Not Detected	1.3	Not Detected
1,3-Butadiene	0.50	Not Detected	1.1	Not Detected
Bromomethane	5.0	Not Detected	19	Not Detected
Chloroethane	2.0	Not Detected	5.3	Not Detected
Freon 11	0.50	Not Detected	2.8	Not Detected
Ethanol	2.0	Not Detected	3.8	Not Detected
Freon 113	0.50	Not Detected	3.8	Not Detected
1,1-Dichloroethene	0.50	Not Detected	2.0	Not Detected
Acetone	5.0	Not Detected	12	Not Detected
2-Propanol	2.0	Not Detected	4.9	Not Detected
Carbon Disulfide	2.0	Not Detected	6.2	Not Detected
3-Chloropropene	2.0	Not Detected	6.3	Not Detected
Methylene Chloride	5.0	Not Detected	17	Not Detected
Methyl tert-butyl ether	0.50	Not Detected	1.8	Not Detected
trans-1,2-Dichloroethene	0.50	Not Detected	2.0	Not Detected
Hexane	0.50	Not Detected	1.8	Not Detected
1,1-Dichloroethane	0.50	Not Detected	2.0	Not Detected
2-Butanone (Methyl Ethyl Ketone)	2.0	Not Detected	5.9	Not Detected
cis-1,2-Dichloroethene	0.50	Not Detected	2.0	Not Detected
Tetrahydrofuran	0.50	Not Detected	1.5	Not Detected
Chloroform	0.50	Not Detected	2.4	Not Detected
1,1,1-Trichloroethane	0.50	Not Detected	2.7	Not Detected
Cyclohexane	0.50	Not Detected	1.7	Not Detected
Carbon Tetrachloride	0.50	Not Detected	3.1	Not Detected
2,2,4-Trimethylpentane	0.50	Not Detected	2.3	Not Detected
Benzene	0.50	Not Detected	1.6	Not Detected
1,2-Dichloroethane	0.50	Not Detected	2.0	Not Detected
Heptane	0.50	Not Detected	2.0	Not Detected
Trichloroethene	0.50	Not Detected	2.7	Not Detected
1,2-Dichloropropane	0.50	Not Detected	2.3	Not Detected
1,4-Dioxane	2.0	Not Detected	7.2	Not Detected
Bromodichloromethane	0.50	Not Detected	3.4	Not Detected
cis-1,3-Dichloropropene	0.50	Not Detected	2.3	Not Detected
4-Methyl-2-pentanone	0.50	Not Detected	2.0	Not Detected
Toluene	0.50	Not Detected	1.9	Not Detected
trans-1,3-Dichloropropene	0.50	Not Detected	2.3	Not Detected
1,1,2-Trichloroethane	0.50	Not Detected	2.7	Not Detected
Tetrachloroethene	0.50	Not Detected	3.4	Not Detected
2-Hexanone	2.0	Not Detected	8.2	Not Detected

eurofins | Air Toxics

Client Sample ID: Lab Blank

Lab ID#: 1309135-04A

EPA METHOD TO-15 GC/MS FULL SCAN

File Name:	**2092305**	**Date of Collection: NA**	
Dil. Factor:	**1.00**	**Date of Analysis: 9/23/13 12:54 PM**	

Compound	Rpt. Limit (ppbv)	Amount (ppbv)	Rpt. Limit (ug/m3)	Amount (ug/m3)
Dibromochloromethane	0.50	Not Detected	4.2	Not Detected
1,2-Dibromoethane (EDB)	0.50	Not Detected	3.8	Not Detected
Chlorobenzene	0.50	Not Detected	2.3	Not Detected
Ethyl Benzene	0.50	Not Detected	2.2	Not Detected
m,p-Xylene	0.50	Not Detected	2.2	Not Detected
o-Xylene	0.50	Not Detected	2.2	Not Detected
Styrene	0.50	Not Detected	2.1	Not Detected
Bromoform	0.50	Not Detected	5.2	Not Detected
Cumene	0.50	Not Detected	2.4	Not Detected
1,1,2,2-Tetrachloroethane	0.50	Not Detected	3.4	Not Detected
Propylbenzene	0.50	Not Detected	2.4	Not Detected
4-Ethyltoluene	0.50	Not Detected	2.4	Not Detected
1,3,5-Trimethylbenzene	0.50	Not Detected	2.4	Not Detected
1,2,4-Trimethylbenzene	0.50	Not Detected	2.4	Not Detected
1,3-Dichlorobenzene	0.50	Not Detected	3.0	Not Detected
1,4-Dichlorobenzene	0.50	Not Detected UJ	3.0	Not Detected UJ
alpha-Chlorotoluene	0.50	Not Detected	2.6	Not Detected
1,2-Dichlorobenzene	0.50	Not Detected	3.0	Not Detected
1,2,4-Trichlorobenzene	2.0	Not Detected UJ	15	Not Detected UJ
Hexachlorobutadiene	2.0	Not Detected	21	Not Detected

UJ = Non-detected compound associated with low bias in the CCV and/or LCS.

Container Type: NA - Not Applicable

Surrogates	%Recovery	Method Limits
Toluene-d8	99	70-130
1,2-Dichloroethane-d4	109	70-130
4-Bromofluorobenzene	92	70-130

eurofins | Air Toxics

Client Sample ID: Lab Blank

Lab ID#: 1309135-04B

EPA METHOD TO-15 GC/MS

File Name:	**14092406**	**Date of Collection: NA**	
Dil. Factor:	**1.00**	**Date of Analysis: 9/24/13 11:11 AM**	

Compound	Rpt. Limit (ppbv)	Amount (ppbv)	Rpt. Limit (ug/m3)	Amount (ug/m3)
Freon 12	5.0	Not Detected	25	Not Detected
Freon 114	5.0	Not Detected	35	Not Detected
Chloromethane	20	Not Detected	41	Not Detected
Vinyl Chloride	5.0	Not Detected	13	Not Detected
1,3-Butadiene	5.0	Not Detected	11	Not Detected
Bromomethane	5.0	Not Detected	19	Not Detected
Chloroethane	20	Not Detected	53	Not Detected
Freon 11	5.0	Not Detected	28	Not Detected
Ethanol	20	Not Detected	38	Not Detected
Freon 113	5.0	Not Detected	38	Not Detected
1,1-Dichloroethene	5.0	Not Detected	20	Not Detected
Acetone	20	Not Detected	48	Not Detected
2-Propanol	20	Not Detected	49	Not Detected
Carbon Disulfide	5.0	Not Detected	16	Not Detected
3-Chloropropene	20	Not Detected	63	Not Detected
Methylene Chloride	5.0	Not Detected	17	Not Detected
Methyl tert-butyl ether	5.0	Not Detected	18	Not Detected
trans-1,2-Dichloroethene	5.0	Not Detected	20	Not Detected
Hexane	5.0	Not Detected	18	Not Detected
1,1-Dichloroethane	5.0	Not Detected	20	Not Detected
2-Butanone (Methyl Ethyl Ketone)	20	Not Detected	59	Not Detected
cis-1,2-Dichloroethene	5.0	Not Detected	20	Not Detected
Tetrahydrofuran	5.0	Not Detected	15	Not Detected
Chloroform	5.0	Not Detected	24	Not Detected
1,1,1-Trichloroethane	5.0	Not Detected	27	Not Detected
Cyclohexane	5.0	Not Detected	17	Not Detected
Carbon Tetrachloride	5.0	Not Detected	31	Not Detected
2,2,4-Trimethylpentane	5.0	Not Detected	23	Not Detected
Benzene	5.0	Not Detected	16	Not Detected
1,2-Dichloroethane	5.0	Not Detected	20	Not Detected
Heptane	5.0	Not Detected	20	Not Detected
Trichloroethene	5.0	Not Detected	27	Not Detected
1,2-Dichloropropane	5.0	Not Detected	23	Not Detected
1,4-Dioxane	20	Not Detected	72	Not Detected
Bromodichloromethane	5.0	Not Detected	34	Not Detected
cis-1,3-Dichloropropene	5.0	Not Detected	23	Not Detected
4-Methyl-2-pentanone	5.0	Not Detected	20	Not Detected
Toluene	5.0	Not Detected	19	Not Detected
trans-1,3-Dichloropropene	5.0	Not Detected	23	Not Detected
1,1,2-Trichloroethane	5.0	Not Detected	27	Not Detected
Tetrachloroethene	5.0	Not Detected	34	Not Detected
2-Hexanone	20	Not Detected	82	Not Detected

eurofins | Air Toxics

Client Sample ID: Lab Blank

Lab ID#: 1309135-04B

EPA METHOD TO-15 GC/MS

File Name:	**14092406**	**Date of Collection: NA**	
Dil. Factor:	**1.00**	**Date of Analysis: 9/24/13 11:11 AM**	

Compound	Rpt. Limit (ppbv)	Amount (ppbv)	Rpt. Limit (ug/m3)	Amount (ug/m3)
Dibromochloromethane	5.0	Not Detected	42	Not Detected
1,2-Dibromoethane (EDB)	5.0	Not Detected	38	Not Detected
Chlorobenzene	5.0	Not Detected	23	Not Detected
Ethyl Benzene	5.0	Not Detected	22	Not Detected
m,p-Xylene	5.0	Not Detected	22	Not Detected
o-Xylene	5.0	Not Detected	22	Not Detected
Styrene	5.0	Not Detected	21	Not Detected
Bromoform	5.0	Not Detected	52	Not Detected
Cumene	5.0	Not Detected	24	Not Detected
1,1,2,2-Tetrachloroethane	5.0	Not Detected	34	Not Detected
Propylbenzene	5.0	Not Detected	24	Not Detected
4-Ethyltoluene	5.0	Not Detected	24	Not Detected
1,3,5-Trimethylbenzene	5.0	Not Detected	24	Not Detected
1,2,4-Trimethylbenzene	5.0	Not Detected	24	Not Detected
1,3-Dichlorobenzene	5.0	Not Detected	30	Not Detected
1,4-Dichlorobenzene	5.0	Not Detected	30	Not Detected
alpha-Chlorotoluene	5.0	Not Detected	26	Not Detected
1,2-Dichlorobenzene	5.0	Not Detected	30	Not Detected
1,2,4-Trichlorobenzene	20	Not Detected	150	Not Detected
Hexachlorobutadiene	20	Not Detected	210	Not Detected

Container Type: NA - Not Applicable

Surrogates	%Recovery	Method Limits
1,2-Dichloroethane-d4	112	70-130
Toluene-d8	101	70-130
4-Bromofluorobenzene	91	70-130

eurofins | Air Toxics

Client Sample ID: CCV

Lab ID#: 1309135-05A

EPA METHOD TO-15 GC/MS FULL SCAN

File Name:	**2092302**	**Date of Collection: NA**
Dil. Factor:	**1.00**	**Date of Analysis: 9/23/13 10:23 AM**

Compound	%Recovery
Freon 12	81
Freon 114	76
Chloromethane	78
Vinyl Chloride	80
1,3-Butadiene	79
Bromomethane	95
Chloroethane	82
Freon 11	84
Ethanol	88
Freon 113	77
1,1-Dichloroethene	81
Acetone	93
2-Propanol	84
Carbon Disulfide	87
3-Chloropropene	90
Methylene Chloride	82
Methyl tert-butyl ether	76
trans-1,2-Dichloroethene	81
Hexane	84
1,1-Dichloroethane	83
2-Butanone (Methyl Ethyl Ketone)	89
cis-1,2-Dichloroethene	82
Tetrahydrofuran	86
Chloroform	85
1,1,1-Trichloroethane	84
Cyclohexane	83
Carbon Tetrachloride	88
2,2,4-Trimethylpentane	83
Benzene	79
1,2-Dichloroethane	84
Heptane	84
Trichloroethene	80
1,2-Dichloropropane	84
1,4-Dioxane	87
Bromodichloromethane	90
cis-1,3-Dichloropropene	91
4-Methyl-2-pentanone	89
Toluene	78
trans-1,3-Dichloropropene	95
1,1,2-Trichloroethane	82
Tetrachloroethene	78
2-Hexanone	90

eurofins | Air Toxics

Client Sample ID: CCV

Lab ID#: 1309135-05A

EPA METHOD TO-15 GC/MS FULL SCAN

File Name:	**2092302**	**Date of Collection: NA**
Dil. Factor:	**1.00**	**Date of Analysis: 9/23/13 10:23 AM**

Compound	**%Recovery**
Dibromochloromethane	88
1,2-Dibromoethane (EDB)	87
Chlorobenzene	78
Ethyl Benzene	77
m,p-Xylene	76
o-Xylene	77
Styrene	78
Bromoform	89
Cumene	79
1,1,2,2-Tetrachloroethane	82
Propylbenzene	80
4-Ethyltoluene	80
1,3,5-Trimethylbenzene	75
1,2,4-Trimethylbenzene	80
1,3-Dichlorobenzene	76
1,4-Dichlorobenzene	69 Q
alpha-Chlorotoluene	108
1,2-Dichlorobenzene	72
1,2,4-Trichlorobenzene	62 Q
Hexachlorobutadiene	74

Q = Exceeds Quality Control limits.

Container Type: NA - Not Applicable

Surrogates	**%Recovery**	**Method Limits**
Toluene-d8	101	70-130
1,2-Dichloroethane-d4	104	70-130
4-Bromofluorobenzene	100	70-130

eurofins | Air Toxics

Client Sample ID: CCV

Lab ID#: 1309135-05B

EPA METHOD TO-15 GC/MS

File Name:	**14092402**	**Date of Collection: NA**
Dil. Factor:	**1.00**	**Date of Analysis: 9/24/13 08:24 AM**

Compound	%Recovery
Freon 12	101
Freon 114	95
Chloromethane	111
Vinyl Chloride	122
1,3-Butadiene	122
Bromomethane	100
Chloroethane	102
Freon 11	102
Ethanol	91
Freon 113	91
1,1-Dichloroethene	93
Acetone	97
2-Propanol	86
Carbon Disulfide	87
3-Chloropropene	86
Methylene Chloride	101
Methyl tert-butyl ether	88
trans-1,2-Dichloroethene	97
Hexane	94
1,1-Dichloroethane	102
2-Butanone (Methyl Ethyl Ketone)	97
cis-1,2-Dichloroethene	96
Tetrahydrofuran	94
Chloroform	103
1,1,1-Trichloroethane	99
Cyclohexane	95
Carbon Tetrachloride	101
2,2,4-Trimethylpentane	96
Benzene	106
1,2-Dichloroethane	115
Heptane	100
Trichloroethene	101
1,2-Dichloropropane	102
1,4-Dioxane	91
Bromodichloromethane	106
cis-1,3-Dichloropropene	92
4-Methyl-2-pentanone	88
Toluene	101
trans-1,3-Dichloropropene	91
1,1,2-Trichloroethane	100
Tetrachloroethene	95
2-Hexanone	84

eurofins | Air Toxics

Client Sample ID: CCV

Lab ID#: 1309135-05B

EPA METHOD TO-15 GC/MS

File Name:	**14092402**	**Date of Collection: NA**	
Dil. Factor:	**1.00**	**Date of Analysis: 9/24/13 08:24 AM**	

Compound	**%Recovery**
Dibromochloromethane	101
1,2-Dibromoethane (EDB)	102
Chlorobenzene	98
Ethyl Benzene	96
m,p-Xylene	92
o-Xylene	95
Styrene	102
Bromoform	97
Cumene	103
1,1,2,2-Tetrachloroethane	106
Propylbenzene	110
4-Ethyltoluene	113
1,3,5-Trimethylbenzene	110
1,2,4-Trimethylbenzene	105
1,3-Dichlorobenzene	101
1,4-Dichlorobenzene	100
alpha-Chlorotoluene	104
1,2-Dichlorobenzene	101
1,2,4-Trichlorobenzene	131 Q
Hexachlorobutadiene	139 Q

Q = Exceeds Quality Control limits.

Container Type: NA - Not Applicable

Surrogates	**%Recovery**	**Method Limits**
1,2-Dichloroethane-d4	109	70-130
Toluene-d8	106	70-130
4-Bromofluorobenzene	99	70-130

eurofins | Air Toxics

Client Sample ID: LCS

Lab ID#: 1309135-06A

EPA METHOD TO-15 GC/MS FULL SCAN

File Name:	**2092303**	**Date of Collection: NA**	
Dil. Factor:	**1.00**	**Date of Analysis: 9/23/13 11:05 AM**	

Compound	%Recovery	Method Limits
Freon 12	88	70-130
Freon 114	84	70-130
Chloromethane	92	70-130
Vinyl Chloride	89	70-130
1,3-Butadiene	89	70-130
Bromomethane	100	70-130
Chloroethane	92	70-130
Freon 11	84	70-130
Ethanol	109	70-130
Freon 113	82	70-130
1,1-Dichloroethene	93	70-130
Acetone	102	70-130
2-Propanol	104	70-130
Carbon Disulfide	111	70-130
3-Chloropropene	106	70-130
Methylene Chloride	85	70-130
Methyl tert-butyl ether	84	70-130
trans-1,2-Dichloroethene	95	70-130
Hexane	84	70-130
1,1-Dichloroethane	87	70-130
2-Butanone (Methyl Ethyl Ketone)	93	70-130
cis-1,2-Dichloroethene	87	70-130
Tetrahydrofuran	89	70-130
Chloroform	90	70-130
1,1,1-Trichloroethane	89	70-130
Cyclohexane	87	70-130
Carbon Tetrachloride	92	70-130
2,2,4-Trimethylpentane	85	70-130
Benzene	85	70-130
1,2-Dichloroethane	91	70-130
Heptane	90	70-130
Trichloroethene	87	70-130
1,2-Dichloropropane	88	70-130
1,4-Dioxane	92	70-130
Bromodichloromethane	96	70-130
cis-1,3-Dichloropropene	98	70-130
4-Methyl-2-pentanone	94	70-130
Toluene	81	70-130
trans-1,3-Dichloropropene	104	70-130
1,1,2-Trichloroethane	88	70-130
Tetrachloroethene	83	70-130
2-Hexanone	100	70-130

eurofins | Air Toxics

Client Sample ID: LCS

Lab ID#: 1309135-06A

EPA METHOD TO-15 GC/MS FULL SCAN

File Name:	**2092303**	**Date of Collection: NA**	
Dil. Factor:	**1.00**	**Date of Analysis: 9/23/13 11:05 AM**	

Compound	**%Recovery**	**Method Limits**
Dibromochloromethane	93	70-130
1,2-Dibromoethane (EDB)	94	70-130
Chlorobenzene	84	70-130
Ethyl Benzene	82	70-130
m,p-Xylene	82	70-130
o-Xylene	83	70-130
Styrene	87	70-130
Bromoform	93	70-130
Cumene	84	70-130
1,1,2,2-Tetrachloroethane	88	70-130
Propylbenzene	83	70-130
4-Ethyltoluene	77	70-130
1,3,5-Trimethylbenzene	77	70-130
1,2,4-Trimethylbenzene	76	70-130
1,3-Dichlorobenzene	80	70-130
1,4-Dichlorobenzene	72	70-130
alpha-Chlorotoluene	112	70-130
1,2-Dichlorobenzene	76	70-130
1,2,4-Trichlorobenzene	63 Q	70-130
Hexachlorobutadiene	72	70-130

Q = Exceeds Quality Control limits.

Container Type: NA - Not Applicable

Surrogates	**%Recovery**	**Method Limits**
Toluene-d8	102	70-130
1,2-Dichloroethane-d4	103	70-130
4-Bromofluorobenzene	103	70-130

eurofins | Air Toxics

Client Sample ID: LCSD

Lab ID#: 1309135-06AA

EPA METHOD TO-15 GC/MS FULL SCAN

File Name:	**2092304**	**Date of Collection: NA**	
Dil. Factor:	**1.00**	**Date of Analysis: 9/23/13 12:03 PM**	

Compound	%Recovery	Method Limits
Freon 12	87	70-130
Freon 114	82	70-130
Chloromethane	89	70-130
Vinyl Chloride	88	70-130
1,3-Butadiene	86	70-130
Bromomethane	98	70-130
Chloroethane	92	70-130
Freon 11	83	70-130
Ethanol	106	70-130
Freon 113	81	70-130
1,1-Dichloroethene	91	70-130
Acetone	101	70-130
2-Propanol	102	70-130
Carbon Disulfide	108	70-130
3-Chloropropene	104	70-130
Methylene Chloride	83	70-130
Methyl tert-butyl ether	83	70-130
trans-1,2-Dichloroethene	94	70-130
Hexane	84	70-130
1,1-Dichloroethane	86	70-130
2-Butanone (Methyl Ethyl Ketone)	94	70-130
cis-1,2-Dichloroethene	85	70-130
Tetrahydrofuran	87	70-130
Chloroform	88	70-130
1,1,1-Trichloroethane	89	70-130
Cyclohexane	86	70-130
Carbon Tetrachloride	92	70-130
2,2,4-Trimethylpentane	85	70-130
Benzene	84	70-130
1,2-Dichloroethane	90	70-130
Heptane	88	70-130
Trichloroethene	88	70-130
1,2-Dichloropropane	89	70-130
1,4-Dioxane	92	70-130
Bromodichloromethane	94	70-130
cis-1,3-Dichloropropene	98	70-130
4-Methyl-2-pentanone	92	70-130
Toluene	81	70-130
trans-1,3-Dichloropropene	102	70-130
1,1,2-Trichloroethane	87	70-130
Tetrachloroethene	82	70-130
2-Hexanone	98	70-130

eurofins | Air Toxics

Client Sample ID: LCSD

Lab ID#: 1309135-06AA

EPA METHOD TO-15 GC/MS FULL SCAN

File Name:	**2092304**	**Date of Collection: NA**	
Dil. Factor:	**1.00**	**Date of Analysis: 9/23/13 12:03 PM**	

Compound	**%Recovery**	**Method Limits**
Dibromochloromethane	92	70-130
1,2-Dibromoethane (EDB)	93	70-130
Chlorobenzene	84	70-130
Ethyl Benzene	82	70-130
m,p-Xylene	80	70-130
o-Xylene	80	70-130
Styrene	85	70-130
Bromoform	92	70-130
Cumene	81	70-130
1,1,2,2-Tetrachloroethane	87	70-130
Propylbenzene	80	70-130
4-Ethyltoluene	75	70-130
1,3,5-Trimethylbenzene	72	70-130
1,2,4-Trimethylbenzene	73	70-130
1,3-Dichlorobenzene	78	70-130
1,4-Dichlorobenzene	70	70-130
alpha-Chlorotoluene	110	70-130
1,2-Dichlorobenzene	74	70-130
1,2,4-Trichlorobenzene	61 Q	70-130
Hexachlorobutadiene	69 Q	70-130

Q = Exceeds Quality Control limits.

Container Type: NA - Not Applicable

Surrogates	**%Recovery**	**Method Limits**
Toluene-d8	102	70-130
1,2-Dichloroethane-d4	103	70-130
4-Bromofluorobenzene	100	70-130

eurofins | Air Toxics

Client Sample ID: LCS

Lab ID#: 1309135-06B

EPA METHOD TO-15 GC/MS

File Name:	**14092403**	**Date of Collection: NA**	
Dil. Factor:	**1.00**	**Date of Analysis: 9/24/13 08:55 AM**	

Compound	%Recovery	Method Limits
Freon 12	100	70-130
Freon 114	92	70-130
Chloromethane	114	70-130
Vinyl Chloride	119	70-130
1,3-Butadiene	116	70-130
Bromomethane	96	70-130
Chloroethane	94	70-130
Freon 11	98	70-130
Ethanol	82	70-130
Freon 113	90	70-130
1,1-Dichloroethene	98	70-130
Acetone	93	70-130
2-Propanol	78	70-130
Carbon Disulfide	100	70-130
3-Chloropropene	91	70-130
Methylene Chloride	99	70-130
Methyl tert-butyl ether	79	70-130
trans-1,2-Dichloroethene	103	70-130
Hexane	85	70-130
1,1-Dichloroethane	98	70-130
2-Butanone (Methyl Ethyl Ketone)	85	70-130
cis-1,2-Dichloroethene	88	70-130
Tetrahydrofuran	81	70-130
Chloroform	102	70-130
1,1,1-Trichloroethane	94	70-130
Cyclohexane	86	70-130
Carbon Tetrachloride	93	70-130
2,2,4-Trimethylpentane	84	70-130
Benzene	98	70-130
1,2-Dichloroethane	107	70-130
Heptane	85	70-130
Trichloroethene	94	70-130
1,2-Dichloropropane	94	70-130
1,4-Dioxane	73	70-130
Bromodichloromethane	96	70-130
cis-1,3-Dichloropropene	81	70-130
4-Methyl-2-pentanone	71	70-130
Toluene	91	70-130
trans-1,3-Dichloropropene	78	70-130
1,1,2-Trichloroethane	91	70-130
Tetrachloroethene	88	70-130
2-Hexanone	57 Q	70-130

eurofins | Air Toxics

Client Sample ID: LCS

Lab ID#: 1309135-06B

EPA METHOD TO-15 GC/MS

File Name:	**14092403**	**Date of Collection: NA**	
Dil. Factor:	**1.00**	**Date of Analysis: 9/24/13 08:55 AM**	

Compound	**%Recovery**	**Method Limits**
Dibromochloromethane	87	70-130
1,2-Dibromoethane (EDB)	91	70-130
Chlorobenzene	90	70-130
Ethyl Benzene	82	70-130
m,p-Xylene	79	70-130
o-Xylene	80	70-130
Styrene	79	70-130
Bromoform	79	70-130
Cumene	89	70-130
1,1,2,2-Tetrachloroethane	97	70-130
Propylbenzene	94	70-130
4-Ethyltoluene	88	70-130
1,3,5-Trimethylbenzene	93	70-130
1,2,4-Trimethylbenzene	84	70-130
1,3-Dichlorobenzene	89	70-130
1,4-Dichlorobenzene	86	70-130
alpha-Chlorotoluene	69 Q	70-130
1,2-Dichlorobenzene	88	70-130
1,2,4-Trichlorobenzene	111	70-130
Hexachlorobutadiene	116	70-130

Q = Exceeds Quality Control limits.

Container Type: NA - Not Applicable

Surrogates	**%Recovery**	**Method Limits**
1,2-Dichloroethane-d4	113	70-130
Toluene-d8	103	70-130
4-Bromofluorobenzene	98	70-130

eurofins | Air Toxics

Client Sample ID: LCSD

Lab ID#: 1309135-06BB

EPA METHOD TO-15 GC/MS

File Name:	**14092404**	**Date of Collection: NA**	
Dil. Factor:	**1.00**	**Date of Analysis: 9/24/13 09:43 AM**	

Compound	%Recovery	Method Limits
Freon 12	98	70-130
Freon 114	94	70-130
Chloromethane	112	70-130
Vinyl Chloride	122	70-130
1,3-Butadiene	118	70-130
Bromomethane	93	70-130
Chloroethane	95	70-130
Freon 11	100	70-130
Ethanol	82	70-130
Freon 113	94	70-130
1,1-Dichloroethene	97	70-130
Acetone	96	70-130
2-Propanol	78	70-130
Carbon Disulfide	102	70-130
3-Chloropropene	88	70-130
Methylene Chloride	96	70-130
Methyl tert-butyl ether	79	70-130
trans-1,2-Dichloroethene	102	70-130
Hexane	86	70-130
1,1-Dichloroethane	97	70-130
2-Butanone (Methyl Ethyl Ketone)	84	70-130
cis-1,2-Dichloroethene	88	70-130
Tetrahydrofuran	82	70-130
Chloroform	100	70-130
1,1,1-Trichloroethane	95	70-130
Cyclohexane	86	70-130
Carbon Tetrachloride	96	70-130
2,2,4-Trimethylpentane	85	70-130
Benzene	99	70-130
1,2-Dichloroethane	107	70-130
Heptane	84	70-130
Trichloroethene	98	70-130
1,2-Dichloropropane	95	70-130
1,4-Dioxane	78	70-130
Bromodichloromethane	97	70-130
cis-1,3-Dichloropropene	81	70-130
4-Methyl-2-pentanone	69 Q	70-130
Toluene	92	70-130
trans-1,3-Dichloropropene	78	70-130
1,1,2-Trichloroethane	93	70-130
Tetrachloroethene	90	70-130
2-Hexanone	60 Q	70-130

eurofins | Air Toxics

Client Sample ID: LCSD

Lab ID#: 1309135-06BB

EPA METHOD TO-15 GC/MS

File Name:	**14092404**	**Date of Collection: NA**	
Dil. Factor:	**1.00**	**Date of Analysis: 9/24/13 09:43 AM**	

Compound	**%Recovery**	**Method Limits**
Dibromochloromethane	89	70-130
1,2-Dibromoethane (EDB)	93	70-130
Chlorobenzene	93	70-130
Ethyl Benzene	84	70-130
m,p-Xylene	82	70-130
o-Xylene	84	70-130
Styrene	80	70-130
Bromoform	82	70-130
Cumene	90	70-130
1,1,2,2-Tetrachloroethane	97	70-130
Propylbenzene	95	70-130
4-Ethyltoluene	91	70-130
1,3,5-Trimethylbenzene	94	70-130
1,2,4-Trimethylbenzene	84	70-130
1,3-Dichlorobenzene	94	70-130
1,4-Dichlorobenzene	88	70-130
alpha-Chlorotoluene	68 Q	70-130
1,2-Dichlorobenzene	94	70-130
1,2,4-Trichlorobenzene	108	70-130
Hexachlorobutadiene	123	70-130

Q = Exceeds Quality Control limits.

Container Type: NA - Not Applicable

Surrogates	**%Recovery**	**Method Limits**
1,2-Dichloroethane-d4	110	70-130
Toluene-d8	101	70-130
4-Bromofluorobenzene	100	70-130

SUBCONTRACT ORDER

1309135

Turner Laboratories, Inc.

1310279

SENDING LABORATORY:

Turner Laboratories, Inc.
2145 N. Coyote Drive, Ste #104
Tucson, AZ 85745
Phone: 520.882.5880
Fax: 520.882.9788
Project Manager: Terri Garcia

RECEIVING LABORATORY:

Air Toxics Ltd.
180 Blue Ravine Rd., Suite B
Folsom, CA 95630
Phone :(800) 985-5955
Fax:

Analysis	Expires	Comments
Sample ID: 1310279-01 Air and Emissio **Sampled:09/06/2013 09:20**		
TO15Mod	09/13/2013 09:20	
TO15	09/13/2013 09:20	
Containers Supplied:		
Sample ID: 1310279-02 Air and Emissio **Sampled:09/06/2013 09:28**		
TO15Mod	09/13/2013 09:28	
TO15	09/13/2013 09:28	
Containers Supplied:		
Sample ID: 1310279-03 Air and Emissio **Sampled:09/06/2013 09:34**		
TO15Mod	09/13/2013 09:34	
TO15	09/13/2013 09:34	
Containers Supplied:		

Custody Seal Intact? N/None Temp

Released By	Date	Received By	Date
	9/9/13 1600	Fedex	9/9/13 1600
Released By	Date	Received By	Date
			9/10/13 1000

Page 1 of 1

Attachment 2 – Laboratory Reports for October 2013 SVE Process Samples (CD only)

October 24, 2013

Lloyd Wundrock
University of Arizona- Risk Management Services
PO Box 210300, RM B 235
Tucson, AZ 85721

TEL (520) 621-1590
FAX (520) 621-3706

Work Order No.: 13J0357
Order Name: SVE

RE: Page Ranch - SVE Carbon Vapor

Dear Lloyd Wundrock,

Turner Laboratories, Inc. received 3 sample(s) on 10/08/2013 for the analyses presented in the following report.

All results are intended to be considered in their entirety, and Turner Laboratories, Inc. is not responsible for use of less than the complete report. Results apply only to the samples analyzed. Samples will be disposed of 30 days after issue of our report unless special arrangements are made.

The pages that follow may contain sensitive, privileged or confidential information intended solely for the addressee named above. If you receive this message and are not the agent or employee of the addressee, this communication has been sent in error. Please do not disseminate or copy any of the attached and notify the sender immediately by telephone. Please also return the attached sheet(s) to the sender by mail.

Please call if you have any questions.

Respectfully submitted,

Turner Laboratories, Inc.
ADHS License AZ0066

Terri L. Garcia

Terri Garcia
Technical Director

Client: University of Arizona- Risk Management Servic
Project: Page Ranch - SVE Carbon Vapor
Work Order: 13J0357
Date Received: 10/08/2013

Order: SVE

Work Order Sample Summary

Lab Sample ID	Client Sample ID	Matrix	Collection Date/Time
13J0357-01	Inlet 408658023	Air and Emissions	10/08/2013 1000
13J0357-02	In Between 408758005	Air and Emissions	10/08/2013 1005
13J0357-03	Exhaust 3033	Air and Emissions	10/08/2013 1009

Client: University of Arizona- Risk Management Services
Project: Page Ranch - SVE Carbon Vapor
Work Order: 13J0357
Date Received: 10/08/2013

Case Narrative

The TO-15 analyses were performed by Air Toxics, LTD. in Folsom, CA.

13J0357

Air Toxics LTD.

CHAIN-OF-CUSTODY RECORD

Sample Transportation Notice
Relinquishing signature on this document indicates that sample is being shipped in compliance with all applicable local, State, Federal, national, and international laws, regulations and ordinances of any kind. Air Toxics Limited assumes no liability with respect to the collection, handling or shipping of these samples. Relinquishing signature also indicates agreement to hold harmless, defend, and indemnify Air Toxics Limited against any claim, demand, or action, of any kind, related to the collection, handling, or shipping of samples. D.O.T. Hotline (800) 467-4922

180 BLUE RAVINE ROAD, SUITE B
FOLSOM, CA 95630-4719
(916) 985-1000 FAX (916) 985-1020

Page 1 of 1

Project Manager: LLOYD M. WUNDROCK
Collected by: (Print and Sign) LLOYD M. WUNDROCK
Company: UofA Email:
Address: City: State: AZ Zip:
Phone: 520-349-1001 Fax:

Project Info:
P.O. #: PTRL
Project #: SVE
Project Name: CARBON VAPOR

Turn Around Time:
☒ Normal
☐ Rush specify

Lab Use Only
Pressurized by:
Date:
Pressurization Gas: N_2 He

Lab I.D.	Field Sample I.D. (Location)	Can #	Date of Collection	Time of Collection	Analyses Requested	Canister Pressure/Vacuum Initial	Final	Receipt	Final (psi)
		40865	10/08	10:00		-27" Hg	-2" Hg		
	INLET	8023							
	IN BETWEEN	40875		10:05		-27" Hg	-3" Hg		
		8005							
	EXHAUST			10:09		-24" Hg	-3" Hg		
		3033							

Relinquished by: (signature)	Date/Time	Received by: (signature)	Date/Time
L M Wundrock	10-08-13 1238		10/8/13 1238
Relinquished by: (signature)	Date/Time	Received by: (signature)	Date/Time
Relinquished by: (signature)	Date/Time	Received by: (signature)	Date/Time

Notes:
Temp 26.3

Lab Use Only	Shipper Name	Air Bill #	Temp (°C)	Condition	Custody Seals Intact?	Work Order #
					Yes No None	

Form 1293 rev.11

eurofins | Air Toxics

10/23/2013
Ms. Nancy Turner
Turner Laboratories, Inc.
2445 North Coyote Drive
Suite 104
Tucson AZ 85745

Project Name: 13J0357
Project #:
Workorder #: 1310207

Dear Ms. Nancy Turner

The following report includes the data for the above referenced project for sample(s) received on 10/9/2013 at Air Toxics Ltd.

The data and associated QC analyzed by Modified TO-15 are compliant with the project requirements or laboratory criteria with the exception of the deviations noted in the attached case narrative.

Thank you for choosing Air Toxics Ltd. for your air analysis needs. Air Toxics Ltd. is committed to providing accurate data of the highest quality. Please feel free to contact the Project Manager: Kelly Buettner at 916-985-1000 if you have any questions regarding the data in this report.

Regards,

Kelly Buettner

Project Manager

eurofins | Air Toxics

WORK ORDER #: 1310207

Work Order Summary

CLIENT:	Ms. Nancy Turner Turner Laboratories, Inc. 2445 North Coyote Drive Suite 104 Tucson, AZ 85745	**BILL TO:**	Ms. Nancy Turner Turner Laboratories, Inc. 2445 North Coyote Drive Suite 104 Tucson, AZ 85745
PHONE:	520-882-5880	**P.O. #**	
FAX:	520-882-9788	**PROJECT #**	13J0357
DATE RECEIVED:	10/09/2013	**CONTACT:**	Kelly Buettner
DATE COMPLETED:	10/23/2013		

FRACTION #	NAME	TEST	RECEIPT VAC./PRES.	FINAL PRESSURE
01A	13J0357-01	Modified TO-15	4.7 "Hg	14.9 psi
02A	13J0357-02	Modified TO-15	5.9 "Hg	15.1 psi
03A	13J0357-03	Modified TO-15	6.7 "Hg	15 psi
04A	Lab Blank	Modified TO-15	NA	NA
04B	Lab Blank	Modified TO-15	NA	NA
04C	Lab Blank	Modified TO-15	NA	NA
05A	CCV	Modified TO-15	NA	NA
05B	CCV	Modified TO-15	NA	NA
05C	CCV	Modified TO-15	NA	NA
06A	LCS	Modified TO-15	NA	NA
06AA	LCSD	Modified TO-15	NA	NA
06B	LCS	Modified TO-15	NA	NA
06BB	LCSD	Modified TO-15	NA	NA
06C	LCS	Modified TO-15	NA	NA
06CC	LCSD	Modified TO-15	NA	NA

CERTIFIED BY: Heidi Mayo

Technical Director

DATE: 10/23/13

Certification numbers: AZ Licensure AZ0775, CA NELAP - 12282CA, NJ NELAP - CA016, NY NELAP - 11291, TX NELAP - T104704434-12-5, UT NELAP CA009332012-3, VA NELAP - 460197, WA NELAP - C935
Name of Accrediting Agency: NELAP/ORELAP (Oregon Environmental Laboratory Accreditation Program)
Accreditation number: CA300005, Effective date: 10/18/2012, Expiration date: 10/17/2013.
Eurofins Air Toxics Inc.. certifies that the test results contained in this report meet all requirements of the NELAC standards

This report shall not be reproduced, except in full, without the written approval of Eurofins Air Toxics, Inc.

180 BLUE RAVINE ROAD, SUITE B FOLSOM, CA - 9563
(916) 985-1000 . (800) 985-5955 . FAX (916) 985-1020

LABORATORY NARRATIVE
EPA Method TO-15
Turner Laboratories, Inc.
Workorder# 1310207

Three 1 Liter Summa Canister samples were received on October 09, 2013. The laboratory performed analysis via EPA Method TO-15 using GC/MS in the full scan mode.

This workorder was independently validated prior to submittal using 'USEPA National Functional Guidelines' as generally applied to the analysis of volatile organic compounds in air. A rules-based, logic driven, independent validation engine was employed to assess completeness, evaluate pass/fail of relevant project quality control requirements and verification of all quantified amounts.

Receiving Notes

There were no receiving discrepancies.

Analytical Notes

Dilution was performed on samples 13J0357-01, 13J0357-02 and 13J0357-03 due to the presence of high level target species.

Definition of Data Qualifying Flags

Eight qualifiers may have been used on the data analysis sheets and indicates as follows:

B - Compound present in laboratory blank greater than reporting limit (background subtraction not performed).

J - Estimated value.

E - Exceeds instrument calibration range.

S - Saturated peak.

Q - Exceeds quality control limits.

U - Compound analyzed for but not detected above the reporting limit, LOD, or MDL value. See data page for project specific U-flag definition.

UJ- Non-detected compound associated with low bias in the CCV

N - The identification is based on presumptive evidence.

File extensions may have been used on the data analysis sheets and indicates as follows:

a-File was requantified

b-File was quantified by a second column and detector

r1-File was requantified for the purpose of reissue

eurofins | Air Toxics

Summary of Detected Compounds
EPA METHOD TO-15 GC/MS FULL SCAN

Client Sample ID: 13J0357-01

Lab ID#: 1310207-01A

Compound	Rpt. Limit (ppbv)	Amount (ppbv)	Rpt. Limit (ug/m3)	Amount (ug/m3)
Freon 12	120	410	590	2000
Freon 11	120	12000	670	70000
Freon 113	120	720	920	5500
1,1-Dichloroethene	120	150	470	610
Acetone	1200	1500	2800	3600
Hexane	120	120	420	420
Chloroform	120	27000	580	130000
Carbon Tetrachloride	120	740	750	4700
1,2-Dichloroethane	120	330	480	1300
Trichloroethene	120	510	640	2700
Toluene	120	390	450	1400
Tetrachloroethene	120	170	810	1200

Client Sample ID: 13J0357-02

Lab ID#: 1310207-02A

Compound	Rpt. Limit (ppbv)	Amount (ppbv)	Rpt. Limit (ug/m3)	Amount (ug/m3)
Freon 12	13	250	62	1200
Freon 11	13	3600	71	20000
Ethanol	50	71	95	130
Freon 113	13	29	96	220
1,1-Dichloroethene	13	17	50	67
Acetone	130	130	300	310
Chloroform	13	2400	62	12000
Toluene	13	52	47	190

Client Sample ID: 13J0357-03

Lab ID#: 1310207-03A

Compound	Rpt. Limit (ppbv)	Amount (ppbv)	Rpt. Limit (ug/m3)	Amount (ug/m3)
Freon 12	10	240	51	1200
Freon 11	10	2100	58	12000

eurofins | Air Toxics

Client Sample ID: 13J0357-01

Lab ID#: 1310207-01A

EPA METHOD TO-15 GC/MS FULL SCAN

File Name:	**3101622**	**Date of Collection:**	**10/8/13 10:00:00 AM**
Dil. Factor:	**239**	**Date of Analysis:**	**10/17/13 07:37 AM**

Compound	Rpt. Limit (ppbv)	Amount (ppbv)	Rpt. Limit (ug/m3)	Amount (ug/m3)
Freon 12	120	410	590	2000
Freon 114	120	Not Detected	840	Not Detected
Chloromethane	1200	Not Detected	2500	Not Detected
Vinyl Chloride	120	Not Detected	300	Not Detected
1,3-Butadiene	120	Not Detected	260	Not Detected
Bromomethane	1200	Not Detected	4600	Not Detected
Chloroethane	480	Not Detected	1300	Not Detected
Freon 11	120	12000	670	70000
Ethanol	480	Not Detected	900	Not Detected
Freon 113	120	720	920	5500
1,1-Dichloroethene	120	150	470	610
Acetone	1200	1500	2800	3600
2-Propanol	480	Not Detected	1200	Not Detected
Carbon Disulfide	480	Not Detected	1500	Not Detected
3-Chloropropene	480	Not Detected	1500	Not Detected
Methylene Chloride	1200	Not Detected	4200	Not Detected
Methyl tert-butyl ether	120	Not Detected	430	Not Detected
trans-1,2-Dichloroethene	120	Not Detected	470	Not Detected
Hexane	120	120	420	420
1,1-Dichloroethane	120	Not Detected	480	Not Detected
2-Butanone (Methyl Ethyl Ketone)	480	Not Detected	1400	Not Detected
cis-1,2-Dichloroethene	120	Not Detected	470	Not Detected
Tetrahydrofuran	120	Not Detected	350	Not Detected
Chloroform	120	27000	580	130000
1,1,1-Trichloroethane	120	Not Detected	650	Not Detected
Cyclohexane	120	Not Detected	410	Not Detected
Carbon Tetrachloride	120	740	750	4700
2,2,4-Trimethylpentane	120	Not Detected	560	Not Detected
Benzene	120	Not Detected	380	Not Detected
1,2-Dichloroethane	120	330	480	1300
Heptane	120	Not Detected	490	Not Detected
Trichloroethene	120	510	640	2700
1,2-Dichloropropane	120	Not Detected	550	Not Detected
1,4-Dioxane	480	Not Detected	1700	Not Detected
Bromodichloromethane	120	Not Detected	800	Not Detected
cis-1,3-Dichloropropene	120	Not Detected	540	Not Detected
4-Methyl-2-pentanone	120	Not Detected	490	Not Detected
Toluene	120	390	450	1400
trans-1,3-Dichloropropene	120	Not Detected	540	Not Detected
1,1,2-Trichloroethane	120	Not Detected	650	Not Detected
Tetrachloroethene	120	170	810	1200
2-Hexanone	480	Not Detected	2000	Not Detected

eurofins | Air Toxics

Client Sample ID: 13J0357-01

Lab ID#: 1310207-01A

EPA METHOD TO-15 GC/MS FULL SCAN

File Name:	**3101622**	**Date of Collection:**	**10/8/13 10:00:00 AM**
Dil. Factor:	**239**	**Date of Analysis:**	**10/17/13 07:37 AM**

Compound	Rpt. Limit (ppbv)	Amount (ppbv)	Rpt. Limit (ug/m3)	Amount (ug/m3)
Dibromochloromethane	120	Not Detected	1000	Not Detected
1,2-Dibromoethane (EDB)	120	Not Detected	920	Not Detected
Chlorobenzene	120	Not Detected	550	Not Detected
Ethyl Benzene	120	Not Detected	520	Not Detected
m,p-Xylene	120	Not Detected	520	Not Detected
o-Xylene	120	Not Detected	520	Not Detected
Styrene	120	Not Detected	510	Not Detected
Bromoform	120	Not Detected	1200	Not Detected
Cumene	120	Not Detected	590	Not Detected
1,1,2,2-Tetrachloroethane	120	Not Detected	820	Not Detected
Propylbenzene	120	Not Detected	590	Not Detected
4-Ethyltoluene	120	Not Detected	590	Not Detected
1,3,5-Trimethylbenzene	120	Not Detected	590	Not Detected
1,2,4-Trimethylbenzene	120	Not Detected	590	Not Detected
1,3-Dichlorobenzene	120	Not Detected	720	Not Detected
1,4-Dichlorobenzene	120	Not Detected	720	Not Detected
alpha-Chlorotoluene	120	Not Detected	620	Not Detected
1,2-Dichlorobenzene	120	Not Detected	720	Not Detected
1,2,4-Trichlorobenzene	480	Not Detected	3500	Not Detected
Hexachlorobutadiene	480	Not Detected	5100	Not Detected

Container Type: 1 Liter Summa Canister

Surrogates	%Recovery	Method Limits
Toluene-d8	96	70-130
1,2-Dichloroethane-d4	92	70-130
4-Bromofluorobenzene	92	70-130

eurofins | Air Toxics

Client Sample ID: 13J0357-02

Lab ID#: 1310207-02A

EPA METHOD TO-15 GC/MS FULL SCAN

File Name:	**3101720**	**Date of Collection:**	**10/8/13 10:05:00 AM**
Dil. Factor:	**25.2**	**Date of Analysis:**	**10/18/13 08:15 AM**

Compound	Rpt. Limit (ppbv)	Amount (ppbv)	Rpt. Limit (ug/m3)	Amount (ug/m3)
Freon 12	13	250	62	1200
Freon 114	13	Not Detected	88	Not Detected
Chloromethane	130	Not Detected	260	Not Detected
Vinyl Chloride	13	Not Detected	32	Not Detected
1,3-Butadiene	13	Not Detected	28	Not Detected
Bromomethane	130	Not Detected	490	Not Detected
Chloroethane	50	Not Detected	130	Not Detected
Freon 11	13	3600	71	20000
Ethanol	50	71	95	130
Freon 113	13	29	96	220
1,1-Dichloroethene	13	17	50	67
Acetone	130	130	300	310
2-Propanol	50	Not Detected	120	Not Detected
Carbon Disulfide	50	Not Detected	160	Not Detected
3-Chloropropene	50	Not Detected	160	Not Detected
Methylene Chloride	130	Not Detected	440	Not Detected
Methyl tert-butyl ether	13	Not Detected	45	Not Detected
trans-1,2-Dichloroethene	13	Not Detected	50	Not Detected
Hexane	13	Not Detected	44	Not Detected
1,1-Dichloroethane	13	Not Detected	51	Not Detected
2-Butanone (Methyl Ethyl Ketone)	50	Not Detected	150	Not Detected
cis-1,2-Dichloroethene	13	Not Detected	50	Not Detected
Tetrahydrofuran	13	Not Detected	37	Not Detected
Chloroform	13	2400	62	12000
1,1,1-Trichloroethane	13	Not Detected	69	Not Detected
Cyclohexane	13	Not Detected	43	Not Detected
Carbon Tetrachloride	13	Not Detected	79	Not Detected
2,2,4-Trimethylpentane	13	Not Detected	59	Not Detected
Benzene	13	Not Detected	40	Not Detected
1,2-Dichloroethane	13	Not Detected	51	Not Detected
Heptane	13	Not Detected	52	Not Detected
Trichloroethene	13	Not Detected	68	Not Detected
1,2-Dichloropropane	13	Not Detected	58	Not Detected
1,4-Dioxane	50	Not Detected	180	Not Detected
Bromodichloromethane	13	Not Detected	84	Not Detected
cis-1,3-Dichloropropene	13	Not Detected	57	Not Detected
4-Methyl-2-pentanone	13	Not Detected	52	Not Detected
Toluene	13	52	47	190
trans-1,3-Dichloropropene	13	Not Detected	57	Not Detected
1,1,2-Trichloroethane	13	Not Detected	69	Not Detected
Tetrachloroethene	13	Not Detected	85	Not Detected
2-Hexanone	50	Not Detected	210	Not Detected

eurofins | Air Toxics

Client Sample ID: 13J0357-02

Lab ID#: 1310207-02A

EPA METHOD TO-15 GC/MS FULL SCAN

File Name:	**3101720**	**Date of Collection:**	**10/8/13 10:05:00 AM**
Dil. Factor:	**25.2**	**Date of Analysis:**	**10/18/13 08:15 AM**

Compound	Rpt. Limit (ppbv)	Amount (ppbv)	Rpt. Limit (ug/m3)	Amount (ug/m3)
Dibromochloromethane	13	Not Detected	110	Not Detected
1,2-Dibromoethane (EDB)	13	Not Detected	97	Not Detected
Chlorobenzene	13	Not Detected	58	Not Detected
Ethyl Benzene	13	Not Detected	55	Not Detected
m,p-Xylene	13	Not Detected	55	Not Detected
o-Xylene	13	Not Detected	55	Not Detected
Styrene	13	Not Detected	54	Not Detected
Bromoform	13	Not Detected	130	Not Detected
Cumene	13	Not Detected	62	Not Detected
1,1,2,2-Tetrachloroethane	13	Not Detected	86	Not Detected
Propylbenzene	13	Not Detected	62	Not Detected
4-Ethyltoluene	13	Not Detected	62	Not Detected
1,3,5-Trimethylbenzene	13	Not Detected	62	Not Detected
1,2,4-Trimethylbenzene	13	Not Detected	62	Not Detected
1,3-Dichlorobenzene	13	Not Detected	76	Not Detected
1,4-Dichlorobenzene	13	Not Detected	76	Not Detected
alpha-Chlorotoluene	13	Not Detected	65	Not Detected
1,2-Dichlorobenzene	13	Not Detected	76	Not Detected
1,2,4-Trichlorobenzene	50	Not Detected	370	Not Detected
Hexachlorobutadiene	50	Not Detected	540	Not Detected

Container Type: 1 Liter Summa Canister

Surrogates	%Recovery	Method Limits
Toluene-d8	98	70-130
1,2-Dichloroethane-d4	93	70-130
4-Bromofluorobenzene	92	70-130

eurofins | Air Toxics

Client Sample ID: 13J0357-03

Lab ID#: 1310207-03A

EPA METHOD TO-15 GC/MS FULL SCAN

File Name:	**3101808**	**Date of Collection:**	**10/8/13 10:09:00 AM**
Dil. Factor:	**20.8**	**Date of Analysis:**	**10/18/13 04:13 PM**

Compound	Rpt. Limit (ppbv)	Amount (ppbv)	Rpt. Limit (ug/m3)	Amount (ug/m3)
Freon 12	10	240	51	1200
Freon 114	10	Not Detected	73	Not Detected
Chloromethane	100	Not Detected	210	Not Detected
Vinyl Chloride	10	Not Detected	26	Not Detected
1,3-Butadiene	10	Not Detected	23	Not Detected
Bromomethane	100	Not Detected	400	Not Detected
Chloroethane	42	Not Detected	110	Not Detected
Freon 11	10	2100	58	12000
Ethanol	42	Not Detected	78	Not Detected
Freon 113	10	Not Detected	80	Not Detected
1,1-Dichloroethene	10	Not Detected	41	Not Detected
Acetone	100	Not Detected	250	Not Detected
2-Propanol	42	Not Detected	100	Not Detected
Carbon Disulfide	42	Not Detected	130	Not Detected
3-Chloropropene	42	Not Detected	130	Not Detected
Methylene Chloride	100	Not Detected	360	Not Detected
Methyl tert-butyl ether	10	Not Detected	37	Not Detected
trans-1,2-Dichloroethene	10	Not Detected	41	Not Detected
Hexane	10	Not Detected	37	Not Detected
1,1-Dichloroethane	10	Not Detected	42	Not Detected
2-Butanone (Methyl Ethyl Ketone)	42	Not Detected	120	Not Detected
cis-1,2-Dichloroethene	10	Not Detected	41	Not Detected
Tetrahydrofuran	10	Not Detected	31	Not Detected
Chloroform	10	Not Detected	51	Not Detected
1,1,1-Trichloroethane	10	Not Detected	57	Not Detected
Cyclohexane	10	Not Detected	36	Not Detected
Carbon Tetrachloride	10	Not Detected	65	Not Detected
2,2,4-Trimethylpentane	10	Not Detected	48	Not Detected
Benzene	10	Not Detected	33	Not Detected
1,2-Dichloroethane	10	Not Detected	42	Not Detected
Heptane	10	Not Detected	43	Not Detected
Trichloroethene	10	Not Detected	56	Not Detected
1,2-Dichloropropane	10	Not Detected	48	Not Detected
1,4-Dioxane	42	Not Detected	150	Not Detected
Bromodichloromethane	10	Not Detected	70	Not Detected
cis-1,3-Dichloropropene	10	Not Detected	47	Not Detected
4-Methyl-2-pentanone	10	Not Detected	43	Not Detected
Toluene	10	Not Detected	39	Not Detected
trans-1,3-Dichloropropene	10	Not Detected	47	Not Detected
1,1,2-Trichloroethane	10	Not Detected	57	Not Detected
Tetrachloroethene	10	Not Detected	70	Not Detected
2-Hexanone	42	Not Detected	170	Not Detected

eurofins | Air Toxics

Client Sample ID: 13J0357-03

Lab ID#: 1310207-03A

EPA METHOD TO-15 GC/MS FULL SCAN

File Name:	**3101808**	**Date of Collection:**	**10/8/13 10:09:00 AM**
Dil. Factor:	**20.8**	**Date of Analysis:**	**10/18/13 04:13 PM**

Compound	Rpt. Limit (ppbv)	Amount (ppbv)	Rpt. Limit (ug/m3)	Amount (ug/m3)
Dibromochloromethane	10	Not Detected	88	Not Detected
1,2-Dibromoethane (EDB)	10	Not Detected	80	Not Detected
Chlorobenzene	10	Not Detected	48	Not Detected
Ethyl Benzene	10	Not Detected	45	Not Detected
m,p-Xylene	10	Not Detected	45	Not Detected
o-Xylene	10	Not Detected	45	Not Detected
Styrene	10	Not Detected	44	Not Detected
Bromoform	10	Not Detected	110	Not Detected
Cumene	10	Not Detected	51	Not Detected
1,1,2,2-Tetrachloroethane	10	Not Detected	71	Not Detected
Propylbenzene	10	Not Detected	51	Not Detected
4-Ethyltoluene	10	Not Detected	51	Not Detected
1,3,5-Trimethylbenzene	10	Not Detected	51	Not Detected
1,2,4-Trimethylbenzene	10	Not Detected	51	Not Detected
1,3-Dichlorobenzene	10	Not Detected	62	Not Detected
1,4-Dichlorobenzene	10	Not Detected	62	Not Detected
alpha-Chlorotoluene	10	Not Detected	54	Not Detected
1,2-Dichlorobenzene	10	Not Detected	62	Not Detected
1,2,4-Trichlorobenzene	42	Not Detected	310	Not Detected
Hexachlorobutadiene	42	Not Detected	440	Not Detected

Container Type: 1 Liter Summa Canister

Surrogates	%Recovery	Method Limits
Toluene-d8	105	70-130
1,2-Dichloroethane-d4	96	70-130
4-Bromofluorobenzene	86	70-130

eurofins | Air Toxics

Client Sample ID: Lab Blank

Lab ID#: 1310207-04A

EPA METHOD TO-15 GC/MS FULL SCAN

File Name:	**3101610**	**Date of Collection: NA**	
Dil. Factor:	**1.00**	**Date of Analysis: 10/16/13 03:41 PM**	

Compound	Rpt. Limit (ppbv)	Amount (ppbv)	Rpt. Limit (ug/m3)	Amount (ug/m3)
Freon 12	0.50	Not Detected	2.5	Not Detected
Freon 114	0.50	Not Detected	3.5	Not Detected
Chloromethane	5.0	Not Detected	10	Not Detected
Vinyl Chloride	0.50	Not Detected	1.3	Not Detected
1,3-Butadiene	0.50	Not Detected	1.1	Not Detected
Bromomethane	5.0	Not Detected	19	Not Detected
Chloroethane	2.0	Not Detected	5.3	Not Detected
Freon 11	0.50	Not Detected	2.8	Not Detected
Ethanol	2.0	Not Detected	3.8	Not Detected
Freon 113	0.50	Not Detected	3.8	Not Detected
1,1-Dichloroethene	0.50	Not Detected	2.0	Not Detected
Acetone	5.0	Not Detected	12	Not Detected
2-Propanol	2.0	Not Detected	4.9	Not Detected
Carbon Disulfide	2.0	Not Detected	6.2	Not Detected
3-Chloropropene	2.0	Not Detected	6.3	Not Detected
Methylene Chloride	5.0	Not Detected	17	Not Detected
Methyl tert-butyl ether	0.50	Not Detected	1.8	Not Detected
trans-1,2-Dichloroethene	0.50	Not Detected	2.0	Not Detected
Hexane	0.50	Not Detected	1.8	Not Detected
1,1-Dichloroethane	0.50	Not Detected	2.0	Not Detected
2-Butanone (Methyl Ethyl Ketone)	2.0	Not Detected	5.9	Not Detected
cis-1,2-Dichloroethene	0.50	Not Detected	2.0	Not Detected
Tetrahydrofuran	0.50	Not Detected	1.5	Not Detected
Chloroform	0.50	Not Detected	2.4	Not Detected
1,1,1-Trichloroethane	0.50	Not Detected	2.7	Not Detected
Cyclohexane	0.50	Not Detected	1.7	Not Detected
Carbon Tetrachloride	0.50	Not Detected	3.1	Not Detected
2,2,4-Trimethylpentane	0.50	Not Detected	2.3	Not Detected
Benzene	0.50	Not Detected	1.6	Not Detected
1,2-Dichloroethane	0.50	Not Detected	2.0	Not Detected
Heptane	0.50	Not Detected	2.0	Not Detected
Trichloroethene	0.50	Not Detected	2.7	Not Detected
1,2-Dichloropropane	0.50	Not Detected	2.3	Not Detected
1,4-Dioxane	2.0	Not Detected	7.2	Not Detected
Bromodichloromethane	0.50	Not Detected	3.4	Not Detected
cis-1,3-Dichloropropene	0.50	Not Detected	2.3	Not Detected
4-Methyl-2-pentanone	0.50	Not Detected	2.0	Not Detected
Toluene	0.50	Not Detected	1.9	Not Detected
trans-1,3-Dichloropropene	0.50	Not Detected	2.3	Not Detected
1,1,2-Trichloroethane	0.50	Not Detected	2.7	Not Detected
Tetrachloroethene	0.50	Not Detected	3.4	Not Detected
2-Hexanone	2.0	Not Detected	8.2	Not Detected

eurofins | Air Toxics

Client Sample ID: Lab Blank

Lab ID#: 1310207-04A

EPA METHOD TO-15 GC/MS FULL SCAN

File Name:	**3101610**	**Date of Collection: NA**	
Dil. Factor:	**1.00**	**Date of Analysis: 10/16/13 03:41 PM**	

Compound	Rpt. Limit (ppbv)	Amount (ppbv)	Rpt. Limit (ug/m3)	Amount (ug/m3)
Dibromochloromethane	0.50	Not Detected	4.2	Not Detected
1,2-Dibromoethane (EDB)	0.50	Not Detected	3.8	Not Detected
Chlorobenzene	0.50	Not Detected	2.3	Not Detected
Ethyl Benzene	0.50	Not Detected	2.2	Not Detected
m,p-Xylene	0.50	Not Detected	2.2	Not Detected
o-Xylene	0.50	Not Detected	2.2	Not Detected
Styrene	0.50	Not Detected	2.1	Not Detected
Bromoform	0.50	Not Detected	5.2	Not Detected
Cumene	0.50	Not Detected	2.4	Not Detected
1,1,2,2-Tetrachloroethane	0.50	Not Detected	3.4	Not Detected
Propylbenzene	0.50	Not Detected	2.4	Not Detected
4-Ethyltoluene	0.50	Not Detected	2.4	Not Detected
1,3,5-Trimethylbenzene	0.50	Not Detected	2.4	Not Detected
1,2,4-Trimethylbenzene	0.50	Not Detected	2.4	Not Detected
1,3-Dichlorobenzene	0.50	Not Detected	3.0	Not Detected
1,4-Dichlorobenzene	0.50	Not Detected	3.0	Not Detected
alpha-Chlorotoluene	0.50	Not Detected	2.6	Not Detected
1,2-Dichlorobenzene	0.50	Not Detected	3.0	Not Detected
1,2,4-Trichlorobenzene	2.0	Not Detected	15	Not Detected
Hexachlorobutadiene	2.0	Not Detected	21	Not Detected

Container Type: NA - Not Applicable

Surrogates	%Recovery	Method Limits
Toluene-d8	98	70-130
1,2-Dichloroethane-d4	94	70-130
4-Bromofluorobenzene	90	70-130

eurofins | Air Toxics

Client Sample ID: Lab Blank

Lab ID#: 1310207-04B

EPA METHOD TO-15 GC/MS FULL SCAN

File Name:	**3101707**	**Date of Collection: NA**	
Dil. Factor:	**1.00**	**Date of Analysis: 10/17/13 02:09 PM**	

Compound	Rpt. Limit (ppbv)	Amount (ppbv)	Rpt. Limit (ug/m3)	Amount (ug/m3)
Freon 12	0.50	Not Detected	2.5	Not Detected
Freon 114	0.50	Not Detected	3.5	Not Detected
Chloromethane	5.0	Not Detected	10	Not Detected
Vinyl Chloride	0.50	Not Detected	1.3	Not Detected
1,3-Butadiene	0.50	Not Detected	1.1	Not Detected
Bromomethane	5.0	Not Detected	19	Not Detected
Chloroethane	2.0	Not Detected	5.3	Not Detected
Freon 11	0.50	Not Detected	2.8	Not Detected
Ethanol	2.0	Not Detected	3.8	Not Detected
Freon 113	0.50	Not Detected	3.8	Not Detected
1,1-Dichloroethene	0.50	Not Detected	2.0	Not Detected
Acetone	5.0	Not Detected	12	Not Detected
2-Propanol	2.0	Not Detected	4.9	Not Detected
Carbon Disulfide	2.0	Not Detected	6.2	Not Detected
3-Chloropropene	2.0	Not Detected	6.3	Not Detected
Methylene Chloride	5.0	Not Detected	17	Not Detected
Methyl tert-butyl ether	0.50	Not Detected	1.8	Not Detected
trans-1,2-Dichloroethene	0.50	Not Detected	2.0	Not Detected
Hexane	0.50	Not Detected	1.8	Not Detected
1,1-Dichloroethane	0.50	Not Detected	2.0	Not Detected
2-Butanone (Methyl Ethyl Ketone)	2.0	Not Detected	5.9	Not Detected
cis-1,2-Dichloroethene	0.50	Not Detected	2.0	Not Detected
Tetrahydrofuran	0.50	Not Detected	1.5	Not Detected
Chloroform	0.50	Not Detected	2.4	Not Detected
1,1,1-Trichloroethane	0.50	Not Detected	2.7	Not Detected
Cyclohexane	0.50	Not Detected	1.7	Not Detected
Carbon Tetrachloride	0.50	Not Detected	3.1	Not Detected
2,2,4-Trimethylpentane	0.50	Not Detected	2.3	Not Detected
Benzene	0.50	Not Detected	1.6	Not Detected
1,2-Dichloroethane	0.50	Not Detected	2.0	Not Detected
Heptane	0.50	Not Detected	2.0	Not Detected
Trichloroethene	0.50	Not Detected	2.7	Not Detected
1,2-Dichloropropane	0.50	Not Detected	2.3	Not Detected
1,4-Dioxane	2.0	Not Detected	7.2	Not Detected
Bromodichloromethane	0.50	Not Detected	3.4	Not Detected
cis-1,3-Dichloropropene	0.50	Not Detected	2.3	Not Detected
4-Methyl-2-pentanone	0.50	Not Detected	2.0	Not Detected
Toluene	0.50	Not Detected	1.9	Not Detected
trans-1,3-Dichloropropene	0.50	Not Detected	2.3	Not Detected
1,1,2-Trichloroethane	0.50	Not Detected	2.7	Not Detected
Tetrachloroethene	0.50	Not Detected	3.4	Not Detected
2-Hexanone	2.0	Not Detected	8.2	Not Detected

eurofins | Air Toxics

Client Sample ID: Lab Blank

Lab ID#: 1310207-04B

EPA METHOD TO-15 GC/MS FULL SCAN

File Name:	**3101707**	**Date of Collection: NA**	
Dil. Factor:	**1.00**	**Date of Analysis: 10/17/13 02:09 PM**	

Compound	Rpt. Limit (ppbv)	Amount (ppbv)	Rpt. Limit (ug/m3)	Amount (ug/m3)
Dibromochloromethane	0.50	Not Detected	4.2	Not Detected
1,2-Dibromoethane (EDB)	0.50	Not Detected	3.8	Not Detected
Chlorobenzene	0.50	Not Detected	2.3	Not Detected
Ethyl Benzene	0.50	Not Detected	2.2	Not Detected
m,p-Xylene	0.50	Not Detected	2.2	Not Detected
o-Xylene	0.50	Not Detected	2.2	Not Detected
Styrene	0.50	Not Detected	2.1	Not Detected
Bromoform	0.50	Not Detected	5.2	Not Detected
Cumene	0.50	Not Detected	2.4	Not Detected
1,1,2,2-Tetrachloroethane	0.50	Not Detected	3.4	Not Detected
Propylbenzene	0.50	Not Detected	2.4	Not Detected
4-Ethyltoluene	0.50	Not Detected	2.4	Not Detected
1,3,5-Trimethylbenzene	0.50	Not Detected	2.4	Not Detected
1,2,4-Trimethylbenzene	0.50	Not Detected	2.4	Not Detected
1,3-Dichlorobenzene	0.50	Not Detected	3.0	Not Detected
1,4-Dichlorobenzene	0.50	Not Detected	3.0	Not Detected
alpha-Chlorotoluene	0.50	Not Detected	2.6	Not Detected
1,2-Dichlorobenzene	0.50	Not Detected	3.0	Not Detected
1,2,4-Trichlorobenzene	2.0	Not Detected	15	Not Detected
Hexachlorobutadiene	2.0	Not Detected	21	Not Detected

Container Type: NA - Not Applicable

Surrogates	%Recovery	Method Limits
Toluene-d8	99	70-130
1,2-Dichloroethane-d4	89	70-130
4-Bromofluorobenzene	91	70-130

eurofins | Air Toxics

Client Sample ID: Lab Blank

Lab ID#: 1310207-04C

EPA METHOD TO-15 GC/MS FULL SCAN

File Name:	**3101807**	**Date of Collection: NA**	
Dil. Factor:	**1.00**	**Date of Analysis: 10/18/13 03:16 PM**	

Compound	Rpt. Limit (ppbv)	Amount (ppbv)	Rpt. Limit (ug/m3)	Amount (ug/m3)
Freon 12	0.50	Not Detected	2.5	Not Detected
Freon 114	0.50	Not Detected	3.5	Not Detected
Chloromethane	5.0	Not Detected	10	Not Detected
Vinyl Chloride	0.50	Not Detected	1.3	Not Detected
1,3-Butadiene	0.50	Not Detected	1.1	Not Detected
Bromomethane	5.0	Not Detected	19	Not Detected
Chloroethane	2.0	Not Detected	5.3	Not Detected
Freon 11	0.50	Not Detected	2.8	Not Detected
Ethanol	2.0	Not Detected	3.8	Not Detected
Freon 113	0.50	Not Detected	3.8	Not Detected
1,1-Dichloroethene	0.50	Not Detected	2.0	Not Detected
Acetone	5.0	Not Detected	12	Not Detected
2-Propanol	2.0	Not Detected	4.9	Not Detected
Carbon Disulfide	2.0	Not Detected	6.2	Not Detected
3-Chloropropene	2.0	Not Detected	6.3	Not Detected
Methylene Chloride	5.0	Not Detected	17	Not Detected
Methyl tert-butyl ether	0.50	Not Detected	1.8	Not Detected
trans-1,2-Dichloroethene	0.50	Not Detected	2.0	Not Detected
Hexane	0.50	Not Detected	1.8	Not Detected
1,1-Dichloroethane	0.50	Not Detected	2.0	Not Detected
2-Butanone (Methyl Ethyl Ketone)	2.0	Not Detected	5.9	Not Detected
cis-1,2-Dichloroethene	0.50	Not Detected	2.0	Not Detected
Tetrahydrofuran	0.50	Not Detected	1.5	Not Detected
Chloroform	0.50	Not Detected	2.4	Not Detected
1,1,1-Trichloroethane	0.50	Not Detected	2.7	Not Detected
Cyclohexane	0.50	Not Detected	1.7	Not Detected
Carbon Tetrachloride	0.50	Not Detected	3.1	Not Detected
2,2,4-Trimethylpentane	0.50	Not Detected	2.3	Not Detected
Benzene	0.50	Not Detected	1.6	Not Detected
1,2-Dichloroethane	0.50	Not Detected	2.0	Not Detected
Heptane	0.50	Not Detected	2.0	Not Detected
Trichloroethene	0.50	Not Detected	2.7	Not Detected
1,2-Dichloropropane	0.50	Not Detected	2.3	Not Detected
1,4-Dioxane	2.0	Not Detected	7.2	Not Detected
Bromodichloromethane	0.50	Not Detected	3.4	Not Detected
cis-1,3-Dichloropropene	0.50	Not Detected	2.3	Not Detected
4-Methyl-2-pentanone	0.50	Not Detected	2.0	Not Detected
Toluene	0.50	Not Detected	1.9	Not Detected
trans-1,3-Dichloropropene	0.50	Not Detected	2.3	Not Detected
1,1,2-Trichloroethane	0.50	Not Detected	2.7	Not Detected
Tetrachloroethene	0.50	Not Detected	3.4	Not Detected
2-Hexanone	2.0	Not Detected	8.2	Not Detected

eurofins | Air Toxics

Client Sample ID: Lab Blank

Lab ID#: 1310207-04C

EPA METHOD TO-15 GC/MS FULL SCAN

File Name:	**3101807**	**Date of Collection: NA**	
Dil. Factor:	**1.00**	**Date of Analysis: 10/18/13 03:16 PM**	

Compound	Rpt. Limit (ppbv)	Amount (ppbv)	Rpt. Limit (ug/m3)	Amount (ug/m3)
Dibromochloromethane	0.50	Not Detected	4.2	Not Detected
1,2-Dibromoethane (EDB)	0.50	Not Detected	3.8	Not Detected
Chlorobenzene	0.50	Not Detected	2.3	Not Detected
Ethyl Benzene	0.50	Not Detected	2.2	Not Detected
m,p-Xylene	0.50	Not Detected	2.2	Not Detected
o-Xylene	0.50	Not Detected	2.2	Not Detected
Styrene	0.50	Not Detected	2.1	Not Detected
Bromoform	0.50	Not Detected	5.2	Not Detected
Cumene	0.50	Not Detected	2.4	Not Detected
1,1,2,2-Tetrachloroethane	0.50	Not Detected	3.4	Not Detected
Propylbenzene	0.50	Not Detected	2.4	Not Detected
4-Ethyltoluene	0.50	Not Detected	2.4	Not Detected
1,3,5-Trimethylbenzene	0.50	Not Detected	2.4	Not Detected
1,2,4-Trimethylbenzene	0.50	Not Detected	2.4	Not Detected
1,3-Dichlorobenzene	0.50	Not Detected	3.0	Not Detected
1,4-Dichlorobenzene	0.50	Not Detected	3.0	Not Detected
alpha-Chlorotoluene	0.50	Not Detected	2.6	Not Detected
1,2-Dichlorobenzene	0.50	Not Detected	3.0	Not Detected
1,2,4-Trichlorobenzene	2.0	Not Detected	15	Not Detected
Hexachlorobutadiene	2.0	Not Detected	21	Not Detected

Container Type: NA - Not Applicable

Surrogates	%Recovery	Method Limits
Toluene-d8	99	70-130
1,2-Dichloroethane-d4	97	70-130
4-Bromofluorobenzene	88	70-130

eurofins | Air Toxics

Client Sample ID: CCV

Lab ID#: 1310207-05A

EPA METHOD TO-15 GC/MS FULL SCAN

File Name:	**3101602**	**Date of Collection: NA**	
Dil. Factor:	**1.00**	**Date of Analysis: 10/16/13 10:03 AM**	

Compound	%Recovery
Freon 12	89
Freon 114	96
Chloromethane	102
Vinyl Chloride	106
1,3-Butadiene	110
Bromomethane	103
Chloroethane	102
Freon 11	93
Ethanol	104
Freon 113	96
1,1-Dichloroethene	105
Acetone	102
2-Propanol	100
Carbon Disulfide	97
3-Chloropropene	107
Methylene Chloride	91
Methyl tert-butyl ether	110
trans-1,2-Dichloroethene	102
Hexane	112
1,1-Dichloroethane	92
2-Butanone (Methyl Ethyl Ketone)	100
cis-1,2-Dichloroethene	101
Tetrahydrofuran	97
Chloroform	84
1,1,1-Trichloroethane	84
Cyclohexane	108
Carbon Tetrachloride	84
2,2,4-Trimethylpentane	101
Benzene	91
1,2-Dichloroethane	76
Heptane	99
Trichloroethene	89
1,2-Dichloropropane	87
1,4-Dioxane	96
Bromodichloromethane	81
cis-1,3-Dichloropropene	95
4-Methyl-2-pentanone	98
Toluene	93
trans-1,3-Dichloropropene	89
1,1,2-Trichloroethane	90
Tetrachloroethene	91
2-Hexanone	99

eurofins | Air Toxics

Client Sample ID: CCV

Lab ID#: 1310207-05A

EPA METHOD TO-15 GC/MS FULL SCAN

File Name:	**3101602**	**Date of Collection: NA**	
Dil. Factor:	**1.00**	**Date of Analysis: 10/16/13 10:03 AM**	

Compound	**%Recovery**
Dibromochloromethane	86
1,2-Dibromoethane (EDB)	91
Chlorobenzene	92
Ethyl Benzene	98
m,p-Xylene	103
o-Xylene	103
Styrene	102
Bromoform	88
Cumene	99
1,1,2,2-Tetrachloroethane	84
Propylbenzene	92
4-Ethyltoluene	99
1,3,5-Trimethylbenzene	99
1,2,4-Trimethylbenzene	109
1,3-Dichlorobenzene	92
1,4-Dichlorobenzene	94
alpha-Chlorotoluene	94
1,2-Dichlorobenzene	94
1,2,4-Trichlorobenzene	90
Hexachlorobutadiene	83

Container Type: NA - Not Applicable

Surrogates	**%Recovery**	**Method Limits**
Toluene-d8	98	70-130
1,2-Dichloroethane-d4	88	70-130
4-Bromofluorobenzene	92	70-130

eurofins | Air Toxics

Client Sample ID: CCV

Lab ID#: 1310207-05B

EPA METHOD TO-15 GC/MS FULL SCAN

File Name:	**3101703**	**Date of Collection: NA**	
Dil. Factor:	**1.00**	**Date of Analysis: 10/17/13 10:41 AM**	

Compound	%Recovery
Freon 12	87
Freon 114	93
Chloromethane	98
Vinyl Chloride	100
1,3-Butadiene	105
Bromomethane	99
Chloroethane	102
Freon 11	92
Ethanol	103
Freon 113	95
1,1-Dichloroethene	103
Acetone	103
2-Propanol	102
Carbon Disulfide	96
3-Chloropropene	104
Methylene Chloride	92
Methyl tert-butyl ether	110
trans-1,2-Dichloroethene	100
Hexane	109
1,1-Dichloroethane	93
2-Butanone (Methyl Ethyl Ketone)	100
cis-1,2-Dichloroethene	100
Tetrahydrofuran	99
Chloroform	86
1,1,1-Trichloroethane	87
Cyclohexane	104
Carbon Tetrachloride	86
2,2,4-Trimethylpentane	101
Benzene	91
1,2-Dichloroethane	78
Heptane	99
Trichloroethene	89
1,2-Dichloropropane	88
1,4-Dioxane	97
Bromodichloromethane	84
cis-1,3-Dichloropropene	96
4-Methyl-2-pentanone	100
Toluene	92
trans-1,3-Dichloropropene	93
1,1,2-Trichloroethane	90
Tetrachloroethene	91
2-Hexanone	102

eurofins | Air Toxics

Client Sample ID: CCV

Lab ID#: 1310207-05B

EPA METHOD TO-15 GC/MS FULL SCAN

File Name:	**3101703**	**Date of Collection: NA**	
Dil. Factor:	**1.00**	**Date of Analysis: 10/17/13 10:41 AM**	

Compound	**%Recovery**
Dibromochloromethane	88
1,2-Dibromoethane (EDB)	92
Chlorobenzene	91
Ethyl Benzene	97
m,p-Xylene	103
o-Xylene	102
Styrene	101
Bromoform	87
Cumene	98
1,1,2,2-Tetrachloroethane	84
Propylbenzene	92
4-Ethyltoluene	96
1,3,5-Trimethylbenzene	96
1,2,4-Trimethylbenzene	104
1,3-Dichlorobenzene	88
1,4-Dichlorobenzene	90
alpha-Chlorotoluene	91
1,2-Dichlorobenzene	90
1,2,4-Trichlorobenzene	88
Hexachlorobutadiene	81

Container Type: NA - Not Applicable

Surrogates	**%Recovery**	**Method Limits**
Toluene-d8	100	70-130
1,2-Dichloroethane-d4	89	70-130
4-Bromofluorobenzene	92	70-130

eurofins | Air Toxics

Client Sample ID: CCV

Lab ID#: 1310207-05C

EPA METHOD TO-15 GC/MS FULL SCAN

File Name:	**3101803**	**Date of Collection: NA**
Dil. Factor:	**1.00**	**Date of Analysis: 10/18/13 11:38 AM**

Compound	%Recovery
Freon 12	96
Freon 114	101
Chloromethane	112
Vinyl Chloride	110
1,3-Butadiene	114
Bromomethane	103
Chloroethane	103
Freon 11	97
Ethanol	103
Freon 113	98
1,1-Dichloroethene	106
Acetone	104
2-Propanol	102
Carbon Disulfide	98
3-Chloropropene	103
Methylene Chloride	92
Methyl tert-butyl ether	111
trans-1,2-Dichloroethene	99
Hexane	110
1,1-Dichloroethane	92
2-Butanone (Methyl Ethyl Ketone)	101
cis-1,2-Dichloroethene	101
Tetrahydrofuran	99
Chloroform	88
1,1,1-Trichloroethane	88
Cyclohexane	106
Carbon Tetrachloride	89
2,2,4-Trimethylpentane	101
Benzene	90
1,2-Dichloroethane	78
Heptane	97
Trichloroethene	88
1,2-Dichloropropane	88
1,4-Dioxane	94
Bromodichloromethane	86
cis-1,3-Dichloropropene	96
4-Methyl-2-pentanone	100
Toluene	92
trans-1,3-Dichloropropene	92
1,1,2-Trichloroethane	91
Tetrachloroethene	91
2-Hexanone	101

eurofins | Air Toxics

Client Sample ID: CCV

Lab ID#: 1310207-05C

EPA METHOD TO-15 GC/MS FULL SCAN

File Name:	**3101803**	**Date of Collection: NA**	
Dil. Factor:	**1.00**	**Date of Analysis: 10/18/13 11:38 AM**	

Compound	**%Recovery**
Dibromochloromethane	89
1,2-Dibromoethane (EDB)	93
Chlorobenzene	92
Ethyl Benzene	97
m,p-Xylene	101
o-Xylene	100
Styrene	101
Bromoform	89
Cumene	98
1,1,2,2-Tetrachloroethane	84
Propylbenzene	91
4-Ethyltoluene	97
1,3,5-Trimethylbenzene	98
1,2,4-Trimethylbenzene	105
1,3-Dichlorobenzene	90
1,4-Dichlorobenzene	91
alpha-Chlorotoluene	93
1,2-Dichlorobenzene	92
1,2,4-Trichlorobenzene	89
Hexachlorobutadiene	84

Container Type: NA - Not Applicable

Surrogates	**%Recovery**	**Method Limits**
Toluene-d8	99	70-130
1,2-Dichloroethane-d4	91	70-130
4-Bromofluorobenzene	90	70-130

eurofins | Air Toxics

Client Sample ID: LCS

Lab ID#: 1310207-06A

EPA METHOD TO-15 GC/MS FULL SCAN

File Name:	**3101603**	**Date of Collection: NA**	
Dil. Factor:	**1.00**	**Date of Analysis: 10/16/13 10:41 AM**	

Compound	%Recovery	Method Limits
Freon 12	92	70-130
Freon 114	97	70-130
Chloromethane	104	70-130
Vinyl Chloride	108	70-130
1,3-Butadiene	110	70-130
Bromomethane	103	70-130
Chloroethane	103	70-130
Freon 11	93	70-130
Ethanol	104	70-130
Freon 113	98	70-130
1,1-Dichloroethene	114	70-130
Acetone	100	70-130
2-Propanol	106	70-130
Carbon Disulfide	120	70-130
3-Chloropropene	121	70-130
Methylene Chloride	90	70-130
Methyl tert-butyl ether	111	70-130
trans-1,2-Dichloroethene	113	70-130
Hexane	112	70-130
1,1-Dichloroethane	93	70-130
2-Butanone (Methyl Ethyl Ketone)	100	70-130
cis-1,2-Dichloroethene	101	70-130
Tetrahydrofuran	95	70-130
Chloroform	88	70-130
1,1,1-Trichloroethane	86	70-130
Cyclohexane	108	70-130
Carbon Tetrachloride	85	70-130
2,2,4-Trimethylpentane	103	70-130
Benzene	92	70-130
1,2-Dichloroethane	75	70-130
Heptane	99	70-130
Trichloroethene	88	70-130
1,2-Dichloropropane	89	70-130
1,4-Dioxane	100	70-130
Bromodichloromethane	83	70-130
cis-1,3-Dichloropropene	97	70-130
4-Methyl-2-pentanone	98	70-130
Toluene	92	70-130
trans-1,3-Dichloropropene	90	70-130
1,1,2-Trichloroethane	92	70-130
Tetrachloroethene	92	70-130
2-Hexanone	103	70-130

eurofins | Air Toxics

Client Sample ID: LCS

Lab ID#: 1310207-06A

EPA METHOD TO-15 GC/MS FULL SCAN

File Name:	**3101603**	**Date of Collection: NA**	
Dil. Factor:	**1.00**	**Date of Analysis: 10/16/13 10:41 AM**	

Compound	**%Recovery**	**Method Limits**
Dibromochloromethane	87	70-130
1,2-Dibromoethane (EDB)	93	70-130
Chlorobenzene	93	70-130
Ethyl Benzene	99	70-130
m,p-Xylene	105	70-130
o-Xylene	105	70-130
Styrene	104	70-130
Bromoform	89	70-130
Cumene	102	70-130
1,1,2,2-Tetrachloroethane	91	70-130
Propylbenzene	99	70-130
4-Ethyltoluene	101	70-130
1,3,5-Trimethylbenzene	106	70-130
1,2,4-Trimethylbenzene	112	70-130
1,3-Dichlorobenzene	96	70-130
1,4-Dichlorobenzene	98	70-130
alpha-Chlorotoluene	98	70-130
1,2-Dichlorobenzene	98	70-130
1,2,4-Trichlorobenzene	101	70-130
Hexachlorobutadiene	88	70-130

Container Type: NA - Not Applicable

Surrogates	**%Recovery**	**Method Limits**
Toluene-d8	99	70-130
1,2-Dichloroethane-d4	89	70-130
4-Bromofluorobenzene	94	70-130

eurofins | Air Toxics

Client Sample ID: LCSD

Lab ID#: 1310207-06AA

EPA METHOD TO-15 GC/MS FULL SCAN

File Name:	**3101604**	**Date of Collection: NA**	
Dil. Factor:	**1.00**	**Date of Analysis: 10/16/13 11:00 AM**	

Compound	**%Recovery**	**Method Limits**
Freon 12	87	70-130
Freon 114	94	70-130
Chloromethane	102	70-130
Vinyl Chloride	108	70-130
1,3-Butadiene	109	70-130
Bromomethane	100	70-130
Chloroethane	103	70-130
Freon 11	93	70-130
Ethanol	104	70-130
Freon 113	97	70-130
1,1-Dichloroethene	111	70-130
Acetone	103	70-130
2-Propanol	108	70-130
Carbon Disulfide	119	70-130
3-Chloropropene	120	70-130
Methylene Chloride	93	70-130
Methyl tert-butyl ether	111	70-130
trans-1,2-Dichloroethene	111	70-130
Hexane	116	70-130
1,1-Dichloroethane	94	70-130
2-Butanone (Methyl Ethyl Ketone)	102	70-130
cis-1,2-Dichloroethene	103	70-130
Tetrahydrofuran	98	70-130
Chloroform	88	70-130
1,1,1-Trichloroethane	88	70-130
Cyclohexane	110	70-130
Carbon Tetrachloride	86	70-130
2,2,4-Trimethylpentane	106	70-130
Benzene	92	70-130
1,2-Dichloroethane	78	70-130
Heptane	99	70-130
Trichloroethene	91	70-130
1,2-Dichloropropane	89	70-130
1,4-Dioxane	96	70-130
Bromodichloromethane	80	70-130
cis-1,3-Dichloropropene	98	70-130
4-Methyl-2-pentanone	99	70-130
Toluene	93	70-130
trans-1,3-Dichloropropene	92	70-130
1,1,2-Trichloroethane	91	70-130
Tetrachloroethene	91	70-130
2-Hexanone	105	70-130

eurofins | Air Toxics

Client Sample ID: LCSD

Lab ID#: 1310207-06AA

EPA METHOD TO-15 GC/MS FULL SCAN

File Name:	**3101604**	**Date of Collection: NA**	
Dil. Factor:	**1.00**	**Date of Analysis: 10/16/13 11:00 AM**	

Compound	**%Recovery**	**Method Limits**
Dibromochloromethane	85	70-130
1,2-Dibromoethane (EDB)	93	70-130
Chlorobenzene	93	70-130
Ethyl Benzene	98	70-130
m,p-Xylene	105	70-130
o-Xylene	103	70-130
Styrene	103	70-130
Bromoform	86	70-130
Cumene	100	70-130
1,1,2,2-Tetrachloroethane	88	70-130
Propylbenzene	95	70-130
4-Ethyltoluene	94	70-130
1,3,5-Trimethylbenzene	101	70-130
1,2,4-Trimethylbenzene	108	70-130
1,3-Dichlorobenzene	93	70-130
1,4-Dichlorobenzene	94	70-130
alpha-Chlorotoluene	93	70-130
1,2-Dichlorobenzene	95	70-130
1,2,4-Trichlorobenzene	99	70-130
Hexachlorobutadiene	86	70-130

Container Type: NA - Not Applicable

Surrogates	**%Recovery**	**Method Limits**
Toluene-d8	99	70-130
1,2-Dichloroethane-d4	87	70-130
4-Bromofluorobenzene	93	70-130

eurofins | Air Toxics

Client Sample ID: LCS

Lab ID#: 1310207-06B

EPA METHOD TO-15 GC/MS FULL SCAN

File Name:	**3101704**	**Date of Collection: NA**	
Dil. Factor:	**1.00**	**Date of Analysis: 10/17/13 11:47 AM**	

Compound	%Recovery	Method Limits
Freon 12	88	70-130
Freon 114	94	70-130
Chloromethane	98	70-130
Vinyl Chloride	102	70-130
1,3-Butadiene	105	70-130
Bromomethane	100	70-130
Chloroethane	100	70-130
Freon 11	94	70-130
Ethanol	99	70-130
Freon 113	98	70-130
1,1-Dichloroethene	109	70-130
Acetone	98	70-130
2-Propanol	104	70-130
Carbon Disulfide	120	70-130
3-Chloropropene	121	70-130
Methylene Chloride	91	70-130
Methyl tert-butyl ether	111	70-130
trans-1,2-Dichloroethene	114	70-130
Hexane	108	70-130
1,1-Dichloroethane	93	70-130
2-Butanone (Methyl Ethyl Ketone)	101	70-130
cis-1,2-Dichloroethene	102	70-130
Tetrahydrofuran	98	70-130
Chloroform	88	70-130
1,1,1-Trichloroethane	89	70-130
Cyclohexane	107	70-130
Carbon Tetrachloride	87	70-130
2,2,4-Trimethylpentane	102	70-130
Benzene	91	70-130
1,2-Dichloroethane	78	70-130
Heptane	98	70-130
Trichloroethene	89	70-130
1,2-Dichloropropane	88	70-130
1,4-Dioxane	94	70-130
Bromodichloromethane	83	70-130
cis-1,3-Dichloropropene	96	70-130
4-Methyl-2-pentanone	98	70-130
Toluene	91	70-130
trans-1,3-Dichloropropene	92	70-130
1,1,2-Trichloroethane	92	70-130
Tetrachloroethene	91	70-130
2-Hexanone	103	70-130

eurofins | Air Toxics

Client Sample ID: LCS

Lab ID#: 1310207-06B

EPA METHOD TO-15 GC/MS FULL SCAN

File Name:	**3101704**	**Date of Collection: NA**	
Dil. Factor:	**1.00**	**Date of Analysis: 10/17/13 11:47 AM**	

Compound	**%Recovery**	**Method Limits**
Dibromochloromethane	86	70-130
1,2-Dibromoethane (EDB)	92	70-130
Chlorobenzene	92	70-130
Ethyl Benzene	97	70-130
m,p-Xylene	103	70-130
o-Xylene	104	70-130
Styrene	102	70-130
Bromoform	87	70-130
Cumene	99	70-130
1,1,2,2-Tetrachloroethane	87	70-130
Propylbenzene	93	70-130
4-Ethyltoluene	93	70-130
1,3,5-Trimethylbenzene	99	70-130
1,2,4-Trimethylbenzene	105	70-130
1,3-Dichlorobenzene	91	70-130
1,4-Dichlorobenzene	92	70-130
alpha-Chlorotoluene	92	70-130
1,2-Dichlorobenzene	92	70-130
1,2,4-Trichlorobenzene	94	70-130
Hexachlorobutadiene	84	70-130

Container Type: NA - Not Applicable

Surrogates	**%Recovery**	**Method Limits**
Toluene-d8	98	70-130
1,2-Dichloroethane-d4	89	70-130
4-Bromofluorobenzene	91	70-130

eurofins | Air Toxics

Client Sample ID: LCSD

Lab ID#: 1310207-06BB

EPA METHOD TO-15 GC/MS FULL SCAN

File Name:	**3101705**	**Date of Collection: NA**	
Dil. Factor:	**1.00**	**Date of Analysis: 10/17/13 12:25 PM**	

Compound	%Recovery	Method Limits
Freon 12	86	70-130
Freon 114	92	70-130
Chloromethane	99	70-130
Vinyl Chloride	101	70-130
1,3-Butadiene	102	70-130
Bromomethane	96	70-130
Chloroethane	95	70-130
Freon 11	89	70-130
Ethanol	94	70-130
Freon 113	95	70-130
1,1-Dichloroethene	109	70-130
Acetone	97	70-130
2-Propanol	105	70-130
Carbon Disulfide	117	70-130
3-Chloropropene	117	70-130
Methylene Chloride	89	70-130
Methyl tert-butyl ether	109	70-130
trans-1,2-Dichloroethene	111	70-130
Hexane	108	70-130
1,1-Dichloroethane	91	70-130
2-Butanone (Methyl Ethyl Ketone)	99	70-130
cis-1,2-Dichloroethene	100	70-130
Tetrahydrofuran	94	70-130
Chloroform	87	70-130
1,1,1-Trichloroethane	87	70-130
Cyclohexane	104	70-130
Carbon Tetrachloride	84	70-130
2,2,4-Trimethylpentane	101	70-130
Benzene	91	70-130
1,2-Dichloroethane	78	70-130
Heptane	97	70-130
Trichloroethene	89	70-130
1,2-Dichloropropane	89	70-130
1,4-Dioxane	94	70-130
Bromodichloromethane	84	70-130
cis-1,3-Dichloropropene	96	70-130
4-Methyl-2-pentanone	100	70-130
Toluene	91	70-130
trans-1,3-Dichloropropene	92	70-130
1,1,2-Trichloroethane	90	70-130
Tetrachloroethene	90	70-130
2-Hexanone	103	70-130

eurofins | Air Toxics

Client Sample ID: LCSD

Lab ID#: 1310207-06BB

EPA METHOD TO-15 GC/MS FULL SCAN

File Name:	**3101705**	**Date of Collection: NA**	
Dil. Factor:	**1.00**	**Date of Analysis: 10/17/13 12:25 PM**	

Compound	**%Recovery**	**Method Limits**
Dibromochloromethane	87	70-130
1,2-Dibromoethane (EDB)	93	70-130
Chlorobenzene	92	70-130
Ethyl Benzene	97	70-130
m,p-Xylene	104	70-130
o-Xylene	103	70-130
Styrene	103	70-130
Bromoform	86	70-130
Cumene	99	70-130
1,1,2,2-Tetrachloroethane	86	70-130
Propylbenzene	94	70-130
4-Ethyltoluene	95	70-130
1,3,5-Trimethylbenzene	100	70-130
1,2,4-Trimethylbenzene	106	70-130
1,3-Dichlorobenzene	91	70-130
1,4-Dichlorobenzene	92	70-130
alpha-Chlorotoluene	92	70-130
1,2-Dichlorobenzene	92	70-130
1,2,4-Trichlorobenzene	97	70-130
Hexachlorobutadiene	84	70-130

Container Type: NA - Not Applicable

Surrogates	**%Recovery**	**Method Limits**
Toluene-d8	99	70-130
1,2-Dichloroethane-d4	88	70-130
4-Bromofluorobenzene	92	70-130

eurofins | Air Toxics

Client Sample ID: LCS

Lab ID#: 1310207-06C

EPA METHOD TO-15 GC/MS FULL SCAN

File Name:	**3101804**	**Date of Collection: NA**	
Dil. Factor:	**1.00**	**Date of Analysis: 10/18/13 12:03 PM**	

Compound	%Recovery	Method Limits
Freon 12	88	70-130
Freon 114	92	70-130
Chloromethane	108	70-130
Vinyl Chloride	103	70-130
1,3-Butadiene	104	70-130
Bromomethane	97	70-130
Chloroethane	97	70-130
Freon 11	93	70-130
Ethanol	99	70-130
Freon 113	96	70-130
1,1-Dichloroethene	107	70-130
Acetone	96	70-130
2-Propanol	100	70-130
Carbon Disulfide	116	70-130
3-Chloropropene	115	70-130
Methylene Chloride	88	70-130
Methyl tert-butyl ether	107	70-130
trans-1,2-Dichloroethene	107	70-130
Hexane	106	70-130
1,1-Dichloroethane	90	70-130
2-Butanone (Methyl Ethyl Ketone)	98	70-130
cis-1,2-Dichloroethene	100	70-130
Tetrahydrofuran	94	70-130
Chloroform	87	70-130
1,1,1-Trichloroethane	86	70-130
Cyclohexane	103	70-130
Carbon Tetrachloride	87	70-130
2,2,4-Trimethylpentane	100	70-130
Benzene	90	70-130
1,2-Dichloroethane	78	70-130
Heptane	98	70-130
Trichloroethene	90	70-130
1,2-Dichloropropane	88	70-130
1,4-Dioxane	95	70-130
Bromodichloromethane	86	70-130
cis-1,3-Dichloropropene	97	70-130
4-Methyl-2-pentanone	100	70-130
Toluene	92	70-130
trans-1,3-Dichloropropene	94	70-130
1,1,2-Trichloroethane	93	70-130
Tetrachloroethene	93	70-130
2-Hexanone	107	70-130

eurofins | Air Toxics

Client Sample ID: LCS

Lab ID#: 1310207-06C

EPA METHOD TO-15 GC/MS FULL SCAN

File Name:	**3101804**	**Date of Collection: NA**	
Dil. Factor:	**1.00**	**Date of Analysis: 10/18/13 12:03 PM**	

Compound	**%Recovery**	**Method Limits**
Dibromochloromethane	90	70-130
1,2-Dibromoethane (EDB)	94	70-130
Chlorobenzene	93	70-130
Ethyl Benzene	99	70-130
m,p-Xylene	105	70-130
o-Xylene	104	70-130
Styrene	103	70-130
Bromoform	88	70-130
Cumene	102	70-130
1,1,2,2-Tetrachloroethane	87	70-130
Propylbenzene	95	70-130
4-Ethyltoluene	95	70-130
1,3,5-Trimethylbenzene	100	70-130
1,2,4-Trimethylbenzene	108	70-130
1,3-Dichlorobenzene	93	70-130
1,4-Dichlorobenzene	94	70-130
alpha-Chlorotoluene	94	70-130
1,2-Dichlorobenzene	94	70-130
1,2,4-Trichlorobenzene	99	70-130
Hexachlorobutadiene	87	70-130

Container Type: NA - Not Applicable

Surrogates	**%Recovery**	**Method Limits**
Toluene-d8	100	70-130
1,2-Dichloroethane-d4	89	70-130
4-Bromofluorobenzene	92	70-130

eurofins | Air Toxics

Client Sample ID: LCSD

Lab ID#: 1310207-06CC

EPA METHOD TO-15 GC/MS FULL SCAN

File Name:	**3101805**	**Date of Collection: NA**	
Dil. Factor:	**1.00**	**Date of Analysis: 10/18/13 01:16 PM**	

Compound	%Recovery	Method Limits
Freon 12	89	70-130
Freon 114	94	70-130
Chloromethane	108	70-130
Vinyl Chloride	103	70-130
1,3-Butadiene	104	70-130
Bromomethane	99	70-130
Chloroethane	100	70-130
Freon 11	93	70-130
Ethanol	96	70-130
Freon 113	95	70-130
1,1-Dichloroethene	109	70-130
Acetone	97	70-130
2-Propanol	101	70-130
Carbon Disulfide	116	70-130
3-Chloropropene	113	70-130
Methylene Chloride	89	70-130
Methyl tert-butyl ether	107	70-130
trans-1,2-Dichloroethene	107	70-130
Hexane	104	70-130
1,1-Dichloroethane	90	70-130
2-Butanone (Methyl Ethyl Ketone)	99	70-130
cis-1,2-Dichloroethene	96	70-130
Tetrahydrofuran	95	70-130
Chloroform	87	70-130
1,1,1-Trichloroethane	89	70-130
Cyclohexane	107	70-130
Carbon Tetrachloride	87	70-130
2,2,4-Trimethylpentane	102	70-130
Benzene	89	70-130
1,2-Dichloroethane	77	70-130
Heptane	96	70-130
Trichloroethene	88	70-130
1,2-Dichloropropane	88	70-130
1,4-Dioxane	93	70-130
Bromodichloromethane	84	70-130
cis-1,3-Dichloropropene	96	70-130
4-Methyl-2-pentanone	99	70-130
Toluene	92	70-130
trans-1,3-Dichloropropene	91	70-130
1,1,2-Trichloroethane	90	70-130
Tetrachloroethene	90	70-130
2-Hexanone	102	70-130

eurofins | Air Toxics

Client Sample ID: LCSD

Lab ID#: 1310207-06CC

EPA METHOD TO-15 GC/MS FULL SCAN

File Name:	**3101805**	**Date of Collection: NA**	
Dil. Factor:	**1.00**	**Date of Analysis: 10/18/13 01:16 PM**	

Compound	**%Recovery**	**Method Limits**
Dibromochloromethane	86	70-130
1,2-Dibromoethane (EDB)	92	70-130
Chlorobenzene	91	70-130
Ethyl Benzene	97	70-130
m,p-Xylene	104	70-130
o-Xylene	103	70-130
Styrene	102	70-130
Bromoform	86	70-130
Cumene	100	70-130
1,1,2,2-Tetrachloroethane	85	70-130
Propylbenzene	93	70-130
4-Ethyltoluene	93	70-130
1,3,5-Trimethylbenzene	99	70-130
1,2,4-Trimethylbenzene	106	70-130
1,3-Dichlorobenzene	91	70-130
1,4-Dichlorobenzene	92	70-130
alpha-Chlorotoluene	91	70-130
1,2-Dichlorobenzene	92	70-130
1,2,4-Trichlorobenzene	95	70-130
Hexachlorobutadiene	86	70-130

Container Type: NA - Not Applicable

Surrogates	**%Recovery**	**Method Limits**
Toluene-d8	101	70-130
1,2-Dichloroethane-d4	91	70-130
4-Bromofluorobenzene	93	70-130

SUBCONTRACT ORDER

Turner Laboratories, Inc.

13J0357

SENDING LABORATORY:	**RECEIVING LABORATORY:**
Turner Laboratories, Inc.	Air Toxics Ltd.
2445 N. Coyote Drive, Ste #104	180 Blue Ravine Rd., Suite B
Tucson, AZ 85745	Folsom, CA 95630
Phone: 520.882.5880	Phone :(800) 985-5955
Fax: 520.882.9788	Fax:
Project Manager: Terri Garcia	Please CC Dawn Weyer Dweyer@turnerlabs.com

Analysis	Expires	Laboratory ID	Comments
Sample ID: 13J0357-01 Air and Emissior Sampled:10/08/2013 10:00			
01A TO15Mod	10/15/2013 10:00		
TO15	10/15/2013 10:00		
Containers Supplied:			
Other (A)			
02A **Sample ID: 13J0357-02 Air and Emissior Sampled:10/08/2013 10:05**			
TO15Mod	10/15/2013 10:05		
TO15	10/15/2013 10:05		
Containers Supplied:			
Other (A)			
03A **Sample ID: 13J0357-03 Air and Emissior Sampled:10/08/2013 10:09**			
TO15Mod	10/15/2013 10:09		
TO15	10/15/2013 10:09		
Containers Supplied:			
Other (A)			

1310207

fedex

Custody Seal Intact?
Y N None Temp NA

Released By	Date	Received By	Date
	10/8/13 1600	Fedex	10/8/13 1600
Released By	Date	Received By	Date
		Katie Decker ATL	10/09/13 0945

Page 1 of 1

Attachment 3 – Laboratory Reports for November 2013 SVE Process Samples (CD only)

November 20, 2013

Lloyd Wundrock
University of Arizona- Risk Management Services
PO Box 210300, RM B 235
Tucson, AZ 85721

TEL (520) 621-1590
FAX (520) 621-3706

Work Order No.: 13K0035

RE: Page Ranch - SVE Carbon Vapor

Dear Lloyd Wundrock,

Turner Laboratories, Inc. received 3 sample(s) on 11/01/2013 for the analyses presented in the following report.

All results are intended to be considered in their entirety, and Turner Laboratories, Inc. is not responsible for use of less than the complete report. Results apply only to the samples analyzed. Samples will be disposed of 30 days after issue of our report unless special arrangements are made.

The pages that follow may contain sensitive, privileged or confidential information intended solely for the addressee named above. If you receive this message and are not the agent or employee of the addressee, this communication has been sent in error. Please do not disseminate or copy any of the attached and notify the sender immediately by telephone. Please also return the attached sheet(s) to the sender by mail.

Please call if you have any questions.

Respectfully submitted,

Turner Laboratories, Inc.
ADHS License AZ0066

Terri L. Garcia

Terri Garcia
Technical Director

Client: University of Arizona- Risk Management Servic
Project: Page Ranch - SVE Carbon Vapor
Work Order: 13K0035
Date Received: 11/01/2013

Work Order Sample Summary

Lab Sample ID	Client Sample ID	Matrix	Collection Date/Time
13K0035-01	Inlet 317573402	Air and Emissions	11/01/2013 1035
13K0035-02	In Between 3771420054	Air and Emissions	11/01/2013 1040
13K0035-03	Exhaust 3771020050	Air and Emissions	11/01/2013 1045

Client: University of Arizona- Risk Management Services
Project: Page Ranch - SVE Carbon Vapor
Work Order: 13K0035
Date Received: 11/01/2013

Case Narrative

The TO-15 analyses were performed by Air Toxics, LTD. in Folsom, CA.

13K0035

eurofins | Air Toxics

Sample Transportation Notice
Relinquishing signature on this document indicates that sample is being shipped in compliance with all applicable local, State, Federal, national, and international laws, regulations and ordinances of any kind. Air Toxics Limited assumes no liability with respect to the collection, handling or shipping of these samples. Relinquishing signature also indicates agreement to hold harmless, defend, and indemnify Air Toxics Limited against any claim, demand, or action, of any kind, related to the collection, handling, or shipping of samples. D.O.T. Hotline (800) 467-4922

180 BLUE RAVINE ROAD, SUITE
FOLSOM, CA 95630-4
(916) 985-1000 FAX (916)

Page 1 of 1

Project Manager LLOYD M. WINDROCK
Collected by: (Print and Sign) LLOYD WINDROCK
Company UofA Email
Address City TUCSON State AZ Zip
Phone Fax

Project Info:
P.O. #
Project #
Project Name

Turn Around Time:
☑ Normal
☐ Rush
specify

Lab Use Only
Pressurized by:
Date:
Pressurization Gas: N_2 He

Lab I.D.	Field Sample I.D. (Location)	Can #	Date of Collection	Time of Collection	Analyses Requested	Canister Pressure/Vacuum Initial	Final	Receipt	Final (psi)
	INLET 37757	3402	11-01-2013	10:35	TO15	-28" Hg	-3" Hg		
	IN BETWEEN 37714	20054	11-01-2013	10:40	TO15	-26" Hg	-3" Hg		
	EXHAUST 37710	20050	11-01-2013	10:45	TO15	-27" Hg	-3" Hg		

Relinquished by: (signature)	Date/Time	Received by: (signature)	Date/Time
L M Windrock	11/01/2013 13:25 MS		11/1/13 1325
Relinquished by: (signature)	Date/Time	Received by: (signature)	Date/Time
Relinquished by: (signature)	Date/Time	Received by: (signature)	Date/Time

Notes:
Temp 26.3

Lab Use Only	Shipper Name	Air Bill #	Temp (°C)	Condition	Custody Seals Intact?	Work Order #
					Yes No None	

Form 1293 rev.1

WEST PRINTING & GRAPHICS (818) 704-6000

eurofins | Air Toxics

11/18/2013
Ms. Nancy Turner
Turner Laboratories, Inc.
2445 North Coyote Drive
Suite 104
Tucson AZ 85745

Project Name: 13K0035
Project #:
Workorder #: 1311061

Dear Ms. Nancy Turner

The following report includes the data for the above referenced project for sample(s) received on 11/4/2013 at Air Toxics Ltd.

The data and associated QC analyzed by TO-15 are compliant with the project requirements or laboratory criteria with the exception of the deviations noted in the attached case narrative.

Thank you for choosing Air Toxics Ltd. for your air analysis needs. Air Toxics Ltd. is committed to providing accurate data of the highest quality. Please feel free to contact the Project Manager: Kelly Buettner at 916-985-1000 if you have any questions regarding the data in this report.

Regards,

Kelly Buettner

Project Manager

eurofins | Air Toxics

WORK ORDER #: 1311061

Work Order Summary

CLIENT:	Ms. Nancy Turner Turner Laboratories, Inc. 2445 North Coyote Drive Suite 104 Tucson, AZ 85745	**BILL TO:**	Ms. Nancy Turner Turner Laboratories, Inc. 2445 North Coyote Drive Suite 104 Tucson, AZ 85745
PHONE:	520-882-5880	**P.O. #**	
FAX:	520-882-9788	**PROJECT #**	13K0035
DATE RECEIVED:	11/04/2013	**CONTACT:**	Kelly Buettner
DATE COMPLETED:	11/18/2013		

FRACTION #	NAME	TEST	RECEIPT VAC./PRES.	FINAL PRESSURE
01A	13K0035-01	TO-15	4.9 "Hg	14.7 psi
02A	13K0035-02	TO-15	4.1 "Hg	14.7 psi
03A	13K0035-03	TO-15	5.1 "Hg	15.2 psi
04A	Lab Blank	TO-15	NA	NA
05A	CCV	TO-15	NA	NA
06A	LCS	TO-15	NA	NA
06AA	LCSD	TO-15	NA	NA

CERTIFIED BY: Heidi Mayo DATE: 11/18/13

Technical Director

Certification numbers: AZ Licensure AZ0775, CA NELAP - 12282CA, NJ NELAP - CA016, NY NELAP - 11291, TX NELAP - T104704434-13-6, UT NELAP CA009332013-4, VA NELAP - 460197, WA NELAP - C935
Name of Accrediting Agency: NELAP/ORELAP (Oregon Environmental Laboratory Accreditation Program)
Accreditation number: CA300005, Effective date: 10/18/2013, Expiration date: 10/17/2014.
Eurofins Air Toxics Inc.. certifies that the test results contained in this report meet all requirements of the NELAC standards

This report shall not be reproduced, except in full, without the written approval of Eurofins Air Toxics, Inc.

180 BLUE RAVINE ROAD, SUITE B FOLSOM, CA - 9563
(916) 985-1000 . (800) 985-5955 . FAX (916) 985-1020

LABORATORY NARRATIVE
EPA Method TO-15
Turner Laboratories, Inc.
Workorder# 1311061

Three 1 Liter Summa Canister samples were received on November 04, 2013. The laboratory performed analysis via EPA Method TO-15 using GC/MS in the full scan mode.

This workorder was independently validated prior to submittal using 'USEPA National Functional Guidelines' as generally applied to the analysis of volatile organic compounds in air. A rules-based, logic driven, independent validation engine was employed to assess completeness, evaluate pass/fail of relevant project quality control requirements and verification of all quantified amounts.

Receiving Notes

There were no receiving discrepancies.

Analytical Notes

Dilution was performed on samples 13K0035-01, 13K0035-02 and 13K0035-03 due to the presence of high level target species.

Definition of Data Qualifying Flags

Eight qualifiers may have been used on the data analysis sheets and indicates as follows:

B - Compound present in laboratory blank greater than reporting limit (background subtraction not performed).

J - Estimated value.

E - Exceeds instrument calibration range.

S - Saturated peak.

Q - Exceeds quality control limits.

U - Compound analyzed for but not detected above the reporting limit, LOD, or MDL value. See data page for project specific U-flag definition.

UJ- Non-detected compound associated with low bias in the CCV

N - The identification is based on presumptive evidence.

File extensions may have been used on the data analysis sheets and indicates as follows:

a-File was requantified

b-File was quantified by a second column and detector

r1-File was requantified for the purpose of reissue

eurofins | Air Toxics

Summary of Detected Compounds
EPA METHOD TO-15 GC/MS FULL SCAN

Client Sample ID: 13K0035-01

Lab ID#: 1311061-01A

Compound	Rpt. Limit (ppbv)	Amount (ppbv)	Rpt. Limit (ug/m3)	Amount (ug/m3)
Freon 12	240	490	1200	2400
Freon 11	240	15000	1300	83000
Freon 113	240	890	1800	6800
Chloroform	240	47000	1200	230000
Carbon Tetrachloride	240	1100	1500	7200
1,2-Dichloroethane	240	760	970	3100
Trichloroethene	240	920	1300	4900
Toluene	240	350	900	1300
Tetrachloroethene	240	280	1600	1900

Client Sample ID: 13K0035-02

Lab ID#: 1311061-02A

Compound	Rpt. Limit (ppbv)	Amount (ppbv)	Rpt. Limit (ug/m3)	Amount (ug/m3)
Freon 12	160	470	770	2300
Freon 11	160	32000	870	180000
Freon 113	160	240	1200	1800
1,1-Dichloroethene	160	190	610	760
Chloroform	160	26000	760	130000
Toluene	160	210	580	780

Client Sample ID: 13K0035-03

Lab ID#: 1311061-03A

Compound	Rpt. Limit (ppbv)	Amount (ppbv)	Rpt. Limit (ug/m3)	Amount (ug/m3)
Freon 12	24	630	120	3100
Freon 11	24	7100	140	40000

eurofins | Air Toxics

Client Sample ID: 13K0035-01

Lab ID#: 1311061-01A

EPA METHOD TO-15 GC/MS FULL SCAN

File Name:	**17111512**	**Date of Collection:**	**11/1/13 10:35:00 AM**
Dil. Factor:	**478**	**Date of Analysis:**	**11/15/13 09:29 PM**

Compound	Rpt. Limit (ppbv)	Amount (ppbv)	Rpt. Limit (ug/m3)	Amount (ug/m3)
Freon 12	240	490	1200	2400
Freon 114	240	Not Detected	1700	Not Detected
Chloromethane	2400	Not Detected	4900	Not Detected
Vinyl Chloride	240	Not Detected	610	Not Detected
1,3-Butadiene	240	Not Detected	530	Not Detected
Bromomethane	2400	Not Detected	9300	Not Detected
Chloroethane	960	Not Detected	2500	Not Detected
Freon 11	240	15000	1300	83000
Ethanol	960	Not Detected	1800	Not Detected
Freon 113	240	890	1800	6800
1,1-Dichloroethene	240	Not Detected	950	Not Detected
Acetone	2400	Not Detected	5700	Not Detected
2-Propanol	960	Not Detected	2300	Not Detected
Carbon Disulfide	960	Not Detected	3000	Not Detected
3-Chloropropene	960	Not Detected	3000	Not Detected
Methylene Chloride	2400	Not Detected	8300	Not Detected
Methyl tert-butyl ether	240	Not Detected	860	Not Detected
trans-1,2-Dichloroethene	240	Not Detected	950	Not Detected
Hexane	240	Not Detected	840	Not Detected
1,1-Dichloroethane	240	Not Detected	970	Not Detected
2-Butanone (Methyl Ethyl Ketone)	960	Not Detected	2800	Not Detected
cis-1,2-Dichloroethene	240	Not Detected	950	Not Detected
Tetrahydrofuran	240	Not Detected	700	Not Detected
Chloroform	240	47000	1200	230000
1,1,1-Trichloroethane	240	Not Detected	1300	Not Detected
Cyclohexane	240	Not Detected	820	Not Detected
Carbon Tetrachloride	240	1100	1500	7200
2,2,4-Trimethylpentane	240	Not Detected	1100	Not Detected
Benzene	240	Not Detected	760	Not Detected
1,2-Dichloroethane	240	760	970	3100
Heptane	240	Not Detected	980	Not Detected
Trichloroethene	240	920	1300	4900
1,2-Dichloropropane	240	Not Detected	1100	Not Detected
1,4-Dioxane	960	Not Detected	3400	Not Detected
Bromodichloromethane	240	Not Detected	1600	Not Detected
cis-1,3-Dichloropropene	240	Not Detected	1100	Not Detected
4-Methyl-2-pentanone	240	Not Detected	980	Not Detected
Toluene	240	350	900	1300
trans-1,3-Dichloropropene	240	Not Detected	1100	Not Detected
1,1,2-Trichloroethane	240	Not Detected	1300	Not Detected
Tetrachloroethene	240	280	1600	1900
2-Hexanone	960	Not Detected	3900	Not Detected

eurofins | Air Toxics

Client Sample ID: 13K0035-01

Lab ID#: 1311061-01A

EPA METHOD TO-15 GC/MS FULL SCAN

File Name:	**17111512**	**Date of Collection:**	**11/1/13 10:35:00 AM**
Dil. Factor:	**478**	**Date of Analysis:**	**11/15/13 09:29 PM**

Compound	Rpt. Limit (ppbv)	Amount (ppbv)	Rpt. Limit (ug/m3)	Amount (ug/m3)
Dibromochloromethane	240	Not Detected	2000	Not Detected
1,2-Dibromoethane (EDB)	240	Not Detected	1800	Not Detected
Chlorobenzene	240	Not Detected	1100	Not Detected
Ethyl Benzene	240	Not Detected	1000	Not Detected
m,p-Xylene	240	Not Detected	1000	Not Detected
o-Xylene	240	Not Detected	1000	Not Detected
Styrene	240	Not Detected	1000	Not Detected
Bromoform	240	Not Detected	2500	Not Detected
Cumene	240	Not Detected	1200	Not Detected
1,1,2,2-Tetrachloroethane	240	Not Detected	1600	Not Detected
Propylbenzene	240	Not Detected	1200	Not Detected
4-Ethyltoluene	240	Not Detected	1200	Not Detected
1,3,5-Trimethylbenzene	240	Not Detected	1200	Not Detected
1,2,4-Trimethylbenzene	240	Not Detected	1200	Not Detected
1,3-Dichlorobenzene	240	Not Detected	1400	Not Detected
1,4-Dichlorobenzene	240	Not Detected	1400	Not Detected
alpha-Chlorotoluene	240	Not Detected	1200	Not Detected
1,2-Dichlorobenzene	240	Not Detected	1400	Not Detected
1,2,4-Trichlorobenzene	960	Not Detected	7100	Not Detected
Hexachlorobutadiene	960	Not Detected	10000	Not Detected

Container Type: 1 Liter Summa Canister

Surrogates	%Recovery	Method Limits
Toluene-d8	102	70-130
1,2-Dichloroethane-d4	100	70-130
4-Bromofluorobenzene	96	70-130

eurofins | Air Toxics

Client Sample ID: 13K0035-02

Lab ID#: 1311061-02A

EPA METHOD TO-15 GC/MS FULL SCAN

File Name:	**17111513**	**Date of Collection:**	**11/1/13 10:40:00 AM**
Dil. Factor:	**310**	**Date of Analysis:**	**11/15/13 09:48 PM**

Compound	Rpt. Limit (ppbv)	Amount (ppbv)	Rpt. Limit (ug/m3)	Amount (ug/m3)
Freon 12	160	470	770	2300
Freon 114	160	Not Detected	1100	Not Detected
Chloromethane	1600	Not Detected	3200	Not Detected
Vinyl Chloride	160	Not Detected	400	Not Detected
1,3-Butadiene	160	Not Detected	340	Not Detected
Bromomethane	1600	Not Detected	6000	Not Detected
Chloroethane	620	Not Detected	1600	Not Detected
Freon 11	160	32000	870	180000
Ethanol	620	Not Detected	1200	Not Detected
Freon 113	160	240	1200	1800
1,1-Dichloroethene	160	190	610	760
Acetone	1600	Not Detected	3700	Not Detected
2-Propanol	620	Not Detected	1500	Not Detected
Carbon Disulfide	620	Not Detected	1900	Not Detected
3-Chloropropene	620	Not Detected	1900	Not Detected
Methylene Chloride	1600	Not Detected	5400	Not Detected
Methyl tert-butyl ether	160	Not Detected	560	Not Detected
trans-1,2-Dichloroethene	160	Not Detected	610	Not Detected
Hexane	160	Not Detected	550	Not Detected
1,1-Dichloroethane	160	Not Detected	630	Not Detected
2-Butanone (Methyl Ethyl Ketone)	620	Not Detected	1800	Not Detected
cis-1,2-Dichloroethene	160	Not Detected	610	Not Detected
Tetrahydrofuran	160	Not Detected	460	Not Detected
Chloroform	160	26000	760	130000
1,1,1-Trichloroethane	160	Not Detected	840	Not Detected
Cyclohexane	160	Not Detected	530	Not Detected
Carbon Tetrachloride	160	Not Detected	980	Not Detected
2,2,4-Trimethylpentane	160	Not Detected	720	Not Detected
Benzene	160	Not Detected	500	Not Detected
1,2-Dichloroethane	160	Not Detected	630	Not Detected
Heptane	160	Not Detected	640	Not Detected
Trichloroethene	160	Not Detected	830	Not Detected
1,2-Dichloropropane	160	Not Detected	720	Not Detected
1,4-Dioxane	620	Not Detected	2200	Not Detected
Bromodichloromethane	160	Not Detected	1000	Not Detected
cis-1,3-Dichloropropene	160	Not Detected	700	Not Detected
4-Methyl-2-pentanone	160	Not Detected	630	Not Detected
Toluene	160	210	580	780
trans-1,3-Dichloropropene	160	Not Detected	700	Not Detected
1,1,2-Trichloroethane	160	Not Detected	840	Not Detected
Tetrachloroethene	160	Not Detected	1000	Not Detected
2-Hexanone	620	Not Detected	2500	Not Detected

eurofins | Air Toxics

Client Sample ID: 13K0035-02

Lab ID#: 1311061-02A

EPA METHOD TO-15 GC/MS FULL SCAN

File Name:	**17111513**	**Date of Collection:**	**11/1/13 10:40:00 AM**
Dil. Factor:	**310**	**Date of Analysis:**	**11/15/13 09:48 PM**

Compound	Rpt. Limit (ppbv)	Amount (ppbv)	Rpt. Limit (ug/m3)	Amount (ug/m3)
Dibromochloromethane	160	Not Detected	1300	Not Detected
1,2-Dibromoethane (EDB)	160	Not Detected	1200	Not Detected
Chlorobenzene	160	Not Detected	710	Not Detected
Ethyl Benzene	160	Not Detected	670	Not Detected
m,p-Xylene	160	Not Detected	670	Not Detected
o-Xylene	160	Not Detected	670	Not Detected
Styrene	160	Not Detected	660	Not Detected
Bromoform	160	Not Detected	1600	Not Detected
Cumene	160	Not Detected	760	Not Detected
1,1,2,2-Tetrachloroethane	160	Not Detected	1100	Not Detected
Propylbenzene	160	Not Detected	760	Not Detected
4-Ethyltoluene	160	Not Detected	760	Not Detected
1,3,5-Trimethylbenzene	160	Not Detected	760	Not Detected
1,2,4-Trimethylbenzene	160	Not Detected	760	Not Detected
1,3-Dichlorobenzene	160	Not Detected	930	Not Detected
1,4-Dichlorobenzene	160	Not Detected	930	Not Detected
alpha-Chlorotoluene	160	Not Detected	800	Not Detected
1,2-Dichlorobenzene	160	Not Detected	930	Not Detected
1,2,4-Trichlorobenzene	620	Not Detected	4600	Not Detected
Hexachlorobutadiene	620	Not Detected	6600	Not Detected

Container Type: 1 Liter Summa Canister

Surrogates	%Recovery	Method Limits
Toluene-d8	102	70-130
1,2-Dichloroethane-d4	102	70-130
4-Bromofluorobenzene	97	70-130

eurofins | Air Toxics

Client Sample ID: 13K0035-03

Lab ID#: 1311061-03A

EPA METHOD TO-15 GC/MS FULL SCAN

File Name:	**17111516**	**Date of Collection:**	**11/1/13 10:45:00 AM**
Dil. Factor:	**49.0**	**Date of Analysis:**	**11/15/13 10:51 PM**

Compound	Rpt. Limit (ppbv)	Amount (ppbv)	Rpt. Limit (ug/m3)	Amount (ug/m3)
Freon 12	24	630	120	3100
Freon 114	24	Not Detected	170	Not Detected
Chloromethane	240	Not Detected	500	Not Detected
Vinyl Chloride	24	Not Detected	63	Not Detected
1,3-Butadiene	24	Not Detected	54	Not Detected
Bromomethane	240	Not Detected	950	Not Detected
Chloroethane	98	Not Detected	260	Not Detected
Freon 11	24	7100	140	40000
Ethanol	98	Not Detected	180	Not Detected
Freon 113	24	Not Detected	190	Not Detected
1,1-Dichloroethene	24	Not Detected	97	Not Detected
Acetone	240	Not Detected	580	Not Detected
2-Propanol	98	Not Detected	240	Not Detected
Carbon Disulfide	98	Not Detected	300	Not Detected
3-Chloropropene	98	Not Detected	310	Not Detected
Methylene Chloride	240	Not Detected	850	Not Detected
Methyl tert-butyl ether	24	Not Detected	88	Not Detected
trans-1,2-Dichloroethene	24	Not Detected	97	Not Detected
Hexane	24	Not Detected	86	Not Detected
1,1-Dichloroethane	24	Not Detected	99	Not Detected
2-Butanone (Methyl Ethyl Ketone)	98	Not Detected	290	Not Detected
cis-1,2-Dichloroethene	24	Not Detected	97	Not Detected
Tetrahydrofuran	24	Not Detected	72	Not Detected
Chloroform	24	Not Detected	120	Not Detected
1,1,1-Trichloroethane	24	Not Detected	130	Not Detected
Cyclohexane	24	Not Detected	84	Not Detected
Carbon Tetrachloride	24	Not Detected	150	Not Detected
2,2,4-Trimethylpentane	24	Not Detected	110	Not Detected
Benzene	24	Not Detected	78	Not Detected
1,2-Dichloroethane	24	Not Detected	99	Not Detected
Heptane	24	Not Detected	100	Not Detected
Trichloroethene	24	Not Detected	130	Not Detected
1,2-Dichloropropane	24	Not Detected	110	Not Detected
1,4-Dioxane	98	Not Detected	350	Not Detected
Bromodichloromethane	24	Not Detected	160	Not Detected
cis-1,3-Dichloropropene	24	Not Detected	110	Not Detected
4-Methyl-2-pentanone	24	Not Detected	100	Not Detected
Toluene	24	Not Detected	92	Not Detected
trans-1,3-Dichloropropene	24	Not Detected	110	Not Detected
1,1,2-Trichloroethane	24	Not Detected	130	Not Detected
Tetrachloroethene	24	Not Detected	170	Not Detected
2-Hexanone	98	Not Detected	400	Not Detected

eurofins | Air Toxics

Client Sample ID: 13K0035-03

Lab ID#: 1311061-03A

EPA METHOD TO-15 GC/MS FULL SCAN

File Name:	**17111516**	**Date of Collection:**	**11/1/13 10:45:00 AM**
Dil. Factor:	**49.0**	**Date of Analysis:**	**11/15/13 10:51 PM**

Compound	Rpt. Limit (ppbv)	Amount (ppbv)	Rpt. Limit (ug/m3)	Amount (ug/m3)
Dibromochloromethane	24	Not Detected	210	Not Detected
1,2-Dibromoethane (EDB)	24	Not Detected	190	Not Detected
Chlorobenzene	24	Not Detected	110	Not Detected
Ethyl Benzene	24	Not Detected	110	Not Detected
m,p-Xylene	24	Not Detected	110	Not Detected
o-Xylene	24	Not Detected	110	Not Detected
Styrene	24	Not Detected	100	Not Detected
Bromoform	24	Not Detected	250	Not Detected
Cumene	24	Not Detected	120	Not Detected
1,1,2,2-Tetrachloroethane	24	Not Detected	170	Not Detected
Propylbenzene	24	Not Detected	120	Not Detected
4-Ethyltoluene	24	Not Detected	120	Not Detected
1,3,5-Trimethylbenzene	24	Not Detected	120	Not Detected
1,2,4-Trimethylbenzene	24	Not Detected	120	Not Detected
1,3-Dichlorobenzene	24	Not Detected	150	Not Detected
1,4-Dichlorobenzene	24	Not Detected	150	Not Detected
alpha-Chlorotoluene	24	Not Detected	130	Not Detected
1,2-Dichlorobenzene	24	Not Detected	150	Not Detected
1,2,4-Trichlorobenzene	98	Not Detected	730	Not Detected
Hexachlorobutadiene	98	Not Detected	1000	Not Detected

Container Type: 1 Liter Summa Canister

Surrogates	%Recovery	Method Limits
Toluene-d8	104	70-130
1,2-Dichloroethane-d4	103	70-130
4-Bromofluorobenzene	93	70-130

eurofins | Air Toxics

Client Sample ID: Lab Blank

Lab ID#: 1311061-04A

EPA METHOD TO-15 GC/MS FULL SCAN

File Name:	**17111505**	**Date of Collection: NA**	
Dil. Factor:	**1.00**	**Date of Analysis: 11/15/13 05:06 PM**	

Compound	Rpt. Limit (ppbv)	Amount (ppbv)	Rpt. Limit (ug/m3)	Amount (ug/m3)
Freon 12	0.50	Not Detected	2.5	Not Detected
Freon 114	0.50	Not Detected	3.5	Not Detected
Chloromethane	5.0	Not Detected	10	Not Detected
Vinyl Chloride	0.50	Not Detected	1.3	Not Detected
1,3-Butadiene	0.50	Not Detected	1.1	Not Detected
Bromomethane	5.0	Not Detected	19	Not Detected
Chloroethane	2.0	Not Detected	5.3	Not Detected
Freon 11	0.50	Not Detected	2.8	Not Detected
Ethanol	2.0	Not Detected	3.8	Not Detected
Freon 113	0.50	Not Detected	3.8	Not Detected
1,1-Dichloroethene	0.50	Not Detected	2.0	Not Detected
Acetone	5.0	Not Detected	12	Not Detected
2-Propanol	2.0	Not Detected	4.9	Not Detected
Carbon Disulfide	2.0	Not Detected	6.2	Not Detected
3-Chloropropene	2.0	Not Detected	6.3	Not Detected
Methylene Chloride	5.0	Not Detected	17	Not Detected
Methyl tert-butyl ether	0.50	Not Detected	1.8	Not Detected
trans-1,2-Dichloroethene	0.50	Not Detected	2.0	Not Detected
Hexane	0.50	Not Detected	1.8	Not Detected
1,1-Dichloroethane	0.50	Not Detected	2.0	Not Detected
2-Butanone (Methyl Ethyl Ketone)	2.0	Not Detected	5.9	Not Detected
cis-1,2-Dichloroethene	0.50	Not Detected	2.0	Not Detected
Tetrahydrofuran	0.50	Not Detected	1.5	Not Detected
Chloroform	0.50	Not Detected	2.4	Not Detected
1,1,1-Trichloroethane	0.50	Not Detected	2.7	Not Detected
Cyclohexane	0.50	Not Detected	1.7	Not Detected
Carbon Tetrachloride	0.50	Not Detected	3.1	Not Detected
2,2,4-Trimethylpentane	0.50	Not Detected	2.3	Not Detected
Benzene	0.50	Not Detected	1.6	Not Detected
1,2-Dichloroethane	0.50	Not Detected	2.0	Not Detected
Heptane	0.50	Not Detected	2.0	Not Detected
Trichloroethene	0.50	Not Detected	2.7	Not Detected
1,2-Dichloropropane	0.50	Not Detected	2.3	Not Detected
1,4-Dioxane	2.0	Not Detected	7.2	Not Detected
Bromodichloromethane	0.50	Not Detected	3.4	Not Detected
cis-1,3-Dichloropropene	0.50	Not Detected	2.3	Not Detected
4-Methyl-2-pentanone	0.50	Not Detected	2.0	Not Detected
Toluene	0.50	Not Detected	1.9	Not Detected
trans-1,3-Dichloropropene	0.50	Not Detected	2.3	Not Detected
1,1,2-Trichloroethane	0.50	Not Detected	2.7	Not Detected
Tetrachloroethene	0.50	Not Detected	3.4	Not Detected
2-Hexanone	2.0	Not Detected	8.2	Not Detected

eurofins | Air Toxics

Client Sample ID: Lab Blank

Lab ID#: 1311061-04A

EPA METHOD TO-15 GC/MS FULL SCAN

File Name:	**17111505**	**Date of Collection: NA**	
Dil. Factor:	**1.00**	**Date of Analysis: 11/15/13 05:06 PM**	

Compound	Rpt. Limit (ppbv)	Amount (ppbv)	Rpt. Limit (ug/m3)	Amount (ug/m3)
Dibromochloromethane	0.50	Not Detected	4.2	Not Detected
1,2-Dibromoethane (EDB)	0.50	Not Detected	3.8	Not Detected
Chlorobenzene	0.50	Not Detected	2.3	Not Detected
Ethyl Benzene	0.50	Not Detected	2.2	Not Detected
m,p-Xylene	0.50	Not Detected	2.2	Not Detected
o-Xylene	0.50	Not Detected	2.2	Not Detected
Styrene	0.50	Not Detected	2.1	Not Detected
Bromoform	0.50	Not Detected	5.2	Not Detected
Cumene	0.50	Not Detected	2.4	Not Detected
1,1,2,2-Tetrachloroethane	0.50	Not Detected	3.4	Not Detected
Propylbenzene	0.50	Not Detected	2.4	Not Detected
4-Ethyltoluene	0.50	Not Detected	2.4	Not Detected
1,3,5-Trimethylbenzene	0.50	Not Detected	2.4	Not Detected
1,2,4-Trimethylbenzene	0.50	Not Detected	2.4	Not Detected
1,3-Dichlorobenzene	0.50	Not Detected	3.0	Not Detected
1,4-Dichlorobenzene	0.50	Not Detected	3.0	Not Detected
alpha-Chlorotoluene	0.50	Not Detected	2.6	Not Detected
1,2-Dichlorobenzene	0.50	Not Detected	3.0	Not Detected
1,2,4-Trichlorobenzene	2.0	Not Detected	15	Not Detected
Hexachlorobutadiene	2.0	Not Detected	21	Not Detected

Container Type: NA - Not Applicable

Surrogates	%Recovery	Method Limits
Toluene-d8	102	70-130
1,2-Dichloroethane-d4	100	70-130
4-Bromofluorobenzene	96	70-130

eurofins | Air Toxics

Client Sample ID: CCV

Lab ID#: 1311061-05A

EPA METHOD TO-15 GC/MS FULL SCAN

File Name:	**17111502**	**Date of Collection: NA**
Dil. Factor:	**1.00**	**Date of Analysis: 11/15/13 04:03 PM**

Compound	%Recovery
Freon 12	98
Freon 114	94
Chloromethane	99
Vinyl Chloride	104
1,3-Butadiene	99
Bromomethane	97
Chloroethane	100
Freon 11	95
Ethanol	100
Freon 113	85
1,1-Dichloroethene	89
Acetone	95
2-Propanol	97
Carbon Disulfide	117
3-Chloropropene	102
Methylene Chloride	92
Methyl tert-butyl ether	92
trans-1,2-Dichloroethene	108
Hexane	97
1,1-Dichloroethane	101
2-Butanone (Methyl Ethyl Ketone)	100
cis-1,2-Dichloroethene	96
Tetrahydrofuran	97
Chloroform	100
1,1,1-Trichloroethane	97
Cyclohexane	94
Carbon Tetrachloride	94
2,2,4-Trimethylpentane	89
Benzene	106
1,2-Dichloroethane	104
Heptane	99
Trichloroethene	101
1,2-Dichloropropane	108
1,4-Dioxane	99
Bromodichloromethane	102
cis-1,3-Dichloropropene	104
4-Methyl-2-pentanone	102
Toluene	104
trans-1,3-Dichloropropene	105
1,1,2-Trichloroethane	106
Tetrachloroethene	100
2-Hexanone	105

eurofins | Air Toxics

Client Sample ID: CCV

Lab ID#: 1311061-05A

EPA METHOD TO-15 GC/MS FULL SCAN

File Name:	**17111502**	**Date of Collection: NA**	
Dil. Factor:	**1.00**	**Date of Analysis: 11/15/13 04:03 PM**	

Compound	**%Recovery**
Dibromochloromethane	100
1,2-Dibromoethane (EDB)	105
Chlorobenzene	104
Ethyl Benzene	105
m,p-Xylene	106
o-Xylene	105
Styrene	117
Bromoform	99
Cumene	104
1,1,2,2-Tetrachloroethane	111
Propylbenzene	93
4-Ethyltoluene	100
1,3,5-Trimethylbenzene	108
1,2,4-Trimethylbenzene	112
1,3-Dichlorobenzene	106
1,4-Dichlorobenzene	106
alpha-Chlorotoluene	104
1,2-Dichlorobenzene	108
1,2,4-Trichlorobenzene	127
Hexachlorobutadiene	124

Container Type: NA - Not Applicable

Surrogates	**%Recovery**	**Method Limits**
Toluene-d8	102	70-130
1,2-Dichloroethane-d4	103	70-130
4-Bromofluorobenzene	100	70-130

eurofins | Air Toxics

Client Sample ID: LCS

Lab ID#: 1311061-06A

EPA METHOD TO-15 GC/MS FULL SCAN

File Name:	**17111503**	**Date of Collection: NA**	
Dil. Factor:	**1.00**	**Date of Analysis: 11/15/13 04:24 PM**	

Compound	%Recovery	Method Limits
Freon 12	99	70-130
Freon 114	95	70-130
Chloromethane	106	70-130
Vinyl Chloride	106	70-130
1,3-Butadiene	99	70-130
Bromomethane	97	70-130
Chloroethane	103	70-130
Freon 11	98	70-130
Ethanol	95	70-130
Freon 113	97	70-130
1,1-Dichloroethene	103	70-130
Acetone	95	70-130
2-Propanol	97	70-130
Carbon Disulfide	124	70-130
3-Chloropropene	108	70-130
Methylene Chloride	100	70-130
Methyl tert-butyl ether	92	70-130
trans-1,2-Dichloroethene	112	70-130
Hexane	99	70-130
1,1-Dichloroethane	103	70-130
2-Butanone (Methyl Ethyl Ketone)	100	70-130
cis-1,2-Dichloroethene	100	70-130
Tetrahydrofuran	100	70-130
Chloroform	102	70-130
1,1,1-Trichloroethane	99	70-130
Cyclohexane	97	70-130
Carbon Tetrachloride	95	70-130
2,2,4-Trimethylpentane	92	70-130
Benzene	104	70-130
1,2-Dichloroethane	100	70-130
Heptane	100	70-130
Trichloroethene	100	70-130
1,2-Dichloropropane	106	70-130
1,4-Dioxane	97	70-130
Bromodichloromethane	104	70-130
cis-1,3-Dichloropropene	101	70-130
4-Methyl-2-pentanone	100	70-130
Toluene	101	70-130
trans-1,3-Dichloropropene	99	70-130
1,1,2-Trichloroethane	105	70-130
Tetrachloroethene	98	70-130
2-Hexanone	104	70-130

eurofins | Air Toxics

Client Sample ID: LCS

Lab ID#: 1311061-06A

EPA METHOD TO-15 GC/MS FULL SCAN

File Name:	**17111503**	**Date of Collection: NA**	
Dil. Factor:	**1.00**	**Date of Analysis: 11/15/13 04:24 PM**	

Compound	**%Recovery**	**Method Limits**
Dibromochloromethane	102	70-130
1,2-Dibromoethane (EDB)	104	70-130
Chlorobenzene	101	70-130
Ethyl Benzene	102	70-130
m,p-Xylene	103	70-130
o-Xylene	101	70-130
Styrene	112	70-130
Bromoform	101	70-130
Cumene	103	70-130
1,1,2,2-Tetrachloroethane	106	70-130
Propylbenzene	92	70-130
4-Ethyltoluene	99	70-130
1,3,5-Trimethylbenzene	104	70-130
1,2,4-Trimethylbenzene	105	70-130
1,3-Dichlorobenzene	102	70-130
1,4-Dichlorobenzene	101	70-130
alpha-Chlorotoluene	102	70-130
1,2-Dichlorobenzene	104	70-130
1,2,4-Trichlorobenzene	122	70-130
Hexachlorobutadiene	122	70-130

Container Type: NA - Not Applicable

Surrogates	**%Recovery**	**Method Limits**
Toluene-d8	103	70-130
1,2-Dichloroethane-d4	103	70-130
4-Bromofluorobenzene	99	70-130

eurofins | Air Toxics

Client Sample ID: LCSD

Lab ID#: 1311061-06AA

EPA METHOD TO-15 GC/MS FULL SCAN

File Name:	**17111504**	**Date of Collection: NA**	
Dil. Factor:	**1.00**	**Date of Analysis: 11/15/13 04:44 PM**	

Compound	%Recovery	Method Limits
Freon 12	100	70-130
Freon 114	97	70-130
Chloromethane	106	70-130
Vinyl Chloride	106	70-130
1,3-Butadiene	100	70-130
Bromomethane	97	70-130
Chloroethane	104	70-130
Freon 11	98	70-130
Ethanol	97	70-130
Freon 113	98	70-130
1,1-Dichloroethene	105	70-130
Acetone	95	70-130
2-Propanol	98	70-130
Carbon Disulfide	126	70-130
3-Chloropropene	110	70-130
Methylene Chloride	102	70-130
Methyl tert-butyl ether	93	70-130
trans-1,2-Dichloroethene	113	70-130
Hexane	99	70-130
1,1-Dichloroethane	104	70-130
2-Butanone (Methyl Ethyl Ketone)	102	70-130
cis-1,2-Dichloroethene	100	70-130
Tetrahydrofuran	102	70-130
Chloroform	103	70-130
1,1,1-Trichloroethane	100	70-130
Cyclohexane	99	70-130
Carbon Tetrachloride	97	70-130
2,2,4-Trimethylpentane	93	70-130
Benzene	106	70-130
1,2-Dichloroethane	103	70-130
Heptane	100	70-130
Trichloroethene	101	70-130
1,2-Dichloropropane	109	70-130
1,4-Dioxane	97	70-130
Bromodichloromethane	105	70-130
cis-1,3-Dichloropropene	101	70-130
4-Methyl-2-pentanone	101	70-130
Toluene	102	70-130
trans-1,3-Dichloropropene	103	70-130
1,1,2-Trichloroethane	105	70-130
Tetrachloroethene	101	70-130
2-Hexanone	108	70-130

eurofins | Air Toxics

Client Sample ID: LCSD

Lab ID#: 1311061-06AA

EPA METHOD TO-15 GC/MS FULL SCAN

File Name:	**17111504**	**Date of Collection: NA**	
Dil. Factor:	**1.00**	**Date of Analysis: 11/15/13 04:44 PM**	

Compound	**%Recovery**	**Method Limits**
Dibromochloromethane	105	70-130
1,2-Dibromoethane (EDB)	108	70-130
Chlorobenzene	104	70-130
Ethyl Benzene	104	70-130
m,p-Xylene	107	70-130
o-Xylene	103	70-130
Styrene	115	70-130
Bromoform	103	70-130
Cumene	106	70-130
1,1,2,2-Tetrachloroethane	109	70-130
Propylbenzene	94	70-130
4-Ethyltoluene	102	70-130
1,3,5-Trimethylbenzene	106	70-130
1,2,4-Trimethylbenzene	106	70-130
1,3-Dichlorobenzene	104	70-130
1,4-Dichlorobenzene	103	70-130
alpha-Chlorotoluene	104	70-130
1,2-Dichlorobenzene	106	70-130
1,2,4-Trichlorobenzene	129	70-130
Hexachlorobutadiene	125	70-130

Container Type: NA - Not Applicable

Surrogates	**%Recovery**	**Method Limits**
Toluene-d8	102	70-130
1,2-Dichloroethane-d4	104	70-130
4-Bromofluorobenzene	101	70-130

SUBCONTRACT ORDER

Turner Laboratories, Inc.

13K0035

SENDING LABORATORY:	**RECEIVING LABORATORY:**
Turner Laboratories, Inc.	Air Toxics Ltd.
2445 N. Coyote Drive, Ste #104	180 Blue Ravine Rd., Suite B
Tucson, AZ 85745	Folsom, CA 95630
Phone: 520.882.5880	Phone :(800) 985-5955
Fax: 520.882.9788	Fax:
Project Manager: Terri Garcia	Please CC Dawn Weyer Dweyer@turnerlabs.com

Analysis	Expires	Laboratory ID	Comments
1A **Sample ID: 13K0035-01 Air and Emissio Sampled:11/01/2013 10:35**			
TO15Mod	11/08/2013 10:35		
TO15	11/08/2013 10:35		
Containers Supplied:			
2A **Sample ID: 13K0035-02 Air and Emissio Sampled:11/01/2013 10:40**			
TO15Mod	11/08/2013 10:40		
TO15	11/08/2013 10:40		
Containers Supplied:			
3A **Sample ID: 13K0035-03 Air and Emissio Sampled:11/01/2013 10:45**			
TO15Mod	11/08/2013 10:45		
TO15	11/08/2013 10:45		
Containers Supplied:			

Released By	Date	Received By	Date
	11/1/13 1600	Fedex	11/1/13 1600
Released By	Date	Received By	Date
		ATL	11/4/13 0950

Custody Seal Intact?
Y N None Temp NA
Fedex

1311061

Attachment 4 – Laboratory Reports for October 2013 Soil Vapor Samples (CD only)

November 14, 2013

Jeff Christensen
University of Arizona- Risk Management Services
PO Box 210300, RM A414
Tucson, AZ 85721

TEL (520) 621-5861
FAX (520) 621-3706

Work Order No.: 13J0685

RE: Page Ranch - Vadose Zone

Dear Jeff Christensen,

Turner Laboratories, Inc. received 8 sample(s) on 10/23/2013 for the analyses presented in the following report.

The attached report has been revised. Please refer to the Case Narrative page for an explanation of the changes. We apologize for any inconvenience this may have caused you.

All results are intended to be considered in their entirety, and Turner Laboratories, Inc. is not responsible for use of less than the complete report. Results apply only to the samples analyzed. Samples will be disposed of 30 days after issue of our report unless special arrangements are made.

The pages that follow may contain sensitive, privileged or confidential information intended solely for the addressee named above. If you receive this message and are not the agent or employee of the addressee, this communication has been sent in error. Please do not disseminate or copy any of the attached and notify the sender immediately by telephone. Please also return the attached sheet(s) to the sender by mail.

Please call if you have any questions.

Respectfully submitted,
Turner Laboratories, Inc.
ADHS License AZ0066

Terri L. Garcia

Terri Garcia
Technical Director

Client: University of Arizona- Risk Management Servic
Project: Page Ranch - Vadose Zone
Work Order: 13J0685
Date Received: 10/23/2013

Work Order Sample Summary

Lab Sample ID	Client Sample ID	Matrix	Collection Date/Time
13J0685-01	MW #5	Air and Emissions	10/23/2013 1113
13J0685-02	MW #5 Dup	Air and Emissions	10/23/2013 1123
13J0685-03	SGS-SP	Air and Emissions	10/23/2013 1034
13J0685-04	SGD-SP	Air and Emissions	10/23/2013 1003
13J0685-05	SGD-MP	Air and Emissions	10/23/2013 0952
13J0685-06	SGD-DP	Air and Emissions	10/23/2013 1017
13J0685-07	Field Blank	Air and Emissions	10/23/2013 0924
13J0685-08	MW #2	Air and Emissions	10/23/2013 0924

Client: University of Arizona- Risk Management Services
Project: Page Ranch - Vadose Zone
Work Order: 13J0685
Date Received: 10/23/2013

Case Narrative

The TO-15 analyses were performed by Air Toxics, LTD. in Folsom, CA.

This report was originally generated on 11/13/2013. It is being revised on 11/14/2013 to include the corrected project name, which was incorrect on the original report.

13J0685

Air Toxics LTD.

CHAIN-OF-CUSTODY RECORD

Sample Transportation Notice
Relinquishing signature on this document indicates that sample is being shipped in compliance with all applicable local, State, Federal, national, and international laws, regulations and ordinances of any kind. Air Toxics Limited assumes no liability with respect to the collection, handling or shipping of these samples. Relinquishing signature also indicates agreement to hold harmless, defend, and indemnify Air Toxics Limited against any claim, demand, or action, of any kind, related to the collection, handling, or shipping of samples. D.O.T. Hotline (800) 467-4922

180 BLUE RAVINE ROAD, SUITE B
FOLSOM, CA 95630-4719
(916) 985-1000 FAX (916) 985-1020

Project Manager Lloyd Wundrock
Collected by: (Print and Sign) Jeff Christensen
Company UA Risk Management Email
Address PO Box 210300 City Tucson State AZ Zip 85721
Phone 520-621-1790 Fax 520-621-3706

Project Info:
P.O. #
Project #
Project Name Page Ranch SVE

Turn Around Time:
☑ Normal
☐ Rush
specify

Lab Use Only
Pressurized by:
Date:
Pressurization Gas:
☐ N_2 ☐ He

Lab I.D.	Field Sample I.D. (Location)	Can #	Date of Collection	Time of Collection	Analyses Requested	Canister Pressure/Vacuum Initial	Final	Receipt	Final (psi)
	MW #5	33411 ~~36504~~	10/23/13	11:23 ~~9:24~~	TO-15				
	MW #5 Dup	2199	10/23/13	11:23	TO-15				
	SGS-SP	36500	10/23/13	10:54	TO-15				
	SGD-SP	37656	10/23/13	10:03	TO-15				
	SGD-MP	36386	10/23/13	9:52	TO-15				
	SGD-DP	1360	10/23/13	10:17	TO-15				
	Field Blank	37726	10/23/13	9:24	TO-15				
	MW #2	36508	10/23/13	9:24	TO-15				

Relinquished by: (signature)	Date/Time	Received by: (signature)	Date/Time
	10/23/13 10:55		10/23/13 1339
Relinquished by: (signature)	Date/Time	Received by: (signature)	Date/Time
Relinquished by: (signature)	Date/Time	Received by: (signature)	Date/Time

Notes:
Temp 26.7

Lab Use Only	Shipper Name	Air Bill #	Temp (°C)	Condition	Custody Seals Intact?	Work Order #
					Yes No None	

Form 1293 rev.11

eurofins | Air Toxics

11/12/2013
Ms. Nancy Turner
Turner Laboratories, Inc.
2445 North Coyote Drive
Suite 104
Tucson AZ 85745

Project Name: 13J0685
Project #:
Workorder #: 1310557

Dear Ms. Nancy Turner

The following report includes the data for the above referenced project for sample(s) received on 10/24/2013 at Air Toxics Ltd.

The data and associated QC analyzed by TO-15 are compliant with the project requirements or laboratory criteria with the exception of the deviations noted in the attached case narrative.

Thank you for choosing Air Toxics Ltd. for your air analysis needs. Air Toxics Ltd. is committed to providing accurate data of the highest quality. Please feel free to contact the Project Manager: Kelly Buettner at 916-985-1000 if you have any questions regarding the data in this report.

Regards,

Kelly Buettner

Project Manager

eurofins | Air Toxics

WORK ORDER #: 1310557

Work Order Summary

CLIENT:	Ms. Nancy Turner Turner Laboratories, Inc. 2445 North Coyote Drive Suite 104 Tucson, AZ 85745	**BILL TO:**	Ms. Nancy Turner Turner Laboratories, Inc. 2445 North Coyote Drive Suite 104 Tucson, AZ 85745
PHONE:	520-882-5880	**P.O. #**	
FAX:	520-882-9788	**PROJECT #**	13J0685
DATE RECEIVED:	10/24/2013	**CONTACT:**	Kelly Buettner
DATE COMPLETED:	11/12/2013		

FRACTION #	NAME	TEST	RECEIPT VAC./PRES.	FINAL PRESSURE
01A	13J0685-01	TO-15	6.8 "Hg	15 psi
02A	13J0685-02	TO-15	6.2 "Hg	15 psi
03A	13J0685-03	TO-15	7.8 "Hg	15 psi
04A	13J0685-04	TO-15	7.6 "Hg	15 psi
05A	13J0685-05	TO-15	7.0 "Hg	15 psi
06A	13J0685-06	TO-15	7.0 "Hg	15 psi
07A	13J0685-07	TO-15	8.0 "Hg	15 psi
08A	13J0685-08	TO-15	5.6 "Hg	15 psi
09A	Lab Blank	TO-15	NA	NA
09B	Lab Blank	TO-15	NA	NA
10A	CCV	TO-15	NA	NA
10B	CCV	TO-15	NA	NA
11A	LCS	TO-15	NA	NA
11AA	LCSD	TO-15	NA	NA
11B	LCS	TO-15	NA	NA
11BB	LCSD	TO-15	NA	NA

CERTIFIED BY: Heidi Mayo

Technical Director

DATE: 11/12/13

Certification numbers: AZ Licensure AZ0775, CA NELAP - 12282CA, NJ NELAP - CA016, NY NELAP - 11291, TX NELAP - T104704434-13-6, UT NELAP CA009332013-4, VA NELAP - 460197, WA NELAP - C935
Name of Accrediting Agency: NELAP/ORELAP (Oregon Environmental Laboratory Accreditation Program)
Accreditation number: CA300005, Effective date: 10/18/2013, Expiration date: 10/17/2014.
Eurofins Air Toxics Inc.. certifies that the test results contained in this report meet all requirements of the NELAC standards

This report shall not be reproduced, except in full, without the written approval of Eurofins Air Toxics, Inc.

180 BLUE RAVINE ROAD, SUITE B FOLSOM, CA - 9563
(916) 985-1000 . (800) 985-5955 . FAX (916) 985-1020

LABORATORY NARRATIVE
EPA Method TO-15
Turner Laboratories, Inc.
Workorder# 1310557

Eight 1 Liter Summa Canister samples were received on October 24, 2013. The laboratory performed analysis via EPA Method TO-15 using GC/MS in the full scan mode.

This workorder was independently validated prior to submittal using 'USEPA National Functional Guidelines' as generally applied to the analysis of volatile organic compounds in air. A rules-based, logic driven, independent validation engine was employed to assess completeness, evaluate pass/fail of relevant project quality control requirements and verification of all quantified amounts.

Receiving Notes

There were no receiving discrepancies.

Analytical Notes

Dilution was performed on samples 13J0685-03, 13J0685-04, 13J0685-05, and 13J0685-06 due to the presence of high level target species.

All Quality Control Limit exceedances and affected sample results are noted by flags. Each flag is defined at the bottom of this Case Narrative and on each Sample Result Summary page. Target compound non-detects in the samples that are associated with high bias in QC analyses have not been flagged.

Definition of Data Qualifying Flags

Eight qualifiers may have been used on the data analysis sheets and indicates as follows:

B - Compound present in laboratory blank greater than reporting limit (background subtraction not performed).
J - Estimated value.
E - Exceeds instrument calibration range.
S - Saturated peak.
Q - Exceeds quality control limits.
U - Compound analyzed for but not detected above the reporting limit, LOD, or MDL value. See data page for project specific U-flag definition.
UJ- Non-detected compound associated with low bias in the CCV
N - The identification is based on presumptive evidence.

File extensions may have been used on the data analysis sheets and indicates as follows:
a-File was requantified
b-File was quantified by a second column and detector
r1-File was requantified for the purpose of reissue

eurofins | Air Toxics

Summary of Detected Compounds
EPA METHOD TO-15 GC/MS FULL SCAN

Client Sample ID: 13J0685-01

Lab ID#: 1310557-01A

No Detections Were Found.

Client Sample ID: 13J0685-02

Lab ID#: 1310557-02A

Compound	Rpt. Limit (ppbv)	Amount (ppbv)	Rpt. Limit (ug/m3)	Amount (ug/m3)
Hexane	1.3	2.1	4.5	7.5

Client Sample ID: 13J0685-03

Lab ID#: 1310557-03A

Compound	Rpt. Limit (ppbv)	Amount (ppbv)	Rpt. Limit (ug/m3)	Amount (ug/m3)
Freon 12	6.8	10	34	50
Freon 11	6.8	430	38	2400
Freon 113	6.8	28	52	210
1,1-Dichloroethene	6.8	8.6	27	34
Carbon Disulfide	27	32	85	100
Chloroform	6.8	1600	33	7800
Carbon Tetrachloride	6.8	53	43	330
1,2-Dichloroethane	6.8	18	28	72
Trichloroethene	6.8	70	36	380
Tetrachloroethene	6.8	35	46	240

Client Sample ID: 13J0685-04

Lab ID#: 1310557-04A

Compound	Rpt. Limit (ppbv)	Amount (ppbv)	Rpt. Limit (ug/m3)	Amount (ug/m3)
Freon 12	78	2200	390	11000
Freon 11	78	48000	440	270000
Freon 113	78	1500	600	11000
1,1-Dichloroethene	78	220	310	880
Methylene Chloride	78	230	270	800
Tetrahydrofuran	78	81	230	240
Chloroform	78	39000	380	190000

eurofins | Air Toxics

Summary of Detected Compounds
EPA METHOD TO-15 GC/MS

Client Sample ID: 13J0685-04

Lab ID#: 1310557-04A

Carbon Tetrachloride	78	2000	490	12000
Trichloroethene	78	1800	420	9700
Tetrachloroethene	78	180	530	1200

Client Sample ID: 13J0685-05

Lab ID#: 1310557-05A

Compound	Rpt. Limit (ppbv)	Amount (ppbv)	Rpt. Limit (ug/m3)	Amount (ug/m3)
Freon 12	66	780	330	3900
Freon 11	66	12000	370	66000
Freon 113	66	340	500	2600
Chloroform	66	40000	320	190000
Carbon Tetrachloride	66	760	420	4800
1,2-Dichloroethane	66	68	270	270
Trichloroethene	66	1000	350	5700
Tetrachloroethene	66	140	450	930

Client Sample ID: 13J0685-06

Lab ID#: 1310557-06A

Compound	Rpt. Limit (ppbv)	Amount (ppbv)	Rpt. Limit (ug/m3)	Amount (ug/m3)
Freon 12	53	1100	260	5300
Freon 11	53	33000	300	180000
Freon 113	53	870	410	6700
1,1-Dichloroethene	53	150	210	600
Methylene Chloride	53	58	180	200
Chloroform	53	5100	260	25000
Carbon Tetrachloride	53	970	330	6100
Trichloroethene	53	680	280	3600
Tetrachloroethene	53	95	360	650

Client Sample ID: 13J0685-07

Lab ID#: 1310557-07A

No Detections Were Found.

eurofins | Air Toxics

Summary of Detected Compounds
EPA METHOD TO-15 GC/MS FULL SCAN

Client Sample ID: 13J0685-08

Lab ID#: 1310557-08A

No Detections Were Found.

eurofins | Air Toxics

Client Sample ID: 13J0685-01

Lab ID#: 1310557-01A

EPA METHOD TO-15 GC/MS FULL SCAN

File Name:	**17110823**	**Date of Collection:**	**10/23/13 11:13:00 A**
Dil. Factor:	**2.61**	**Date of Analysis:**	**11/8/13 09:01 PM**

Compound	Rpt. Limit (ppbv)	Amount (ppbv)	Rpt. Limit (ug/m3)	Amount (ug/m3)
Freon 12	1.3	Not Detected	6.4	Not Detected
Freon 114	1.3	Not Detected	9.1	Not Detected
Chloromethane	13	Not Detected	27	Not Detected
Vinyl Chloride	1.3	Not Detected	3.3	Not Detected
1,3-Butadiene	1.3	Not Detected	2.9	Not Detected
Bromomethane	13	Not Detected	51	Not Detected
Chloroethane	5.2	Not Detected	14	Not Detected
Freon 11	1.3	Not Detected	7.3	Not Detected
Ethanol	5.2	Not Detected	9.8	Not Detected
Freon 113	1.3	Not Detected	10	Not Detected
1,1-Dichloroethene	1.3	Not Detected	5.2	Not Detected
Acetone	13	Not Detected	31	Not Detected
2-Propanol	5.2	Not Detected	13	Not Detected
Carbon Disulfide	5.2	Not Detected	16	Not Detected
3-Chloropropene	5.2	Not Detected	16	Not Detected
Methylene Chloride	13	Not Detected	45	Not Detected
Methyl tert-butyl ether	1.3	Not Detected	4.7	Not Detected
trans-1,2-Dichloroethene	1.3	Not Detected	5.2	Not Detected
Hexane	1.3	Not Detected	4.6	Not Detected
1,1-Dichloroethane	1.3	Not Detected	5.3	Not Detected
2-Butanone (Methyl Ethyl Ketone)	5.2	Not Detected	15	Not Detected
cis-1,2-Dichloroethene	1.3	Not Detected	5.2	Not Detected
Tetrahydrofuran	1.3	Not Detected	3.8	Not Detected
Chloroform	1.3	Not Detected	6.4	Not Detected
1,1,1-Trichloroethane	1.3	Not Detected	7.1	Not Detected
Cyclohexane	1.3	Not Detected	4.5	Not Detected
Carbon Tetrachloride	1.3	Not Detected	8.2	Not Detected
2,2,4-Trimethylpentane	1.3	Not Detected	6.1	Not Detected
Benzene	1.3	Not Detected	4.2	Not Detected
1,2-Dichloroethane	1.3	Not Detected	5.3	Not Detected
Heptane	1.3	Not Detected	5.3	Not Detected
Trichloroethene	1.3	Not Detected	7.0	Not Detected
1,2-Dichloropropane	1.3	Not Detected	6.0	Not Detected
1,4-Dioxane	5.2	Not Detected	19	Not Detected
Bromodichloromethane	1.3	Not Detected	8.7	Not Detected
cis-1,3-Dichloropropene	1.3	Not Detected	5.9	Not Detected
4-Methyl-2-pentanone	1.3	Not Detected	5.3	Not Detected
Toluene	1.3	Not Detected	4.9	Not Detected
trans-1,3-Dichloropropene	1.3	Not Detected	5.9	Not Detected
1,1,2-Trichloroethane	1.3	Not Detected	7.1	Not Detected
Tetrachloroethene	1.3	Not Detected	8.8	Not Detected
2-Hexanone	5.2	Not Detected	21	Not Detected

eurofins | Air Toxics

Client Sample ID: 13J0685-01

Lab ID#: 1310557-01A

EPA METHOD TO-15 GC/MS FULL SCAN

File Name:	**17110823**	**Date of Collection:**	**10/23/13 11:13:00 A**
Dil. Factor:	**2.61**	**Date of Analysis:**	**11/8/13 09:01 PM**

Compound	Rpt. Limit (ppbv)	Amount (ppbv)	Rpt. Limit (ug/m3)	Amount (ug/m3)
Dibromochloromethane	1.3	Not Detected	11	Not Detected
1,2-Dibromoethane (EDB)	1.3	Not Detected	10	Not Detected
Chlorobenzene	1.3	Not Detected	6.0	Not Detected
Ethyl Benzene	1.3	Not Detected	5.7	Not Detected
m,p-Xylene	1.3	Not Detected	5.7	Not Detected
o-Xylene	1.3	Not Detected	5.7	Not Detected
Styrene	1.3	Not Detected	5.6	Not Detected
Bromoform	1.3	Not Detected	13	Not Detected
Cumene	1.3	Not Detected	6.4	Not Detected
1,1,2,2-Tetrachloroethane	1.3	Not Detected	9.0	Not Detected
Propylbenzene	1.3	Not Detected	6.4	Not Detected
4-Ethyltoluene	1.3	Not Detected	6.4	Not Detected
1,3,5-Trimethylbenzene	1.3	Not Detected	6.4	Not Detected
1,2,4-Trimethylbenzene	1.3	Not Detected	6.4	Not Detected
1,3-Dichlorobenzene	1.3	Not Detected	7.8	Not Detected
1,4-Dichlorobenzene	1.3	Not Detected	7.8	Not Detected
alpha-Chlorotoluene	1.3	Not Detected	6.8	Not Detected
1,2-Dichlorobenzene	1.3	Not Detected	7.8	Not Detected
1,2,4-Trichlorobenzene	5.2	Not Detected	39	Not Detected
Hexachlorobutadiene	5.2	Not Detected	56	Not Detected

Container Type: 1 Liter Summa Canister

Surrogates	%Recovery	Method Limits
Toluene-d8	101	70-130
1,2-Dichloroethane-d4	101	70-130
4-Bromofluorobenzene	96	70-130

eurofins | Air Toxics

Client Sample ID: 13J0685-02

Lab ID#: 1310557-02A

EPA METHOD TO-15 GC/MS FULL SCAN

File Name:	**17110819**	**Date of Collection:**	**10/23/13 11:23:00 A**
Dil. Factor:	**2.55**	**Date of Analysis:**	**11/8/13 07:15 PM**

Compound	Rpt. Limit (ppbv)	Amount (ppbv)	Rpt. Limit (ug/m3)	Amount (ug/m3)
Freon 12	1.3	Not Detected	6.3	Not Detected
Freon 114	1.3	Not Detected	8.9	Not Detected
Chloromethane	13	Not Detected	26	Not Detected
Vinyl Chloride	1.3	Not Detected	3.2	Not Detected
1,3-Butadiene	1.3	Not Detected	2.8	Not Detected
Bromomethane	13	Not Detected	50	Not Detected
Chloroethane	5.1	Not Detected	13	Not Detected
Freon 11	1.3	Not Detected	7.2	Not Detected
Ethanol	5.1	Not Detected	9.6	Not Detected
Freon 113	1.3	Not Detected	9.8	Not Detected
1,1-Dichloroethene	1.3	Not Detected	5.0	Not Detected
Acetone	13	Not Detected	30	Not Detected
2-Propanol	5.1	Not Detected	12	Not Detected
Carbon Disulfide	5.1	Not Detected	16	Not Detected
3-Chloropropene	5.1	Not Detected	16	Not Detected
Methylene Chloride	13	Not Detected	44	Not Detected
Methyl tert-butyl ether	1.3	Not Detected	4.6	Not Detected
trans-1,2-Dichloroethene	1.3	Not Detected	5.0	Not Detected
Hexane	1.3	2.1	4.5	7.5
1,1-Dichloroethane	1.3	Not Detected	5.2	Not Detected
2-Butanone (Methyl Ethyl Ketone)	5.1	Not Detected	15	Not Detected
cis-1,2-Dichloroethene	1.3	Not Detected	5.0	Not Detected
Tetrahydrofuran	1.3	Not Detected	3.8	Not Detected
Chloroform	1.3	Not Detected	6.2	Not Detected
1,1,1-Trichloroethane	1.3	Not Detected	7.0	Not Detected
Cyclohexane	1.3	Not Detected	4.4	Not Detected
Carbon Tetrachloride	1.3	Not Detected	8.0	Not Detected
2,2,4-Trimethylpentane	1.3	Not Detected	6.0	Not Detected
Benzene	1.3	Not Detected	4.1	Not Detected
1,2-Dichloroethane	1.3	Not Detected	5.2	Not Detected
Heptane	1.3	Not Detected	5.2	Not Detected
Trichloroethene	1.3	Not Detected	6.8	Not Detected
1,2-Dichloropropane	1.3	Not Detected	5.9	Not Detected
1,4-Dioxane	5.1	Not Detected	18	Not Detected
Bromodichloromethane	1.3	Not Detected	8.5	Not Detected
cis-1,3-Dichloropropene	1.3	Not Detected	5.8	Not Detected
4-Methyl-2-pentanone	1.3	Not Detected	5.2	Not Detected
Toluene	1.3	Not Detected	4.8	Not Detected
trans-1,3-Dichloropropene	1.3	Not Detected	5.8	Not Detected
1,1,2-Trichloroethane	1.3	Not Detected	7.0	Not Detected
Tetrachloroethene	1.3	Not Detected	8.6	Not Detected
2-Hexanone	5.1	Not Detected	21	Not Detected

eurofins | Air Toxics

Client Sample ID: 13J0685-02

Lab ID#: 1310557-02A

EPA METHOD TO-15 GC/MS FULL SCAN

File Name:	**17110819**	**Date of Collection:**	**10/23/13 11:23:00 A**
Dil. Factor:	**2.55**	**Date of Analysis:**	**11/8/13 07:15 PM**

Compound	Rpt. Limit (ppbv)	Amount (ppbv)	Rpt. Limit (ug/m3)	Amount (ug/m3)
Dibromochloromethane	1.3	Not Detected	11	Not Detected
1,2-Dibromoethane (EDB)	1.3	Not Detected	9.8	Not Detected
Chlorobenzene	1.3	Not Detected	5.9	Not Detected
Ethyl Benzene	1.3	Not Detected	5.5	Not Detected
m,p-Xylene	1.3	Not Detected	5.5	Not Detected
o-Xylene	1.3	Not Detected	5.5	Not Detected
Styrene	1.3	Not Detected	5.4	Not Detected
Bromoform	1.3	Not Detected	13	Not Detected
Cumene	1.3	Not Detected	6.3	Not Detected
1,1,2,2-Tetrachloroethane	1.3	Not Detected	8.8	Not Detected
Propylbenzene	1.3	Not Detected	6.3	Not Detected
4-Ethyltoluene	1.3	Not Detected	6.3	Not Detected
1,3,5-Trimethylbenzene	1.3	Not Detected	6.3	Not Detected
1,2,4-Trimethylbenzene	1.3	Not Detected	6.3	Not Detected
1,3-Dichlorobenzene	1.3	Not Detected	7.7	Not Detected
1,4-Dichlorobenzene	1.3	Not Detected	7.7	Not Detected
alpha-Chlorotoluene	1.3	Not Detected	6.6	Not Detected
1,2-Dichlorobenzene	1.3	Not Detected	7.7	Not Detected
1,2,4-Trichlorobenzene	5.1	Not Detected	38	Not Detected
Hexachlorobutadiene	5.1	Not Detected	54	Not Detected

Container Type: 1 Liter Summa Canister

Surrogates	%Recovery	Method Limits
Toluene-d8	102	70-130
1,2-Dichloroethane-d4	99	70-130
4-Bromofluorobenzene	93	70-130

eurofins | Air Toxics

Client Sample ID: 13J0685-03

Lab ID#: 1310557-03A

EPA METHOD TO-15 GC/MS FULL SCAN

File Name:	**17110822**	**Date of Collection:**	**10/23/13 10:34:00 A**
Dil. Factor:	**13.6**	**Date of Analysis:**	**11/8/13 08:19 PM**

Compound	Rpt. Limit (ppbv)	Amount (ppbv)	Rpt. Limit (ug/m3)	Amount (ug/m3)
Freon 12	6.8	10	34	50
Freon 114	6.8	Not Detected	48	Not Detected
Chloromethane	68	Not Detected	140	Not Detected
Vinyl Chloride	6.8	Not Detected	17	Not Detected
1,3-Butadiene	6.8	Not Detected	15	Not Detected
Bromomethane	68	Not Detected	260	Not Detected
Chloroethane	27	Not Detected	72	Not Detected
Freon 11	6.8	430	38	2400
Ethanol	27	Not Detected	51	Not Detected
Freon 113	6.8	28	52	210
1,1-Dichloroethene	6.8	8.6	27	34
Acetone	68	Not Detected	160	Not Detected
2-Propanol	27	Not Detected	67	Not Detected
Carbon Disulfide	27	32	85	100
3-Chloropropene	27	Not Detected	85	Not Detected
Methylene Chloride	68	Not Detected	240	Not Detected
Methyl tert-butyl ether	6.8	Not Detected	24	Not Detected
trans-1,2-Dichloroethene	6.8	Not Detected	27	Not Detected
Hexane	6.8	Not Detected	24	Not Detected
1,1-Dichloroethane	6.8	Not Detected	28	Not Detected
2-Butanone (Methyl Ethyl Ketone)	27	Not Detected	80	Not Detected
cis-1,2-Dichloroethene	6.8	Not Detected	27	Not Detected
Tetrahydrofuran	6.8	Not Detected	20	Not Detected
Chloroform	6.8	1600	33	7800
1,1,1-Trichloroethane	6.8	Not Detected	37	Not Detected
Cyclohexane	6.8	Not Detected	23	Not Detected
Carbon Tetrachloride	6.8	53	43	330
2,2,4-Trimethylpentane	6.8	Not Detected	32	Not Detected
Benzene	6.8	Not Detected	22	Not Detected
1,2-Dichloroethane	6.8	18	28	72
Heptane	6.8	Not Detected	28	Not Detected
Trichloroethene	6.8	70	36	380
1,2-Dichloropropane	6.8	Not Detected	31	Not Detected
1,4-Dioxane	27	Not Detected	98	Not Detected
Bromodichloromethane	6.8	Not Detected	46	Not Detected
cis-1,3-Dichloropropene	6.8	Not Detected	31	Not Detected
4-Methyl-2-pentanone	6.8	Not Detected	28	Not Detected
Toluene	6.8	Not Detected	26	Not Detected
trans-1,3-Dichloropropene	6.8	Not Detected	31	Not Detected
1,1,2-Trichloroethane	6.8	Not Detected	37	Not Detected
Tetrachloroethene	6.8	35	46	240
2-Hexanone	27	Not Detected	110	Not Detected

eurofins | Air Toxics

Client Sample ID: 13J0685-03

Lab ID#: 1310557-03A

EPA METHOD TO-15 GC/MS FULL SCAN

File Name:	**17110822**	**Date of Collection:**	**10/23/13 10:34:00 A**
Dil. Factor:	**13.6**	**Date of Analysis:**	**11/8/13 08:19 PM**

Compound	Rpt. Limit (ppbv)	Amount (ppbv)	Rpt. Limit (ug/m3)	Amount (ug/m3)
Dibromochloromethane	6.8	Not Detected	58	Not Detected
1,2-Dibromoethane (EDB)	6.8	Not Detected	52	Not Detected
Chlorobenzene	6.8	Not Detected	31	Not Detected
Ethyl Benzene	6.8	Not Detected	30	Not Detected
m,p-Xylene	6.8	Not Detected	30	Not Detected
o-Xylene	6.8	Not Detected	30	Not Detected
Styrene	6.8	Not Detected	29	Not Detected
Bromoform	6.8	Not Detected	70	Not Detected
Cumene	6.8	Not Detected	33	Not Detected
1,1,2,2-Tetrachloroethane	6.8	Not Detected	47	Not Detected
Propylbenzene	6.8	Not Detected	33	Not Detected
4-Ethyltoluene	6.8	Not Detected	33	Not Detected
1,3,5-Trimethylbenzene	6.8	Not Detected	33	Not Detected
1,2,4-Trimethylbenzene	6.8	Not Detected	33	Not Detected
1,3-Dichlorobenzene	6.8	Not Detected	41	Not Detected
1,4-Dichlorobenzene	6.8	Not Detected	41	Not Detected
alpha-Chlorotoluene	6.8	Not Detected	35	Not Detected
1,2-Dichlorobenzene	6.8	Not Detected	41	Not Detected
1,2,4-Trichlorobenzene	27	Not Detected	200	Not Detected
Hexachlorobutadiene	27	Not Detected	290	Not Detected

Container Type: 1 Liter Summa Canister

Surrogates	%Recovery	Method Limits
Toluene-d8	101	70-130
1,2-Dichloroethane-d4	100	70-130
4-Bromofluorobenzene	100	70-130

eurofins | Air Toxics

Client Sample ID: 13J0685-04

Lab ID#: 1310557-04A

EPA METHOD TO-15 GC/MS

File Name:	**14111124**	**Date of Collection:**	**10/23/13 10:03:00 A**
Dil. Factor:	**15.7**	**Date of Analysis:**	**11/12/13 06:40 AM**

Compound	Rpt. Limit (ppbv)	Amount (ppbv)	Rpt. Limit (ug/m3)	Amount (ug/m3)
Freon 12	78	2200	390	11000
Freon 114	78	Not Detected	550	Not Detected
Chloromethane	310	Not Detected	650	Not Detected
Vinyl Chloride	78	Not Detected	200	Not Detected
1,3-Butadiene	78	Not Detected	170	Not Detected
Bromomethane	78	Not Detected	300	Not Detected
Chloroethane	310	Not Detected	830	Not Detected
Freon 11	78	48000	440	270000
Ethanol	310	Not Detected	590	Not Detected
Freon 113	78	1500	600	11000
1,1-Dichloroethene	78	220	310	880
Acetone	310	Not Detected	740	Not Detected
2-Propanol	310	Not Detected	770	Not Detected
Carbon Disulfide	78	Not Detected	240	Not Detected
3-Chloropropene	310	Not Detected	980	Not Detected
Methylene Chloride	78	230	270	800
Methyl tert-butyl ether	78	Not Detected	280	Not Detected
trans-1,2-Dichloroethene	78	Not Detected	310	Not Detected
Hexane	78	Not Detected	280	Not Detected
1,1-Dichloroethane	78	Not Detected	320	Not Detected
2-Butanone (Methyl Ethyl Ketone)	310	Not Detected	920	Not Detected
cis-1,2-Dichloroethene	78	Not Detected	310	Not Detected
Tetrahydrofuran	78	81	230	240
Chloroform	78	39000	380	190000
1,1,1-Trichloroethane	78	Not Detected	430	Not Detected
Cyclohexane	78	Not Detected	270	Not Detected
Carbon Tetrachloride	78	2000	490	12000
2,2,4-Trimethylpentane	78	Not Detected	370	Not Detected
Benzene	78	Not Detected	250	Not Detected
1,2-Dichloroethane	78	Not Detected	320	Not Detected
Heptane	78	Not Detected	320	Not Detected
Trichloroethene	78	1800	420	9700
1,2-Dichloropropane	78	Not Detected	360	Not Detected
1,4-Dioxane	310	Not Detected	1100	Not Detected
Bromodichloromethane	78	Not Detected	520	Not Detected
cis-1,3-Dichloropropene	78	Not Detected	360	Not Detected
4-Methyl-2-pentanone	78	Not Detected	320	Not Detected
Toluene	78	Not Detected	300	Not Detected
trans-1,3-Dichloropropene	78	Not Detected	360	Not Detected
1,1,2-Trichloroethane	78	Not Detected	430	Not Detected
Tetrachloroethene	78	180	530	1200
2-Hexanone	310	Not Detected	1300	Not Detected

eurofins | Air Toxics

Client Sample ID: 13J0685-04

Lab ID#: 1310557-04A

EPA METHOD TO-15 GC/MS

File Name:	**14111124**	**Date of Collection:**	**10/23/13 10:03:00 A**
Dil. Factor:	**15.7**	**Date of Analysis:**	**11/12/13 06:40 AM**

Compound	Rpt. Limit (ppbv)	Amount (ppbv)	Rpt. Limit (ug/m3)	Amount (ug/m3)
Dibromochloromethane	78	Not Detected	670	Not Detected
1,2-Dibromoethane (EDB)	78	Not Detected	600	Not Detected
Chlorobenzene	78	Not Detected	360	Not Detected
Ethyl Benzene	78	Not Detected	340	Not Detected
m,p-Xylene	78	Not Detected	340	Not Detected
o-Xylene	78	Not Detected	340	Not Detected
Styrene	78	Not Detected	330	Not Detected
Bromoform	78	Not Detected	810	Not Detected
Cumene	78	Not Detected	380	Not Detected
1,1,2,2-Tetrachloroethane	78	Not Detected	540	Not Detected
Propylbenzene	78	Not Detected	380	Not Detected
4-Ethyltoluene	78	Not Detected	380	Not Detected
1,3,5-Trimethylbenzene	78	Not Detected	380	Not Detected
1,2,4-Trimethylbenzene	78	Not Detected	380	Not Detected
1,3-Dichlorobenzene	78	Not Detected	470	Not Detected
1,4-Dichlorobenzene	78	Not Detected	470	Not Detected
alpha-Chlorotoluene	78	Not Detected	410	Not Detected
1,2-Dichlorobenzene	78	Not Detected	470	Not Detected
1,2,4-Trichlorobenzene	310	Not Detected	2300	Not Detected
Hexachlorobutadiene	310	Not Detected	3300	Not Detected

Container Type: 1 Liter Summa Canister

Surrogates	%Recovery	Method Limits
1,2-Dichloroethane-d4	106	70-130
Toluene-d8	98	70-130
4-Bromofluorobenzene	96	70-130

eurofins | Air Toxics

Client Sample ID: 13J0685-05

Lab ID#: 1310557-05A

EPA METHOD TO-15 GC/MS

File Name:	**14111125**	**Date of Collection:**	**10/23/13 9:52:00 AM**
Dil. Factor:	**13.2**	**Date of Analysis:**	**11/12/13 07:13 AM**

Compound	Rpt. Limit (ppbv)	Amount (ppbv)	Rpt. Limit (ug/m3)	Amount (ug/m3)
Freon 12	66	780	330	3900
Freon 114	66	Not Detected	460	Not Detected
Chloromethane	260	Not Detected	540	Not Detected
Vinyl Chloride	66	Not Detected	170	Not Detected
1,3-Butadiene	66	Not Detected	150	Not Detected
Bromomethane	66	Not Detected	260	Not Detected
Chloroethane	260	Not Detected	700	Not Detected
Freon 11	66	12000	370	66000
Ethanol	260	Not Detected	500	Not Detected
Freon 113	66	340	500	2600
1,1-Dichloroethene	66	Not Detected	260	Not Detected
Acetone	260	Not Detected	630	Not Detected
2-Propanol	260	Not Detected	650	Not Detected
Carbon Disulfide	66	Not Detected	200	Not Detected
3-Chloropropene	260	Not Detected	830	Not Detected
Methylene Chloride	66	Not Detected	230	Not Detected
Methyl tert-butyl ether	66	Not Detected	240	Not Detected
trans-1,2-Dichloroethene	66	Not Detected	260	Not Detected
Hexane	66	Not Detected	230	Not Detected
1,1-Dichloroethane	66	Not Detected	270	Not Detected
2-Butanone (Methyl Ethyl Ketone)	260	Not Detected	780	Not Detected
cis-1,2-Dichloroethene	66	Not Detected	260	Not Detected
Tetrahydrofuran	66	Not Detected	190	Not Detected
Chloroform	66	40000	320	190000
1,1,1-Trichloroethane	66	Not Detected	360	Not Detected
Cyclohexane	66	Not Detected	230	Not Detected
Carbon Tetrachloride	66	760	420	4800
2,2,4-Trimethylpentane	66	Not Detected	310	Not Detected
Benzene	66	Not Detected	210	Not Detected
1,2-Dichloroethane	66	68	270	270
Heptane	66	Not Detected	270	Not Detected
Trichloroethene	66	1000	350	5700
1,2-Dichloropropane	66	Not Detected	300	Not Detected
1,4-Dioxane	260	Not Detected	950	Not Detected
Bromodichloromethane	66	Not Detected	440	Not Detected
cis-1,3-Dichloropropene	66	Not Detected	300	Not Detected
4-Methyl-2-pentanone	66	Not Detected	270	Not Detected
Toluene	66	Not Detected	250	Not Detected
trans-1,3-Dichloropropene	66	Not Detected	300	Not Detected
1,1,2-Trichloroethane	66	Not Detected	360	Not Detected
Tetrachloroethene	66	140	450	930
2-Hexanone	260	Not Detected	1100	Not Detected

eurofins | Air Toxics

Client Sample ID: 13J0685-05

Lab ID#: 1310557-05A

EPA METHOD TO-15 GC/MS

File Name:	**14111125**	**Date of Collection:**	**10/23/13 9:52:00 AM**
Dil. Factor:	**13.2**	**Date of Analysis:**	**11/12/13 07:13 AM**

Compound	Rpt. Limit (ppbv)	Amount (ppbv)	Rpt. Limit (ug/m3)	Amount (ug/m3)
Dibromochloromethane	66	Not Detected	560	Not Detected
1,2-Dibromoethane (EDB)	66	Not Detected	510	Not Detected
Chlorobenzene	66	Not Detected	300	Not Detected
Ethyl Benzene	66	Not Detected	290	Not Detected
m,p-Xylene	66	Not Detected	290	Not Detected
o-Xylene	66	Not Detected	290	Not Detected
Styrene	66	Not Detected	280	Not Detected
Bromoform	66	Not Detected	680	Not Detected
Cumene	66	Not Detected	320	Not Detected
1,1,2,2-Tetrachloroethane	66	Not Detected	450	Not Detected
Propylbenzene	66	Not Detected	320	Not Detected
4-Ethyltoluene	66	Not Detected	320	Not Detected
1,3,5-Trimethylbenzene	66	Not Detected	320	Not Detected
1,2,4-Trimethylbenzene	66	Not Detected	320	Not Detected
1,3-Dichlorobenzene	66	Not Detected	400	Not Detected
1,4-Dichlorobenzene	66	Not Detected	400	Not Detected
alpha-Chlorotoluene	66	Not Detected	340	Not Detected
1,2-Dichlorobenzene	66	Not Detected	400	Not Detected
1,2,4-Trichlorobenzene	260	Not Detected	2000	Not Detected
Hexachlorobutadiene	260	Not Detected	2800	Not Detected

Container Type: 1 Liter Summa Canister

Surrogates	%Recovery	Method Limits
1,2-Dichloroethane-d4	105	70-130
Toluene-d8	98	70-130
4-Bromofluorobenzene	92	70-130

eurofins | Air Toxics

Client Sample ID: 13J0685-06

Lab ID#: 1310557-06A

EPA METHOD TO-15 GC/MS

File Name:	**14111126**	**Date of Collection:**	**10/23/13 10:17:00 A**
Dil. Factor:	**10.6**	**Date of Analysis:**	**11/12/13 07:39 AM**

Compound	Rpt. Limit (ppbv)	Amount (ppbv)	Rpt. Limit (ug/m3)	Amount (ug/m3)
Freon 12	53	1100	260	5300
Freon 114	53	Not Detected	370	Not Detected
Chloromethane	210	Not Detected	440	Not Detected
Vinyl Chloride	53	Not Detected	140	Not Detected
1,3-Butadiene	53	Not Detected	120	Not Detected
Bromomethane	53	Not Detected	200	Not Detected
Chloroethane	210	Not Detected	560	Not Detected
Freon 11	53	33000	300	180000
Ethanol	210	Not Detected	400	Not Detected
Freon 113	53	870	410	6700
1,1-Dichloroethene	53	150	210	600
Acetone	210	Not Detected	500	Not Detected
2-Propanol	210	Not Detected	520	Not Detected
Carbon Disulfide	53	Not Detected	160	Not Detected
3-Chloropropene	210	Not Detected	660	Not Detected
Methylene Chloride	53	58	180	200
Methyl tert-butyl ether	53	Not Detected	190	Not Detected
trans-1,2-Dichloroethene	53	Not Detected	210	Not Detected
Hexane	53	Not Detected	190	Not Detected
1,1-Dichloroethane	53	Not Detected	210	Not Detected
2-Butanone (Methyl Ethyl Ketone)	210	Not Detected	620	Not Detected
cis-1,2-Dichloroethene	53	Not Detected	210	Not Detected
Tetrahydrofuran	53	Not Detected	160	Not Detected
Chloroform	53	5100	260	25000
1,1,1-Trichloroethane	53	Not Detected	290	Not Detected
Cyclohexane	53	Not Detected	180	Not Detected
Carbon Tetrachloride	53	970	330	6100
2,2,4-Trimethylpentane	53	Not Detected	250	Not Detected
Benzene	53	Not Detected	170	Not Detected
1,2-Dichloroethane	53	Not Detected	210	Not Detected
Heptane	53	Not Detected	220	Not Detected
Trichloroethene	53	680	280	3600
1,2-Dichloropropane	53	Not Detected	240	Not Detected
1,4-Dioxane	210	Not Detected	760	Not Detected
Bromodichloromethane	53	Not Detected	360	Not Detected
cis-1,3-Dichloropropene	53	Not Detected	240	Not Detected
4-Methyl-2-pentanone	53	Not Detected	220	Not Detected
Toluene	53	Not Detected	200	Not Detected
trans-1,3-Dichloropropene	53	Not Detected	240	Not Detected
1,1,2-Trichloroethane	53	Not Detected	290	Not Detected
Tetrachloroethene	53	95	360	650
2-Hexanone	210	Not Detected	870	Not Detected

eurofins | Air Toxics

Client Sample ID: 13J0685-06

Lab ID#: 1310557-06A

EPA METHOD TO-15 GC/MS

File Name:	**14111126**	**Date of Collection:**	**10/23/13 10:17:00 A**
Dil. Factor:	**10.6**	**Date of Analysis:**	**11/12/13 07:39 AM**

Compound	Rpt. Limit (ppbv)	Amount (ppbv)	Rpt. Limit (ug/m3)	Amount (ug/m3)
Dibromochloromethane	53	Not Detected	450	Not Detected
1,2-Dibromoethane (EDB)	53	Not Detected	410	Not Detected
Chlorobenzene	53	Not Detected	240	Not Detected
Ethyl Benzene	53	Not Detected	230	Not Detected
m,p-Xylene	53	Not Detected	230	Not Detected
o-Xylene	53	Not Detected	230	Not Detected
Styrene	53	Not Detected	220	Not Detected
Bromoform	53	Not Detected	550	Not Detected
Cumene	53	Not Detected	260	Not Detected
1,1,2,2-Tetrachloroethane	53	Not Detected	360	Not Detected
Propylbenzene	53	Not Detected	260	Not Detected
4-Ethyltoluene	53	Not Detected	260	Not Detected
1,3,5-Trimethylbenzene	53	Not Detected	260	Not Detected
1,2,4-Trimethylbenzene	53	Not Detected	260	Not Detected
1,3-Dichlorobenzene	53	Not Detected	320	Not Detected
1,4-Dichlorobenzene	53	Not Detected	320	Not Detected
alpha-Chlorotoluene	53	Not Detected	270	Not Detected
1,2-Dichlorobenzene	53	Not Detected	320	Not Detected
1,2,4-Trichlorobenzene	210	Not Detected	1600	Not Detected
Hexachlorobutadiene	210	Not Detected	2300	Not Detected

Container Type: 1 Liter Summa Canister

Surrogates	%Recovery	Method Limits
1,2-Dichloroethane-d4	104	70-130
Toluene-d8	98	70-130
4-Bromofluorobenzene	92	70-130

eurofins | Air Toxics

Client Sample ID: 13J0685-07

Lab ID#: 1310557-07A

EPA METHOD TO-15 GC/MS FULL SCAN

File Name:	**17110821**	**Date of Collection:**	**10/23/13 9:24:00 AM**
Dil. Factor:	**2.76**	**Date of Analysis:**	**11/8/13 07:58 PM**

Compound	Rpt. Limit (ppbv)	Amount (ppbv)	Rpt. Limit (ug/m3)	Amount (ug/m3)
Freon 12	1.4	Not Detected	6.8	Not Detected
Freon 114	1.4	Not Detected	9.6	Not Detected
Chloromethane	14	Not Detected	28	Not Detected
Vinyl Chloride	1.4	Not Detected	3.5	Not Detected
1,3-Butadiene	1.4	Not Detected	3.0	Not Detected
Bromomethane	14	Not Detected	54	Not Detected
Chloroethane	5.5	Not Detected	14	Not Detected
Freon 11	1.4	Not Detected	7.8	Not Detected
Ethanol	5.5	Not Detected	10	Not Detected
Freon 113	1.4	Not Detected	10	Not Detected
1,1-Dichloroethene	1.4	Not Detected	5.5	Not Detected
Acetone	14	Not Detected	33	Not Detected
2-Propanol	5.5	Not Detected	14	Not Detected
Carbon Disulfide	5.5	Not Detected	17	Not Detected
3-Chloropropene	5.5	Not Detected	17	Not Detected
Methylene Chloride	14	Not Detected	48	Not Detected
Methyl tert-butyl ether	1.4	Not Detected	5.0	Not Detected
trans-1,2-Dichloroethene	1.4	Not Detected	5.5	Not Detected
Hexane	1.4	Not Detected	4.9	Not Detected
1,1-Dichloroethane	1.4	Not Detected	5.6	Not Detected
2-Butanone (Methyl Ethyl Ketone)	5.5	Not Detected	16	Not Detected
cis-1,2-Dichloroethene	1.4	Not Detected	5.5	Not Detected
Tetrahydrofuran	1.4	Not Detected	4.1	Not Detected
Chloroform	1.4	Not Detected	6.7	Not Detected
1,1,1-Trichloroethane	1.4	Not Detected	7.5	Not Detected
Cyclohexane	1.4	Not Detected	4.8	Not Detected
Carbon Tetrachloride	1.4	Not Detected	8.7	Not Detected
2,2,4-Trimethylpentane	1.4	Not Detected	6.4	Not Detected
Benzene	1.4	Not Detected	4.4	Not Detected
1,2-Dichloroethane	1.4	Not Detected	5.6	Not Detected
Heptane	1.4	Not Detected	5.6	Not Detected
Trichloroethene	1.4	Not Detected	7.4	Not Detected
1,2-Dichloropropane	1.4	Not Detected	6.4	Not Detected
1,4-Dioxane	5.5	Not Detected	20	Not Detected
Bromodichloromethane	1.4	Not Detected	9.2	Not Detected
cis-1,3-Dichloropropene	1.4	Not Detected	6.3	Not Detected
4-Methyl-2-pentanone	1.4	Not Detected	5.6	Not Detected
Toluene	1.4	Not Detected	5.2	Not Detected
trans-1,3-Dichloropropene	1.4	Not Detected	6.3	Not Detected
1,1,2-Trichloroethane	1.4	Not Detected	7.5	Not Detected
Tetrachloroethene	1.4	Not Detected	9.4	Not Detected
2-Hexanone	5.5	Not Detected	23	Not Detected

eurofins | Air Toxics

Client Sample ID: 13J0685-07

Lab ID#: 1310557-07A

EPA METHOD TO-15 GC/MS FULL SCAN

File Name:	**17110821**	**Date of Collection:**	**10/23/13 9:24:00 AM**
Dil. Factor:	**2.76**	**Date of Analysis:**	**11/8/13 07:58 PM**

Compound	Rpt. Limit (ppbv)	Amount (ppbv)	Rpt. Limit (ug/m3)	Amount (ug/m3)
Dibromochloromethane	1.4	Not Detected	12	Not Detected
1,2-Dibromoethane (EDB)	1.4	Not Detected	11	Not Detected
Chlorobenzene	1.4	Not Detected	6.4	Not Detected
Ethyl Benzene	1.4	Not Detected	6.0	Not Detected
m,p-Xylene	1.4	Not Detected	6.0	Not Detected
o-Xylene	1.4	Not Detected	6.0	Not Detected
Styrene	1.4	Not Detected	5.9	Not Detected
Bromoform	1.4	Not Detected	14	Not Detected
Cumene	1.4	Not Detected	6.8	Not Detected
1,1,2,2-Tetrachloroethane	1.4	Not Detected	9.5	Not Detected
Propylbenzene	1.4	Not Detected	6.8	Not Detected
4-Ethyltoluene	1.4	Not Detected	6.8	Not Detected
1,3,5-Trimethylbenzene	1.4	Not Detected	6.8	Not Detected
1,2,4-Trimethylbenzene	1.4	Not Detected	6.8	Not Detected
1,3-Dichlorobenzene	1.4	Not Detected	8.3	Not Detected
1,4-Dichlorobenzene	1.4	Not Detected	8.3	Not Detected
alpha-Chlorotoluene	1.4	Not Detected	7.1	Not Detected
1,2-Dichlorobenzene	1.4	Not Detected	8.3	Not Detected
1,2,4-Trichlorobenzene	5.5	Not Detected	41	Not Detected
Hexachlorobutadiene	5.5	Not Detected	59	Not Detected

Container Type: 1 Liter Summa Canister

Surrogates	%Recovery	Method Limits
Toluene-d8	102	70-130
1,2-Dichloroethane-d4	102	70-130
4-Bromofluorobenzene	98	70-130

eurofins | Air Toxics

Client Sample ID: 13J0685-08

Lab ID#: 1310557-08A

EPA METHOD TO-15 GC/MS FULL SCAN

File Name:	**17110820**	**Date of Collection:**	**10/23/13 9:24:00 AM**
Dil. Factor:	**2.48**	**Date of Analysis:**	**11/8/13 07:37 PM**

Compound	Rpt. Limit (ppbv)	Amount (ppbv)	Rpt. Limit (ug/m3)	Amount (ug/m3)
Freon 12	1.2	Not Detected	6.1	Not Detected
Freon 114	1.2	Not Detected	8.7	Not Detected
Chloromethane	12	Not Detected	26	Not Detected
Vinyl Chloride	1.2	Not Detected	3.2	Not Detected
1,3-Butadiene	1.2	Not Detected	2.7	Not Detected
Bromomethane	12	Not Detected	48	Not Detected
Chloroethane	5.0	Not Detected	13	Not Detected
Freon 11	1.2	Not Detected	7.0	Not Detected
Ethanol	5.0	Not Detected	9.3	Not Detected
Freon 113	1.2	Not Detected	9.5	Not Detected
1,1-Dichloroethene	1.2	Not Detected	4.9	Not Detected
Acetone	12	Not Detected	29	Not Detected
2-Propanol	5.0	Not Detected	12	Not Detected
Carbon Disulfide	5.0	Not Detected	15	Not Detected
3-Chloropropene	5.0	Not Detected	16	Not Detected
Methylene Chloride	12	Not Detected	43	Not Detected
Methyl tert-butyl ether	1.2	Not Detected	4.5	Not Detected
trans-1,2-Dichloroethene	1.2	Not Detected	4.9	Not Detected
Hexane	1.2	Not Detected	4.4	Not Detected
1,1-Dichloroethane	1.2	Not Detected	5.0	Not Detected
2-Butanone (Methyl Ethyl Ketone)	5.0	Not Detected	15	Not Detected
cis-1,2-Dichloroethene	1.2	Not Detected	4.9	Not Detected
Tetrahydrofuran	1.2	Not Detected	3.6	Not Detected
Chloroform	1.2	Not Detected	6.0	Not Detected
1,1,1-Trichloroethane	1.2	Not Detected	6.8	Not Detected
Cyclohexane	1.2	Not Detected	4.3	Not Detected
Carbon Tetrachloride	1.2	Not Detected	7.8	Not Detected
2,2,4-Trimethylpentane	1.2	Not Detected	5.8	Not Detected
Benzene	1.2	Not Detected	4.0	Not Detected
1,2-Dichloroethane	1.2	Not Detected	5.0	Not Detected
Heptane	1.2	Not Detected	5.1	Not Detected
Trichloroethene	1.2	Not Detected	6.7	Not Detected
1,2-Dichloropropane	1.2	Not Detected	5.7	Not Detected
1,4-Dioxane	5.0	Not Detected	18	Not Detected
Bromodichloromethane	1.2	Not Detected	8.3	Not Detected
cis-1,3-Dichloropropene	1.2	Not Detected	5.6	Not Detected
4-Methyl-2-pentanone	1.2	Not Detected	5.1	Not Detected
Toluene	1.2	Not Detected	4.7	Not Detected
trans-1,3-Dichloropropene	1.2	Not Detected	5.6	Not Detected
1,1,2-Trichloroethane	1.2	Not Detected	6.8	Not Detected
Tetrachloroethene	1.2	Not Detected	8.4	Not Detected
2-Hexanone	5.0	Not Detected	20	Not Detected

eurofins | Air Toxics

Client Sample ID: 13J0685-08

Lab ID#: 1310557-08A

EPA METHOD TO-15 GC/MS FULL SCAN

File Name:	**17110820**	**Date of Collection:**	**10/23/13 9:24:00 AM**
Dil. Factor:	**2.48**	**Date of Analysis:**	**11/8/13 07:37 PM**

Compound	Rpt. Limit (ppbv)	Amount (ppbv)	Rpt. Limit (ug/m3)	Amount (ug/m3)
Dibromochloromethane	1.2	Not Detected	10	Not Detected
1,2-Dibromoethane (EDB)	1.2	Not Detected	9.5	Not Detected
Chlorobenzene	1.2	Not Detected	5.7	Not Detected
Ethyl Benzene	1.2	Not Detected	5.4	Not Detected
m,p-Xylene	1.2	Not Detected	5.4	Not Detected
o-Xylene	1.2	Not Detected	5.4	Not Detected
Styrene	1.2	Not Detected	5.3	Not Detected
Bromoform	1.2	Not Detected	13	Not Detected
Cumene	1.2	Not Detected	6.1	Not Detected
1,1,2,2-Tetrachloroethane	1.2	Not Detected	8.5	Not Detected
Propylbenzene	1.2	Not Detected	6.1	Not Detected
4-Ethyltoluene	1.2	Not Detected	6.1	Not Detected
1,3,5-Trimethylbenzene	1.2	Not Detected	6.1	Not Detected
1,2,4-Trimethylbenzene	1.2	Not Detected	6.1	Not Detected
1,3-Dichlorobenzene	1.2	Not Detected	7.4	Not Detected
1,4-Dichlorobenzene	1.2	Not Detected	7.4	Not Detected
alpha-Chlorotoluene	1.2	Not Detected	6.4	Not Detected
1,2-Dichlorobenzene	1.2	Not Detected	7.4	Not Detected
1,2,4-Trichlorobenzene	5.0	Not Detected	37	Not Detected
Hexachlorobutadiene	5.0	Not Detected	53	Not Detected

Container Type: 1 Liter Summa Canister

Surrogates	%Recovery	Method Limits
Toluene-d8	102	70-130
1,2-Dichloroethane-d4	99	70-130
4-Bromofluorobenzene	94	70-130

eurofins | Air Toxics

Client Sample ID: Lab Blank

Lab ID#: 1310557-09A

EPA METHOD TO-15 GC/MS FULL SCAN

File Name:	**17110806**	**Date of Collection: NA**	
Dil. Factor:	**1.00**	**Date of Analysis: 11/8/13 11:42 AM**	

Compound	Rpt. Limit (ppbv)	Amount (ppbv)	Rpt. Limit (ug/m3)	Amount (ug/m3)
Freon 12	0.50	Not Detected	2.5	Not Detected
Freon 114	0.50	Not Detected	3.5	Not Detected
Chloromethane	5.0	Not Detected	10	Not Detected
Vinyl Chloride	0.50	Not Detected	1.3	Not Detected
1,3-Butadiene	0.50	Not Detected	1.1	Not Detected
Bromomethane	5.0	Not Detected	19	Not Detected
Chloroethane	2.0	Not Detected	5.3	Not Detected
Freon 11	0.50	Not Detected	2.8	Not Detected
Ethanol	2.0	Not Detected	3.8	Not Detected
Freon 113	0.50	Not Detected	3.8	Not Detected
1,1-Dichloroethene	0.50	Not Detected	2.0	Not Detected
Acetone	5.0	Not Detected	12	Not Detected
2-Propanol	2.0	Not Detected	4.9	Not Detected
Carbon Disulfide	2.0	Not Detected	6.2	Not Detected
3-Chloropropene	2.0	Not Detected	6.3	Not Detected
Methylene Chloride	5.0	Not Detected	17	Not Detected
Methyl tert-butyl ether	0.50	Not Detected	1.8	Not Detected
trans-1,2-Dichloroethene	0.50	Not Detected	2.0	Not Detected
Hexane	0.50	Not Detected	1.8	Not Detected
1,1-Dichloroethane	0.50	Not Detected	2.0	Not Detected
2-Butanone (Methyl Ethyl Ketone)	2.0	Not Detected	5.9	Not Detected
cis-1,2-Dichloroethene	0.50	Not Detected	2.0	Not Detected
Tetrahydrofuran	0.50	Not Detected	1.5	Not Detected
Chloroform	0.50	Not Detected	2.4	Not Detected
1,1,1-Trichloroethane	0.50	Not Detected	2.7	Not Detected
Cyclohexane	0.50	Not Detected	1.7	Not Detected
Carbon Tetrachloride	0.50	Not Detected	3.1	Not Detected
2,2,4-Trimethylpentane	0.50	Not Detected	2.3	Not Detected
Benzene	0.50	Not Detected	1.6	Not Detected
1,2-Dichloroethane	0.50	Not Detected	2.0	Not Detected
Heptane	0.50	Not Detected	2.0	Not Detected
Trichloroethene	0.50	Not Detected	2.7	Not Detected
1,2-Dichloropropane	0.50	Not Detected	2.3	Not Detected
1,4-Dioxane	2.0	Not Detected	7.2	Not Detected
Bromodichloromethane	0.50	Not Detected	3.4	Not Detected
cis-1,3-Dichloropropene	0.50	Not Detected	2.3	Not Detected
4-Methyl-2-pentanone	0.50	Not Detected	2.0	Not Detected
Toluene	0.50	Not Detected	1.9	Not Detected
trans-1,3-Dichloropropene	0.50	Not Detected	2.3	Not Detected
1,1,2-Trichloroethane	0.50	Not Detected	2.7	Not Detected
Tetrachloroethene	0.50	Not Detected	3.4	Not Detected
2-Hexanone	2.0	Not Detected	8.2	Not Detected

eurofins | Air Toxics

Client Sample ID: Lab Blank

Lab ID#: 1310557-09A

EPA METHOD TO-15 GC/MS FULL SCAN

File Name:	**17110806**	**Date of Collection: NA**	
Dil. Factor:	**1.00**	**Date of Analysis: 11/8/13 11:42 AM**	

Compound	Rpt. Limit (ppbv)	Amount (ppbv)	Rpt. Limit (ug/m3)	Amount (ug/m3)
Dibromochloromethane	0.50	Not Detected	4.2	Not Detected
1,2-Dibromoethane (EDB)	0.50	Not Detected	3.8	Not Detected
Chlorobenzene	0.50	Not Detected	2.3	Not Detected
Ethyl Benzene	0.50	Not Detected	2.2	Not Detected
m,p-Xylene	0.50	Not Detected	2.2	Not Detected
o-Xylene	0.50	Not Detected	2.2	Not Detected
Styrene	0.50	Not Detected	2.1	Not Detected
Bromoform	0.50	Not Detected	5.2	Not Detected
Cumene	0.50	Not Detected	2.4	Not Detected
1,1,2,2-Tetrachloroethane	0.50	Not Detected	3.4	Not Detected
Propylbenzene	0.50	Not Detected	2.4	Not Detected
4-Ethyltoluene	0.50	Not Detected	2.4	Not Detected
1,3,5-Trimethylbenzene	0.50	Not Detected	2.4	Not Detected
1,2,4-Trimethylbenzene	0.50	Not Detected	2.4	Not Detected
1,3-Dichlorobenzene	0.50	Not Detected	3.0	Not Detected
1,4-Dichlorobenzene	0.50	Not Detected	3.0	Not Detected
alpha-Chlorotoluene	0.50	Not Detected	2.6	Not Detected
1,2-Dichlorobenzene	0.50	Not Detected	3.0	Not Detected
1,2,4-Trichlorobenzene	2.0	Not Detected	15	Not Detected
Hexachlorobutadiene	2.0	Not Detected	21	Not Detected

Container Type: NA - Not Applicable

Surrogates	%Recovery	Method Limits
Toluene-d8	100	70-130
1,2-Dichloroethane-d4	96	70-130
4-Bromofluorobenzene	100	70-130

eurofins | Air Toxics

Client Sample ID: Lab Blank

Lab ID#: 1310557-09B

EPA METHOD TO-15 GC/MS

File Name:	**14111107**	**Date of Collection: NA**	
Dil. Factor:	**1.00**	**Date of Analysis: 11/11/13 01:18 PM**	

Compound	Rpt. Limit (ppbv)	Amount (ppbv)	Rpt. Limit (ug/m3)	Amount (ug/m3)
Freon 12	5.0	Not Detected	25	Not Detected
Freon 114	5.0	Not Detected	35	Not Detected
Chloromethane	20	Not Detected	41	Not Detected
Vinyl Chloride	5.0	Not Detected	13	Not Detected
1,3-Butadiene	5.0	Not Detected	11	Not Detected
Bromomethane	5.0	Not Detected	19	Not Detected
Chloroethane	20	Not Detected	53	Not Detected
Freon 11	5.0	Not Detected	28	Not Detected
Ethanol	20	Not Detected	38	Not Detected
Freon 113	5.0	Not Detected	38	Not Detected
1,1-Dichloroethene	5.0	Not Detected	20	Not Detected
Acetone	20	Not Detected	48	Not Detected
2-Propanol	20	Not Detected	49	Not Detected
Carbon Disulfide	5.0	Not Detected	16	Not Detected
3-Chloropropene	20	Not Detected	63	Not Detected
Methylene Chloride	5.0	Not Detected	17	Not Detected
Methyl tert-butyl ether	5.0	Not Detected	18	Not Detected
trans-1,2-Dichloroethene	5.0	Not Detected	20	Not Detected
Hexane	5.0	Not Detected	18	Not Detected
1,1-Dichloroethane	5.0	Not Detected	20	Not Detected
2-Butanone (Methyl Ethyl Ketone)	20	Not Detected	59	Not Detected
cis-1,2-Dichloroethene	5.0	Not Detected	20	Not Detected
Tetrahydrofuran	5.0	Not Detected	15	Not Detected
Chloroform	5.0	Not Detected	24	Not Detected
1,1,1-Trichloroethane	5.0	Not Detected	27	Not Detected
Cyclohexane	5.0	Not Detected	17	Not Detected
Carbon Tetrachloride	5.0	Not Detected	31	Not Detected
2,2,4-Trimethylpentane	5.0	Not Detected	23	Not Detected
Benzene	5.0	Not Detected	16	Not Detected
1,2-Dichloroethane	5.0	Not Detected	20	Not Detected
Heptane	5.0	Not Detected	20	Not Detected
Trichloroethene	5.0	Not Detected	27	Not Detected
1,2-Dichloropropane	5.0	Not Detected	23	Not Detected
1,4-Dioxane	20	Not Detected	72	Not Detected
Bromodichloromethane	5.0	Not Detected	34	Not Detected
cis-1,3-Dichloropropene	5.0	Not Detected	23	Not Detected
4-Methyl-2-pentanone	5.0	Not Detected	20	Not Detected
Toluene	5.0	Not Detected	19	Not Detected
trans-1,3-Dichloropropene	5.0	Not Detected	23	Not Detected
1,1,2-Trichloroethane	5.0	Not Detected	27	Not Detected
Tetrachloroethene	5.0	Not Detected	34	Not Detected
2-Hexanone	20	Not Detected	82	Not Detected

eurofins | Air Toxics

Client Sample ID: Lab Blank

Lab ID#: 1310557-09B

EPA METHOD TO-15 GC/MS

File Name:	**14111107**	**Date of Collection: NA**	
Dil. Factor:	**1.00**	**Date of Analysis: 11/11/13 01:18 PM**	

Compound	Rpt. Limit (ppbv)	Amount (ppbv)	Rpt. Limit (ug/m3)	Amount (ug/m3)
Dibromochloromethane	5.0	Not Detected	42	Not Detected
1,2-Dibromoethane (EDB)	5.0	Not Detected	38	Not Detected
Chlorobenzene	5.0	Not Detected	23	Not Detected
Ethyl Benzene	5.0	Not Detected	22	Not Detected
m,p-Xylene	5.0	Not Detected	22	Not Detected
o-Xylene	5.0	Not Detected	22	Not Detected
Styrene	5.0	Not Detected	21	Not Detected
Bromoform	5.0	Not Detected	52	Not Detected
Cumene	5.0	Not Detected	24	Not Detected
1,1,2,2-Tetrachloroethane	5.0	Not Detected	34	Not Detected
Propylbenzene	5.0	Not Detected	24	Not Detected
4-Ethyltoluene	5.0	Not Detected	24	Not Detected
1,3,5-Trimethylbenzene	5.0	Not Detected	24	Not Detected
1,2,4-Trimethylbenzene	5.0	Not Detected	24	Not Detected
1,3-Dichlorobenzene	5.0	Not Detected	30	Not Detected
1,4-Dichlorobenzene	5.0	Not Detected	30	Not Detected
alpha-Chlorotoluene	5.0	Not Detected	26	Not Detected
1,2-Dichlorobenzene	5.0	Not Detected	30	Not Detected
1,2,4-Trichlorobenzene	20	Not Detected	150	Not Detected
Hexachlorobutadiene	20	Not Detected	210	Not Detected

Container Type: NA - Not Applicable

Surrogates	%Recovery	Method Limits
1,2-Dichloroethane-d4	106	70-130
Toluene-d8	100	70-130
4-Bromofluorobenzene	92	70-130

eurofins | Air Toxics

Client Sample ID: CCV

Lab ID#: 1310557-10A

EPA METHOD TO-15 GC/MS FULL SCAN

File Name:	**17110802**	**Date of Collection: NA**
Dil. Factor:	**1.00**	**Date of Analysis: 11/8/13 09:05 AM**

Compound	%Recovery
Freon 12	95
Freon 114	92
Chloromethane	96
Vinyl Chloride	101
1,3-Butadiene	95
Bromomethane	95
Chloroethane	97
Freon 11	94
Ethanol	91
Freon 113	84
1,1-Dichloroethene	87
Acetone	93
2-Propanol	92
Carbon Disulfide	115
3-Chloropropene	101
Methylene Chloride	88
Methyl tert-butyl ether	89
trans-1,2-Dichloroethene	106
Hexane	93
1,1-Dichloroethane	97
2-Butanone (Methyl Ethyl Ketone)	94
cis-1,2-Dichloroethene	95
Tetrahydrofuran	94
Chloroform	97
1,1,1-Trichloroethane	95
Cyclohexane	93
Carbon Tetrachloride	93
2,2,4-Trimethylpentane	85
Benzene	104
1,2-Dichloroethane	102
Heptane	97
Trichloroethene	101
1,2-Dichloropropane	106
1,4-Dioxane	97
Bromodichloromethane	101
cis-1,3-Dichloropropene	102
4-Methyl-2-pentanone	97
Toluene	103
trans-1,3-Dichloropropene	103
1,1,2-Trichloroethane	105
Tetrachloroethene	99
2-Hexanone	102

eurofins | Air Toxics

Client Sample ID: CCV

Lab ID#: 1310557-10A

EPA METHOD TO-15 GC/MS FULL SCAN

File Name:	**17110802**	**Date of Collection: NA**	
Dil. Factor:	**1.00**	**Date of Analysis: 11/8/13 09:05 AM**	

Compound	**%Recovery**
Dibromochloromethane	100
1,2-Dibromoethane (EDB)	105
Chlorobenzene	105
Ethyl Benzene	104
m,p-Xylene	104
o-Xylene	103
Styrene	116
Bromoform	98
Cumene	101
1,1,2,2-Tetrachloroethane	108
Propylbenzene	91
4-Ethyltoluene	97
1,3,5-Trimethylbenzene	107
1,2,4-Trimethylbenzene	109
1,3-Dichlorobenzene	104
1,4-Dichlorobenzene	105
alpha-Chlorotoluene	100
1,2-Dichlorobenzene	105
1,2,4-Trichlorobenzene	109
Hexachlorobutadiene	108

Container Type: NA - Not Applicable

Surrogates	**%Recovery**	**Method Limits**
Toluene-d8	102	70-130
1,2-Dichloroethane-d4	101	70-130
4-Bromofluorobenzene	96	70-130

eurofins | Air Toxics

Client Sample ID: CCV

Lab ID#: 1310557-10B

EPA METHOD TO-15 GC/MS

File Name:	**14111102**	**Date of Collection: NA**
Dil. Factor:	**1.00**	**Date of Analysis: 11/11/13 10:04 AM**

Compound	%Recovery
Freon 12	102
Freon 114	101
Chloromethane	102
Vinyl Chloride	84
1,3-Butadiene	84
Bromomethane	104
Chloroethane	113
Freon 11	99
Ethanol	126
Freon 113	88
1,1-Dichloroethene	97
Acetone	103
2-Propanol	104
Carbon Disulfide	100
3-Chloropropene	104
Methylene Chloride	98
Methyl tert-butyl ether	100
trans-1,2-Dichloroethene	103
Hexane	100
1,1-Dichloroethane	101
2-Butanone (Methyl Ethyl Ketone)	103
cis-1,2-Dichloroethene	97
Tetrahydrofuran	119
Chloroform	100
1,1,1-Trichloroethane	100
Cyclohexane	99
Carbon Tetrachloride	101
2,2,4-Trimethylpentane	102
Benzene	105
1,2-Dichloroethane	106
Heptane	108
Trichloroethene	103
1,2-Dichloropropane	103
1,4-Dioxane	106
Bromodichloromethane	105
cis-1,3-Dichloropropene	100
4-Methyl-2-pentanone	104
Toluene	104
trans-1,3-Dichloropropene	103
1,1,2-Trichloroethane	110
Tetrachloroethene	105
2-Hexanone	102

eurofins | Air Toxics

Client Sample ID: CCV

Lab ID#: 1310557-10B

EPA METHOD TO-15 GC/MS

File Name:	**14111102**	**Date of Collection: NA**
Dil. Factor:	**1.00**	**Date of Analysis: 11/11/13 10:04 AM**

Compound	**%Recovery**
Dibromochloromethane	110
1,2-Dibromoethane (EDB)	111
Chlorobenzene	105
Ethyl Benzene	108
m,p-Xylene	113
o-Xylene	112
Styrene	120
Bromoform	115
Cumene	118
1,1,2,2-Tetrachloroethane	116
Propylbenzene	119
4-Ethyltoluene	120
1,3,5-Trimethylbenzene	125
1,2,4-Trimethylbenzene	121
1,3-Dichlorobenzene	116
1,4-Dichlorobenzene	116
alpha-Chlorotoluene	133 Q
1,2-Dichlorobenzene	119
1,2,4-Trichlorobenzene	118
Hexachlorobutadiene	118

Q = Exceeds Quality Control limits.

Container Type: NA - Not Applicable

Surrogates	**%Recovery**	**Method Limits**
1,2-Dichloroethane-d4	100	70-130
Toluene-d8	103	70-130
4-Bromofluorobenzene	103	70-130

eurofins | Air Toxics

Client Sample ID: LCS

Lab ID#: 1310557-11A

EPA METHOD TO-15 GC/MS FULL SCAN

File Name:	**17110803**	**Date of Collection: NA**	
Dil. Factor:	**1.00**	**Date of Analysis: 11/8/13 09:41 AM**	

Compound	%Recovery	Method Limits
Freon 12	97	70-130
Freon 114	95	70-130
Chloromethane	99	70-130
Vinyl Chloride	100	70-130
1,3-Butadiene	95	70-130
Bromomethane	95	70-130
Chloroethane	100	70-130
Freon 11	95	70-130
Ethanol	90	70-130
Freon 113	96	70-130
1,1-Dichloroethene	102	70-130
Acetone	89	70-130
2-Propanol	91	70-130
Carbon Disulfide	119	70-130
3-Chloropropene	102	70-130
Methylene Chloride	95	70-130
Methyl tert-butyl ether	91	70-130
trans-1,2-Dichloroethene	110	70-130
Hexane	95	70-130
1,1-Dichloroethane	99	70-130
2-Butanone (Methyl Ethyl Ketone)	96	70-130
cis-1,2-Dichloroethene	98	70-130
Tetrahydrofuran	92	70-130
Chloroform	98	70-130
1,1,1-Trichloroethane	95	70-130
Cyclohexane	95	70-130
Carbon Tetrachloride	95	70-130
2,2,4-Trimethylpentane	88	70-130
Benzene	102	70-130
1,2-Dichloroethane	100	70-130
Heptane	98	70-130
Trichloroethene	100	70-130
1,2-Dichloropropane	102	70-130
1,4-Dioxane	95	70-130
Bromodichloromethane	102	70-130
cis-1,3-Dichloropropene	99	70-130
4-Methyl-2-pentanone	97	70-130
Toluene	99	70-130
trans-1,3-Dichloropropene	100	70-130
1,1,2-Trichloroethane	103	70-130
Tetrachloroethene	98	70-130
2-Hexanone	101	70-130

eurofins | Air Toxics

Client Sample ID: LCS

Lab ID#: 1310557-11A

EPA METHOD TO-15 GC/MS FULL SCAN

File Name:	**17110803**	**Date of Collection: NA**	
Dil. Factor:	**1.00**	**Date of Analysis: 11/8/13 09:41 AM**	

Compound	**%Recovery**	**Method Limits**
Dibromochloromethane	100	70-130
1,2-Dibromoethane (EDB)	103	70-130
Chlorobenzene	100	70-130
Ethyl Benzene	100	70-130
m,p-Xylene	102	70-130
o-Xylene	101	70-130
Styrene	111	70-130
Bromoform	98	70-130
Cumene	102	70-130
1,1,2,2-Tetrachloroethane	105	70-130
Propylbenzene	90	70-130
4-Ethyltoluene	97	70-130
1,3,5-Trimethylbenzene	104	70-130
1,2,4-Trimethylbenzene	102	70-130
1,3-Dichlorobenzene	100	70-130
1,4-Dichlorobenzene	98	70-130
alpha-Chlorotoluene	97	70-130
1,2-Dichlorobenzene	101	70-130
1,2,4-Trichlorobenzene	116	70-130
Hexachlorobutadiene	114	70-130

Container Type: NA - Not Applicable

Surrogates	**%Recovery**	**Method Limits**
Toluene-d8	103	70-130
1,2-Dichloroethane-d4	100	70-130
4-Bromofluorobenzene	101	70-130

eurofins | Air Toxics

Client Sample ID: LCSD

Lab ID#: 1310557-11AA

EPA METHOD TO-15 GC/MS FULL SCAN

File Name:	**17110804**	**Date of Collection: NA**	
Dil. Factor:	**1.00**	**Date of Analysis: 11/8/13 10:02 AM**	

Compound	%Recovery	Method Limits
Freon 12	98	70-130
Freon 114	96	70-130
Chloromethane	99	70-130
Vinyl Chloride	104	70-130
1,3-Butadiene	95	70-130
Bromomethane	97	70-130
Chloroethane	101	70-130
Freon 11	97	70-130
Ethanol	92	70-130
Freon 113	97	70-130
1,1-Dichloroethene	104	70-130
Acetone	92	70-130
2-Propanol	94	70-130
Carbon Disulfide	122	70-130
3-Chloropropene	106	70-130
Methylene Chloride	98	70-130
Methyl tert-butyl ether	91	70-130
trans-1,2-Dichloroethene	111	70-130
Hexane	95	70-130
1,1-Dichloroethane	100	70-130
2-Butanone (Methyl Ethyl Ketone)	97	70-130
cis-1,2-Dichloroethene	99	70-130
Tetrahydrofuran	95	70-130
Chloroform	101	70-130
1,1,1-Trichloroethane	97	70-130
Cyclohexane	95	70-130
Carbon Tetrachloride	94	70-130
2,2,4-Trimethylpentane	88	70-130
Benzene	104	70-130
1,2-Dichloroethane	101	70-130
Heptane	98	70-130
Trichloroethene	102	70-130
1,2-Dichloropropane	105	70-130
1,4-Dioxane	98	70-130
Bromodichloromethane	105	70-130
cis-1,3-Dichloropropene	100	70-130
4-Methyl-2-pentanone	99	70-130
Toluene	101	70-130
trans-1,3-Dichloropropene	98	70-130
1,1,2-Trichloroethane	101	70-130
Tetrachloroethene	96	70-130
2-Hexanone	101	70-130

eurofins | Air Toxics

Client Sample ID: LCSD

Lab ID#: 1310557-11AA

EPA METHOD TO-15 GC/MS FULL SCAN

File Name:	**17110804**	**Date of Collection: NA**	
Dil. Factor:	**1.00**	**Date of Analysis: 11/8/13 10:02 AM**	

Compound	**%Recovery**	**Method Limits**
Dibromochloromethane	100	70-130
1,2-Dibromoethane (EDB)	102	70-130
Chlorobenzene	100	70-130
Ethyl Benzene	100	70-130
m,p-Xylene	102	70-130
o-Xylene	101	70-130
Styrene	111	70-130
Bromoform	98	70-130
Cumene	102	70-130
1,1,2,2-Tetrachloroethane	103	70-130
Propylbenzene	91	70-130
4-Ethyltoluene	94	70-130
1,3,5-Trimethylbenzene	105	70-130
1,2,4-Trimethylbenzene	103	70-130
1,3-Dichlorobenzene	101	70-130
1,4-Dichlorobenzene	101	70-130
alpha-Chlorotoluene	99	70-130
1,2-Dichlorobenzene	102	70-130
1,2,4-Trichlorobenzene	126	70-130
Hexachlorobutadiene	123	70-130

Container Type: NA - Not Applicable

Surrogates	**%Recovery**	**Method Limits**
Toluene-d8	103	70-130
1,2-Dichloroethane-d4	100	70-130
4-Bromofluorobenzene	96	70-130

eurofins | Air Toxics

Client Sample ID: LCS
Lab ID#: 1310557-11B
EPA METHOD TO-15 GC/MS

File Name:	**14111103**	**Date of Collection: NA**	
Dil. Factor:	**1.00**	**Date of Analysis: 11/11/13 10:45 AM**	

Compound	%Recovery	Method Limits
Freon 12	110	70-130
Freon 114	107	70-130
Chloromethane	116	70-130
Vinyl Chloride	96	70-130
1,3-Butadiene	88	70-130
Bromomethane	111	70-130
Chloroethane	104	70-130
Freon 11	109	70-130
Ethanol	111	70-130
Freon 113	104	70-130
1,1-Dichloroethene	116	70-130
Acetone	108	70-130
2-Propanol	102	70-130
Carbon Disulfide	111	70-130
3-Chloropropene	105	70-130
Methylene Chloride	114	70-130
Methyl tert-butyl ether	98	70-130
trans-1,2-Dichloroethene	110	70-130
Hexane	100	70-130
1,1-Dichloroethane	108	70-130
2-Butanone (Methyl Ethyl Ketone)	101	70-130
cis-1,2-Dichloroethene	100	70-130
Tetrahydrofuran	100	70-130
Chloroform	108	70-130
1,1,1-Trichloroethane	105	70-130
Cyclohexane	102	70-130
Carbon Tetrachloride	106	70-130
2,2,4-Trimethylpentane	103	70-130
Benzene	107	70-130
1,2-Dichloroethane	106	70-130
Heptane	105	70-130
Trichloroethene	106	70-130
1,2-Dichloropropane	103	70-130
1,4-Dioxane	104	70-130
Bromodichloromethane	108	70-130
cis-1,3-Dichloropropene	93	70-130
4-Methyl-2-pentanone	90	70-130
Toluene	103	70-130
trans-1,3-Dichloropropene	94	70-130
1,1,2-Trichloroethane	109	70-130
Tetrachloroethene	105	70-130
2-Hexanone	87	70-130

eurofins | Air Toxics

Client Sample ID: LCS

Lab ID#: 1310557-11B

EPA METHOD TO-15 GC/MS

File Name:	**14111103**	**Date of Collection: NA**	
Dil. Factor:	**1.00**	**Date of Analysis: 11/11/13 10:45 AM**	

Compound	%Recovery	Method Limits
Dibromochloromethane	108	70-130
1,2-Dibromoethane (EDB)	107	70-130
Chlorobenzene	105	70-130
Ethyl Benzene	103	70-130
m,p-Xylene	108	70-130
o-Xylene	104	70-130
Styrene	108	70-130
Bromoform	110	70-130
Cumene	114	70-130
1,1,2,2-Tetrachloroethane	114	70-130
Propylbenzene	117	70-130
4-Ethyltoluene	117	70-130
1,3,5-Trimethylbenzene	122	70-130
1,2,4-Trimethylbenzene	109	70-130
1,3-Dichlorobenzene	113	70-130
1,4-Dichlorobenzene	111	70-130
alpha-Chlorotoluene	115	70-130
1,2-Dichlorobenzene	117	70-130
1,2,4-Trichlorobenzene	102	70-130
Hexachlorobutadiene	106	70-130

Container Type: NA - Not Applicable

Surrogates	%Recovery	Method Limits
1,2-Dichloroethane-d4	101	70-130
Toluene-d8	101	70-130
4-Bromofluorobenzene	101	70-130

eurofins | Air Toxics

Client Sample ID: LCSD

Lab ID#: 1310557-11BB

EPA METHOD TO-15 GC/MS

File Name:	**14111104**	**Date of Collection: NA**	
Dil. Factor:	**1.00**	**Date of Analysis: 11/11/13 11:15 AM**	

Compound	%Recovery	Method Limits
Freon 12	110	70-130
Freon 114	106	70-130
Chloromethane	115	70-130
Vinyl Chloride	93	70-130
1,3-Butadiene	92	70-130
Bromomethane	107	70-130
Chloroethane	106	70-130
Freon 11	108	70-130
Ethanol	113	70-130
Freon 113	105	70-130
1,1-Dichloroethene	113	70-130
Acetone	105	70-130
2-Propanol	101	70-130
Carbon Disulfide	109	70-130
3-Chloropropene	109	70-130
Methylene Chloride	114	70-130
Methyl tert-butyl ether	97	70-130
trans-1,2-Dichloroethene	110	70-130
Hexane	99	70-130
1,1-Dichloroethane	107	70-130
2-Butanone (Methyl Ethyl Ketone)	97	70-130
cis-1,2-Dichloroethene	102	70-130
Tetrahydrofuran	100	70-130
Chloroform	107	70-130
1,1,1-Trichloroethane	103	70-130
Cyclohexane	102	70-130
Carbon Tetrachloride	106	70-130
2,2,4-Trimethylpentane	103	70-130
Benzene	108	70-130
1,2-Dichloroethane	110	70-130
Heptane	106	70-130
Trichloroethene	105	70-130
1,2-Dichloropropane	106	70-130
1,4-Dioxane	104	70-130
Bromodichloromethane	108	70-130
cis-1,3-Dichloropropene	93	70-130
4-Methyl-2-pentanone	98	70-130
Toluene	104	70-130
trans-1,3-Dichloropropene	94	70-130
1,1,2-Trichloroethane	108	70-130
Tetrachloroethene	104	70-130
2-Hexanone	86	70-130

eurofins | Air Toxics

Client Sample ID: LCSD

Lab ID#: 1310557-11BB

EPA METHOD TO-15 GC/MS

File Name:	**14111104**	**Date of Collection: NA**	
Dil. Factor:	**1.00**	**Date of Analysis: 11/11/13 11:15 AM**	

Compound	%Recovery	Method Limits
Dibromochloromethane	107	70-130
1,2-Dibromoethane (EDB)	110	70-130
Chlorobenzene	107	70-130
Ethyl Benzene	103	70-130
m,p-Xylene	108	70-130
o-Xylene	102	70-130
Styrene	109	70-130
Bromoform	108	70-130
Cumene	115	70-130
1,1,2,2-Tetrachloroethane	116	70-130
Propylbenzene	116	70-130
4-Ethyltoluene	119	70-130
1,3,5-Trimethylbenzene	121	70-130
1,2,4-Trimethylbenzene	111	70-130
1,3-Dichlorobenzene	117	70-130
1,4-Dichlorobenzene	116	70-130
alpha-Chlorotoluene	118	70-130
1,2-Dichlorobenzene	121	70-130
1,2,4-Trichlorobenzene	126	70-130
Hexachlorobutadiene	130	70-130

Container Type: NA - Not Applicable

Surrogates	%Recovery	Method Limits
1,2-Dichloroethane-d4	100	70-130
Toluene-d8	101	70-130
4-Bromofluorobenzene	102	70-130

SUBCONTRACT ORDER

Turner Laboratories, Inc.

13J0685

SENDING LABORATORY:

Turner Laboratories, Inc.
2445 N. Coyote Drive, Ste #104
Tucson, AZ 85745
Phone: 520.882.5880
Fax: 520.882.9788
Project Manager: Terri Garcia

RECEIVING LABORATORY:

Air Toxics Ltd.
180 Blue Ravine Rd., Suite B
Folsom, CA 95630
Phone :(800) 985-5955
Fax:

Analysis	Expires	Comments
01A **Sample ID: 13J0685-01 Air and Emissior Sampled:10/23/2013 11:13**		
TO15Mod	10/30/2013 11:13	
TO15	10/30/2013 11:13	
Containers Supplied:		
02A **Sample ID: 13J0685-02 Air and Emissior Sampled:10/23/2013 11:23**		
TO15	10/30/2013 11:23	
TO15Mod	10/30/2013 11:23	
Containers Supplied:		
03A **Sample ID: 13J0685-03 Air and Emissior Sampled:10/23/2013 10:34**		
TO15	10/30/2013 10:34	
TO15Mod	10/30/2013 10:34	
Containers Supplied:		
04A **Sample ID: 13J0685-04 Air and Emissior Sampled:10/23/2013 10:03**		
TO15Mod	10/30/2013 10:03	
TO15	10/30/2013 10:03	
Containers Supplied:		1310557
05A **Sample ID: 13J0685-05 Air and Emissior Sampled:10/23/2013 09:52**		
TO15Mod	10/30/2013 09:52	
TO15	10/30/2013 09:52	Custody Seal Intact? Y N None Temp NA Fedex
Containers Supplied:		

Released By	Date	Received By	Date
	10/23/13 1600	Fedex	10/23/13 1600
Released By	Date	Received By	Date
		ATL	10/24/13 0940

SUBCONTRACT ORDER

Turner Laboratories, Inc.

13J0685

Analysis	Expires	Comments
06A **Sample ID: 13J0685-06 Air and Emissio Sampled:10/23/2013 10:17**		
TO15	10/30/2013 10:17	
TO15Mod	10/30/2013 10:17	
Containers Supplied:		
07A **Sample ID: 13J0685-07 Air and Emissio Sampled:10/23/2013 09:24**		
TO15	10/30/2013 09:24	
TO15Mod	10/30/2013 09:24	
Containers Supplied:		
08A **Sample ID: 13J0685-08 Air and Emissio Sampled:10/23/2013 09:24**		
TO15Mod	10/30/2013 09:24	
TO15	10/30/2013 09:24	
Containers Supplied:		

WO# 1310557

Custody Seal Intact?
Y N None Temp NA
Fedex

Released By	Date	Received By	Date
	10/23/13 1600	Fedex	10/23/13 1600
Released By	Date	Received By	Date
		ATL	10/24/13 0940

Attachment 5 – Soil Vapor Sampling Logs (CD only)

Page Trowbridge Ranch Landfill

Soil Vapor Monitoring

Date: 10/20/10

Sampling Location: MW 2

Sampler: Jeff Christensen

Begin Purge Time: 8:54

End Purge Time: 9:24

Packer Pressure: 25 psi

Sampled At: 9:24

Canister #: 36508

Canister #:

Original "Inches Hg": 26"

Final "Inches Hg": 3"

Date: 10/20/10

Sampling Location: Field Blank

Sampler: Jeff Christensen

Begin Purge Time:

End Purge Time:

Packer Pressure: ~~37726~~

Sampled At: 9:24

Canister #: 37726

Canister #:

Original "Inches Hg": 27"

Final "Inches Hg": 3"

Date: 10/20/10

Sampling Location: SGO-MP

Sampler: Jeff Christensen

Begin Purge Time: 9:50

End Purge Time: 9:52

Packer Pressure:

Sampled At: 9:52

Canister #: 36386

Canister #:

Original "Inches Hg": 28"

Final "Inches Hg": 3"

Page Trowbridge Ranch Landfill

Soil Vapor Monitoring

Date: 10/20/13

Sampling Location: S60-SP

Sampler: Jeff Christen

Begin Purge Time: 10:01

End Purge Time: 10:03

Packer Pressure:

Sampled At:

Canister #: 37656

Canister #:

Original "Inches Hg": 27"

Final "Inches Hg": 3"

Date: 10/20/13

Sampling Location: S60-DP

Sampler: Jeff Christen

Begin Purge Time: 10:12

End Purge Time: 10:17

Packer Pressure:

Sampled At: 10:17

Canister #: 1360

Canister #:

Original "Inches Hg": 27"

Final "Inches Hg": 3"

Date: 10/20/13

Sampling Location: S65-SP

Sampler: Jeff Christen

Begin Purge Time: 10:22

End Purge Time: 10:24

Packer Pressure:

Sampled At:

Canister #: 36500

Canister #:

Original "Inches Hg": 27"

Final "Inches Hg": 3"

Page Trowbridge Ranch Landfill

Soil Vapor Monitoring

Date: 10/20/10

Sampling Location: MW#5

Sampler: Jeff Christian

Begin Purge Time: 10:52

End Purge Time: 11:22

Packer Pressure: 25 psi

Sampled At: 11:20

Canister #: 3344

Canister #:

Original "Inches Hg": 27"

Final "Inches Hg": 3"

Date: 10/20/10

Sampling Location: MW#5 Dup

Sampler: Jeff Christian

Begin Purge Time: 10:52

End Purge Time: 11:22

Packer Pressure: 25 psi

Sampled At: 11:20

Canister #: 2199

Canister #:

Original "Inches Hg": 26"

Final "Inches Hg": 3"

Date:

Sampling Location:

Sampler:

Begin Purge Time:

End Purge Time:

Packer Pressure:

Sampled At:

Canister #:

Canister #:

Original "Inches Hg":

Final "Inches Hg":

Attachment 6 – Groundwater Sampling Logs (CD only)

PAGE RANCH LANDFILL POST-CLOSURE PERIOD
GROUNDWATER DETECTION MONITORING

GROUNDWATER SAMPLING LOG

Date: 10/23/12 **Well Number:** #15

Sampling Personnel (Print): MIKE GARCIA / WALT WARD LLOYD WILLIAMS

Signature(s): M. Garcia / Walt Ward L. Williams

Depth to Groundwater

Trial 1	Trial 2	Trial 3	Average Depth
663.58	663.6	663.65	663.61

Well depth = 800 feet (ft)
Static water depth (typical) = 650 ft
Casing Diameter = 4 inches (150 ft of water in casing)

Casing volume = area x height = (0.0873 ft^2) x (150 ft) = 13.1 ft^3
13.1 ft^3 x 7.48 gallons/ft^3 = 98 gallons
3 casing volumes = 294 gallons

Discharge pipe volume = area x height = (0.0218 ft^2) x 650 ft) = 14.2 ft^3
14.2 ft^3 x 7.48 gallons/ft^3 = 106 gallons

Total volume of 3 casing volumes + discharge pipe = 400 gallons LLOYD'S WATCH

Beginning Purge Time: 0834 **Ending Purge Time:** 0926

Purge Flow Rate: 12.49 GPM **Total Volume Purged:** 649.5 GALLONS

Color: _____ **Clarity:** _____

pH/Conductivity/Temperature (see reverse side)

Samples Collected for (in order of collection):

10 gal / 48.05 min

12.49 GPM

1. VOCs (Method 524.2) X
2. Semi-VOCs (Method 8270C) X
3. Organochlorine Pesticides (Method 8081A) X
4. Organochlorine Pesticide (Method 504.1) X
5. Mn, Na (Method 200.7) X
6. SO_4/Cl (Method 300.0) X
7. Gross Alpha/Beta X

Laboratory: TURNER

ELAPSED TIME	TEMP	CONDUCT	PH	TIME	APPEARANCE
	± 1° C	± 10%	± 0.3 Units		
8:34				zero	
8:44	27.6°	220	6.27	10	Dark Rust
8:49	27.5	220	6.37	15	DARK RUST
8:54	28.0	220	6.62	20	DARK RUST
8:59	28.0	215	6.76	25	DARK RUST
9:04	28.0	215	6.76	30	DARK RUST

Remarks: **Well Stabilized: Y___ N___ If the three characteristics do not stabilize after 40 minutes the well will be sampled.**

PAGE RANCH LANDFILL POST-CLOSURE PERIOD
GROUNDWATER DETECTION MONITORING

GROUNDWATER SAMPLING LOG

Date: 10/20/13 **Well Number:** #3 WINTERS

Sampling Personnel (Print): MIKE GARVIN/WALT WARD LLOYD M.

Signature(s): M. Garvin/Walt Ward Lloyd Winters

Depth to Groundwater

Trial 1	Trial 2	Trial 3	Average Depth
654.20	653.90	654.00	654.06

Well depth = 800 feet (ft)
Static water depth (typical) = 650 ft
Casing Diameter = 4 inches (150 ft of water in casing)

Casing volume = area x height = (0.0873 ft^2) x (150 ft) = 13.1 ft^3
13.1 ft^3 x 7.48 gallons/ft^3 = 98 gallons
3 casing volumes = 294 gallons

Discharge pipe volume = area x height = (0.0218 ft^2) x 650 ft) = 14.2 ft^3
14.2 ft^3 x 7.48 gallons/ft^3 = 106 gallons

Total volume of 3 casing volumes + discharge pipe = 400 gallons

Beginning Purge Time: 0925 hrs **Ending Purge Time:** 1015 hrs
STOPWATCH

Purge Flow Rate: 12.34 GPM **Total Volume Purged:** 617 GALLONS

Color: _____ **Clarity:** _____

pH/Conductivity/Temperature (see reverse side)

Samples Collected for (in order of collection):

10 gallons / 48.62 SEC

12.34 GPM

1. VOCs (Method 524.2) ✓
2. Semi-VOCs (Method 8270C) ✓
3. Organochlorine Pesticides (Method 8081A) ✓
4. Organochlorine Pesticide (Method 504.1) ✓
5. Mn, Na (Method 200.7) ✓
6. SO_4/Cl (Method 300.0) ✓
7. Gross Alpha/Beta ✓

Laboratory: TURNER

ELAPSED TIME	TEMP	CONDUCT	PH	TIME	APPEARANCE
	± 1° C	± 10%	± 0.3 Units		
0925					
0935	28.3	130	8.17		CLEAR
0940	28.2	130	8.23		CLEAR
0945	28.4	125	8.14		CLEAR
0950	28.2	120	8.17		CLEAR
0955	28.1	115	8.20		CLEAR

Remarks: **Well Stabilized: Y___ N___ If the three characteristics do not stabilize after 40 minutes the well will be sampled.**

PAGE RANCH LANDFILL POST-CLOSURE PERIOD
GROUNDWATER DETECTION MONITORING

GROUNDWATER SAMPLING LOG

Date: 10/22/13 **Well Number:** #2

Sampling Personnel (Print): MIKE GARCIA / WALT WARD LLOYD M. WINDSOR

Signature(s): M. Gar / Walt Ward L M Windsor

Depth to Groundwater

Trial 1	Trial 2	Trial 3	Average Depth
651.90	651.88	652.4	652.06

Well depth = 800 feet (ft)
Static water depth (typical) = 650 ft
Casing Diameter = 4 inches (150 ft of water in casing)

Casing volume = area x height = (0.0873 ft^2) x (150 ft) = 13.1 ft^3
13.1 ft^3 x 7.48 gallons/ft^3 = 98 gallons
3 casing volumes = 294 gallons

Discharge pipe volume = area x height = (0.0218 ft^2) x 650 ft) = 14.2 ft^3
14.2 ft^3 x 7.48 gallons/ft^3 = 106 gallons

Total volume of 3 casing volumes + discharge pipe = 400 gallons

Beginning Purge Time: 10:25 **Ending Purge Time:** 11:13

Purge Flow Rate: 13.13 GPM **Total Volume Purged:** 630.24 GAL

Color: _____ **Clarity:** _____

pH/Conductivity/Temperature (see reverse side)

Samples Collected for (in order of collection):

10 gallons / 45.70 seconds

13.13 GPM

1. VOCs (Method 524.2) X
2. Semi-VOCs (Method 8270C) X
3. Organochlorine Pesticides (Method 8081A) X
4. Organochlorine Pesticide (Method 504.1) X
5. Mn, Na (Method 200.7) X
6. SO_4/Cl (Method 300.0) X
7. Gross Alpha/Beta X

Laboratory: TURNER

ELAPSED TIME	TEMP	CONDUCT	PH	TIME	APPEARANCE
	± 1° C	± 10%	± 0.3 Units		
10:25					
10:35	28.4	70	7.37		LIGHT RUST
10:40	28.4	70	7.52		LIGHT RUST
10:45	28.5	70	7.50		LIGHT RUST
10:50	28.4	70	7.53		LIGHT RUST
10:55	28.5	≠ 70	7.55		LIGHT RUST
DEAD BATTERY IN CONDUCTANCE METER					
REPLACED IN FIELD WITH NEW ONE.					
LATER RESULTS		→ 200			
		→ 200			10-23-2013

Remarks: **Well Stabilized: Y___ N___ If the three characteristics do not stabilize after 40 minutes the well will be sampled.**

PAGE RANCH LANDFILL POST-CLOSURE PERIOD
GROUNDWATER DETECTION MONITORING

GROUNDWATER SAMPLING LOG

Date: 10/10/17 **Well Number:** #4

Sampling Personnel (Print): MIKE GRAY / WALT WAID / LLOYD M. Winslow

Signature(s): M. Gray / Walt Waid / L M Winslow

Depth to Groundwater

Trial 1	Trial 2	Trial 3	Average Depth
654.20	Sounder	Kept Hanging, Up	

Well depth = 800 feet (ft)
Static water depth (typical) = 650 ft
Casing Diameter = 4 inches (150 ft of water in casing)

Casing volume = area x height = (0.0873 ft^2) x (150 ft) = 13.1 ft^3
13.1 ft^3 x 7.48 gallons/ft^3 = 98 gallons
3 casing volumes = 294 gallons

Discharge pipe volume = area x height = (0.0218 ft^2) x 650 ft) = 14.2 ft^3
14.2 ft^3 x 7.48 gallons/ft^3 = 106 gallons

Total volume of 3 casing volumes + discharge pipe = 400 gallons

Beginning Purge Time: 11:25 **Ending Purge Time:** 12:08

Purge Flow Rate: 9.68 GPM **Total Volume Purged:** 414.09 GAL

Color: _____ **Clarity:** _____

pH/Conductivity/Temperature (see reverse side)

Samples Collected for (in order of collection):

10 gallons / 62.29 sec

9.63 GPM

1. VOCs (Method 524.2) ✓
2. Semi-VOCs (Method 8270C) ✓
3. Organochlorine Pesticides (Method 8081A) ✓
4. Organochlorine Pesticide (Method 504.1) ✓
5. Mn, Na (Method 200.7) ✓
6. SO_4/Cl (Method 300.0) ✓
7. Gross Alpha/Beta ✓

Laboratory: TURNER

ELAPSED TIME	TEMP	CONDUCT	PH	TIME	APPEARANCE
	± 1° C	± 10%	± 0.3 Units		
11:25					
11:35	27.8	7.91	190		CLEAR
11:40	27.9	7.89	190		CLEAR
11:45	27.9	7.88	190		CLEAR
11:50	27.8	7.92	190		CLEAR
11:55	27.9	8.03	195		CLEAR

Remarks: **Well Stabilized: Y X N___ If the three characteristics do not stabilize after 40 minutes the well will be sampled.**

Attachment 7 – Laboratory Reports for October 2013 Groundwater Samples (CD only)

November 15, 2013

Jeff Christensen
University of Arizona- Risk Management Services
PO Box 210300, RM A414
Tucson, AZ 85721

TEL (520) 621-5861
FAX (520) 621-3706

Work Order No.: 13J0686

RE: Page Ranch

Dear Jeff Christensen,

Turner Laboratories, Inc. received 2 sample(s) on 10/23/2013 for the analyses presented in the following report.

All results are intended to be considered in their entirety, and Turner Laboratories, Inc. is not responsible for use of less than the complete report. Results apply only to the samples analyzed. Samples will be disposed of 30 days after issue of our report unless special arrangements are made.

The pages that follow may contain sensitive, privileged or confidential information intended solely for the addressee named above. If you receive this message and are not the agent or employee of the addressee, this communication has been sent in error. Please do not disseminate or copy any of the attached and notify the sender immediately by telephone. Please also return the attached sheet(s) to the sender by mail.

Please call if you have any questions.

Respectfully submitted,

Turner Laboratories, Inc.
ADHS License AZ0066

Terri L. Garcia

Terri Garcia
Technical Director

Turner Laboratories, Inc.

Date: 11/15/2013

Client: University of Arizona- Risk Management Servic
Project: Page Ranch
Work Order: 13J0686
Date Received: 10/23/2013

Work Order Sample Summary

Lab Sample ID	Client Sample ID	Matrix	Collection Date/Time
13J0686-01	MW #1	Drinking Water	10/23/2013 0815
13J0686-02	Trip Blank	Trip Blank	10/23/2013 0000

Client: University of Arizona- Risk Management Services
Project: Page Ranch
Work Order: 13J0686
Date Received: 10/23/2013

Case Narrative

M7	Matrix spike recovery was low. Data reported per ADEQ policy 0154.000. Matrix interference was confirmed.
S6	Surrogate recovery was below laboratory and method acceptance limits. Reextraction and/or reanalysis confirms low recovery caused by matrix effect.

All soil, sludge, and solid matrix determinations are reported on a wet weight basis unless otherwise noted.

ND	Not Detected at or above the PQL
PQL	Practical Quantitation Limit
DF	Dilution Factor

Turner Laboratories, Inc.

Date: 11/15/2013

Client: University of Arizona- Risk Management Se
Project: Page Ranch
Work Order: 13J0686
Lab Sample ID: 13J0686-01

Client Sample ID: MW #1
Collection Date/Time: 10/23/2013 0815
Matrix: Drinking Water

Analyses	Result	PQL	Qual	Units	DF	Prep Date	Analysis Date	Analyst
ICP Total Metals-E200.7								
Manganese	0.034	0.020		mg/L	1	10/28/2013 0845	10/29/2013 1047	RAD
Sodium	31	5.0		mg/L	1	10/28/2013 0845	10/29/2013 1047	RAD
Anions by Ion Chromatography-E300								
Chloride	5.7	1.0		mg/L	1	10/23/2013 0945	10/23/2013 1831	EW
Sulfate	ND	5.0		mg/L	1	10/23/2013 0945	10/23/2013 1831	EW
EDB and DBCP-E504.1								
1,2-Dibromo-3-chloropropane	ND	0.000020		mg/L	1	10/24/2013 0907	10/24/2013 1422	MD
1,2-Dibromoethane	ND	0.000010		mg/L	1	10/24/2013 0907	10/24/2013 1422	MD
Surr: Tetrachloro-m-xylene	*105*	*92.2-133.7*		*%REC*	*1*	*10/24/2013 0907*	*10/24/2013 1422*	*MD*
Volatile Organic Compounds by GC/MS-EPA 524.2								
1,1,1,2-Tetrachloroethane	ND	0.00050		mg/L	1	11/01/2013 1229	11/01/2013 1430	KP
1,1,1-Trichloroethane	ND	0.00050		mg/L	1	11/01/2013 1229	11/01/2013 1430	KP
1,1,2,2-Tetrachloroethane	ND	0.00050		mg/L	1	11/01/2013 1229	11/01/2013 1430	KP
1,1,2-Trichloroethane	ND	0.00050		mg/L	1	11/01/2013 1229	11/01/2013 1430	KP
1,1-Dichloroethane	ND	0.00050		mg/L	1	11/01/2013 1229	11/01/2013 1430	KP
1,1-Dichloroethene	ND	0.00050		mg/L	1	11/01/2013 1229	11/01/2013 1430	KP
1,1-Dichloropropene	ND	0.00050		mg/L	1	11/01/2013 1229	11/01/2013 1430	KP
1,2,3-Trichlorobenzene	ND	0.00050		mg/L	1	11/01/2013 1229	11/01/2013 1430	KP
1,2,3-Trichloropropane	ND	0.00050		mg/L	1	11/01/2013 1229	11/01/2013 1430	KP
1,2,4-Trichlorobenzene	ND	0.00050		mg/L	1	11/01/2013 1229	11/01/2013 1430	KP
1,2,4-Trimethylbenzene	ND	0.00050		mg/L	1	11/01/2013 1229	11/01/2013 1430	KP
1,2-Dichlorobenzene	ND	0.00050		mg/L	1	11/01/2013 1229	11/01/2013 1430	KP
1,2-Dichloroethane	ND	0.00050		mg/L	1	11/01/2013 1229	11/01/2013 1430	KP
1,2-Dichloropropane	ND	0.00050		mg/L	1	11/01/2013 1229	11/01/2013 1430	KP
1,3,5-Trimethylbenzene	ND	0.00050		mg/L	1	11/01/2013 1229	11/01/2013 1430	KP
1,3-Dichlorobenzene	ND	0.00050		mg/L	1	11/01/2013 1229	11/01/2013 1430	KP
1,3-Dichloropropane	ND	0.00050		mg/L	1	11/01/2013 1229	11/01/2013 1430	KP
1,4-Dichlorobenzene	ND	0.00050		mg/L	1	11/01/2013 1229	11/01/2013 1430	KP
2,2-Dichloropropane	ND	0.00050		mg/L	1	11/01/2013 1229	11/01/2013 1430	KP
2-Chlorotoluene	ND	0.00050		mg/L	1	11/01/2013 1229	11/01/2013 1430	KP
4-Chlorotoluene	ND	0.00050		mg/L	1	11/01/2013 1229	11/01/2013 1430	KP
4-Isopropyltoluene	ND	0.00050		mg/L	1	11/01/2013 1229	11/01/2013 1430	KP
Benzene	ND	0.00050		mg/L	1	11/01/2013 1229	11/01/2013 1430	KP
Bromobenzene	ND	0.00050		mg/L	1	11/01/2013 1229	11/01/2013 1430	KP
Bromochloromethane	ND	0.00050		mg/L	1	11/01/2013 1229	11/01/2013 1430	KP
Bromodichloromethane	ND	0.00050		mg/L	1	11/01/2013 1229	11/01/2013 1430	KP
Bromoform	ND	0.00050		mg/L	1	11/01/2013 1229	11/01/2013 1430	KP

Turner Laboratories, Inc.

Date: 11/15/2013

Client: University of Arizona- Risk Management Se
Project: Page Ranch
Work Order: 13J0686
Lab Sample ID: 13J0686-01

Client Sample ID: MW #1
Collection Date/Time: 10/23/2013 0815
Matrix: Drinking Water

Analyses	Result	PQL	Qual	Units	DF	Prep Date	Analysis Date	Analyst
Bromomethane	ND	0.00050		mg/L	1	11/01/2013 1229	11/01/2013 1430	KP
Carbon tetrachloride	ND	0.00050		mg/L	1	11/01/2013 1229	11/01/2013 1430	KP
Chlorobenzene	ND	0.00050		mg/L	1	11/01/2013 1229	11/01/2013 1430	KP
Chloroethane	ND	0.00050		mg/L	1	11/01/2013 1229	11/01/2013 1430	KP
Chloroform	ND	0.00050		mg/L	1	11/01/2013 1229	11/01/2013 1430	KP
Chloromethane	ND	0.00050		mg/L	1	11/01/2013 1229	11/01/2013 1430	KP
cis-1,2-Dichloroethene	ND	0.00050		mg/L	1	11/01/2013 1229	11/01/2013 1430	KP
cis-1,3-Dichloropropene	ND	0.00050		mg/L	1	11/01/2013 1229	11/01/2013 1430	KP
Dibromochloromethane	ND	0.00050		mg/L	1	11/01/2013 1229	11/01/2013 1430	KP
Dibromomethane	ND	0.00050		mg/L	1	11/01/2013 1229	11/01/2013 1430	KP
Dichlorodifluoromethane	ND	0.00050		mg/L	1	11/01/2013 1229	11/01/2013 1430	KP
Ethylbenzene	ND	0.00050		mg/L	1	11/01/2013 1229	11/01/2013 1430	KP
Hexachlorobutadiene	ND	0.00050		mg/L	1	11/01/2013 1229	11/01/2013 1430	KP
Isopropylbenzene	ND	0.00050		mg/L	1	11/01/2013 1229	11/01/2013 1430	KP
Methylene chloride	ND	0.00050		mg/L	1	11/01/2013 1229	11/01/2013 1430	KP
Naphthalene	ND	0.00050		mg/L	1	11/01/2013 1229	11/01/2013 1430	KP
n-Butylbenzene	ND	0.00050		mg/L	1	11/01/2013 1229	11/01/2013 1430	KP
n-Propylbenzene	ND	0.00050		mg/L	1	11/01/2013 1229	11/01/2013 1430	KP
sec-Butylbenzene	ND	0.00050		mg/L	1	11/01/2013 1229	11/01/2013 1430	KP
Styrene	ND	0.00050		mg/L	1	11/01/2013 1229	11/01/2013 1430	KP
tert-Butylbenzene	ND	0.00050		mg/L	1	11/01/2013 1229	11/01/2013 1430	KP
Tetrachloroethene	ND	0.00050		mg/L	1	11/01/2013 1229	11/01/2013 1430	KP
Toluene	ND	0.00050		mg/L	1	11/01/2013 1229	11/01/2013 1430	KP
trans-1,2-Dichloroethene	ND	0.00050		mg/L	1	11/01/2013 1229	11/01/2013 1430	KP
trans-1,3-Dichloropropene	ND	0.00050		mg/L	1	11/01/2013 1229	11/01/2013 1430	KP
Trichloroethene	ND	0.00050		mg/L	1	11/01/2013 1229	11/01/2013 1430	KP
Trichlorofluoromethane	ND	0.00050		mg/L	1	11/01/2013 1229	11/01/2013 1430	KP
TTHMs	ND	0.00050		mg/L	1	11/01/2013 1229	11/01/2013 1430	KP
Vinyl chloride	ND	0.00050		mg/L	1	11/01/2013 1229	11/01/2013 1430	KP
Xylenes, Total	ND	0.0015		mg/L	1	11/01/2013 1229	11/01/2013 1430	KP
Surr: 1,2-Dichlorobenzene-d4	*89*	*70-130*		*%REC*	*1*	*11/01/2013 1229*	*11/01/2013 1430*	*KP*
Surr: 4-Bromofluorobenzene	*92*	*70-130*		*%REC*	*1*	*11/01/2013 1229*	*11/01/2013 1430*	*KP*
Organochlorine Pesticides-SW8081A								
4,4´-DDD	ND	0.10		ug/L	1	10/24/2013 0905	10/28/2013 1820	MD
4,4´-DDE	ND	0.10		ug/L	1	10/24/2013 0905	10/28/2013 1820	MD
4,4´-DDT	ND	0.10		ug/L	1	10/24/2013 0905	10/28/2013 1820	MD
Aldrin	ND	0.10		ug/L	1	10/24/2013 0905	10/28/2013 1820	MD
alpha-BHC	ND	0.10		ug/L	1	10/24/2013 0905	10/28/2013 1820	MD
alpha-Chlordane	ND	0.10		ug/L	1	10/24/2013 0905	10/29/2013 0002	MD
beta-BHC	ND	0.10		ug/L	1	10/24/2013 0905	10/28/2013 1820	MD
delta-BHC	ND	0.10		ug/L	1	10/24/2013 0905	10/28/2013 1820	MD

Turner Laboratories, Inc.

Date: 11/15/2013

Client: University of Arizona- Risk Management Se
Project: Page Ranch
Work Order: 13J0686
Lab Sample ID: 13J0686-01

Client Sample ID: MW #1
Collection Date/Time: 10/23/2013 0815
Matrix: Drinking Water

Analyses	Result	PQL	Qual	Units	DF	Prep Date	Analysis Date	Analyst
Dieldrin	ND	0.10		ug/L	1	10/24/2013 0905	10/28/2013 1820	MD
Endosulfan I	ND	0.10		ug/L	1	10/24/2013 0905	10/28/2013 1820	MD
Endosulfan II	ND	0.10		ug/L	1	10/24/2013 0905	10/28/2013 1820	MD
Endosulfan sulfate	ND	0.10		ug/L	1	10/24/2013 0905	10/28/2013 1820	MD
Endrin	ND	0.10		ug/L	1	10/24/2013 0905	10/28/2013 1820	MD
Endrin aldehyde	ND	0.10		ug/L	1	10/24/2013 0905	10/28/2013 1820	MD
Endrin ketone	ND	0.10		ug/L	1	10/24/2013 0905	10/28/2013 1820	MD
gamma-BHC	ND	0.10		ug/L	1	10/24/2013 0905	10/28/2013 1820	MD
gamma-Chlordane	ND	0.10		ug/L	1	10/24/2013 0905	10/29/2013 0002	MD
Heptachlor	ND	0.10		ug/L	1	10/24/2013 0905	10/28/2013 1820	MD
Heptachlor epoxide	ND	0.10		ug/L	1	10/24/2013 0905	10/28/2013 1820	MD
Methoxychlor	ND	0.10		ug/L	1	10/24/2013 0905	10/28/2013 1820	MD
Toxaphene	ND	1.0		ug/L	1	10/24/2013 0905	10/28/2013 1820	MD
Surr: Decachlorobiphenyl	*90*	*38.8-124*		*%REC*	*1*	*10/24/2013 0905*	*10/28/2013 1820*	*MD*
Surr: Tetrachloro-m-xylene	*81*	*40-118.3*		*%REC*	*1*	*10/24/2013 0905*	*10/28/2013 1820*	*MD*
Semivolatile Organic Compounds-SW8270C								
1,2,4-Trichlorobenzene	ND	10		ug/L	1	10/29/2013 0823	10/30/2013 1901	MD
1,2-Dichlorobenzene	ND	10		ug/L	1	10/29/2013 0823	10/30/2013 1901	MD
1,3-Dichlorobenzene	ND	10		ug/L	1	10/29/2013 0823	10/30/2013 1901	MD
1,4-Dichlorobenzene	ND	10		ug/L	1	10/29/2013 0823	10/30/2013 1901	MD
2,4,5-Trichlorophenol	ND	10		ug/L	1	10/29/2013 0823	10/30/2013 1901	MD
2,4,6-Trichlorophenol	ND	10		ug/L	1	10/29/2013 0823	10/30/2013 1901	MD
2,4-Dichlorophenol	ND	10		ug/L	1	10/29/2013 0823	10/30/2013 1901	MD
2,4-Dimethylphenol	ND	10		ug/L	1	10/29/2013 0823	10/30/2013 1901	MD
2,4-Dinitrophenol	ND	50		ug/L	1	10/29/2013 0823	10/30/2013 1901	MD
2,4-Dinitrotoluene	ND	10		ug/L	1	10/29/2013 0823	10/30/2013 1901	MD
2,6-Dinitrotoluene	ND	10		ug/L	1	10/29/2013 0823	10/30/2013 1901	MD
2-Chloronaphthalene	ND	10		ug/L	1	10/29/2013 0823	10/30/2013 1901	MD
2-Chlorophenol	ND	10		ug/L	1	10/29/2013 0823	10/30/2013 1901	MD
2-Methylnaphthalene	ND	5.0		ug/L	1	10/29/2013 0823	10/30/2013 1901	MD
2-Methylphenol	ND	10		ug/L	1	10/29/2013 0823	10/30/2013 1901	MD
2-Nitroaniline	ND	20		ug/L	1	10/29/2013 0823	10/30/2013 1901	MD
2-Nitrophenol	ND	10		ug/L	1	10/29/2013 0823	10/30/2013 1901	MD
3,3´-Dichlorobenzidine	ND	20		ug/L	1	10/29/2013 0823	10/30/2013 1901	MD
3,4-Methylphenol	ND	10		ug/L	1	10/29/2013 0823	10/30/2013 1901	MD
3-Nitroaniline	ND	20		ug/L	1	10/29/2013 0823	10/30/2013 1901	MD
4,6-Dinitro-2-methylphenol	ND	20		ug/L	1	10/29/2013 0823	10/30/2013 1901	MD
4-Bromophenyl phenyl ether	ND	10		ug/L	1	10/29/2013 0823	10/30/2013 1901	MD
4-Chloro-3-methylphenol	ND	10		ug/L	1	10/29/2013 0823	10/30/2013 1901	MD
4-Chloroaniline	ND	20		ug/L	1	10/29/2013 0823	10/30/2013 1901	MD
4-Chlorophenyl phenyl ether	ND	10		ug/L	1	10/29/2013 0823	10/30/2013 1901	MD

Turner Laboratories, Inc.

Date: 11/15/2013

Client: University of Arizona- Risk Management Se
Project: Page Ranch
Work Order: 13J0686
Lab Sample ID: 13J0686-01

Client Sample ID: MW #1
Collection Date/Time: 10/23/2013 0815
Matrix: Drinking Water

Analyses	Result	PQL	Qual	Units	DF	Prep Date	Analysis Date	Analyst
4-Nitroaniline	ND	20		ug/L	1	10/29/2013 0823	10/30/2013 1901	MD
4-Nitrophenol	ND	50		ug/L	1	10/29/2013 0823	10/30/2013 1901	MD
Acenaphthene	ND	5.0		ug/L	1	10/29/2013 0823	10/30/2013 1901	MD
Acenaphthylene	ND	5.0		ug/L	1	10/29/2013 0823	10/30/2013 1901	MD
Aniline	ND	20		ug/L	1	10/29/2013 0823	10/30/2013 1901	MD
Anthracene	ND	5.0		ug/L	1	10/29/2013 0823	10/30/2013 1901	MD
Benzo[a]anthracene	ND	5.0		ug/L	1	10/29/2013 0823	10/30/2013 1901	MD
Benzo[a]pyrene	ND	5.0		ug/L	1	10/29/2013 0823	10/30/2013 1901	MD
Benzo[b,k]fluoranthene	ND	10		ug/L	1	10/29/2013 0823	10/30/2013 1901	MD
Benzo[g,h,i]perylene	ND	5.0		ug/L	1	10/29/2013 0823	10/30/2013 1901	MD
Benzoic acid	ND	50		ug/L	1	10/29/2013 0823	10/30/2013 1901	MD
Benzyl alcohol	ND	5.0		ug/L	1	10/29/2013 0823	10/30/2013 1901	MD
Bis(2-chloroethoxy)methane	ND	10		ug/L	1	10/29/2013 0823	10/30/2013 1901	MD
Bis(2-chloroethyl)ether	ND	10		ug/L	1	10/29/2013 0823	10/30/2013 1901	MD
Bis(2-chloroisopropyl)ether	ND	10		ug/L	1	10/29/2013 0823	10/30/2013 1901	MD
Bis(2-ethylhexyl)phthalate	ND	10		ug/L	1	10/29/2013 0823	10/30/2013 1901	MD
Butyl benzyl phthalate	ND	10		ug/L	1	10/29/2013 0823	10/30/2013 1901	MD
Chrysene	ND	5.0		ug/L	1	10/29/2013 0823	10/30/2013 1901	MD
Dibenzo[a,h]anthracene	ND	5.0		ug/L	1	10/29/2013 0823	10/30/2013 1901	MD
Dibenzofuran	ND	5.0		ug/L	1	10/29/2013 0823	10/30/2013 1901	MD
Diethyl phthalate	ND	10		ug/L	1	10/29/2013 0823	10/30/2013 1901	MD
Dimethyl phthalate	ND	10		ug/L	1	10/29/2013 0823	10/30/2013 1901	MD
Di-n-butyl phthalate	ND	10		ug/L	1	10/29/2013 0823	10/30/2013 1901	MD
Di-n-octyl phthalate	ND	10		ug/L	1	10/29/2013 0823	10/30/2013 1901	MD
Fluoranthene	ND	5.0		ug/L	1	10/29/2013 0823	10/30/2013 1901	MD
Fluorene	ND	5.0		ug/L	1	10/29/2013 0823	10/30/2013 1901	MD
Hexachlorobenzene	ND	10		ug/L	1	10/29/2013 0823	10/30/2013 1901	MD
Hexachlorobutadiene	ND	10		ug/L	1	10/29/2013 0823	10/30/2013 1901	MD
Hexachlorocyclopentadiene	ND	10		ug/L	1	10/29/2013 0823	11/04/2013 1556	MD
Hexachloroethane	ND	10		ug/L	1	10/29/2013 0823	10/30/2013 1901	MD
Indeno[1,2,3-cd]pyrene	ND	5.0		ug/L	1	10/29/2013 0823	10/30/2013 1901	MD
Isophorone	ND	10		ug/L	1	10/29/2013 0823	10/30/2013 1901	MD
Naphthalene	ND	5.0		ug/L	1	10/29/2013 0823	10/30/2013 1901	MD
Nitrobenzene	ND	10		ug/L	1	10/29/2013 0823	10/30/2013 1901	MD
N-Nitrosodimethylamine	ND	10		ug/L	1	10/29/2013 0823	10/30/2013 1901	MD
N-Nitrosodiphenylamine	ND	10		ug/L	1	10/29/2013 0823	10/30/2013 1901	MD
N-Nitrosodipropylamine	ND	10		ug/L	1	10/29/2013 0823	10/30/2013 1901	MD
Pentachlorophenol	ND	30		ug/L	1	10/29/2013 0823	10/30/2013 1901	MD
Phenanthrene	ND	5.0		ug/L	1	10/29/2013 0823	10/30/2013 1901	MD
Phenol	ND	10		ug/L	1	10/29/2013 0823	10/30/2013 1901	MD
Pyrene	ND	5.0		ug/L	1	10/29/2013 0823	10/30/2013 1901	MD
Surr: 2,4,6-Tribromophenol	*107*	*61.48-125.9*		*%REC*	*1*	*10/29/2013 0823*	*10/30/2013 1901*	*MD*

Turner Laboratories, Inc.

Date: 11/15/2013

Client: University of Arizona- Risk Management Se
Project: Page Ranch
Work Order: 13J0686
Lab Sample ID: 13J0686-01

Client Sample ID: MW #1
Collection Date/Time: 10/23/2013 0815
Matrix: Drinking Water

Analyses	Result	PQL	Qual	Units	DF	Prep Date	Analysis Date	Analyst
Surr: 2-Fluorobiphenyl	*71*	*41.02-91.53*		*%REC*	*1*	*10/29/2013 0823*	*10/30/2013 1901*	*MD*
Surr: 2-Fluorophenol	*35*	*38.35-57.43*	*S6*	*%REC*	*1*	*10/29/2013 0823*	*10/30/2013 1901*	*MD*
Surr: 4-Terphenyl-d14	*57*	*14.66-124.1*		*%REC*	*1*	*10/29/2013 0823*	*10/30/2013 1901*	*MD*
Surr: Nitrobenzene-d5	*62*	*49.49-85.19*		*%REC*	*1*	*10/29/2013 0823*	*10/30/2013 1901*	*MD*
Surr: Phenol-d6	*47*	*28.68-69.45*		*%REC*	*1*	*10/29/2013 0823*	*10/30/2013 1901*	*MD*

Turner Laboratories, Inc.

Date: 11/15/2013

Client: University of Arizona- Risk Management Se
Project: Page Ranch
Work Order: 13J0686
Lab Sample ID: 13J0686-02

Client Sample ID: Trip Blank
Collection Date/Time: 10/23/2013 0000
Matrix: Trip Blank

Analyses	Result	PQL	Qual	Units	DF	Prep Date	Analysis Date	Analyst
EDB and DBCP-E504.1								
1,2-Dibromo-3-chloropropane	ND	0.000020		mg/L	1	10/24/2013 0907	10/24/2013 1455	MD
1,2-Dibromoethane	ND	0.000010		mg/L	1	10/24/2013 0907	10/24/2013 1455	MD
Surr: Tetrachloro-m-xylene	*105*	*92.2-133.7*		*%REC*	*1*	*10/24/2013 0907*	*10/24/2013 1455*	*MD*
Volatile Organic Compounds by GC/MS-EPA 524.2								
1,1,1,2-Tetrachloroethane	ND	0.00050		mg/L	1	11/01/2013 1229	11/01/2013 1506	KP
1,1,1-Trichloroethane	ND	0.00050		mg/L	1	11/01/2013 1229	11/01/2013 1506	KP
1,1,2,2-Tetrachloroethane	ND	0.00050		mg/L	1	11/01/2013 1229	11/01/2013 1506	KP
1,1,2-Trichloroethane	ND	0.00050		mg/L	1	11/01/2013 1229	11/01/2013 1506	KP
1,1-Dichloroethane	ND	0.00050		mg/L	1	11/01/2013 1229	11/01/2013 1506	KP
1,1-Dichloroethene	ND	0.00050		mg/L	1	11/01/2013 1229	11/01/2013 1506	KP
1,1-Dichloropropene	ND	0.00050		mg/L	1	11/01/2013 1229	11/01/2013 1506	KP
1,2,3-Trichlorobenzene	ND	0.00050		mg/L	1	11/01/2013 1229	11/01/2013 1506	KP
1,2,3-Trichloropropane	ND	0.00050		mg/L	1	11/01/2013 1229	11/01/2013 1506	KP
1,2,4-Trichlorobenzene	ND	0.00050		mg/L	1	11/01/2013 1229	11/01/2013 1506	KP
1,2,4-Trimethylbenzene	ND	0.00050		mg/L	1	11/01/2013 1229	11/01/2013 1506	KP
1,2-Dichlorobenzene	ND	0.00050		mg/L	1	11/01/2013 1229	11/01/2013 1506	KP
1,2-Dichloroethane	ND	0.00050		mg/L	1	11/01/2013 1229	11/01/2013 1506	KP
1,2-Dichloropropane	ND	0.00050		mg/L	1	11/01/2013 1229	11/01/2013 1506	KP
1,3,5-Trimethylbenzene	ND	0.00050		mg/L	1	11/01/2013 1229	11/01/2013 1506	KP
1,3-Dichlorobenzene	ND	0.00050		mg/L	1	11/01/2013 1229	11/01/2013 1506	KP
1,3-Dichloropropane	ND	0.00050		mg/L	1	11/01/2013 1229	11/01/2013 1506	KP
1,4-Dichlorobenzene	ND	0.00050		mg/L	1	11/01/2013 1229	11/01/2013 1506	KP
2,2-Dichloropropane	ND	0.00050		mg/L	1	11/01/2013 1229	11/01/2013 1506	KP
2-Chlorotoluene	ND	0.00050		mg/L	1	11/01/2013 1229	11/01/2013 1506	KP
4-Chlorotoluene	ND	0.00050		mg/L	1	11/01/2013 1229	11/01/2013 1506	KP
4-Isopropyltoluene	ND	0.00050		mg/L	1	11/01/2013 1229	11/01/2013 1506	KP
Benzene	ND	0.00050		mg/L	1	11/01/2013 1229	11/01/2013 1506	KP
Bromobenzene	ND	0.00050		mg/L	1	11/01/2013 1229	11/01/2013 1506	KP
Bromochloromethane	ND	0.00050		mg/L	1	11/01/2013 1229	11/01/2013 1506	KP
Bromodichloromethane	ND	0.00050		mg/L	1	11/01/2013 1229	11/01/2013 1506	KP
Bromoform	ND	0.00050		mg/L	1	11/01/2013 1229	11/01/2013 1506	KP
Bromomethane	ND	0.00050		mg/L	1	11/01/2013 1229	11/01/2013 1506	KP
Carbon tetrachloride	ND	0.00050		mg/L	1	11/01/2013 1229	11/01/2013 1506	KP
Chlorobenzene	ND	0.00050		mg/L	1	11/01/2013 1229	11/01/2013 1506	KP
Chloroethane	ND	0.00050		mg/L	1	11/01/2013 1229	11/01/2013 1506	KP
Chloroform	ND	0.00050		mg/L	1	11/01/2013 1229	11/01/2013 1506	KP
Chloromethane	ND	0.00050		mg/L	1	11/01/2013 1229	11/01/2013 1506	KP
cis-1,2-Dichloroethene	ND	0.00050		mg/L	1	11/01/2013 1229	11/01/2013 1506	KP
cis-1,3-Dichloropropene	ND	0.00050		mg/L	1	11/01/2013 1229	11/01/2013 1506	KP
Dibromochloromethane	ND	0.00050		mg/L	1	11/01/2013 1229	11/01/2013 1506	KP

Turner Laboratories, Inc.

Date: 11/15/2013

Client: University of Arizona- Risk Management Se
Project: Page Ranch
Work Order: 13J0686
Lab Sample ID: 13J0686-02

Client Sample ID: Trip Blank
Collection Date/Time: 10/23/2013 0000
Matrix: Trip Blank

Analyses	Result	PQL	Qual	Units	DF	Prep Date	Analysis Date	Analyst
Dibromomethane	ND	0.00050		mg/L	1	11/01/2013 1229	11/01/2013 1506	KP
Dichlorodifluoromethane	ND	0.00050		mg/L	1	11/01/2013 1229	11/01/2013 1506	KP
Ethylbenzene	ND	0.00050		mg/L	1	11/01/2013 1229	11/01/2013 1506	KP
Hexachlorobutadiene	ND	0.00050		mg/L	1	11/01/2013 1229	11/01/2013 1506	KP
Isopropylbenzene	ND	0.00050		mg/L	1	11/01/2013 1229	11/01/2013 1506	KP
Methylene chloride	ND	0.00050		mg/L	1	11/01/2013 1229	11/01/2013 1506	KP
Naphthalene	ND	0.00050		mg/L	1	11/01/2013 1229	11/01/2013 1506	KP
n-Butylbenzene	ND	0.00050		mg/L	1	11/01/2013 1229	11/01/2013 1506	KP
n-Propylbenzene	ND	0.00050		mg/L	1	11/01/2013 1229	11/01/2013 1506	KP
sec-Butylbenzene	ND	0.00050		mg/L	1	11/01/2013 1229	11/01/2013 1506	KP
Styrene	ND	0.00050		mg/L	1	11/01/2013 1229	11/01/2013 1506	KP
tert-Butylbenzene	ND	0.00050		mg/L	1	11/01/2013 1229	11/01/2013 1506	KP
Tetrachloroethene	ND	0.00050		mg/L	1	11/01/2013 1229	11/01/2013 1506	KP
Toluene	ND	0.00050		mg/L	1	11/01/2013 1229	11/01/2013 1506	KP
trans-1,2-Dichloroethene	ND	0.00050		mg/L	1	11/01/2013 1229	11/01/2013 1506	KP
trans-1,3-Dichloropropene	ND	0.00050		mg/L	1	11/01/2013 1229	11/01/2013 1506	KP
Trichloroethene	ND	0.00050		mg/L	1	11/01/2013 1229	11/01/2013 1506	KP
Trichlorofluoromethane	ND	0.00050		mg/L	1	11/01/2013 1229	11/01/2013 1506	KP
TTHMs	ND	0.00050		mg/L	1	11/01/2013 1229	11/01/2013 1506	KP
Vinyl chloride	ND	0.00050		mg/L	1	11/01/2013 1229	11/01/2013 1506	KP
Xylenes, Total	ND	0.0015		mg/L	1	11/01/2013 1229	11/01/2013 1506	KP
Surr: 1,2-Dichlorobenzene-d4	*87*	*70-130*		*%REC*	*1*	*11/01/2013 1229*	*11/01/2013 1506*	*KP*
Surr: 4-Bromofluorobenzene	*91*	*70-130*		*%REC*	*1*	*11/01/2013 1229*	*11/01/2013 1506*	*KP*

Client: University of Arizona- Risk Management Services
Project: Page Ranch
Work Order: 13J0686
Date Received: 10/23/2013

QC Summary

Analyte	Result	Reporting Limit	Units	Spike Level	Source Result	%REC	%REC Limits	RPD	RPD Limit	Qual
Batch 1310308 - E200.7										
Blank (1310308-BLK1)				Prepared: 10/28/2013 Analyzed: 10/29/2013						
Manganese	ND	0.020	mg/L							
Sodium	ND	5.0	mg/L							
LCS (1310308-BS1)				Prepared: 10/28/2013 Analyzed: 10/29/2013						
Manganese	0.52	0.020	mg/L	0.5000		104	85-115			
Sodium	9.7	5.0	mg/L	10.00		97	85-115			
LCS Dup (1310308-BSD1)				Prepared: 10/28/2013 Analyzed: 10/29/2013						
Manganese	0.52	0.020	mg/L	0.5000		104	85-115	0.03	20	
Sodium	9.7	5.0	mg/L	10.00		97	85-115	0.04	20	
Matrix Spike (1310308-MS1)		**Source: 13J0574-01**		Prepared: 10/28/2013 Analyzed: 10/29/2013						
Manganese	0.65	0.020	mg/L	0.5000	0.14	102	70-130			
Sodium	74	5.0	mg/L	10.00	64	91	70-130			
Matrix Spike (1310308-MS2)		**Source: 13J0691-01**		Prepared: 10/28/2013 Analyzed: 10/29/2013						
Manganese	0.55	0.020	mg/L	0.5000	0.034	104	70-130			
Sodium	41	5.0	mg/L	10.00	32	92	70-130			

Client: University of Arizona- Risk Management Services
Project: Page Ranch
Work Order: 13J0686
Date Received: 10/23/2013

QC Summary

Analyte	Result	Reporting Limit	Units	Spike Level	Source Result	%REC	%REC Limits	RPD	RPD Limit	Qual
Batch 1310275 - SW8081A										
Blank (1310275-BLK1)				Prepared: 10/24/2013 Analyzed: 10/28/2013						
4,4´-DDD	ND	0.10	ug/L							
4,4´-DDE	ND	0.10	ug/L							
4,4´-DDT	ND	0.10	ug/L							
Aldrin	ND	0.10	ug/L							
alpha-BHC	ND	0.10	ug/L							
alpha-Chlordane	ND	0.10	ug/L							
beta-BHC	ND	0.10	ug/L							
delta-BHC	ND	0.10	ug/L							
Dieldrin	ND	0.10	ug/L							
Endosulfan I	ND	0.10	ug/L							
Endosulfan II	ND	0.10	ug/L							
Endosulfan sulfate	ND	0.10	ug/L							
Endrin	ND	0.10	ug/L							
Endrin aldehyde	ND	0.10	ug/L							
Endrin ketone	ND	0.10	ug/L							
gamma-BHC	ND	0.10	ug/L							
gamma-Chlordane	ND	0.10	ug/L							
Heptachlor	ND	0.10	ug/L							
Heptachlor epoxide	ND	0.10	ug/L							
Methoxychlor	ND	0.10	ug/L							
Toxaphene	ND	1.0	ug/L							
Surrogate: Decachlorobiphenyl	*0.986*		*ug/L*	*1.000*		*99*	*38.8-124*			
Surrogate: Tetrachloro-m-xylene	*0.922*		*ug/L*	*1.000*		*92*	*40-118.3*			
LCS (1310275-BS1)				Prepared: 10/24/2013 Analyzed: 10/28/2013						
4,4´-DDT	0.85	0.10	ug/L	1.000		85	54.8-117.2			
Aldrin	0.43	0.10	ug/L	0.5000		85	53.1-105			
Dieldrin	0.84	0.10	ug/L	1.000		84	59.5-100.2			
Endrin	0.87	0.10	ug/L	1.000		87	58.1-100.7			
gamma-BHC	0.44	0.10	ug/L	0.5000		88	56.5-117.1			
Heptachlor	0.40	0.10	ug/L	0.5000		81	51.5-104.5			
Surrogate: Decachlorobiphenyl	*0.906*		*ug/L*	*1.000*		*91*	*54.4-123.3*			
Surrogate: Tetrachloro-m-xylene	*0.811*		*ug/L*	*1.000*		*81*	*37.5-105.7*			
LCS Dup (1310275-BSD1)				Prepared: 10/24/2013 Analyzed: 10/28/2013						
4,4´-DDT	0.87	0.10	ug/L	1.000		87	54.8-117.2	3	30	
Aldrin	0.42	0.10	ug/L	0.5000		84	53.1-105	2	30	
Dieldrin	0.86	0.10	ug/L	1.000		86	59.5-100.2	2	30	
Endrin	0.88	0.10	ug/L	1.000		88	58.1-100.7	0.7	30	
gamma-BHC	0.43	0.10	ug/L	0.5000		86	56.5-117.1	3	30	
Heptachlor	0.40	0.10	ug/L	0.5000		81	51.5-104.5	0.1	30	
Surrogate: Decachlorobiphenyl	*0.936*		*ug/L*	*1.000*		*94*	*54.4-123.3*			
Surrogate: Tetrachloro-m-xylene	*0.796*		*ug/L*	*1.000*		*80*	*37.5-105.7*			

Client: University of Arizona- Risk Management Services
Project: Page Ranch
Work Order: 13J0686
Date Received: 10/23/2013

QC Summary

Analyte	Result	Reporting Limit	Units	Spike Level	Source Result	%REC	%REC Limits	RPD	RPD Limit	Qual
Batch 1310275 - SW8081A										
Matrix Spike (1310275-MS1)		**Source: 13J0691-01**		Prepared: 10/24/2013 Analyzed: 10/28/2013						
4,4′-DDT	0.89	0.10	ug/L	1.002	ND	89	10.1-142.2			
Aldrin	0.46	0.10	ug/L	0.5010	ND	92	23.2-118.8			
Dieldrin	0.90	0.10	ug/L	1.002	ND	90	43.8-113.4			
Endrin	0.92	0.10	ug/L	1.002	ND	92	28.1-131.1			
gamma-BHC	0.46	0.10	ug/L	0.5010	ND	92	58-115.5			
Heptachlor	0.43	0.10	ug/L	0.5010	ND	86	32.4-137			
Surrogate: Decachlorobiphenyl	*1.01*		*ug/L*	*1.002*		*101*	*38.8-124*			
Surrogate: Tetrachloro-m-xylene	*0.878*		*ug/L*	*1.002*		*88*	*40-118.3*			
Matrix Spike Dup (1310275-MSD1)		**Source: 13J0691-01**		Prepared: 10/24/2013 Analyzed: 10/28/2013						
4,4′-DDT	0.87	0.10	ug/L	1.006	ND	87	10.1-142.2	2	30	
Aldrin	0.45	0.10	ug/L	0.5030	ND	89	23.2-118.8	3	30	
Dieldrin	0.89	0.10	ug/L	1.006	ND	88	43.8-113.4	1	30	
Endrin	0.93	0.10	ug/L	1.006	ND	93	28.1-131.1	1	30	
gamma-BHC	0.45	0.10	ug/L	0.5030	ND	90	58-115.5	0.9	30	
Heptachlor	0.42	0.10	ug/L	0.5030	ND	83	32.4-137	4	30	
Surrogate: Decachlorobiphenyl	*0.936*		*ug/L*	*1.006*		*93*	*38.8-124*			
Surrogate: Tetrachloro-m-xylene	*0.847*		*ug/L*	*1.006*		*84*	*40-118.3*			
Batch 1310276 - E504.1										
Blank (1310276-BLK1)				Prepared & Analyzed: 10/24/2013						
1,2-Dibromo-3-chloropropane	ND	0.000020	mg/L							
1,2-Dibromoethane	ND	0.000010	mg/L							
Surrogate: Tetrachloro-m-xylene	*0.000215*		*mg/L*	*0.0002000*		*107*	*92.2-133.7*			
LCS (1310276-BS1)				Prepared & Analyzed: 10/24/2013						
1,2-Dibromo-3-chloropropane	0.00023	0.000020	mg/L	0.0002500		93	70-130			
1,2-Dibromoethane	0.00028	0.000010	mg/L	0.0002500		113	70-130			
Surrogate: Tetrachloro-m-xylene	*0.000217*		*mg/L*	*0.0002000*		*109*	*98.2-130.5*			
LCS Dup (1310276-BSD1)				Prepared & Analyzed: 10/24/2013						
1,2-Dibromo-3-chloropropane	0.00021	0.000020	mg/L	0.0002500		85	70-130	9	30	
1,2-Dibromoethane	0.00026	0.000010	mg/L	0.0002500		105	70-130	8	30	
Surrogate: Tetrachloro-m-xylene	*0.000204*		*mg/L*	*0.0002000*		*102*	*98.2-130.5*			
Matrix Spike (1310276-MS1)		**Source: 13J0691-01**		Prepared & Analyzed: 10/24/2013						
1,2-Dibromo-3-chloropropane	0.00022	0.000020	mg/L	0.0002500	ND	88	70-130			
1,2-Dibromoethane	0.00027	0.000010	mg/L	0.0002500	ND	107	70-130			
Surrogate: Tetrachloro-m-xylene	*0.000209*		*mg/L*	*0.0002000*		*104*	*92.2-133.7*			
Batch 1310327 - SW8270C										

Client: University of Arizona- Risk Management Services
Project: Page Ranch
Work Order: 13J0686
Date Received: 10/23/2013

QC Summary

Analyte	Result	Reporting Limit	Units	Spike Level	Source Result	%REC	%REC Limits	RPD	RPD Limit	Qual
Batch 1310327 - SW8270C										
Blank (1310327-BLK1)				Prepared: 10/29/2013 Analyzed: 10/30/2013						
1,2,4-Trichlorobenzene	ND	10	ug/L							
1,2-Dichlorobenzene	ND	10	ug/L							
1,3-Dichlorobenzene	ND	10	ug/L							
1,4-Dichlorobenzene	ND	10	ug/L							
2,4,5-Trichlorophenol	ND	10	ug/L							
2,4,6-Trichlorophenol	ND	10	ug/L							
2,4-Dichlorophenol	ND	10	ug/L							
2,4-Dimethylphenol	ND	10	ug/L							
2,4-Dinitrophenol	ND	50	ug/L							
2,4-Dinitrotoluene	ND	10	ug/L							
2,6-Dinitrotoluene	ND	10	ug/L							
2-Chloronaphthalene	ND	10	ug/L							
2-Chlorophenol	ND	10	ug/L							
2-Methylnaphthalene	ND	5.0	ug/L							
2-Methylphenol	ND	10	ug/L							
2-Nitroaniline	ND	20	ug/L							
2-Nitrophenol	ND	10	ug/L							
3,3´-Dichlorobenzidine	ND	20	ug/L							
3,4-Methylphenol	ND	10	ug/L							
3-Nitroaniline	ND	20	ug/L							
4,6-Dinitro-2-methylphenol	ND	20	ug/L							
4-Bromophenyl phenyl ether	ND	10	ug/L							
4-Chloro-3-methylphenol	ND	10	ug/L							
4-Chloroaniline	ND	20	ug/L							
4-Chlorophenyl phenyl ether	ND	10	ug/L							
4-Nitroaniline	ND	20	ug/L							
4-Nitrophenol	ND	50	ug/L							
Acenaphthene	ND	5.0	ug/L							
Acenaphthylene	ND	5.0	ug/L							
Aniline	ND	20	ug/L							
Anthracene	ND	5.0	ug/L							
Benzo[a]anthracene	ND	5.0	ug/L							
Benzo[a]pyrene	ND	5.0	ug/L							
Benzo[b,k]fluoranthene	ND	10	ug/L							
Benzo[g,h,i]perylene	ND	5.0	ug/L							
Benzoic acid	ND	50	ug/L							
Benzyl alcohol	ND	5.0	ug/L							
Bis(2-chloroethoxy)methane	ND	10	ug/L							
Bis(2-chloroethyl)ether	ND	10	ug/L							
Bis(2-chloroisopropyl)ether	ND	10	ug/L							
Bis(2-ethylhexyl)phthalate	ND	10	ug/L							
Butyl benzyl phthalate	ND	10	ug/L							
Chrysene	ND	5.0	ug/L							
Dibenzo[a,h]anthracene	ND	5.0	ug/L							
Dibenzofuran	ND	5.0	ug/L							
Diethyl phthalate	ND	10	ug/L							
Dimethyl phthalate	ND	10	ug/L							
Di-n-butyl phthalate	ND	10	ug/L							

Client: University of Arizona- Risk Management Services
Project: Page Ranch
Work Order: 13J0686
Date Received: 10/23/2013

QC Summary

Analyte	Result	Reporting Limit	Units	Spike Level	Source Result	%REC	%REC Limits	RPD	RPD Limit	Qual
Batch 1310327 - SW8270C										
Blank (1310327-BLK1)				Prepared: 10/29/2013 Analyzed: 10/30/2013						
Di-n-octyl phthalate	ND	10	ug/L							
Fluoranthene	ND	5.0	ug/L							
Fluorene	ND	5.0	ug/L							
Hexachlorobenzene	ND	10	ug/L							
Hexachlorobutadiene	ND	10	ug/L							
Hexachlorocyclopentadiene	ND	10	ug/L							
Hexachloroethane	ND	10	ug/L							
Indeno[1,2,3-cd]pyrene	ND	5.0	ug/L							
Isophorone	ND	10	ug/L							
Naphthalene	ND	5.0	ug/L							
Nitrobenzene	ND	10	ug/L							
N-Nitrosodimethylamine	ND	10	ug/L							
N-Nitrosodiphenylamine	ND	10	ug/L							
N-Nitrosodipropylamine	ND	10	ug/L							
Pentachlorophenol	ND	30	ug/L							
Phenanthrene	ND	5.0	ug/L							
Phenol	ND	10	ug/L							
Pyrene	ND	5.0	ug/L							
Surrogate: 2,4,6-Tribromophenol	*113*		*ug/L*	*100.0*		*113*	*61.48-125.96*			
Surrogate: 2-Fluorobiphenyl	*77.9*		*ug/L*	*100.0*		*78*	*41.02-91.53*			
Surrogate: 2-Fluorophenol	*46.2*		*ug/L*	*100.0*		*46*	*38.35-57.43*			
Surrogate: 4-Terphenyl-d14	*64.6*		*ug/L*	*100.0*		*65*	*14.66-124.11*			
Surrogate: Nitrobenzene-d5	*65.9*		*ug/L*	*100.0*		*66*	*49.49-85.19*			
Surrogate: Phenol-d6	*45.9*		*ug/L*	*100.0*		*46*	*28.68-69.45*			
LCS (1310327-BS1)				Prepared: 10/29/2013 Analyzed: 10/30/2013						
1,2,4-Trichlorobenzene	23	10	ug/L	50.00		46	28.14-85.64			
1,4-Dichlorobenzene	17	10	ug/L	50.00		34	27.79-64.15			
2,4-Dinitrotoluene	26	10	ug/L	50.00		51	39.27-79.35			
2-Chlorophenol	58	10	ug/L	100.0		58	24.62-79.98			
4-Chloro-3-methylphenol	65	10	ug/L	100.0		65	37.66-82.55			
4-Nitrophenol	65	50	ug/L	100.0		65	26.58-91.73			
Acenaphthene	29	5.0	ug/L	50.00		59	41.63-72.14			
N-Nitrosodipropylamine	37	10	ug/L	50.00		73	36.81-88.63			
Pentachlorophenol	67	30	ug/L	100.0		67	32.14-95.92			
Phenol	41	10	ug/L	100.0		41	7.96-52.41			
Pyrene	28	5.0	ug/L	50.00		57	41.65-82.75			
Surrogate: 2,4,6-Tribromophenol	*94.3*		*ug/L*	*100.0*		*94*	*32.57-112.08*			
Surrogate: 2-Fluorobiphenyl	*64.3*		*ug/L*	*100.0*		*64*	*36.69-77.45*			
Surrogate: 2-Fluorophenol	*37.7*		*ug/L*	*100.0*		*38*	*0-86.73*			
Surrogate: 4-Terphenyl-d14	*52.1*		*ug/L*	*100.0*		*52*	*37.21-81.06*			
Surrogate: Nitrobenzene-d5	*53.8*		*ug/L*	*100.0*		*54*	*36.8-79.16*			
Surrogate: Phenol-d6	*43.3*		*ug/L*	*100.0*		*43*	*0-56.2*			

Client: University of Arizona- Risk Management Services
Project: Page Ranch
Work Order: 13J0686
Date Received: 10/23/2013

QC Summary

Analyte	Result	Reporting Limit	Units	Spike Level	Source Result	%REC	%REC Limits	RPD	RPD Limit	Qual
Batch 1310327 - SW8270C										
LCS Dup (1310327-BSD1)				Prepared: 10/29/2013 Analyzed: 10/30/2013						
1,2,4-Trichlorobenzene	29	10	ug/L	50.00		57	28.14-85.64	20	30	
1,4-Dichlorobenzene	22	10	ug/L	50.00		44	27.79-64.15	27	30	
2,4-Dinitrotoluene	29	10	ug/L	50.00		58	39.27-79.35	12	30	
2-Chlorophenol	64	10	ug/L	100.0		64	24.62-79.98	10	30	
4-Chloro-3-methylphenol	71	10	ug/L	100.0		71	37.66-82.55	9	30	
4-Nitrophenol	76	50	ug/L	100.0		76	26.58-91.73	15	30	
Acenaphthene	32	5.0	ug/L	50.00		63	41.63-72.14	7	30	
N-Nitrosodipropylamine	37	10	ug/L	50.00		75	36.81-88.63	2	30	
Pentachlorophenol	81	30	ug/L	100.0		81	32.14-95.92	19	30	
Phenol	35	10	ug/L	100.0		35	7.96-52.41	17	30	
Pyrene	32	5.0	ug/L	50.00		63	41.65-82.75	11	30	
Surrogate: 2,4,6-Tribromophenol	*106*		*ug/L*	*100.0*		*106*	*32.57-112.08*			
Surrogate: 2-Fluorobiphenyl	*68.3*		*ug/L*	*100.0*		*68*	*36.69-77.45*			
Surrogate: 2-Fluorophenol	*36.0*		*ug/L*	*100.0*		*36*	*0-86.73*			
Surrogate: 4-Terphenyl-d14	*56.5*		*ug/L*	*100.0*		*56*	*37.21-81.06*			
Surrogate: Nitrobenzene-d5	*65.3*		*ug/L*	*100.0*		*65*	*36.8-79.16*			
Surrogate: Phenol-d6	*36.8*		*ug/L*	*100.0*		*37*	*0-56.2*			
Matrix Spike (1310327-MS1)		**Source: 13J0691-01**		Prepared: 10/29/2013 Analyzed: 10/30/2013						
1,2,4-Trichlorobenzene	26	10	ug/L	50.51	ND	51	51.67-99.16			M7
1,4-Dichlorobenzene	17	10	ug/L	50.51	ND	33	44.91-69.29			M7
2,4-Dinitrotoluene	26	10	ug/L	50.51	ND	52	45.63-98.31			
2-Chlorophenol	60	10	ug/L	101.0	ND	59	53.62-77.95			
4-Chloro-3-methylphenol	68	10	ug/L	101.0	ND	68	54.19-87.12			
4-Nitrophenol	67	51	ug/L	101.0	ND	67	33.45-100.91			
Acenaphthene	30	5.1	ug/L	50.51	ND	59	10.45-102.26			
N-Nitrosodipropylamine	36	10	ug/L	50.51	ND	72	50.37-110.06			
Pentachlorophenol	76	30	ug/L	101.0	ND	75	52.6-111			
Phenol	36	10	ug/L	101.0	ND	36	25.68-69.53			
Pyrene	27	5.1	ug/L	50.51	ND	53	58.09-82.37			M7
Surrogate: 2,4,6-Tribromophenol	*103*		*ug/L*	*101.0*		*102*	*61.48-125.96*			
Surrogate: 2-Fluorobiphenyl	*69.5*		*ug/L*	*101.0*		*69*	*41.02-91.53*			
Surrogate: 2-Fluorophenol	*31.5*		*ug/L*	*101.0*		*31*	*38.35-57.43*			*S6*
Surrogate: 4-Terphenyl-d14	*53.4*		*ug/L*	*101.0*		*53*	*14.66-124.11*			
Surrogate: Nitrobenzene-d5	*56.0*		*ug/L*	*101.0*		*55*	*49.49-85.19*			
Surrogate: Phenol-d6	*38.0*		*ug/L*	*101.0*		*38*	*28.68-69.45*			

Client: University of Arizona- Risk Management Services
Project: Page Ranch
Work Order: 13J0686
Date Received: 10/23/2013

QC Summary

Analyte	Result	Reporting Limit	Units	Spike Level	Source Result	%REC	%REC Limits	RPD	RPD Limit	Qual
Batch 1310327 - SW8270C										
Matrix Spike Dup (1310327-MSD1)		**Source: 13J0691-01**		Prepared: 10/29/2013 Analyzed: 10/30/2013						
1,2,4-Trichlorobenzene	27	10	ug/L	50.40	ND	54	51.67-99.16	6	30	
1,4-Dichlorobenzene	21	10	ug/L	50.40	ND	42	44.91-69.29	24	30	M7
2,4-Dinitrotoluene	31	10	ug/L	50.40	ND	62	45.63-98.31	18	30	
2-Chlorophenol	64	10	ug/L	100.8	ND	63	53.62-77.95	7	30	
4-Chloro-3-methylphenol	71	10	ug/L	100.8	ND	71	54.19-87.12	4	30	
4-Nitrophenol	86	50	ug/L	100.8	ND	85	33.45-100.91	24	30	
Acenaphthene	32	5.0	ug/L	50.40	ND	64	10.45-102.26	7	30	
N-Nitrosodipropylamine	37	10	ug/L	50.40	ND	74	50.37-110.06	3	30	
Pentachlorophenol	82	30	ug/L	100.8	ND	81	52.6-111	7	30	
Phenol	40	10	ug/L	100.8	ND	40	25.68-69.53	10	30	
Pyrene	28	5.0	ug/L	50.40	ND	57	58.09-82.37	6	30	M7
Surrogate: 2,4,6-Tribromophenol	*109*		*ug/L*	*100.8*		*108*	*61.48-125.96*			
Surrogate: 2-Fluorobiphenyl	*71.6*		*ug/L*	*100.8*		*71*	*41.02-91.53*			
Surrogate: 2-Fluorophenol	*40.5*		*ug/L*	*100.8*		*40*	*38.35-57.43*			
Surrogate: 4-Terphenyl-d14	*56.3*		*ug/L*	*100.8*		*56*	*14.66-124.11*			
Surrogate: Nitrobenzene-d5	*60.5*		*ug/L*	*100.8*		*60*	*49.49-85.19*			
Surrogate: Phenol-d6	*42.0*		*ug/L*	*100.8*		*42*	*28.68-69.45*			

Client: University of Arizona- Risk Management Services
Project: Page Ranch
Work Order: 13J0686
Date Received: 10/23/2013

QC Summary

Analyte	Result	Reporting Limit	Units	Spike Level	Source Result	%REC	%REC Limits	RPD	RPD Limit	Qual
Batch 1311020 - EPA 524.2										

Client: University of Arizona- Risk Management Services
Project: Page Ranch
Work Order: 13J0686
Date Received: 10/23/2013

QC Summary

Analyte	Result	Reporting Limit	Units	Spike Level	Source Result	%REC	%REC Limits	RPD	RPD Limit	Qual
Batch 1311020 - EPA 524.2										
Blank (1311020-BLK1)				Prepared & Analyzed: 11/01/2013						
1,1,1,2-Tetrachloroethane	ND	0.00050	mg/L							
1,1,1-Trichloroethane	ND	0.00050	mg/L							
1,1,2,2-Tetrachloroethane	ND	0.00050	mg/L							
1,1,2-Trichloroethane	ND	0.00050	mg/L							
1,1-Dichloroethane	ND	0.00050	mg/L							
1,1-Dichloroethene	ND	0.00050	mg/L							
1,1-Dichloropropene	ND	0.00050	mg/L							
1,2,3-Trichlorobenzene	ND	0.00050	mg/L							
1,2,3-Trichloropropane	ND	0.00050	mg/L							
1,2,4-Trichlorobenzene	ND	0.00050	mg/L							
1,2,4-Trimethylbenzene	ND	0.00050	mg/L							
1,2-Dichlorobenzene	ND	0.00050	mg/L							
1,2-Dichloroethane	ND	0.00050	mg/L							
1,2-Dichloropropane	ND	0.00050	mg/L							
1,3,5-Trimethylbenzene	ND	0.00050	mg/L							
1,3-Dichlorobenzene	ND	0.00050	mg/L							
1,3-Dichloropropane	ND	0.00050	mg/L							
1,4-Dichlorobenzene	ND	0.00050	mg/L							
2,2-Dichloropropane	ND	0.00050	mg/L							
2-Chlorotoluene	ND	0.00050	mg/L							
4-Chlorotoluene	ND	0.00050	mg/L							
4-Isopropyltoluene	ND	0.00050	mg/L							
Benzene	ND	0.00050	mg/L							
Bromobenzene	ND	0.00050	mg/L							
Bromochloromethane	ND	0.00050	mg/L							
Bromodichloromethane	ND	0.00050	mg/L							
Bromoform	ND	0.00050	mg/L							
Bromomethane	ND	0.00050	mg/L							
Carbon tetrachloride	ND	0.00050	mg/L							
Chlorobenzene	ND	0.00050	mg/L							
Chloroethane	ND	0.00050	mg/L							
Chloroform	ND	0.00050	mg/L							
Chloromethane	ND	0.00050	mg/L							
cis-1,2-Dichloroethene	ND	0.00050	mg/L							
cis-1,3-Dichloropropene	ND	0.00050	mg/L							
Dibromochloromethane	ND	0.00050	mg/L							
Dibromomethane	ND	0.00050	mg/L							
Dichlorodifluoromethane	ND	0.00050	mg/L							
Ethylbenzene	ND	0.00050	mg/L							
Hexachlorobutadiene	ND	0.00050	mg/L							
Isopropylbenzene	ND	0.00050	mg/L							
Methylene chloride	ND	0.00050	mg/L							
Naphthalene	ND	0.00050	mg/L							
n-Butylbenzene	ND	0.00050	mg/L							
n-Propylbenzene	ND	0.00050	mg/L							
sec-Butylbenzene	ND	0.00050	mg/L							
Styrene	ND	0.00050	mg/L							
tert-Butylbenzene	ND	0.00050	mg/L							

Client: University of Arizona- Risk Management Services
Project: Page Ranch
Work Order: 13J0686
Date Received: 10/23/2013

QC Summary

Analyte	Result	Reporting Limit	Units	Spike Level	Source Result	%REC	%REC Limits	RPD	RPD Limit	Qual
Batch 1311020 - EPA 524.2										
Blank (1311020-BLK1)				Prepared & Analyzed: 11/01/2013						
Tetrachloroethene	ND	0.00050	mg/L							
Toluene	ND	0.00050	mg/L							
trans-1,2-Dichloroethene	ND	0.00050	mg/L							
trans-1,3-Dichloropropene	ND	0.00050	mg/L							
Trichloroethene	ND	0.00050	mg/L							
Trichlorofluoromethane	ND	0.00050	mg/L							
TTHMs	ND	0.00050	mg/L							
Vinyl chloride	ND	0.00050	mg/L							
Xylenes, Total	ND	0.0015	mg/L							
Surrogate: 1,2-Dichlorobenzene-d4	*0.84*		*ug/L*	*1.000*		*84*	*70-130*			
Surrogate: 4-Bromofluorobenzene	*0.90*		*ug/L*	*1.000*		*90*	*70-130*			

Client: University of Arizona- Risk Management Services
Project: Page Ranch
Work Order: 13J0686
Date Received: 10/23/2013

QC Summary

Analyte	Result	Reporting Limit	Units	Spike Level	Source Result	%REC	%REC Limits	RPD	RPD Limit	Qual
Batch 1311020 - EPA 524.2										
LCS (1311020-BS1)				Prepared & Analyzed: 11/01/2013						
1,1,1,2-Tetrachloroethane	0.010	0.00050	mg/L	0.01000		102	70-130			
1,1,1-Trichloroethane	0.011	0.00050	mg/L	0.01000		107	70-130			
1,1,2,2-Tetrachloroethane	0.011	0.00050	mg/L	0.01000		114	70-130			
1,1,2-Trichloroethane	0.011	0.00050	mg/L	0.01000		110	70-130			
1,1-Dichloroethane	0.011	0.00050	mg/L	0.01000		105	70-130			
1,1-Dichloroethene	0.010	0.00050	mg/L	0.01000		100	70-130			
1,1-Dichloropropene	0.011	0.00050	mg/L	0.01000		109	70-130			
1,2,3-Trichlorobenzene	0.011	0.00050	mg/L	0.01000		109	70-130			
1,2,3-Trichloropropane	0.011	0.00050	mg/L	0.01000		112	70-130			
1,2,4-Trichlorobenzene	0.011	0.00050	mg/L	0.01000		109	70-130			
1,2,4-Trimethylbenzene	0.011	0.00050	mg/L	0.01000		105	70-130			
1,2-Dichlorobenzene	0.011	0.00050	mg/L	0.01000		108	70-130			
1,2-Dichloroethane	0.011	0.00050	mg/L	0.01000		109	70-130			
1,2-Dichloropropane	0.011	0.00050	mg/L	0.01000		111	70-130			
1,3,5-Trimethylbenzene	0.011	0.00050	mg/L	0.01000		107	70-130			
1,3-Dichlorobenzene	0.011	0.00050	mg/L	0.01000		107	70-130			
1,3-Dichloropropane	0.011	0.00050	mg/L	0.01000		110	70-130			
1,4-Dichlorobenzene	0.011	0.00050	mg/L	0.01000		108	70-130			
2,2-Dichloropropane	0.0097	0.00050	mg/L	0.01000		97	70-130			
2-Chlorotoluene	0.011	0.00050	mg/L	0.01000		107	70-130			
4-Chlorotoluene	0.011	0.00050	mg/L	0.01000		107	70-130			
4-Isopropyltoluene	0.010	0.00050	mg/L	0.01000		104	70-130			
Benzene	0.011	0.00050	mg/L	0.01000		110	70-130			
Bromobenzene	0.011	0.00050	mg/L	0.01000		106	70-130			
Bromochloromethane	0.011	0.00050	mg/L	0.01000		114	70-130			
Bromodichloromethane	0.011	0.00050	mg/L	0.01000		105	70-130			
Bromoform	0.0094	0.00050	mg/L	0.01000		94	70-130			
Bromomethane	0.0099	0.00050	mg/L	0.01000		99	70-130			
Carbon tetrachloride	0.011	0.00050	mg/L	0.01000		108	70-130			
Chlorobenzene	0.011	0.00050	mg/L	0.01000		109	70-130			
Chloroethane	0.010	0.00050	mg/L	0.01000		100	70-130			
Chloroform	0.012	0.00050	mg/L	0.01000		117	70-130			
Chloromethane	0.0085	0.00050	mg/L	0.01000		85	70-130			
cis-1,2-Dichloroethene	0.011	0.00050	mg/L	0.01000		113	70-130			
cis-1,3-Dichloropropene	0.011	0.00050	mg/L	0.01000		106	70-130			
Dibromochloromethane	0.010	0.00050	mg/L	0.01000		104	70-130			
Dibromomethane	0.011	0.00050	mg/L	0.01000		110	70-130			
Dichlorodifluoromethane	0.0083	0.00050	mg/L	0.01000		83	70-130			
Ethylbenzene	0.011	0.00050	mg/L	0.01000		105	70-130			
Hexachlorobutadiene	0.011	0.00050	mg/L	0.01000		105	70-130			
Isopropylbenzene	0.011	0.00050	mg/L	0.01000		106	70-130			
Methyl tert-Butyl Ether (MTBE)	0.010	0.00050	mg/L	0.01000		104	0-200			
Methylene chloride	0.0090	0.00050	mg/L	0.01000		90	70-130			
Naphthalene	0.011	0.00050	mg/L	0.01000		111	70-130			
n-Butylbenzene	0.011	0.00050	mg/L	0.01000		105	70-130			
n-Propylbenzene	0.011	0.00050	mg/L	0.01000		107	70-130			
sec-Butylbenzene	0.011	0.00050	mg/L	0.01000		106	70-130			
Styrene	0.011	0.00050	mg/L	0.01000		108	70-130			

Client: University of Arizona- Risk Management Services
Project: Page Ranch
Work Order: 13J0686
Date Received: 10/23/2013

QC Summary

Analyte	Result	Reporting Limit	Units	Spike Level	Source Result	%REC	%REC Limits	RPD	RPD Limit	Qual
Batch 1311020 - EPA 524.2										
LCS (1311020-BS1)				Prepared & Analyzed: 11/01/2013						
tert-Butylbenzene	0.011	0.00050	mg/L	0.01000		106	70-130			
Tetrachloroethene	0.010	0.00050	mg/L	0.01000		102	70-130			
Toluene	0.011	0.00050	mg/L	0.01000		106	70-130			
trans-1,2-Dichloroethene	0.011	0.00050	mg/L	0.01000		109	70-130			
trans-1,3-Dichloropropene	0.0095	0.00050	mg/L	0.01000		95	70-130			
Trichloroethene	0.011	0.00050	mg/L	0.01000		105	70-130			
Trichlorofluoromethane	0.010	0.00050	mg/L	0.01000		104	70-130			
TTHMs	0.042	0.00050	mg/L				70-130			
Vinyl chloride	0.0097	0.00050	mg/L	0.01000		97	70-130			
Xylenes, Total	0.032	0.0015	mg/L				70-130			
Surrogate: 1,2-Dichlorobenzene-d4	*1.0*		*ug/L*	*1.000*		*104*	*70-130*			
Surrogate: 4-Bromofluorobenzene	*0.99*		*ug/L*	*1.000*		*99*	*70-130*			

Client: University of Arizona- Risk Management Services
Project: Page Ranch
Work Order: 13J0686
Date Received: 10/23/2013

QC Summary

Analyte	Result	Reporting Limit	Units	Spike Level	Source Result	%REC	%REC Limits	RPD	RPD Limit	Qual
Batch 1311020 - EPA 524.2										
LCS Dup (1311020-BSD1)				Prepared & Analyzed: 11/01/2013						
1,1,1,2-Tetrachloroethane	0.010	0.00050	mg/L	0.01000		100	70-130	2	20	
1,1,1-Trichloroethane	0.010	0.00050	mg/L	0.01000		103	70-130	4	20	
1,1,2,2-Tetrachloroethane	0.011	0.00050	mg/L	0.01000		111	70-130	3	20	
1,1,2-Trichloroethane	0.011	0.00050	mg/L	0.01000		114	70-130	4	20	
1,1-Dichloroethane	0.010	0.00050	mg/L	0.01000		102	70-130	3	20	
1,1-Dichloroethene	0.010	0.00050	mg/L	0.01000		100	70-130	0.3	20	
1,1-Dichloropropene	0.010	0.00050	mg/L	0.01000		105	70-130	4	20	
1,2,3-Trichlorobenzene	0.011	0.00050	mg/L	0.01000		109	70-130	0.2	20	
1,2,3-Trichloropropane	0.011	0.00050	mg/L	0.01000		106	70-130	6	20	
1,2,4-Trichlorobenzene	0.011	0.00050	mg/L	0.01000		108	70-130	1	20	
1,2,4-Trimethylbenzene	0.010	0.00050	mg/L	0.01000		105	70-130	0.7	20	
1,2-Dichlorobenzene	0.011	0.00050	mg/L	0.01000		107	70-130	0.7	20	
1,2-Dichloroethane	0.010	0.00050	mg/L	0.01000		102	70-130	6	20	
1,2-Dichloropropane	0.011	0.00050	mg/L	0.01000		110	70-130	1	20	
1,3,5-Trimethylbenzene	0.010	0.00050	mg/L	0.01000		105	70-130	2	20	
1,3-Dichlorobenzene	0.011	0.00050	mg/L	0.01000		107	70-130	0.5	20	
1,3-Dichloropropane	0.011	0.00050	mg/L	0.01000		107	70-130	3	20	
1,4-Dichlorobenzene	0.011	0.00050	mg/L	0.01000		105	70-130	3	20	
2,2-Dichloropropane	0.0095	0.00050	mg/L	0.01000		95	70-130	2	20	
2-Chlorotoluene	0.011	0.00050	mg/L	0.01000		107	70-130	0.6	20	
4-Chlorotoluene	0.011	0.00050	mg/L	0.01000		105	70-130	2	20	
4-Isopropyltoluene	0.010	0.00050	mg/L	0.01000		103	70-130	1	20	
Benzene	0.011	0.00050	mg/L	0.01000		106	70-130	4	20	
Bromobenzene	0.010	0.00050	mg/L	0.01000		104	70-130	2	20	
Bromochloromethane	0.011	0.00050	mg/L	0.01000		111	70-130	2	20	
Bromodichloromethane	0.010	0.00050	mg/L	0.01000		104	70-130	1	20	
Bromoform	0.0093	0.00050	mg/L	0.01000		93	70-130	2	20	
Bromomethane	0.010	0.00050	mg/L	0.01000		104	70-130	5	20	
Carbon tetrachloride	0.010	0.00050	mg/L	0.01000		103	70-130	4	20	
Chlorobenzene	0.011	0.00050	mg/L	0.01000		107	70-130	2	20	
Chloroethane	0.011	0.00050	mg/L	0.01000		108	70-130	7	20	
Chloroform	0.011	0.00050	mg/L	0.01000		110	70-130	6	20	
Chloromethane	0.0091	0.00050	mg/L	0.01000		91	70-130	7	20	
cis-1,2-Dichloroethene	0.011	0.00050	mg/L	0.01000		111	70-130	2	20	
cis-1,3-Dichloropropene	0.010	0.00050	mg/L	0.01000		104	70-130	2	20	
Dibromochloromethane	0.010	0.00050	mg/L	0.01000		103	70-130	0.4	20	
Dibromomethane	0.011	0.00050	mg/L	0.01000		110	70-130	0.4	20	
Dichlorodifluoromethane	0.0084	0.00050	mg/L	0.01000		84	70-130	2	20	
Ethylbenzene	0.010	0.00050	mg/L	0.01000		104	70-130	1	20	
Hexachlorobutadiene	0.010	0.00050	mg/L	0.01000		103	70-130	2	20	
Isopropylbenzene	0.010	0.00050	mg/L	0.01000		105	70-130	1	20	
Methyl tert-Butyl Ether (MTBE)	0.010	0.00050	mg/L	0.01000		100	0-200	5	200	
Methylene chloride	0.011	0.00050	mg/L	0.01000		107	70-130	17	20	
Naphthalene	0.011	0.00050	mg/L	0.01000		108	70-130	2	20	
n-Butylbenzene	0.011	0.00050	mg/L	0.01000		106	70-130	0.6	20	
n-Propylbenzene	0.011	0.00050	mg/L	0.01000		106	70-130	2	20	
sec-Butylbenzene	0.011	0.00050	mg/L	0.01000		105	70-130	0.9	20	
Styrene	0.011	0.00050	mg/L	0.01000		108	70-130	0.8	20	

Client: University of Arizona- Risk Management Services
Project: Page Ranch
Work Order: 13J0686
Date Received: 10/23/2013

QC Summary

Analyte	Result	Reporting Limit	Units	Spike Level	Source Result	%REC	%REC Limits	RPD	RPD Limit	Qual
Batch 1311020 - EPA 524.2										
LCS Dup (1311020-BSD1)				Prepared & Analyzed: 11/01/2013						
tert-Butylbenzene	0.011	0.00050	mg/L	0.01000		105	70-130	0.9	20	
Tetrachloroethene	0.010	0.00050	mg/L	0.01000		103	70-130	0.5	20	
Toluene	0.010	0.00050	mg/L	0.01000		102	70-130	4	20	
trans-1,2-Dichloroethene	0.011	0.00050	mg/L	0.01000		106	70-130	2	20	
trans-1,3-Dichloropropene	0.0094	0.00050	mg/L	0.01000		94	70-130	2	20	
Trichloroethene	0.010	0.00050	mg/L	0.01000		104	70-130	2	20	
Trichlorofluoromethane	0.010	0.00050	mg/L	0.01000		104	70-130	0.8	20	
TTHMs	0.041	0.00050	mg/L				70-130	3	20	
Vinyl chloride	0.010	0.00050	mg/L	0.01000		104	70-130	6	20	
Xylenes, Total	0.032	0.0015	mg/L				70-130	0	20	
Surrogate: 1,2-Dichlorobenzene-d4	*1.1*		*ug/L*	*1.000*		*105*	*70-130*			
Surrogate: 4-Bromofluorobenzene	*0.97*		*ug/L*	*1.000*		*97*	*70-130*			

Turner Laboratories, Inc.

Date: 11/15/2013

Client: University of Arizona- Risk Management Services
Project: Page Ranch
Work Order: 13J0686
Date Received: 10/23/2013

QC Summary

Analyte	Result	Reporting Limit	Units	Spike Level	Source Result	%REC	%REC Limits	RPD	RPD Limit	Qual
Batch 1310259 - E300										
Blank (1310259-BLK1)				Prepared & Analyzed: 10/23/2013						
Chloride	ND	1.0	mg/L							
Sulfate	ND	5.0	mg/L							
LCS (1310259-BS1)				Prepared & Analyzed: 10/23/2013						
Chloride	12	1.0	mg/L	12.50		95	90-110			
Sulfate	12	5.0	mg/L	12.50		97	90-110			
LCS Dup (1310259-BSD1)				Prepared & Analyzed: 10/23/2013						
Chloride	12	1.0	mg/L	12.50		95	90-110	0.2	10	
Sulfate	12	5.0	mg/L	12.50		97	90-110	0.3	10	
Matrix Spike (1310259-MS1)	**Source: 13J0676-03**			Prepared & Analyzed: 10/23/2013						
Chloride	17	1.0	mg/L	12.50	5.5	94	80-120			
Sulfate	18	5.0	mg/L	12.50	6.5	95	80-120			
Matrix Spike (1310259-MS2)	**Source: 13J0691-01**			Prepared & Analyzed: 10/23/2013						
Chloride	17	1.0	mg/L	12.50	5.6	91	80-120			
Sulfate	15	5.0	mg/L	12.50	2.7	95	80-120			
Matrix Spike (1310259-MS3)	**Source: 13J0666-04**			Prepared: 10/23/2013 Analyzed: 10/24/2013						
Chloride	21	1.0	mg/L	12.50	9.6	92	80-120			
Sulfate	13	5.0	mg/L	12.50	1.1	94	80-120			
Matrix Spike Dup (1310259-MSD1)	**Source: 13J0676-03**			Prepared & Analyzed: 10/23/2013						
Chloride	17	1.0	mg/L	12.50	5.5	95	80-120	0.3	10	
Sulfate	18	5.0	mg/L	12.50	6.5	96	80-120	0.5	10	
Matrix Spike Dup (1310259-MSD2)	**Source: 13J0691-01**			Prepared & Analyzed: 10/23/2013						
Chloride	17	1.0	mg/L	12.50	5.6	91	80-120	0.5	10	
Sulfate	15	5.0	mg/L	12.50	2.7	95	80-120	0.4	10	
Matrix Spike Dup (1310259-MSD3)	**Source: 13J0666-04**			Prepared: 10/23/2013 Analyzed: 10/24/2013						
Chloride	21	1.0	mg/L	12.50	9.6	92	80-120	0.09	10	
Sulfate	13	5.0	mg/L	12.50	1.1	94	80-120	0.02	10	

TURNER LABORATORIES INC.
2445 N. Coyote Drive, Suite 104
Tucson, Arizona 85745
(520) 882-5880
Fax: (520) 882-9788
www.turnerlabs.com

CHAIN OF CUSTODY/LABORATORY ANALYSIS REQUEST FORM

TURNER WORK ORDER # 13J0686 DATE 10/23/13 PAGE 1 OF 1

PROJECT NAME Page Ranch #
CONTACT NAME Lloyd Wundrock
COMPANY NAME UA Risk Management Services
ADDRESS PO Box 210300, Tucson, AZ 85721-0300
PHONE 621-1790 FAX 621-3706
SAMPLER'S SIGNATURE

CIRCLE ANALYSIS REQUESTED AND/OR CHECK THE APPROPRIATE BOX

SAMPLE I.D.	DATE	TIME	LAB I.D.	SAMPLE MATRIX*	NUMBER OF CONTAINERS	Base Neutrals 625/8270	Acids	Volatile Organics 624/524.2/8260	TTHMS	HAA5	Pesticides 8081	PCB's 8082	NO_2	NO_3	TKN	Oil and Grease Grav. 1664A	VOA	Semi-VOA	Pest.	TCLP	Dissolved	Total	RCRA8	Total	Total	Amen.	WAD	SDWA-INORGANICS PRIMARY	MPN	Coliform	pH	Collect	Cl_2	Cr_6	COD	TSS	BOD	200.7 Metals	300.0 Anions	SO4		
MW #1	10/23/14	815		GW	9	X	X			X																												X	X	X		

1. RELINQUISHED BY: Signature; Printed Name LM WUNDROCK; Firm UofA; Date/Time 10-23-13/12:27
2. RECEIVED BY: Signature; Printed Name; Firm; Date/Time 10/23 12:27
3. RELINQUISHED BY: Signature; Printed Name; Firm; Date/Time 10/23/13 1339
4. RECEIVED BY: Signature; Printed Name; Firm TURNER LABORATORIES, INC.; Date/Time 10/23/13 1339

TURNAROUND REQUIREMENTS:
- [x] Standard (approx. 10 days)*
- [ ] Next Day [ ] 2 Day [ ] 5 Day*
- [ ] Email Preliminary Results To:

* Working Days

REPORT REQUIREMENTS:
- [ ] I. Routine Report
- [ ] II. Report (includes DUP, MS, MSD, as required, may be charged as samples)
- [x] III. Date Validation Report (Includes All Raw Data) Add 10% to invoice

INVOICE INFORMATION:
Account [ ] Y [ ] N
P.O. #
Bill to:

SAMPLE RECEIPT:
Total Containers 9
Temperature 1.7
[X] Wet Ice [ ] Blue Ice

* LEGEND
DW = DRINKING WATER
GW = GROUNDWATER
SD = SOLID
SG = SLUDGE
SL = SOIL
ST = STORMWATER
WW = WASTEWATER

SPECIAL INSTRUCTIONS/COMMENTS:

Compliance Analysis:	[ ] Yes [ ] No	Custody Seals	[ ]	Preservation Confirmation	[X]
ADEQ Forms:	[ ] Yes [ ] No	Container Intact	[X]	Appropriate Head Space	[X]
Mail ADEQ Forms:	[ ] Yes [ ] No	COC / Labels Agree	[X]	Received Within Hold Time	[X]

Metals-Mn, Na Anions-Cl, SO4 QA/QC Level III Package
Hard Copy Report/Writable CD. Send report to ADEQ electronically

November 15, 2013

Jeff Christensen
University of Arizona- Risk Management Services
PO Box 210300, RM A414
Tucson, AZ 85721

TEL (520) 621-5861
FAX (520) 621-3706

Work Order No.: 13J0688

RE: Page Ranch

Dear Jeff Christensen,

Turner Laboratories, Inc. received 2 sample(s) on 10/23/2013 for the analyses presented in the following report.

All results are intended to be considered in their entirety, and Turner Laboratories, Inc. is not responsible for use of less than the complete report. Results apply only to the samples analyzed. Samples will be disposed of 30 days after issue of our report unless special arrangements are made.

The pages that follow may contain sensitive, privileged or confidential information intended solely for the addressee named above. If you receive this message and are not the agent or employee of the addressee, this communication has been sent in error. Please do not disseminate or copy any of the attached and notify the sender immediately by telephone. Please also return the attached sheet(s) to the sender by mail.

Please call if you have any questions.

Respectfully submitted,

Turner Laboratories, Inc.
ADHS License AZ0066

Terri L. Garcia

Terri Garcia
Technical Director

Turner Laboratories, Inc.

Date: 11/15/2013

Client: University of Arizona- Risk Management Servic
Project: Page Ranch
Work Order: 13J0688
Date Received: 10/23/2013

Work Order Sample Summary

Lab Sample ID	Client Sample ID	Matrix	Collection Date/Time
13J0688-01	MW #2	Ground Water	10/23/2013 1055
13J0688-02	Trip Blank	Trip Blank	10/23/2013 0000

Client: University of Arizona- Risk Management Services
Project: Page Ranch
Work Order: 13J0688
Date Received: 10/23/2013

Case Narrative

M7	Matrix spike recovery was low. Data reported per ADEQ policy 0154.000. Matrix interference was confirmed.
S6	Surrogate recovery was below laboratory and method acceptance limits. Reextraction and/or reanalysis confirms low recovery caused by matrix effect.

All soil, sludge, and solid matrix determinations are reported on a wet weight basis unless otherwise noted.

ND	Not Detected at or above the PQL
PQL	Practical Quantitation Limit
DF	Dilution Factor

Turner Laboratories, Inc.

Date: 11/15/2013

Client: University of Arizona- Risk Management Se
Project: Page Ranch
Work Order: 13J0688
Lab Sample ID: 13J0688-01

Client Sample ID: MW #2
Collection Date/Time: 10/23/2013 1055
Matrix: Ground Water

Analyses	Result	PQL	Qual	Units	DF	Prep Date	Analysis Date	Analyst
ICP Total Metals-E200.7								
Manganese	0.081	0.020		mg/L	1	10/28/2013 0845	10/29/2013 1051	RAD
Sodium	31	5.0		mg/L	1	10/28/2013 0845	10/29/2013 1050	RAD
Anions by Ion Chromatography-E300								
Chloride	6.2	1.0		mg/L	1	10/23/2013 1400	10/23/2013 1850	EW
Sulfate	ND	5.0		mg/L	1	10/23/2013 1400	10/23/2013 1850	EW
EDB and DBCP-E504.1								
1,2-Dibromo-3-chloropropane	ND	0.000020		mg/L	1	10/24/2013 0907	10/24/2013 1528	MD
1,2-Dibromoethane	ND	0.000010		mg/L	1	10/24/2013 0907	10/24/2013 1528	MD
Surr: Tetrachloro-m-xylene	*104*	*92.2-133.7*		*%REC*	*1*	*10/24/2013 0907*	*10/24/2013 1528*	*MD*
Volatile Organic Compounds by GC/MS-EPA 524.2								
1,1,1,2-Tetrachloroethane	ND	0.00050		mg/L	1	11/01/2013 1229	11/01/2013 1542	KP
1,1,1-Trichloroethane	ND	0.00050		mg/L	1	11/01/2013 1229	11/01/2013 1542	KP
1,1,2,2-Tetrachloroethane	ND	0.00050		mg/L	1	11/01/2013 1229	11/01/2013 1542	KP
1,1,2-Trichloroethane	ND	0.00050		mg/L	1	11/01/2013 1229	11/01/2013 1542	KP
1,1-Dichloroethane	ND	0.00050		mg/L	1	11/01/2013 1229	11/01/2013 1542	KP
1,1-Dichloroethene	ND	0.00050		mg/L	1	11/01/2013 1229	11/01/2013 1542	KP
1,1-Dichloropropene	ND	0.00050		mg/L	1	11/01/2013 1229	11/01/2013 1542	KP
1,2,3-Trichlorobenzene	ND	0.00050		mg/L	1	11/01/2013 1229	11/01/2013 1542	KP
1,2,3-Trichloropropane	ND	0.00050		mg/L	1	11/01/2013 1229	11/01/2013 1542	KP
1,2,4-Trichlorobenzene	ND	0.00050		mg/L	1	11/01/2013 1229	11/01/2013 1542	KP
1,2,4-Trimethylbenzene	ND	0.00050		mg/L	1	11/01/2013 1229	11/01/2013 1542	KP
1,2-Dichlorobenzene	ND	0.00050		mg/L	1	11/01/2013 1229	11/01/2013 1542	KP
1,2-Dichloroethane	ND	0.00050		mg/L	1	11/01/2013 1229	11/01/2013 1542	KP
1,2-Dichloropropane	ND	0.00050		mg/L	1	11/01/2013 1229	11/01/2013 1542	KP
1,3,5-Trimethylbenzene	ND	0.00050		mg/L	1	11/01/2013 1229	11/01/2013 1542	KP
1,3-Dichlorobenzene	ND	0.00050		mg/L	1	11/01/2013 1229	11/01/2013 1542	KP
1,3-Dichloropropane	ND	0.00050		mg/L	1	11/01/2013 1229	11/01/2013 1542	KP
1,4-Dichlorobenzene	ND	0.00050		mg/L	1	11/01/2013 1229	11/01/2013 1542	KP
2,2-Dichloropropane	ND	0.00050		mg/L	1	11/01/2013 1229	11/01/2013 1542	KP
2-Chlorotoluene	ND	0.00050		mg/L	1	11/01/2013 1229	11/01/2013 1542	KP
4-Chlorotoluene	ND	0.00050		mg/L	1	11/01/2013 1229	11/01/2013 1542	KP
4-Isopropyltoluene	ND	0.00050		mg/L	1	11/01/2013 1229	11/01/2013 1542	KP
Benzene	ND	0.00050		mg/L	1	11/01/2013 1229	11/01/2013 1542	KP
Bromobenzene	ND	0.00050		mg/L	1	11/01/2013 1229	11/01/2013 1542	KP
Bromochloromethane	ND	0.00050		mg/L	1	11/01/2013 1229	11/01/2013 1542	KP
Bromodichloromethane	ND	0.00050		mg/L	1	11/01/2013 1229	11/01/2013 1542	KP
Bromoform	ND	0.00050		mg/L	1	11/01/2013 1229	11/01/2013 1542	KP

Turner Laboratories, Inc.

Date: 11/15/2013

Client: University of Arizona- Risk Management Se
Project: Page Ranch
Work Order: 13J0688
Lab Sample ID: 13J0688-01

Client Sample ID: MW #2
Collection Date/Time: 10/23/2013 1055
Matrix: Ground Water

Analyses	Result	PQL	Qual	Units	DF	Prep Date	Analysis Date	Analyst
Bromomethane	ND	0.00050		mg/L	1	11/01/2013 1229	11/01/2013 1542	KP
Carbon tetrachloride	ND	0.00050		mg/L	1	11/01/2013 1229	11/01/2013 1542	KP
Chlorobenzene	ND	0.00050		mg/L	1	11/01/2013 1229	11/01/2013 1542	KP
Chloroethane	ND	0.00050		mg/L	1	11/01/2013 1229	11/01/2013 1542	KP
Chloroform	ND	0.00050		mg/L	1	11/01/2013 1229	11/01/2013 1542	KP
Chloromethane	ND	0.00050		mg/L	1	11/01/2013 1229	11/01/2013 1542	KP
cis-1,2-Dichloroethene	ND	0.00050		mg/L	1	11/01/2013 1229	11/01/2013 1542	KP
cis-1,3-Dichloropropene	ND	0.00050		mg/L	1	11/01/2013 1229	11/01/2013 1542	KP
Dibromochloromethane	ND	0.00050		mg/L	1	11/01/2013 1229	11/01/2013 1542	KP
Dibromomethane	ND	0.00050		mg/L	1	11/01/2013 1229	11/01/2013 1542	KP
Dichlorodifluoromethane	ND	0.00050		mg/L	1	11/01/2013 1229	11/01/2013 1542	KP
Ethylbenzene	ND	0.00050		mg/L	1	11/01/2013 1229	11/01/2013 1542	KP
Hexachlorobutadiene	ND	0.00050		mg/L	1	11/01/2013 1229	11/01/2013 1542	KP
Isopropylbenzene	ND	0.00050		mg/L	1	11/01/2013 1229	11/01/2013 1542	KP
Methylene chloride	ND	0.00050		mg/L	1	11/01/2013 1229	11/01/2013 1542	KP
Naphthalene	ND	0.00050		mg/L	1	11/01/2013 1229	11/01/2013 1542	KP
n-Butylbenzene	ND	0.00050		mg/L	1	11/01/2013 1229	11/01/2013 1542	KP
n-Propylbenzene	ND	0.00050		mg/L	1	11/01/2013 1229	11/01/2013 1542	KP
sec-Butylbenzene	ND	0.00050		mg/L	1	11/01/2013 1229	11/01/2013 1542	KP
Styrene	ND	0.00050		mg/L	1	11/01/2013 1229	11/01/2013 1542	KP
tert-Butylbenzene	ND	0.00050		mg/L	1	11/01/2013 1229	11/01/2013 1542	KP
Tetrachloroethene	ND	0.00050		mg/L	1	11/01/2013 1229	11/01/2013 1542	KP
Toluene	ND	0.00050		mg/L	1	11/01/2013 1229	11/01/2013 1542	KP
trans-1,2-Dichloroethene	ND	0.00050		mg/L	1	11/01/2013 1229	11/01/2013 1542	KP
trans-1,3-Dichloropropene	ND	0.00050		mg/L	1	11/01/2013 1229	11/01/2013 1542	KP
Trichloroethene	ND	0.00050		mg/L	1	11/01/2013 1229	11/01/2013 1542	KP
Trichlorofluoromethane	ND	0.00050		mg/L	1	11/01/2013 1229	11/01/2013 1542	KP
TTHMs	ND	0.00050		mg/L	1	11/01/2013 1229	11/01/2013 1542	KP
Vinyl chloride	ND	0.00050		mg/L	1	11/01/2013 1229	11/01/2013 1542	KP
Xylenes, Total	ND	0.0015		mg/L	1	11/01/2013 1229	11/01/2013 1542	KP
Surr: 1,2-Dichlorobenzene-d4	*87*	*70-130*		*%REC*	*1*	*11/01/2013 1229*	*11/01/2013 1542*	*KP*
Surr: 4-Bromofluorobenzene	*94*	*70-130*		*%REC*	*1*	*11/01/2013 1229*	*11/01/2013 1542*	*KP*
Organochlorine Pesticides-SW8081A								
4,4´-DDD	ND	0.10		ug/L	1	10/24/2013 0905	10/28/2013 1847	MD
4,4´-DDE	ND	0.10		ug/L	1	10/24/2013 0905	10/28/2013 1847	MD
4,4´-DDT	ND	0.10		ug/L	1	10/24/2013 0905	10/28/2013 1847	MD
Aldrin	ND	0.10		ug/L	1	10/24/2013 0905	10/28/2013 1847	MD
alpha-BHC	ND	0.10		ug/L	1	10/24/2013 0905	10/28/2013 1847	MD
alpha-Chlordane	ND	0.10		ug/L	1	10/24/2013 0905	10/29/2013 0029	MD
beta-BHC	ND	0.10		ug/L	1	10/24/2013 0905	10/28/2013 1847	MD
delta-BHC	ND	0.10		ug/L	1	10/24/2013 0905	10/28/2013 1847	MD

Turner Laboratories, Inc.

Date: 11/15/2013

Client: University of Arizona- Risk Management Se
Project: Page Ranch
Work Order: 13J0688
Lab Sample ID: 13J0688-01

Client Sample ID: MW #2
Collection Date/Time: 10/23/2013 1055
Matrix: Ground Water

Analyses	Result	PQL	Qual	Units	DF	Prep Date	Analysis Date	Analyst
Dieldrin	ND	0.10		ug/L	1	10/24/2013 0905	10/28/2013 1847	MD
Endosulfan I	ND	0.10		ug/L	1	10/24/2013 0905	10/28/2013 1847	MD
Endosulfan II	ND	0.10		ug/L	1	10/24/2013 0905	10/28/2013 1847	MD
Endosulfan sulfate	ND	0.10		ug/L	1	10/24/2013 0905	10/28/2013 1847	MD
Endrin	ND	0.10		ug/L	1	10/24/2013 0905	10/28/2013 1847	MD
Endrin aldehyde	ND	0.10		ug/L	1	10/24/2013 0905	10/28/2013 1847	MD
Endrin ketone	ND	0.10		ug/L	1	10/24/2013 0905	10/28/2013 1847	MD
gamma-BHC	ND	0.10		ug/L	1	10/24/2013 0905	10/28/2013 1847	MD
gamma-Chlordane	ND	0.10		ug/L	1	10/24/2013 0905	10/29/2013 0029	MD
Heptachlor	ND	0.10		ug/L	1	10/24/2013 0905	10/28/2013 1847	MD
Heptachlor epoxide	ND	0.10		ug/L	1	10/24/2013 0905	10/28/2013 1847	MD
Methoxychlor	ND	0.10		ug/L	1	10/24/2013 0905	10/28/2013 1847	MD
Toxaphene	ND	1.0		ug/L	1	10/24/2013 0905	10/28/2013 1847	MD
Surr: Decachlorobiphenyl	*95*	*38.8-124*		*%REC*	*1*	*10/24/2013 0905*	*10/28/2013 1847*	*MD*
Surr: Tetrachloro-m-xylene	*89*	*40-118.3*		*%REC*	*1*	*10/24/2013 0905*	*10/28/2013 1847*	*MD*
Semivolatile Organic Compounds-SW8270C								
1,2,4-Trichlorobenzene	ND	10		ug/L	1	10/29/2013 0823	10/30/2013 1937	MD
1,2-Dichlorobenzene	ND	10		ug/L	1	10/29/2013 0823	10/30/2013 1937	MD
1,3-Dichlorobenzene	ND	10		ug/L	1	10/29/2013 0823	10/30/2013 1937	MD
1,4-Dichlorobenzene	ND	10		ug/L	1	10/29/2013 0823	10/30/2013 1937	MD
2,4,5-Trichlorophenol	ND	10		ug/L	1	10/29/2013 0823	10/30/2013 1937	MD
2,4,6-Trichlorophenol	ND	10		ug/L	1	10/29/2013 0823	10/30/2013 1937	MD
2,4-Dichlorophenol	ND	10		ug/L	1	10/29/2013 0823	10/30/2013 1937	MD
2,4-Dimethylphenol	ND	10		ug/L	1	10/29/2013 0823	10/30/2013 1937	MD
2,4-Dinitrophenol	ND	50		ug/L	1	10/29/2013 0823	10/30/2013 1937	MD
2,4-Dinitrotoluene	ND	10		ug/L	1	10/29/2013 0823	10/30/2013 1937	MD
2,6-Dinitrotoluene	ND	10		ug/L	1	10/29/2013 0823	10/30/2013 1937	MD
2-Chloronaphthalene	ND	10		ug/L	1	10/29/2013 0823	10/30/2013 1937	MD
2-Chlorophenol	ND	10		ug/L	1	10/29/2013 0823	10/30/2013 1937	MD
2-Methylnaphthalene	ND	5.0		ug/L	1	10/29/2013 0823	10/30/2013 1937	MD
2-Methylphenol	ND	10		ug/L	1	10/29/2013 0823	10/30/2013 1937	MD
2-Nitroaniline	ND	20		ug/L	1	10/29/2013 0823	10/30/2013 1937	MD
2-Nitrophenol	ND	10		ug/L	1	10/29/2013 0823	10/30/2013 1937	MD
3,3´-Dichlorobenzidine	ND	20		ug/L	1	10/29/2013 0823	10/30/2013 1937	MD
3,4-Methylphenol	ND	10		ug/L	1	10/29/2013 0823	10/30/2013 1937	MD
3-Nitroaniline	ND	20		ug/L	1	10/29/2013 0823	10/30/2013 1937	MD
4,6-Dinitro-2-methylphenol	ND	20		ug/L	1	10/29/2013 0823	10/30/2013 1937	MD
4-Bromophenyl phenyl ether	ND	10		ug/L	1	10/29/2013 0823	10/30/2013 1937	MD
4-Chloro-3-methylphenol	ND	10		ug/L	1	10/29/2013 0823	10/30/2013 1937	MD
4-Chloroaniline	ND	20		ug/L	1	10/29/2013 0823	10/30/2013 1937	MD
4-Chlorophenyl phenyl ether	ND	10		ug/L	1	10/29/2013 0823	10/30/2013 1937	MD

Turner Laboratories, Inc.

Date: 11/15/2013

Client: University of Arizona- Risk Management Se
Project: Page Ranch
Work Order: 13J0688
Lab Sample ID: 13J0688-01

Client Sample ID: MW #2
Collection Date/Time: 10/23/2013 1055
Matrix: Ground Water

Analyses	Result	PQL	Qual	Units	DF	Prep Date	Analysis Date	Analyst
4-Nitroaniline	ND	20		ug/L	1	10/29/2013 0823	10/30/2013 1937	MD
4-Nitrophenol	ND	50		ug/L	1	10/29/2013 0823	10/30/2013 1937	MD
Acenaphthene	ND	5.0		ug/L	1	10/29/2013 0823	10/30/2013 1937	MD
Acenaphthylene	ND	5.0		ug/L	1	10/29/2013 0823	10/30/2013 1937	MD
Aniline	ND	20		ug/L	1	10/29/2013 0823	10/30/2013 1937	MD
Anthracene	ND	5.0		ug/L	1	10/29/2013 0823	10/30/2013 1937	MD
Benzo[a]anthracene	ND	5.0		ug/L	1	10/29/2013 0823	10/30/2013 1937	MD
Benzo[a]pyrene	ND	5.0		ug/L	1	10/29/2013 0823	10/30/2013 1937	MD
Benzo[b,k]fluoranthene	ND	10		ug/L	1	10/29/2013 0823	10/30/2013 1937	MD
Benzo[g,h,i]perylene	ND	5.0		ug/L	1	10/29/2013 0823	10/30/2013 1937	MD
Benzoic acid	ND	50		ug/L	1	10/29/2013 0823	10/30/2013 1937	MD
Benzyl alcohol	ND	5.0		ug/L	1	10/29/2013 0823	10/30/2013 1937	MD
Bis(2-chloroethoxy)methane	ND	10		ug/L	1	10/29/2013 0823	10/30/2013 1937	MD
Bis(2-chloroethyl)ether	ND	10		ug/L	1	10/29/2013 0823	10/30/2013 1937	MD
Bis(2-chloroisopropyl)ether	ND	10		ug/L	1	10/29/2013 0823	10/30/2013 1937	MD
Bis(2-ethylhexyl)phthalate	ND	10		ug/L	1	10/29/2013 0823	10/30/2013 1937	MD
Butyl benzyl phthalate	ND	10		ug/L	1	10/29/2013 0823	10/30/2013 1937	MD
Chrysene	ND	5.0		ug/L	1	10/29/2013 0823	10/30/2013 1937	MD
Dibenzo[a,h]anthracene	ND	5.0		ug/L	1	10/29/2013 0823	10/30/2013 1937	MD
Dibenzofuran	ND	5.0		ug/L	1	10/29/2013 0823	10/30/2013 1937	MD
Diethyl phthalate	ND	10		ug/L	1	10/29/2013 0823	10/30/2013 1937	MD
Dimethyl phthalate	ND	10		ug/L	1	10/29/2013 0823	10/30/2013 1937	MD
Di-n-butyl phthalate	ND	10		ug/L	1	10/29/2013 0823	10/30/2013 1937	MD
Di-n-octyl phthalate	ND	10		ug/L	1	10/29/2013 0823	10/30/2013 1937	MD
Fluoranthene	ND	5.0		ug/L	1	10/29/2013 0823	10/30/2013 1937	MD
Fluorene	ND	5.0		ug/L	1	10/29/2013 0823	10/30/2013 1937	MD
Hexachlorobenzene	ND	10		ug/L	1	10/29/2013 0823	10/30/2013 1937	MD
Hexachlorobutadiene	ND	10		ug/L	1	10/29/2013 0823	10/30/2013 1937	MD
Hexachlorocyclopentadiene	ND	10		ug/L	1	10/29/2013 0823	11/04/2013 1630	MD
Hexachloroethane	ND	10		ug/L	1	10/29/2013 0823	10/30/2013 1937	MD
Indeno[1,2,3-cd]pyrene	ND	5.0		ug/L	1	10/29/2013 0823	10/30/2013 1937	MD
Isophorone	ND	10		ug/L	1	10/29/2013 0823	10/30/2013 1937	MD
Naphthalene	ND	5.0		ug/L	1	10/29/2013 0823	10/30/2013 1937	MD
Nitrobenzene	ND	10		ug/L	1	10/29/2013 0823	10/30/2013 1937	MD
N-Nitrosodimethylamine	ND	10		ug/L	1	10/29/2013 0823	10/30/2013 1937	MD
N-Nitrosodiphenylamine	ND	10		ug/L	1	10/29/2013 0823	10/30/2013 1937	MD
N-Nitrosodipropylamine	ND	10		ug/L	1	10/29/2013 0823	10/30/2013 1937	MD
Pentachlorophenol	ND	30		ug/L	1	10/29/2013 0823	10/30/2013 1937	MD
Phenanthrene	ND	5.0		ug/L	1	10/29/2013 0823	10/30/2013 1937	MD
Phenol	ND	10		ug/L	1	10/29/2013 0823	10/30/2013 1937	MD
Pyrene	ND	5.0		ug/L	1	10/29/2013 0823	10/30/2013 1937	MD
Surr: 2,4,6-Tribromophenol	*93*	*61.48-125.9*		*%REC*	*1*	*10/29/2013 0823*	*10/30/2013 1937*	*MD*

Turner Laboratories, Inc.

Date: 11/15/2013

Client: University of Arizona- Risk Management Se
Project: Page Ranch
Work Order: 13J0688
Lab Sample ID: 13J0688-01

Client Sample ID: MW #2
Collection Date/Time: 10/23/2013 1055
Matrix: Ground Water

Analyses	Result	PQL	Qual	Units	DF	Prep Date	Analysis Date	Analyst
Surr: 2-Fluorobiphenyl	*75*	*41.02-91.53*		*%REC*	*1*	*10/29/2013 0823*	*10/30/2013 1937*	*MD*
Surr: 2-Fluorophenol	*39*	*38.35-57.43*		*%REC*	*1*	*10/29/2013 0823*	*10/30/2013 1937*	*MD*
Surr: 4-Terphenyl-d14	*53*	*14.66-124.1*		*%REC*	*1*	*10/29/2013 0823*	*10/30/2013 1937*	*MD*
Surr: Nitrobenzene-d5	*76*	*49.49-85.19*		*%REC*	*1*	*10/29/2013 0823*	*10/30/2013 1937*	*MD*
Surr: Phenol-d6	*51*	*28.68-69.45*		*%REC*	*1*	*10/29/2013 0823*	*10/30/2013 1937*	*MD*

Turner Laboratories, Inc.

Date: 11/15/2013

Client: University of Arizona- Risk Management Se
Project: Page Ranch
Work Order: 13J0688
Lab Sample ID: 13J0688-02

Client Sample ID: Trip Blank
Collection Date/Time: 10/23/2013 0000
Matrix: Trip Blank

Analyses	Result	PQL	Qual	Units	DF	Prep Date	Analysis Date	Analyst
EDB and DBCP-E504.1								
1,2-Dibromo-3-chloropropane	ND	0.000020		mg/L	1	10/24/2013 0907	10/24/2013 1601	MD
1,2-Dibromoethane	ND	0.000010		mg/L	1	10/24/2013 0907	10/24/2013 1601	MD
Surr: Tetrachloro-m-xylene	*106*	*92.2-133.7*		*%REC*	*1*	*10/24/2013 0907*	*10/24/2013 1601*	*MD*
Volatile Organic Compounds by GC/MS-EPA 524.2								
1,1,1,2-Tetrachloroethane	ND	0.00050		mg/L	1	11/01/2013 1229	11/01/2013 1618	KP
1,1,1-Trichloroethane	ND	0.00050		mg/L	1	11/01/2013 1229	11/01/2013 1618	KP
1,1,2,2-Tetrachloroethane	ND	0.00050		mg/L	1	11/01/2013 1229	11/01/2013 1618	KP
1,1,2-Trichloroethane	ND	0.00050		mg/L	1	11/01/2013 1229	11/01/2013 1618	KP
1,1-Dichloroethane	ND	0.00050		mg/L	1	11/01/2013 1229	11/01/2013 1618	KP
1,1-Dichloroethene	ND	0.00050		mg/L	1	11/01/2013 1229	11/01/2013 1618	KP
1,1-Dichloropropene	ND	0.00050		mg/L	1	11/01/2013 1229	11/01/2013 1618	KP
1,2,3-Trichlorobenzene	ND	0.00050		mg/L	1	11/01/2013 1229	11/01/2013 1618	KP
1,2,3-Trichloropropane	ND	0.00050		mg/L	1	11/01/2013 1229	11/01/2013 1618	KP
1,2,4-Trichlorobenzene	ND	0.00050		mg/L	1	11/01/2013 1229	11/01/2013 1618	KP
1,2,4-Trimethylbenzene	ND	0.00050		mg/L	1	11/01/2013 1229	11/01/2013 1618	KP
1,2-Dichlorobenzene	ND	0.00050		mg/L	1	11/01/2013 1229	11/01/2013 1618	KP
1,2-Dichloroethane	ND	0.00050		mg/L	1	11/01/2013 1229	11/01/2013 1618	KP
1,2-Dichloropropane	ND	0.00050		mg/L	1	11/01/2013 1229	11/01/2013 1618	KP
1,3,5-Trimethylbenzene	ND	0.00050		mg/L	1	11/01/2013 1229	11/01/2013 1618	KP
1,3-Dichlorobenzene	ND	0.00050		mg/L	1	11/01/2013 1229	11/01/2013 1618	KP
1,3-Dichloropropane	ND	0.00050		mg/L	1	11/01/2013 1229	11/01/2013 1618	KP
1,4-Dichlorobenzene	ND	0.00050		mg/L	1	11/01/2013 1229	11/01/2013 1618	KP
2,2-Dichloropropane	ND	0.00050		mg/L	1	11/01/2013 1229	11/01/2013 1618	KP
2-Chlorotoluene	ND	0.00050		mg/L	1	11/01/2013 1229	11/01/2013 1618	KP
4-Chlorotoluene	ND	0.00050		mg/L	1	11/01/2013 1229	11/01/2013 1618	KP
4-Isopropyltoluene	ND	0.00050		mg/L	1	11/01/2013 1229	11/01/2013 1618	KP
Benzene	ND	0.00050		mg/L	1	11/01/2013 1229	11/01/2013 1618	KP
Bromobenzene	ND	0.00050		mg/L	1	11/01/2013 1229	11/01/2013 1618	KP
Bromochloromethane	ND	0.00050		mg/L	1	11/01/2013 1229	11/01/2013 1618	KP
Bromodichloromethane	ND	0.00050		mg/L	1	11/01/2013 1229	11/01/2013 1618	KP
Bromoform	ND	0.00050		mg/L	1	11/01/2013 1229	11/01/2013 1618	KP
Bromomethane	ND	0.00050		mg/L	1	11/01/2013 1229	11/01/2013 1618	KP
Carbon tetrachloride	ND	0.00050		mg/L	1	11/01/2013 1229	11/01/2013 1618	KP
Chlorobenzene	ND	0.00050		mg/L	1	11/01/2013 1229	11/01/2013 1618	KP
Chloroethane	ND	0.00050		mg/L	1	11/01/2013 1229	11/01/2013 1618	KP
Chloroform	ND	0.00050		mg/L	1	11/01/2013 1229	11/01/2013 1618	KP
Chloromethane	ND	0.00050		mg/L	1	11/01/2013 1229	11/01/2013 1618	KP
cis-1,2-Dichloroethene	ND	0.00050		mg/L	1	11/01/2013 1229	11/01/2013 1618	KP
cis-1,3-Dichloropropene	ND	0.00050		mg/L	1	11/01/2013 1229	11/01/2013 1618	KP
Dibromochloromethane	ND	0.00050		mg/L	1	11/01/2013 1229	11/01/2013 1618	KP

Turner Laboratories, Inc.

Date: 11/15/2013

Client: University of Arizona- Risk Management Se
Project: Page Ranch
Work Order: 13J0688
Lab Sample ID: 13J0688-02

Client Sample ID: Trip Blank
Collection Date/Time: 10/23/2013 0000
Matrix: Trip Blank

Analyses	Result	PQL	Qual	Units	DF	Prep Date	Analysis Date	Analyst
Dibromomethane	ND	0.00050		mg/L	1	11/01/2013 1229	11/01/2013 1618	KP
Dichlorodifluoromethane	ND	0.00050		mg/L	1	11/01/2013 1229	11/01/2013 1618	KP
Ethylbenzene	ND	0.00050		mg/L	1	11/01/2013 1229	11/01/2013 1618	KP
Hexachlorobutadiene	ND	0.00050		mg/L	1	11/01/2013 1229	11/01/2013 1618	KP
Isopropylbenzene	ND	0.00050		mg/L	1	11/01/2013 1229	11/01/2013 1618	KP
Methylene chloride	ND	0.00050		mg/L	1	11/01/2013 1229	11/01/2013 1618	KP
Naphthalene	ND	0.00050		mg/L	1	11/01/2013 1229	11/01/2013 1618	KP
n-Butylbenzene	ND	0.00050		mg/L	1	11/01/2013 1229	11/01/2013 1618	KP
n-Propylbenzene	ND	0.00050		mg/L	1	11/01/2013 1229	11/01/2013 1618	KP
sec-Butylbenzene	ND	0.00050		mg/L	1	11/01/2013 1229	11/01/2013 1618	KP
Styrene	ND	0.00050		mg/L	1	11/01/2013 1229	11/01/2013 1618	KP
tert-Butylbenzene	ND	0.00050		mg/L	1	11/01/2013 1229	11/01/2013 1618	KP
Tetrachloroethene	ND	0.00050		mg/L	1	11/01/2013 1229	11/01/2013 1618	KP
Toluene	ND	0.00050		mg/L	1	11/01/2013 1229	11/01/2013 1618	KP
trans-1,2-Dichloroethene	ND	0.00050		mg/L	1	11/01/2013 1229	11/01/2013 1618	KP
trans-1,3-Dichloropropene	ND	0.00050		mg/L	1	11/01/2013 1229	11/01/2013 1618	KP
Trichloroethene	ND	0.00050		mg/L	1	11/01/2013 1229	11/01/2013 1618	KP
Trichlorofluoromethane	ND	0.00050		mg/L	1	11/01/2013 1229	11/01/2013 1618	KP
TTHMs	ND	0.00050		mg/L	1	11/01/2013 1229	11/01/2013 1618	KP
Vinyl chloride	ND	0.00050		mg/L	1	11/01/2013 1229	11/01/2013 1618	KP
Xylenes, Total	ND	0.0015		mg/L	1	11/01/2013 1229	11/01/2013 1618	KP
Surr: 1,2-Dichlorobenzene-d4	*81*	*70-130*		*%REC*	*1*	*11/01/2013 1229*	*11/01/2013 1618*	*KP*
Surr: 4-Bromofluorobenzene	*87*	*70-130*		*%REC*	*1*	*11/01/2013 1229*	*11/01/2013 1618*	*KP*

Client: University of Arizona- Risk Management Services
Project: Page Ranch
Work Order: 13J0688
Date Received: 10/23/2013

QC Summary

Analyte	Result	Reporting Limit	Units	Spike Level	Source Result	%REC	%REC Limits	RPD	RPD Limit	Qual
Batch 1310308 - E200.7										
Blank (1310308-BLK1)				Prepared: 10/28/2013 Analyzed: 10/29/2013						
Manganese	ND	0.020	mg/L							
Sodium	ND	5.0	mg/L							
LCS (1310308-BS1)				Prepared: 10/28/2013 Analyzed: 10/29/2013						
Manganese	0.52	0.020	mg/L	0.5000		104	85-115			
Sodium	9.7	5.0	mg/L	10.00		97	85-115			
LCS Dup (1310308-BSD1)				Prepared: 10/28/2013 Analyzed: 10/29/2013						
Manganese	0.52	0.020	mg/L	0.5000		104	85-115	0.03	20	
Sodium	9.7	5.0	mg/L	10.00		97	85-115	0.04	20	
Matrix Spike (1310308-MS1)		**Source: 13J0574-01**		Prepared: 10/28/2013 Analyzed: 10/29/2013						
Manganese	0.65	0.020	mg/L	0.5000	0.14	102	70-130			
Sodium	74	5.0	mg/L	10.00	64	91	70-130			
Matrix Spike (1310308-MS2)		**Source: 13J0691-01**		Prepared: 10/28/2013 Analyzed: 10/29/2013						
Manganese	0.55	0.020	mg/L	0.5000	0.034	104	70-130			
Sodium	41	5.0	mg/L	10.00	32	92	70-130			

Client: University of Arizona- Risk Management Services
Project: Page Ranch
Work Order: 13J0688
Date Received: 10/23/2013

QC Summary

Analyte	Result	Reporting Limit	Units	Spike Level	Source Result	%REC	%REC Limits	RPD	RPD Limit	Qual
Batch 1310275 - SW8081A										
Blank (1310275-BLK1)				Prepared: 10/24/2013 Analyzed: 10/28/2013						
4,4´-DDD	ND	0.10	ug/L							
4,4´-DDE	ND	0.10	ug/L							
4,4´-DDT	ND	0.10	ug/L							
Aldrin	ND	0.10	ug/L							
alpha-BHC	ND	0.10	ug/L							
alpha-Chlordane	ND	0.10	ug/L							
beta-BHC	ND	0.10	ug/L							
delta-BHC	ND	0.10	ug/L							
Dieldrin	ND	0.10	ug/L							
Endosulfan I	ND	0.10	ug/L							
Endosulfan II	ND	0.10	ug/L							
Endosulfan sulfate	ND	0.10	ug/L							
Endrin	ND	0.10	ug/L							
Endrin aldehyde	ND	0.10	ug/L							
Endrin ketone	ND	0.10	ug/L							
gamma-BHC	ND	0.10	ug/L							
gamma-Chlordane	ND	0.10	ug/L							
Heptachlor	ND	0.10	ug/L							
Heptachlor epoxide	ND	0.10	ug/L							
Methoxychlor	ND	0.10	ug/L							
Toxaphene	ND	1.0	ug/L							
Surrogate: Decachlorobiphenyl	*0.986*		*ug/L*	*1.000*		*99*	*38.8-124*			
Surrogate: Tetrachloro-m-xylene	*0.922*		*ug/L*	*1.000*		*92*	*40-118.3*			
LCS (1310275-BS1)				Prepared: 10/24/2013 Analyzed: 10/28/2013						
4,4´-DDT	0.85	0.10	ug/L	1.000		85	54.8-117.2			
Aldrin	0.43	0.10	ug/L	0.5000		85	53.1-105			
Dieldrin	0.84	0.10	ug/L	1.000		84	59.5-100.2			
Endrin	0.87	0.10	ug/L	1.000		87	58.1-100.7			
gamma-BHC	0.44	0.10	ug/L	0.5000		88	56.5-117.1			
Heptachlor	0.40	0.10	ug/L	0.5000		81	51.5-104.5			
Surrogate: Decachlorobiphenyl	*0.906*		*ug/L*	*1.000*		*91*	*54.4-123.3*			
Surrogate: Tetrachloro-m-xylene	*0.811*		*ug/L*	*1.000*		*81*	*37.5-105.7*			
LCS Dup (1310275-BSD1)				Prepared: 10/24/2013 Analyzed: 10/28/2013						
4,4´-DDT	0.87	0.10	ug/L	1.000		87	54.8-117.2	3	30	
Aldrin	0.42	0.10	ug/L	0.5000		84	53.1-105	2	30	
Dieldrin	0.86	0.10	ug/L	1.000		86	59.5-100.2	2	30	
Endrin	0.88	0.10	ug/L	1.000		88	58.1-100.7	0.7	30	
gamma-BHC	0.43	0.10	ug/L	0.5000		86	56.5-117.1	3	30	
Heptachlor	0.40	0.10	ug/L	0.5000		81	51.5-104.5	0.1	30	
Surrogate: Decachlorobiphenyl	*0.936*		*ug/L*	*1.000*		*94*	*54.4-123.3*			
Surrogate: Tetrachloro-m-xylene	*0.796*		*ug/L*	*1.000*		*80*	*37.5-105.7*			

Client: University of Arizona- Risk Management Services
Project: Page Ranch
Work Order: 13J0688
Date Received: 10/23/2013

QC Summary

Analyte	Result	Reporting Limit	Units	Spike Level	Source Result	%REC	%REC Limits	RPD	RPD Limit	Qual
Batch 1310275 - SW8081A										
Matrix Spike (1310275-MS1)		**Source: 13J0691-01**		Prepared: 10/24/2013 Analyzed: 10/28/2013						
4,4´-DDT	0.89	0.10	ug/L	1.002	ND	89	10.1-142.2			
Aldrin	0.46	0.10	ug/L	0.5010	ND	92	23.2-118.8			
Dieldrin	0.90	0.10	ug/L	1.002	ND	90	43.8-113.4			
Endrin	0.92	0.10	ug/L	1.002	ND	92	28.1-131.1			
gamma-BHC	0.46	0.10	ug/L	0.5010	ND	92	58-115.5			
Heptachlor	0.43	0.10	ug/L	0.5010	ND	86	32.4-137			
Surrogate: Decachlorobiphenyl	*1.01*		*ug/L*	*1.002*		*101*	*38.8-124*			
Surrogate: Tetrachloro-m-xylene	*0.878*		*ug/L*	*1.002*		*88*	*40-118.3*			
Matrix Spike Dup (1310275-MSD1)		**Source: 13J0691-01**		Prepared: 10/24/2013 Analyzed: 10/28/2013						
4,4´-DDT	0.87	0.10	ug/L	1.006	ND	87	10.1-142.2	2	30	
Aldrin	0.45	0.10	ug/L	0.5030	ND	89	23.2-118.8	3	30	
Dieldrin	0.89	0.10	ug/L	1.006	ND	88	43.8-113.4	1	30	
Endrin	0.93	0.10	ug/L	1.006	ND	93	28.1-131.1	1	30	
gamma-BHC	0.45	0.10	ug/L	0.5030	ND	90	58-115.5	0.9	30	
Heptachlor	0.42	0.10	ug/L	0.5030	ND	83	32.4-137	4	30	
Surrogate: Decachlorobiphenyl	*0.936*		*ug/L*	*1.006*		*93*	*38.8-124*			
Surrogate: Tetrachloro-m-xylene	*0.847*		*ug/L*	*1.006*		*84*	*40-118.3*			
Batch 1310276 - E504.1										
Blank (1310276-BLK1)				Prepared & Analyzed: 10/24/2013						
1,2-Dibromo-3-chloropropane	ND	0.000020	mg/L							
1,2-Dibromoethane	ND	0.000010	mg/L							
Surrogate: Tetrachloro-m-xylene	*0.000215*		*mg/L*	*0.0002000*		*107*	*92.2-133.7*			
LCS (1310276-BS1)				Prepared & Analyzed: 10/24/2013						
1,2-Dibromo-3-chloropropane	0.00023	0.000020	mg/L	0.0002500		93	70-130			
1,2-Dibromoethane	0.00028	0.000010	mg/L	0.0002500		113	70-130			
Surrogate: Tetrachloro-m-xylene	*0.000217*		*mg/L*	*0.0002000*		*109*	*98.2-130.5*			
LCS Dup (1310276-BSD1)				Prepared & Analyzed: 10/24/2013						
1,2-Dibromo-3-chloropropane	0.00021	0.000020	mg/L	0.0002500		85	70-130	9	30	
1,2-Dibromoethane	0.00026	0.000010	mg/L	0.0002500		105	70-130	8	30	
Surrogate: Tetrachloro-m-xylene	*0.000204*		*mg/L*	*0.0002000*		*102*	*98.2-130.5*			
Matrix Spike (1310276-MS1)		**Source: 13J0691-01**		Prepared & Analyzed: 10/24/2013						
1,2-Dibromo-3-chloropropane	0.00022	0.000020	mg/L	0.0002500	ND	88	70-130			
1,2-Dibromoethane	0.00027	0.000010	mg/L	0.0002500	ND	107	70-130			
Surrogate: Tetrachloro-m-xylene	*0.000209*		*mg/L*	*0.0002000*		*104*	*92.2-133.7*			
Batch 1310327 - SW8270C										

Client: University of Arizona- Risk Management Services
Project: Page Ranch
Work Order: 13J0688
Date Received: 10/23/2013

QC Summary

Analyte	Result	Reporting Limit	Units	Spike Level	Source Result	%REC	%REC Limits	RPD	RPD Limit	Qual
Batch 1310327 - SW8270C										
Blank (1310327-BLK1)				Prepared: 10/29/2013 Analyzed: 10/30/2013						
1,2,4-Trichlorobenzene	ND	10	ug/L							
1,2-Dichlorobenzene	ND	10	ug/L							
1,3-Dichlorobenzene	ND	10	ug/L							
1,4-Dichlorobenzene	ND	10	ug/L							
2,4,5-Trichlorophenol	ND	10	ug/L							
2,4,6-Trichlorophenol	ND	10	ug/L							
2,4-Dichlorophenol	ND	10	ug/L							
2,4-Dimethylphenol	ND	10	ug/L							
2,4-Dinitrophenol	ND	50	ug/L							
2,4-Dinitrotoluene	ND	10	ug/L							
2,6-Dinitrotoluene	ND	10	ug/L							
2-Chloronaphthalene	ND	10	ug/L							
2-Chlorophenol	ND	10	ug/L							
2-Methylnaphthalene	ND	5.0	ug/L							
2-Methylphenol	ND	10	ug/L							
2-Nitroaniline	ND	20	ug/L							
2-Nitrophenol	ND	10	ug/L							
3,3´-Dichlorobenzidine	ND	20	ug/L							
3,4-Methylphenol	ND	10	ug/L							
3-Nitroaniline	ND	20	ug/L							
4,6-Dinitro-2-methylphenol	ND	20	ug/L							
4-Bromophenyl phenyl ether	ND	10	ug/L							
4-Chloro-3-methylphenol	ND	10	ug/L							
4-Chloroaniline	ND	20	ug/L							
4-Chlorophenyl phenyl ether	ND	10	ug/L							
4-Nitroaniline	ND	20	ug/L							
4-Nitrophenol	ND	50	ug/L							
Acenaphthene	ND	5.0	ug/L							
Acenaphthylene	ND	5.0	ug/L							
Aniline	ND	20	ug/L							
Anthracene	ND	5.0	ug/L							
Benzo[a]anthracene	ND	5.0	ug/L							
Benzo[a]pyrene	ND	5.0	ug/L							
Benzo[b,k]fluoranthene	ND	10	ug/L							
Benzo[g,h,i]perylene	ND	5.0	ug/L							
Benzoic acid	ND	50	ug/L							
Benzyl alcohol	ND	5.0	ug/L							
Bis(2-chloroethoxy)methane	ND	10	ug/L							
Bis(2-chloroethyl)ether	ND	10	ug/L							
Bis(2-chloroisopropyl)ether	ND	10	ug/L							
Bis(2-ethylhexyl)phthalate	ND	10	ug/L							
Butyl benzyl phthalate	ND	10	ug/L							
Chrysene	ND	5.0	ug/L							
Dibenzo[a,h]anthracene	ND	5.0	ug/L							
Dibenzofuran	ND	5.0	ug/L							
Diethyl phthalate	ND	10	ug/L							
Dimethyl phthalate	ND	10	ug/L							
Di-n-butyl phthalate	ND	10	ug/L							

Client: University of Arizona- Risk Management Services
Project: Page Ranch
Work Order: 13J0688
Date Received: 10/23/2013

QC Summary

Analyte	Result	Reporting Limit	Units	Spike Level	Source Result	%REC	%REC Limits	RPD	RPD Limit	Qual
Batch 1310327 - SW8270C										
Blank (1310327-BLK1)				Prepared: 10/29/2013 Analyzed: 10/30/2013						
Di-n-octyl phthalate	ND	10	ug/L							
Fluoranthene	ND	5.0	ug/L							
Fluorene	ND	5.0	ug/L							
Hexachlorobenzene	ND	10	ug/L							
Hexachlorobutadiene	ND	10	ug/L							
Hexachlorocyclopentadiene	ND	10	ug/L							
Hexachloroethane	ND	10	ug/L							
Indeno[1,2,3-cd]pyrene	ND	5.0	ug/L							
Isophorone	ND	10	ug/L							
Naphthalene	ND	5.0	ug/L							
Nitrobenzene	ND	10	ug/L							
N-Nitrosodimethylamine	ND	10	ug/L							
N-Nitrosodiphenylamine	ND	10	ug/L							
N-Nitrosodipropylamine	ND	10	ug/L							
Pentachlorophenol	ND	30	ug/L							
Phenanthrene	ND	5.0	ug/L							
Phenol	ND	10	ug/L							
Pyrene	ND	5.0	ug/L							
Surrogate: 2,4,6-Tribromophenol	*113*		*ug/L*	*100.0*		*113*	*61.48-125.96*			
Surrogate: 2-Fluorobiphenyl	*77.9*		*ug/L*	*100.0*		*78*	*41.02-91.53*			
Surrogate: 2-Fluorophenol	*46.2*		*ug/L*	*100.0*		*46*	*38.35-57.43*			
Surrogate: 4-Terphenyl-d14	*64.6*		*ug/L*	*100.0*		*65*	*14.66-124.11*			
Surrogate: Nitrobenzene-d5	*65.9*		*ug/L*	*100.0*		*66*	*49.49-85.19*			
Surrogate: Phenol-d6	*45.9*		*ug/L*	*100.0*		*46*	*28.68-69.45*			
LCS (1310327-BS1)				Prepared: 10/29/2013 Analyzed: 10/30/2013						
1,2,4-Trichlorobenzene	23	10	ug/L	50.00		46	28.14-85.64			
1,4-Dichlorobenzene	17	10	ug/L	50.00		34	27.79-64.15			
2,4-Dinitrotoluene	26	10	ug/L	50.00		51	39.27-79.35			
2-Chlorophenol	58	10	ug/L	100.0		58	24.62-79.98			
4-Chloro-3-methylphenol	65	10	ug/L	100.0		65	37.66-82.55			
4-Nitrophenol	65	50	ug/L	100.0		65	26.58-91.73			
Acenaphthene	29	5.0	ug/L	50.00		59	41.63-72.14			
N-Nitrosodipropylamine	37	10	ug/L	50.00		73	36.81-88.63			
Pentachlorophenol	67	30	ug/L	100.0		67	32.14-95.92			
Phenol	41	10	ug/L	100.0		41	7.96-52.41			
Pyrene	28	5.0	ug/L	50.00		57	41.65-82.75			
Surrogate: 2,4,6-Tribromophenol	*94.3*		*ug/L*	*100.0*		*94*	*32.57-112.08*			
Surrogate: 2-Fluorobiphenyl	*64.3*		*ug/L*	*100.0*		*64*	*36.69-77.45*			
Surrogate: 2-Fluorophenol	*37.7*		*ug/L*	*100.0*		*38*	*0-86.73*			
Surrogate: 4-Terphenyl-d14	*52.1*		*ug/L*	*100.0*		*52*	*37.21-81.06*			
Surrogate: Nitrobenzene-d5	*53.8*		*ug/L*	*100.0*		*54*	*36.8-79.16*			
Surrogate: Phenol-d6	*43.3*		*ug/L*	*100.0*		*43*	*0-56.2*			

Client: University of Arizona- Risk Management Services
Project: Page Ranch
Work Order: 13J0688
Date Received: 10/23/2013

QC Summary

Analyte	Result	Reporting Limit	Units	Spike Level	Source Result	%REC	%REC Limits	RPD	RPD Limit	Qual
Batch 1310327 - SW8270C										
LCS Dup (1310327-BSD1)				Prepared: 10/29/2013 Analyzed: 10/30/2013						
1,2,4-Trichlorobenzene	29	10	ug/L	50.00		57	28.14-85.64	20	30	
1,4-Dichlorobenzene	22	10	ug/L	50.00		44	27.79-64.15	27	30	
2,4-Dinitrotoluene	29	10	ug/L	50.00		58	39.27-79.35	12	30	
2-Chlorophenol	64	10	ug/L	100.0		64	24.62-79.98	10	30	
4-Chloro-3-methylphenol	71	10	ug/L	100.0		71	37.66-82.55	9	30	
4-Nitrophenol	76	50	ug/L	100.0		76	26.58-91.73	15	30	
Acenaphthene	32	5.0	ug/L	50.00		63	41.63-72.14	7	30	
N-Nitrosodipropylamine	37	10	ug/L	50.00		75	36.81-88.63	2	30	
Pentachlorophenol	81	30	ug/L	100.0		81	32.14-95.92	19	30	
Phenol	35	10	ug/L	100.0		35	7.96-52.41	17	30	
Pyrene	32	5.0	ug/L	50.00		63	41.65-82.75	11	30	
Surrogate: 2,4,6-Tribromophenol	*106*		*ug/L*	*100.0*		*106*	*32.57-112.08*			
Surrogate: 2-Fluorobiphenyl	*68.3*		*ug/L*	*100.0*		*68*	*36.69-77.45*			
Surrogate: 2-Fluorophenol	*36.0*		*ug/L*	*100.0*		*36*	*0-86.73*			
Surrogate: 4-Terphenyl-d14	*56.5*		*ug/L*	*100.0*		*56*	*37.21-81.06*			
Surrogate: Nitrobenzene-d5	*65.3*		*ug/L*	*100.0*		*65*	*36.8-79.16*			
Surrogate: Phenol-d6	*36.8*		*ug/L*	*100.0*		*37*	*0-56.2*			
Matrix Spike (1310327-MS1)		**Source: 13J0691-01**		Prepared: 10/29/2013 Analyzed: 10/30/2013						
1,2,4-Trichlorobenzene	26	10	ug/L	50.51	ND	51	51.67-99.16			M7
1,4-Dichlorobenzene	17	10	ug/L	50.51	ND	33	44.91-69.29			M7
2,4-Dinitrotoluene	26	10	ug/L	50.51	ND	52	45.63-98.31			
2-Chlorophenol	60	10	ug/L	101.0	ND	59	53.62-77.95			
4-Chloro-3-methylphenol	68	10	ug/L	101.0	ND	68	54.19-87.12			
4-Nitrophenol	67	51	ug/L	101.0	ND	67	33.45-100.91			
Acenaphthene	30	5.1	ug/L	50.51	ND	59	10.45-102.26			
N-Nitrosodipropylamine	36	10	ug/L	50.51	ND	72	50.37-110.06			
Pentachlorophenol	76	30	ug/L	101.0	ND	75	52.6-111			
Phenol	36	10	ug/L	101.0	ND	36	25.68-69.53			
Pyrene	27	5.1	ug/L	50.51	ND	53	58.09-82.37			M7
Surrogate: 2,4,6-Tribromophenol	*103*		*ug/L*	*101.0*		*102*	*61.48-125.96*			
Surrogate: 2-Fluorobiphenyl	*69.5*		*ug/L*	*101.0*		*69*	*41.02-91.53*			
Surrogate: 2-Fluorophenol	*31.5*		*ug/L*	*101.0*		*31*	*38.35-57.43*			*S6*
Surrogate: 4-Terphenyl-d14	*53.4*		*ug/L*	*101.0*		*53*	*14.66-124.11*			
Surrogate: Nitrobenzene-d5	*56.0*		*ug/L*	*101.0*		*55*	*49.49-85.19*			
Surrogate: Phenol-d6	*38.0*		*ug/L*	*101.0*		*38*	*28.68-69.45*			

Client: University of Arizona- Risk Management Services
Project: Page Ranch
Work Order: 13J0688
Date Received: 10/23/2013

QC Summary

Analyte	Result	Reporting Limit	Units	Spike Level	Source Result	%REC	%REC Limits	RPD	RPD Limit	Qual
Batch 1310327 - SW8270C										
Matrix Spike Dup (1310327-MSD1)		**Source: 13J0691-01**		Prepared: 10/29/2013 Analyzed: 10/30/2013						
1,2,4-Trichlorobenzene	27	10	ug/L	50.40	ND	54	51.67-99.16	6	30	
1,4-Dichlorobenzene	21	10	ug/L	50.40	ND	42	44.91-69.29	24	30	M7
2,4-Dinitrotoluene	31	10	ug/L	50.40	ND	62	45.63-98.31	18	30	
2-Chlorophenol	64	10	ug/L	100.8	ND	63	53.62-77.95	7	30	
4-Chloro-3-methylphenol	71	10	ug/L	100.8	ND	71	54.19-87.12	4	30	
4-Nitrophenol	86	50	ug/L	100.8	ND	85	33.45-100.91	24	30	
Acenaphthene	32	5.0	ug/L	50.40	ND	64	10.45-102.26	7	30	
N-Nitrosodipropylamine	37	10	ug/L	50.40	ND	74	50.37-110.06	3	30	
Pentachlorophenol	82	30	ug/L	100.8	ND	81	52.6-111	7	30	
Phenol	40	10	ug/L	100.8	ND	40	25.68-69.53	10	30	
Pyrene	28	5.0	ug/L	50.40	ND	57	58.09-82.37	6	30	M7
Surrogate: 2,4,6-Tribromophenol	*109*		*ug/L*	*100.8*		*108*	*61.48-125.96*			
Surrogate: 2-Fluorobiphenyl	*71.6*		*ug/L*	*100.8*		*71*	*41.02-91.53*			
Surrogate: 2-Fluorophenol	*40.5*		*ug/L*	*100.8*		*40*	*38.35-57.43*			
Surrogate: 4-Terphenyl-d14	*56.3*		*ug/L*	*100.8*		*56*	*14.66-124.11*			
Surrogate: Nitrobenzene-d5	*60.5*		*ug/L*	*100.8*		*60*	*49.49-85.19*			
Surrogate: Phenol-d6	*42.0*		*ug/L*	*100.8*		*42*	*28.68-69.45*			

Client: University of Arizona- Risk Management Services
Project: Page Ranch
Work Order: 13J0688
Date Received: 10/23/2013

QC Summary

Analyte	Result	Reporting Limit	Units	Spike Level	Source Result	%REC	%REC Limits	RPD	RPD Limit	Qual
Batch 1311020 - EPA 524.2										

Client: University of Arizona- Risk Management Services
Project: Page Ranch
Work Order: 13J0688
Date Received: 10/23/2013

QC Summary

Analyte	Result	Reporting Limit	Units	Spike Level	Source Result	%REC	%REC Limits	RPD	RPD Limit	Qual
Batch 1311020 - EPA 524.2										
Blank (1311020-BLK1)				Prepared & Analyzed: 11/01/2013						
1,1,1,2-Tetrachloroethane	ND	0.00050	mg/L							
1,1,1-Trichloroethane	ND	0.00050	mg/L							
1,1,2,2-Tetrachloroethane	ND	0.00050	mg/L							
1,1,2-Trichloroethane	ND	0.00050	mg/L							
1,1-Dichloroethane	ND	0.00050	mg/L							
1,1-Dichloroethene	ND	0.00050	mg/L							
1,1-Dichloropropene	ND	0.00050	mg/L							
1,2,3-Trichlorobenzene	ND	0.00050	mg/L							
1,2,3-Trichloropropane	ND	0.00050	mg/L							
1,2,4-Trichlorobenzene	ND	0.00050	mg/L							
1,2,4-Trimethylbenzene	ND	0.00050	mg/L							
1,2-Dichlorobenzene	ND	0.00050	mg/L							
1,2-Dichloroethane	ND	0.00050	mg/L							
1,2-Dichloropropane	ND	0.00050	mg/L							
1,3,5-Trimethylbenzene	ND	0.00050	mg/L							
1,3-Dichlorobenzene	ND	0.00050	mg/L							
1,3-Dichloropropane	ND	0.00050	mg/L							
1,4-Dichlorobenzene	ND	0.00050	mg/L							
2,2-Dichloropropane	ND	0.00050	mg/L							
2-Chlorotoluene	ND	0.00050	mg/L							
4-Chlorotoluene	ND	0.00050	mg/L							
4-Isopropyltoluene	ND	0.00050	mg/L							
Benzene	ND	0.00050	mg/L							
Bromobenzene	ND	0.00050	mg/L							
Bromochloromethane	ND	0.00050	mg/L							
Bromodichloromethane	ND	0.00050	mg/L							
Bromoform	ND	0.00050	mg/L							
Bromomethane	ND	0.00050	mg/L							
Carbon tetrachloride	ND	0.00050	mg/L							
Chlorobenzene	ND	0.00050	mg/L							
Chloroethane	ND	0.00050	mg/L							
Chloroform	ND	0.00050	mg/L							
Chloromethane	ND	0.00050	mg/L							
cis-1,2-Dichloroethene	ND	0.00050	mg/L							
cis-1,3-Dichloropropene	ND	0.00050	mg/L							
Dibromochloromethane	ND	0.00050	mg/L							
Dibromomethane	ND	0.00050	mg/L							
Dichlorodifluoromethane	ND	0.00050	mg/L							
Ethylbenzene	ND	0.00050	mg/L							
Hexachlorobutadiene	ND	0.00050	mg/L							
Isopropylbenzene	ND	0.00050	mg/L							
Methylene chloride	ND	0.00050	mg/L							
Naphthalene	ND	0.00050	mg/L							
n-Butylbenzene	ND	0.00050	mg/L							
n-Propylbenzene	ND	0.00050	mg/L							
sec-Butylbenzene	ND	0.00050	mg/L							
Styrene	ND	0.00050	mg/L							
tert-Butylbenzene	ND	0.00050	mg/L							

Client: University of Arizona- Risk Management Services
Project: Page Ranch
Work Order: 13J0688
Date Received: 10/23/2013

QC Summary

Analyte	Result	Reporting Limit	Units	Spike Level	Source Result	%REC	%REC Limits	RPD	RPD Limit	Qual
Batch 1311020 - EPA 524.2										
Blank (1311020-BLK1)				Prepared & Analyzed: 11/01/2013						
Tetrachloroethene	ND	0.00050	mg/L							
Toluene	ND	0.00050	mg/L							
trans-1,2-Dichloroethene	ND	0.00050	mg/L							
trans-1,3-Dichloropropene	ND	0.00050	mg/L							
Trichloroethene	ND	0.00050	mg/L							
Trichlorofluoromethane	ND	0.00050	mg/L							
TTHMs	ND	0.00050	mg/L							
Vinyl chloride	ND	0.00050	mg/L							
Xylenes, Total	ND	0.0015	mg/L							
Surrogate: 1,2-Dichlorobenzene-d4	*0.84*		*ug/L*	*1.000*		*84*	*70-130*			
Surrogate: 4-Bromofluorobenzene	*0.90*		*ug/L*	*1.000*		*90*	*70-130*			

Client: University of Arizona- Risk Management Services
Project: Page Ranch
Work Order: 13J0688
Date Received: 10/23/2013

QC Summary

Analyte	Result	Reporting Limit	Units	Spike Level	Source Result	%REC	%REC Limits	RPD	RPD Limit	Qual
Batch 1311020 - EPA 524.2										
LCS (1311020-BS1)				Prepared & Analyzed: 11/01/2013						
1,1,1,2-Tetrachloroethane	0.010	0.00050	mg/L	0.01000		102	70-130			
1,1,1-Trichloroethane	0.011	0.00050	mg/L	0.01000		107	70-130			
1,1,2,2-Tetrachloroethane	0.011	0.00050	mg/L	0.01000		114	70-130			
1,1,2-Trichloroethane	0.011	0.00050	mg/L	0.01000		110	70-130			
1,1-Dichloroethane	0.011	0.00050	mg/L	0.01000		105	70-130			
1,1-Dichloroethene	0.010	0.00050	mg/L	0.01000		100	70-130			
1,1-Dichloropropene	0.011	0.00050	mg/L	0.01000		109	70-130			
1,2,3-Trichlorobenzene	0.011	0.00050	mg/L	0.01000		109	70-130			
1,2,3-Trichloropropane	0.011	0.00050	mg/L	0.01000		112	70-130			
1,2,4-Trichlorobenzene	0.011	0.00050	mg/L	0.01000		109	70-130			
1,2,4-Trimethylbenzene	0.011	0.00050	mg/L	0.01000		105	70-130			
1,2-Dichlorobenzene	0.011	0.00050	mg/L	0.01000		108	70-130			
1,2-Dichloroethane	0.011	0.00050	mg/L	0.01000		109	70-130			
1,2-Dichloropropane	0.011	0.00050	mg/L	0.01000		111	70-130			
1,3,5-Trimethylbenzene	0.011	0.00050	mg/L	0.01000		107	70-130			
1,3-Dichlorobenzene	0.011	0.00050	mg/L	0.01000		107	70-130			
1,3-Dichloropropane	0.011	0.00050	mg/L	0.01000		110	70-130			
1,4-Dichlorobenzene	0.011	0.00050	mg/L	0.01000		108	70-130			
2,2-Dichloropropane	0.0097	0.00050	mg/L	0.01000		97	70-130			
2-Chlorotoluene	0.011	0.00050	mg/L	0.01000		107	70-130			
4-Chlorotoluene	0.011	0.00050	mg/L	0.01000		107	70-130			
4-Isopropyltoluene	0.010	0.00050	mg/L	0.01000		104	70-130			
Benzene	0.011	0.00050	mg/L	0.01000		110	70-130			
Bromobenzene	0.011	0.00050	mg/L	0.01000		106	70-130			
Bromochloromethane	0.011	0.00050	mg/L	0.01000		114	70-130			
Bromodichloromethane	0.011	0.00050	mg/L	0.01000		105	70-130			
Bromoform	0.0094	0.00050	mg/L	0.01000		94	70-130			
Bromomethane	0.0099	0.00050	mg/L	0.01000		99	70-130			
Carbon tetrachloride	0.011	0.00050	mg/L	0.01000		108	70-130			
Chlorobenzene	0.011	0.00050	mg/L	0.01000		109	70-130			
Chloroethane	0.010	0.00050	mg/L	0.01000		100	70-130			
Chloroform	0.012	0.00050	mg/L	0.01000		117	70-130			
Chloromethane	0.0085	0.00050	mg/L	0.01000		85	70-130			
cis-1,2-Dichloroethene	0.011	0.00050	mg/L	0.01000		113	70-130			
cis-1,3-Dichloropropene	0.011	0.00050	mg/L	0.01000		106	70-130			
Dibromochloromethane	0.010	0.00050	mg/L	0.01000		104	70-130			
Dibromomethane	0.011	0.00050	mg/L	0.01000		110	70-130			
Dichlorodifluoromethane	0.0083	0.00050	mg/L	0.01000		83	70-130			
Ethylbenzene	0.011	0.00050	mg/L	0.01000		105	70-130			
Hexachlorobutadiene	0.011	0.00050	mg/L	0.01000		105	70-130			
Isopropylbenzene	0.011	0.00050	mg/L	0.01000		106	70-130			
Methyl tert-Butyl Ether (MTBE)	0.010	0.00050	mg/L	0.01000		104	0-200			
Methylene chloride	0.0090	0.00050	mg/L	0.01000		90	70-130			
Naphthalene	0.011	0.00050	mg/L	0.01000		111	70-130			
n-Butylbenzene	0.011	0.00050	mg/L	0.01000		105	70-130			
n-Propylbenzene	0.011	0.00050	mg/L	0.01000		107	70-130			
sec-Butylbenzene	0.011	0.00050	mg/L	0.01000		106	70-130			
Styrene	0.011	0.00050	mg/L	0.01000		108	70-130			

Client: University of Arizona- Risk Management Services
Project: Page Ranch
Work Order: 13J0688
Date Received: 10/23/2013

QC Summary

Analyte	Result	Reporting Limit	Units	Spike Level	Source Result	%REC	%REC Limits	RPD	RPD Limit	Qual
Batch 1311020 - EPA 524.2										
LCS (1311020-BS1)				Prepared & Analyzed: 11/01/2013						
tert-Butylbenzene	0.011	0.00050	mg/L	0.01000		106	70-130			
Tetrachloroethene	0.010	0.00050	mg/L	0.01000		102	70-130			
Toluene	0.011	0.00050	mg/L	0.01000		106	70-130			
trans-1,2-Dichloroethene	0.011	0.00050	mg/L	0.01000		109	70-130			
trans-1,3-Dichloropropene	0.0095	0.00050	mg/L	0.01000		95	70-130			
Trichloroethene	0.011	0.00050	mg/L	0.01000		105	70-130			
Trichlorofluoromethane	0.010	0.00050	mg/L	0.01000		104	70-130			
TTHMs	0.042	0.00050	mg/L				70-130			
Vinyl chloride	0.0097	0.00050	mg/L	0.01000		97	70-130			
Xylenes, Total	0.032	0.0015	mg/L				70-130			
Surrogate: 1,2-Dichlorobenzene-d4	*1.0*		*ug/L*	*1.000*		*104*	*70-130*			
Surrogate: 4-Bromofluorobenzene	*0.99*		*ug/L*	*1.000*		*99*	*70-130*			

Client: University of Arizona- Risk Management Services
Project: Page Ranch
Work Order: 13J0688
Date Received: 10/23/2013

QC Summary

Analyte	Result	Reporting Limit	Units	Spike Level	Source Result	%REC	%REC Limits	RPD	RPD Limit	Qual
Batch 1311020 - EPA 524.2										
LCS Dup (1311020-BSD1)				Prepared & Analyzed: 11/01/2013						
1,1,1,2-Tetrachloroethane	0.010	0.00050	mg/L	0.01000		100	70-130	2	20	
1,1,1-Trichloroethane	0.010	0.00050	mg/L	0.01000		103	70-130	4	20	
1,1,2,2-Tetrachloroethane	0.011	0.00050	mg/L	0.01000		111	70-130	3	20	
1,1,2-Trichloroethane	0.011	0.00050	mg/L	0.01000		114	70-130	4	20	
1,1-Dichloroethane	0.010	0.00050	mg/L	0.01000		102	70-130	3	20	
1,1-Dichloroethene	0.010	0.00050	mg/L	0.01000		100	70-130	0.3	20	
1,1-Dichloropropene	0.010	0.00050	mg/L	0.01000		105	70-130	4	20	
1,2,3-Trichlorobenzene	0.011	0.00050	mg/L	0.01000		109	70-130	0.2	20	
1,2,3-Trichloropropane	0.011	0.00050	mg/L	0.01000		106	70-130	6	20	
1,2,4-Trichlorobenzene	0.011	0.00050	mg/L	0.01000		108	70-130	1	20	
1,2,4-Trimethylbenzene	0.010	0.00050	mg/L	0.01000		105	70-130	0.7	20	
1,2-Dichlorobenzene	0.011	0.00050	mg/L	0.01000		107	70-130	0.7	20	
1,2-Dichloroethane	0.010	0.00050	mg/L	0.01000		102	70-130	6	20	
1,2-Dichloropropane	0.011	0.00050	mg/L	0.01000		110	70-130	1	20	
1,3,5-Trimethylbenzene	0.010	0.00050	mg/L	0.01000		105	70-130	2	20	
1,3-Dichlorobenzene	0.011	0.00050	mg/L	0.01000		107	70-130	0.5	20	
1,3-Dichloropropane	0.011	0.00050	mg/L	0.01000		107	70-130	3	20	
1,4-Dichlorobenzene	0.011	0.00050	mg/L	0.01000		105	70-130	3	20	
2,2-Dichloropropane	0.0095	0.00050	mg/L	0.01000		95	70-130	2	20	
2-Chlorotoluene	0.011	0.00050	mg/L	0.01000		107	70-130	0.6	20	
4-Chlorotoluene	0.011	0.00050	mg/L	0.01000		105	70-130	2	20	
4-Isopropyltoluene	0.010	0.00050	mg/L	0.01000		103	70-130	1	20	
Benzene	0.011	0.00050	mg/L	0.01000		106	70-130	4	20	
Bromobenzene	0.010	0.00050	mg/L	0.01000		104	70-130	2	20	
Bromochloromethane	0.011	0.00050	mg/L	0.01000		111	70-130	2	20	
Bromodichloromethane	0.010	0.00050	mg/L	0.01000		104	70-130	1	20	
Bromoform	0.0093	0.00050	mg/L	0.01000		93	70-130	2	20	
Bromomethane	0.010	0.00050	mg/L	0.01000		104	70-130	5	20	
Carbon tetrachloride	0.010	0.00050	mg/L	0.01000		103	70-130	4	20	
Chlorobenzene	0.011	0.00050	mg/L	0.01000		107	70-130	2	20	
Chloroethane	0.011	0.00050	mg/L	0.01000		108	70-130	7	20	
Chloroform	0.011	0.00050	mg/L	0.01000		110	70-130	6	20	
Chloromethane	0.0091	0.00050	mg/L	0.01000		91	70-130	7	20	
cis-1,2-Dichloroethene	0.011	0.00050	mg/L	0.01000		111	70-130	2	20	
cis-1,3-Dichloropropene	0.010	0.00050	mg/L	0.01000		104	70-130	2	20	
Dibromochloromethane	0.010	0.00050	mg/L	0.01000		103	70-130	0.4	20	
Dibromomethane	0.011	0.00050	mg/L	0.01000		110	70-130	0.4	20	
Dichlorodifluoromethane	0.0084	0.00050	mg/L	0.01000		84	70-130	2	20	
Ethylbenzene	0.010	0.00050	mg/L	0.01000		104	70-130	1	20	
Hexachlorobutadiene	0.010	0.00050	mg/L	0.01000		103	70-130	2	20	
Isopropylbenzene	0.010	0.00050	mg/L	0.01000		105	70-130	1	20	
Methyl tert-Butyl Ether (MTBE)	0.010	0.00050	mg/L	0.01000		100	0-200	5	200	
Methylene chloride	0.011	0.00050	mg/L	0.01000		107	70-130	17	20	
Naphthalene	0.011	0.00050	mg/L	0.01000		108	70-130	2	20	
n-Butylbenzene	0.011	0.00050	mg/L	0.01000		106	70-130	0.6	20	
n-Propylbenzene	0.011	0.00050	mg/L	0.01000		106	70-130	2	20	
sec-Butylbenzene	0.011	0.00050	mg/L	0.01000		105	70-130	0.9	20	
Styrene	0.011	0.00050	mg/L	0.01000		108	70-130	0.8	20	

Client: University of Arizona- Risk Management Services
Project: Page Ranch
Work Order: 13J0688
Date Received: 10/23/2013

QC Summary

Analyte	Result	Reporting Limit	Units	Spike Level	Source Result	%REC	%REC Limits	RPD	RPD Limit	Qual
Batch 1311020 - EPA 524.2										
LCS Dup (1311020-BSD1)				Prepared & Analyzed: 11/01/2013						
tert-Butylbenzene	0.011	0.00050	mg/L	0.01000		105	70-130	0.9	20	
Tetrachloroethene	0.010	0.00050	mg/L	0.01000		103	70-130	0.5	20	
Toluene	0.010	0.00050	mg/L	0.01000		102	70-130	4	20	
trans-1,2-Dichloroethene	0.011	0.00050	mg/L	0.01000		106	70-130	2	20	
trans-1,3-Dichloropropene	0.0094	0.00050	mg/L	0.01000		94	70-130	2	20	
Trichloroethene	0.010	0.00050	mg/L	0.01000		104	70-130	2	20	
Trichlorofluoromethane	0.010	0.00050	mg/L	0.01000		104	70-130	0.8	20	
TTHMs	0.041	0.00050	mg/L				70-130	3	20	
Vinyl chloride	0.010	0.00050	mg/L	0.01000		104	70-130	6	20	
Xylenes, Total	0.032	0.0015	mg/L				70-130	0	20	
Surrogate: 1,2-Dichlorobenzene-d4	*1.1*		*ug/L*	*1.000*		*105*	*70-130*			
Surrogate: 4-Bromofluorobenzene	*0.97*		*ug/L*	*1.000*		*97*	*70-130*			

Turner Laboratories, Inc.

Date: 11/15/2013

Client: University of Arizona- Risk Management Services
Project: Page Ranch
Work Order: 13J0688
Date Received: 10/23/2013

QC Summary

Analyte	Result	Reporting Limit	Units	Spike Level	Source Result	%REC	%REC Limits	RPD	RPD Limit	Qual
Batch 1310259 - E300										
Blank (1310259-BLK1)				Prepared & Analyzed: 10/23/2013						
Chloride	ND	1.0	mg/L							
Sulfate	ND	5.0	mg/L							
LCS (1310259-BS1)				Prepared & Analyzed: 10/23/2013						
Chloride	12	1.0	mg/L	12.50		95	90-110			
Sulfate	12	5.0	mg/L	12.50		97	90-110			
LCS Dup (1310259-BSD1)				Prepared & Analyzed: 10/23/2013						
Chloride	12	1.0	mg/L	12.50		95	90-110	0.2	10	
Sulfate	12	5.0	mg/L	12.50		97	90-110	0.3	10	
Matrix Spike (1310259-MS1)	**Source: 13J0676-03**			Prepared & Analyzed: 10/23/2013						
Chloride	17	1.0	mg/L	12.50	5.5	94	80-120			
Sulfate	18	5.0	mg/L	12.50	6.5	95	80-120			
Matrix Spike (1310259-MS2)	**Source: 13J0691-01**			Prepared & Analyzed: 10/23/2013						
Chloride	17	1.0	mg/L	12.50	5.6	91	80-120			
Sulfate	15	5.0	mg/L	12.50	2.7	95	80-120			
Matrix Spike (1310259-MS3)	**Source: 13J0666-04**			Prepared: 10/23/2013 Analyzed: 10/24/2013						
Chloride	21	1.0	mg/L	12.50	9.6	92	80-120			
Sulfate	13	5.0	mg/L	12.50	1.1	94	80-120			
Matrix Spike Dup (1310259-MSD1)	**Source: 13J0676-03**			Prepared & Analyzed: 10/23/2013						
Chloride	17	1.0	mg/L	12.50	5.5	95	80-120	0.3	10	
Sulfate	18	5.0	mg/L	12.50	6.5	96	80-120	0.5	10	
Matrix Spike Dup (1310259-MSD2)	**Source: 13J0691-01**			Prepared & Analyzed: 10/23/2013						
Chloride	17	1.0	mg/L	12.50	5.6	91	80-120	0.5	10	
Sulfate	15	5.0	mg/L	12.50	2.7	95	80-120	0.4	10	
Matrix Spike Dup (1310259-MSD3)	**Source: 13J0666-04**			Prepared: 10/23/2013 Analyzed: 10/24/2013						
Chloride	21	1.0	mg/L	12.50	9.6	92	80-120	0.09	10	
Sulfate	13	5.0	mg/L	12.50	1.1	94	80-120	0.02	10	

TURNER LABORATORIES INC
2445 N. Coyote Drive, Suite 104
Tucson, Arizona 85745
(520) 882-5880
Fax: (520) 882-9788
www.turnerlabs.com

CHAIN OF CUSTODY/LABORATORY ANALYSIS REQUEST FORM

TURNER WORK ORDER # 1350688 DATE 10/23/13 PAGE 1 OF 1

PROJECT NAME Page Ranch #
CONTACT NAME Lloyd Wundrock
COMPANY NAME UA Risk Management Services
ADDRESS PO Box 210300, Tucson, AZ 85721-0300
PHONE 621-1790 FAX 621-3706
SAMPLER'S SIGNATURE

CIRCLE ANALYSIS REQUESTED AND/OR CHECK THE APPROPRIATE BOX

SAMPLE I.D.	DATE	TIME	LAB I.D.	SAMPLE MATRIX*	NUMBER OF CONTAINERS	Base Neutrals 625/8270	Acids	Volatile Organics 624/524.2/8260	TTHMS	HAA5	Pesticides 8081	PCBs 8082	NO_2	NO_3	TKN	Oil and Grease Grav. 1664A	VOA	TCLP Analysis Semi-VOA	Pest.	TCLP	Metals Total	Dissolved	RCRA8	Total	Cyanide Amen.	WAD	SDWA-INORGANICS PRIMARY	SECONDARY	MPN	Coliform pH	Coliform	COD	Cl_2	Cr_6	TSS	BOD	200.7 Metals	300.0 Anions	504		
MW #2	10/23/14	10:55		GW	9	X	X			X																											X	X	X		

1. RELINQUISHED BY:	2. RECEIVED BY:	TURNAROUND REQUIREMENTS:	REPORT REQUIREMENTS:	INVOICE INFORMATION:	SAMPLE RECEIPT:
Signature: L Wundrock	Signature: Jeff G. Chris	✓ Standard (approx. 10 days)*	I. Routine Report	Account Y N	
Printed Name: Lloyd Wundrock	Printed Name: Jeff G. Chris	Next Day 2 Day 5 Day*	II. Report (includes DUP, MS, MSD, as required, may be charged as samples)	P.O. #	
Firm: UA	Firm: TLI	Email Preliminary Results To:	✓ III. Date Validation Report (Includes All Raw Data) Add 10% to invoice	Bill to:	Total Containers 9
Date/Time: 10-23-13/12:28	Date/Time: 10/23/13 1:28	* Working Days			Temperature 1.7
					☒ Wet Ice ☐ Blue Ice

3. RELINQUISHED BY:	4. RECEIVED BY:
Signature: Jeff G. Chris	Signature: Kevin Brown
Printed Name: Jeff G. Chris	Printed Name: Kevin Brown
Firm: TLI	Firm: TURNER LABORATORIES, INC.
Date/Time: 10/23/13 1:25	Date/Time: 10/23/13 1:39

* LEGEND

DW = DRINKING WATER
GW = GROUNDWATER
SD = SOLID
SG = SLUDGE
SL = SOIL
ST = STORMWATER
WW = WASTEWATER

SPECIAL INSTRUCTIONS/COMMENTS:

Compliance Analysis: ☐ Yes ☐ No	Custody Seals ☐	Preservation Confirmation ☒
ADEQ Forms: ☐ Yes ☐ No	Container Intact ☒	Appropriate Head Space ☒
Mail ADEQ Forms: ☐ Yes ☐ No	COC / Labels Agree ☒	Received Within Hold Time ☒

Metals-Mn, Na Anions-Cl, SO4 QA/QC Level III Package
Hard Copy Report/Writable CD Send report to ADEQ electronically

November 15, 2013

Jeff Christensen
University of Arizona- Risk Management Services
PO Box 210300, RM A414
Tucson, AZ 85721

TEL (520) 621-5861
FAX (520) 621-3706

Work Order No.: 13J0691

RE: Page Ranch

Dear Jeff Christensen,

Turner Laboratories, Inc. received 2 sample(s) on 10/23/2013 for the analyses presented in the following report.

All results are intended to be considered in their entirety, and Turner Laboratories, Inc. is not responsible for use of less than the complete report. Results apply only to the samples analyzed. Samples will be disposed of 30 days after issue of our report unless special arrangements are made.

The pages that follow may contain sensitive, privileged or confidential information intended solely for the addressee named above. If you receive this message and are not the agent or employee of the addressee, this communication has been sent in error. Please do not disseminate or copy any of the attached and notify the sender immediately by telephone. Please also return the attached sheet(s) to the sender by mail.

Please call if you have any questions.

Respectfully submitted,

Turner Laboratories, Inc.
ADHS License AZ0066

Terri L. Garcia

Terri Garcia
Technical Director

Turner Laboratories, Inc.

Date: 11/15/2013

Client: University of Arizona- Risk Management Servic
Project: Page Ranch
Work Order: 13J0691
Date Received: 10/23/2013

Work Order Sample Summary

Lab Sample ID	Client Sample ID	Matrix	Collection Date/Time
13J0691-01	MW #3	Ground Water	10/23/2013 0955
13J0691-02	Trip Blank	Trip Blank	10/23/2013 0000

Client: University of Arizona- Risk Management Services
Project: Page Ranch
Work Order: 13J0691
Date Received: 10/23/2013

Case Narrative

M7	Matrix spike recovery was low. Data reported per ADEQ policy 0154.000. Matrix interference was confirmed.
S6	Surrogate recovery was below laboratory and method acceptance limits. Reextraction and/or reanalysis confirms low recovery caused by matrix effect.
V1	CCV recovery was above method acceptance limits. This target analyte was not detected in the sample.

All soil, sludge, and solid matrix determinations are reported on a wet weight basis unless otherwise noted.

ND	Not Detected at or above the PQL
PQL	Practical Quantitation Limit
DF	Dilution Factor

Turner Laboratories, Inc.

Date: 11/15/2013

Client: University of Arizona- Risk Management Se
Project: Page Ranch
Work Order: 13J0691
Lab Sample ID: 13J0691-01

Client Sample ID: MW #3
Collection Date/Time: 10/23/2013 0955
Matrix: Ground Water

Analyses	Result	PQL	Qual	Units	DF	Prep Date	Analysis Date	Analyst
ICP Total Metals-E200.7								
Manganese	0.034	0.020		mg/L	1	10/28/2013 0845	10/29/2013 0940	RAD
Sodium	32	5.0		mg/L	1	10/28/2013 0845	10/29/2013 0940	RAD
Anions by Ion Chromatography-E300								
Chloride	5.6	1.0		mg/L	1	10/23/2013 1400	10/23/2013 1622	EW
Sulfate	ND	5.0		mg/L	1	10/23/2013 1400	10/23/2013 1622	EW
EDB and DBCP-E504.1								
1,2-Dibromo-3-chloropropane	ND	0.000020		mg/L	1	10/24/2013 0907	10/24/2013 1634	MD
1,2-Dibromoethane	ND	0.000010		mg/L	1	10/24/2013 0907	10/24/2013 1634	MD
Surr: Tetrachloro-m-xylene	*109*	*92.2-133.7*		*%REC*	*1*	*10/24/2013 0907*	*10/24/2013 1634*	*MD*
Volatile Organic Compounds by GC/MS-EPA 524.2								
1,1,1,2-Tetrachloroethane	ND	0.00050		mg/L	1	11/01/2013 1229	11/01/2013 1654	KP
1,1,1-Trichloroethane	ND	0.00050		mg/L	1	11/01/2013 1229	11/01/2013 1654	KP
1,1,2,2-Tetrachloroethane	ND	0.00050		mg/L	1	11/01/2013 1229	11/01/2013 1654	KP
1,1,2-Trichloroethane	ND	0.00050		mg/L	1	11/01/2013 1229	11/01/2013 1654	KP
1,1-Dichloroethane	ND	0.00050		mg/L	1	11/01/2013 1229	11/01/2013 1654	KP
1,1-Dichloroethene	ND	0.00050		mg/L	1	11/01/2013 1229	11/01/2013 1654	KP
1,1-Dichloropropene	ND	0.00050		mg/L	1	11/01/2013 1229	11/01/2013 1654	KP
1,2,3-Trichlorobenzene	ND	0.00050		mg/L	1	11/01/2013 1229	11/01/2013 1654	KP
1,2,3-Trichloropropane	ND	0.00050		mg/L	1	11/01/2013 1229	11/01/2013 1654	KP
1,2,4-Trichlorobenzene	ND	0.00050		mg/L	1	11/01/2013 1229	11/01/2013 1654	KP
1,2,4-Trimethylbenzene	ND	0.00050		mg/L	1	11/01/2013 1229	11/01/2013 1654	KP
1,2-Dichlorobenzene	ND	0.00050		mg/L	1	11/01/2013 1229	11/01/2013 1654	KP
1,2-Dichloroethane	ND	0.00050		mg/L	1	11/01/2013 1229	11/01/2013 1654	KP
1,2-Dichloropropane	ND	0.00050		mg/L	1	11/01/2013 1229	11/01/2013 1654	KP
1,3,5-Trimethylbenzene	ND	0.00050		mg/L	1	11/01/2013 1229	11/01/2013 1654	KP
1,3-Dichlorobenzene	ND	0.00050		mg/L	1	11/01/2013 1229	11/01/2013 1654	KP
1,3-Dichloropropane	ND	0.00050		mg/L	1	11/01/2013 1229	11/01/2013 1654	KP
1,4-Dichlorobenzene	ND	0.00050		mg/L	1	11/01/2013 1229	11/01/2013 1654	KP
2,2-Dichloropropane	ND	0.00050		mg/L	1	11/01/2013 1229	11/01/2013 1654	KP
2-Chlorotoluene	ND	0.00050		mg/L	1	11/01/2013 1229	11/01/2013 1654	KP
4-Chlorotoluene	ND	0.00050		mg/L	1	11/01/2013 1229	11/01/2013 1654	KP
4-Isopropyltoluene	ND	0.00050		mg/L	1	11/01/2013 1229	11/01/2013 1654	KP
Benzene	ND	0.00050		mg/L	1	11/01/2013 1229	11/01/2013 1654	KP
Bromobenzene	ND	0.00050		mg/L	1	11/01/2013 1229	11/01/2013 1654	KP
Bromochloromethane	ND	0.00050		mg/L	1	11/01/2013 1229	11/01/2013 1654	KP
Bromodichloromethane	ND	0.00050		mg/L	1	11/01/2013 1229	11/01/2013 1654	KP
Bromoform	ND	0.00050		mg/L	1	11/01/2013 1229	11/01/2013 1654	KP

Turner Laboratories, Inc.

Date: 11/15/2013

Client: University of Arizona- Risk Management Se
Project: Page Ranch
Work Order: 13J0691
Lab Sample ID: 13J0691-01

Client Sample ID: MW #3
Collection Date/Time: 10/23/2013 0955
Matrix: Ground Water

Analyses	Result	PQL	Qual	Units	DF	Prep Date	Analysis Date	Analyst
Bromomethane	ND	0.00050		mg/L	1	11/01/2013 1229	11/01/2013 1654	KP
Carbon tetrachloride	ND	0.00050		mg/L	1	11/01/2013 1229	11/01/2013 1654	KP
Chlorobenzene	ND	0.00050		mg/L	1	11/01/2013 1229	11/01/2013 1654	KP
Chloroethane	ND	0.00050		mg/L	1	11/01/2013 1229	11/01/2013 1654	KP
Chloroform	ND	0.00050		mg/L	1	11/01/2013 1229	11/01/2013 1654	KP
Chloromethane	ND	0.00050		mg/L	1	11/01/2013 1229	11/01/2013 1654	KP
cis-1,2-Dichloroethene	ND	0.00050		mg/L	1	11/01/2013 1229	11/01/2013 1654	KP
cis-1,3-Dichloropropene	ND	0.00050		mg/L	1	11/01/2013 1229	11/01/2013 1654	KP
Dibromochloromethane	ND	0.00050		mg/L	1	11/01/2013 1229	11/01/2013 1654	KP
Dibromomethane	ND	0.00050		mg/L	1	11/01/2013 1229	11/01/2013 1654	KP
Dichlorodifluoromethane	ND	0.00050		mg/L	1	11/01/2013 1229	11/01/2013 1654	KP
Ethylbenzene	ND	0.00050		mg/L	1	11/01/2013 1229	11/01/2013 1654	KP
Hexachlorobutadiene	ND	0.00050		mg/L	1	11/01/2013 1229	11/01/2013 1654	KP
Isopropylbenzene	ND	0.00050		mg/L	1	11/01/2013 1229	11/01/2013 1654	KP
Methylene chloride	ND	0.00050		mg/L	1	11/01/2013 1229	11/01/2013 1654	KP
Naphthalene	ND	0.00050		mg/L	1	11/01/2013 1229	11/01/2013 1654	KP
n-Butylbenzene	ND	0.00050		mg/L	1	11/01/2013 1229	11/01/2013 1654	KP
n-Propylbenzene	ND	0.00050		mg/L	1	11/01/2013 1229	11/01/2013 1654	KP
sec-Butylbenzene	ND	0.00050		mg/L	1	11/01/2013 1229	11/01/2013 1654	KP
Styrene	ND	0.00050		mg/L	1	11/01/2013 1229	11/01/2013 1654	KP
tert-Butylbenzene	ND	0.00050		mg/L	1	11/01/2013 1229	11/01/2013 1654	KP
Tetrachloroethene	ND	0.00050		mg/L	1	11/01/2013 1229	11/01/2013 1654	KP
Toluene	ND	0.00050		mg/L	1	11/01/2013 1229	11/01/2013 1654	KP
trans-1,2-Dichloroethene	ND	0.00050		mg/L	1	11/01/2013 1229	11/01/2013 1654	KP
trans-1,3-Dichloropropene	ND	0.00050		mg/L	1	11/01/2013 1229	11/01/2013 1654	KP
Trichloroethene	ND	0.00050		mg/L	1	11/01/2013 1229	11/01/2013 1654	KP
Trichlorofluoromethane	ND	0.00050		mg/L	1	11/01/2013 1229	11/01/2013 1654	KP
TTHMs	ND	0.00050		mg/L	1	11/01/2013 1229	11/01/2013 1654	KP
Vinyl chloride	ND	0.00050		mg/L	1	11/01/2013 1229	11/01/2013 1654	KP
Xylenes, Total	ND	0.0015		mg/L	1	11/01/2013 1229	11/01/2013 1654	KP
Surr: 1,2-Dichlorobenzene-d4	*79*	*70-130*		*%REC*	*1*	*11/01/2013 1229*	*11/01/2013 1654*	*KP*
Surr: 4-Bromofluorobenzene	*80*	*70-130*		*%REC*	*1*	*11/01/2013 1229*	*11/01/2013 1654*	*KP*
Organochlorine Pesticides-SW8081A								
4,4´-DDD	ND	0.10		ug/L	1	10/24/2013 0905	10/28/2013 1913	MD
4,4´-DDE	ND	0.10		ug/L	1	10/24/2013 0905	10/28/2013 1913	MD
4,4´-DDT	ND	0.10		ug/L	1	10/24/2013 0905	10/28/2013 1913	MD
Aldrin	ND	0.10		ug/L	1	10/24/2013 0905	10/28/2013 1913	MD
alpha-BHC	ND	0.10		ug/L	1	10/24/2013 0905	10/28/2013 1913	MD
alpha-Chlordane	ND	0.10		ug/L	1	10/24/2013 0905	10/29/2013 0055	MD
beta-BHC	ND	0.10		ug/L	1	10/24/2013 0905	10/28/2013 1913	MD
delta-BHC	ND	0.10		ug/L	1	10/24/2013 0905	10/28/2013 1913	MD

Turner Laboratories, Inc.

Date: 11/15/2013

Client: University of Arizona- Risk Management Se
Project: Page Ranch
Work Order: 13J0691
Lab Sample ID: 13J0691-01

Client Sample ID: MW #3
Collection Date/Time: 10/23/2013 0955
Matrix: Ground Water

Analyses	Result	PQL	Qual	Units	DF	Prep Date	Analysis Date	Analyst
Dieldrin	ND	0.10		ug/L	1	10/24/2013 0905	10/28/2013 1913	MD
Endosulfan I	ND	0.10		ug/L	1	10/24/2013 0905	10/28/2013 1913	MD
Endosulfan II	ND	0.10		ug/L	1	10/24/2013 0905	10/28/2013 1913	MD
Endosulfan sulfate	ND	0.10		ug/L	1	10/24/2013 0905	10/28/2013 1913	MD
Endrin	ND	0.10		ug/L	1	10/24/2013 0905	10/28/2013 1913	MD
Endrin aldehyde	ND	0.10		ug/L	1	10/24/2013 0905	10/28/2013 1913	MD
Endrin ketone	ND	0.10		ug/L	1	10/24/2013 0905	10/28/2013 1913	MD
gamma-BHC	ND	0.10		ug/L	1	10/24/2013 0905	10/28/2013 1913	MD
gamma-Chlordane	ND	0.10		ug/L	1	10/24/2013 0905	10/29/2013 0055	MD
Heptachlor	ND	0.10		ug/L	1	10/24/2013 0905	10/28/2013 1913	MD
Heptachlor epoxide	ND	0.10		ug/L	1	10/24/2013 0905	10/28/2013 1913	MD
Methoxychlor	ND	0.10		ug/L	1	10/24/2013 0905	10/28/2013 1913	MD
Toxaphene	ND	1.0		ug/L	1	10/24/2013 0905	10/28/2013 1913	MD
Surr: Decachlorobiphenyl	*97*	*38.8-124*		*%REC*	*1*	*10/24/2013 0905*	*10/28/2013 1913*	*MD*
Surr: Tetrachloro-m-xylene	*87*	*40-118.3*		*%REC*	*1*	*10/24/2013 0905*	*10/28/2013 1913*	*MD*
Semivolatile Organic Compounds-SW8270C								
1,2,4-Trichlorobenzene	ND	10		ug/L	1	10/29/2013 0823	10/31/2013 1635	MD
1,2-Dichlorobenzene	ND	10		ug/L	1	10/29/2013 0823	10/31/2013 1635	MD
1,3-Dichlorobenzene	ND	10		ug/L	1	10/29/2013 0823	10/31/2013 1635	MD
1,4-Dichlorobenzene	ND	10		ug/L	1	10/29/2013 0823	10/31/2013 1635	MD
2,4,5-Trichlorophenol	ND	10		ug/L	1	10/29/2013 0823	10/31/2013 1635	MD
2,4,6-Trichlorophenol	ND	10		ug/L	1	10/29/2013 0823	10/31/2013 1635	MD
2,4-Dichlorophenol	ND	10		ug/L	1	10/29/2013 0823	10/31/2013 1635	MD
2,4-Dimethylphenol	ND	10		ug/L	1	10/29/2013 0823	10/31/2013 1635	MD
2,4-Dinitrophenol	ND	51	V1	ug/L	1	10/29/2013 0823	10/31/2013 1635	MD
2,4-Dinitrotoluene	ND	10		ug/L	1	10/29/2013 0823	10/31/2013 1635	MD
2,6-Dinitrotoluene	ND	10		ug/L	1	10/29/2013 0823	10/31/2013 1635	MD
2-Chloronaphthalene	ND	10		ug/L	1	10/29/2013 0823	10/31/2013 1635	MD
2-Chlorophenol	ND	10		ug/L	1	10/29/2013 0823	10/31/2013 1635	MD
2-Methylnaphthalene	ND	5.1		ug/L	1	10/29/2013 0823	10/31/2013 1635	MD
2-Methylphenol	ND	10		ug/L	1	10/29/2013 0823	10/31/2013 1635	MD
2-Nitroaniline	ND	20		ug/L	1	10/29/2013 0823	10/31/2013 1635	MD
2-Nitrophenol	ND	10		ug/L	1	10/29/2013 0823	10/31/2013 1635	MD
3,3´-Dichlorobenzidine	ND	20		ug/L	1	10/29/2013 0823	10/31/2013 1635	MD
3,4-Methylphenol	ND	10		ug/L	1	10/29/2013 0823	10/31/2013 1635	MD
3-Nitroaniline	ND	20		ug/L	1	10/29/2013 0823	10/31/2013 1635	MD
4,6-Dinitro-2-methylphenol	ND	20		ug/L	1	10/29/2013 0823	10/31/2013 1635	MD
4-Bromophenyl phenyl ether	ND	10		ug/L	1	10/29/2013 0823	10/31/2013 1635	MD
4-Chloro-3-methylphenol	ND	10		ug/L	1	10/29/2013 0823	10/31/2013 1635	MD
4-Chloroaniline	ND	20		ug/L	1	10/29/2013 0823	10/31/2013 1635	MD
4-Chlorophenyl phenyl ether	ND	10		ug/L	1	10/29/2013 0823	10/31/2013 1635	MD

Turner Laboratories, Inc.

Date: 11/15/2013

Client: University of Arizona- Risk Management Se
Project: Page Ranch
Work Order: 13J0691
Lab Sample ID: 13J0691-01

Client Sample ID: MW #3
Collection Date/Time: 10/23/2013 0955
Matrix: Ground Water

Analyses	Result	PQL	Qual	Units	DF	Prep Date	Analysis Date	Analyst
4-Nitroaniline	ND	20		ug/L	1	10/29/2013 0823	10/31/2013 1635	MD
4-Nitrophenol	ND	51		ug/L	1	10/29/2013 0823	10/31/2013 1635	MD
Acenaphthene	ND	5.1		ug/L	1	10/29/2013 0823	10/31/2013 1635	MD
Acenaphthylene	ND	5.1		ug/L	1	10/29/2013 0823	10/31/2013 1635	MD
Aniline	ND	20		ug/L	1	10/29/2013 0823	10/31/2013 1635	MD
Anthracene	ND	5.1		ug/L	1	10/29/2013 0823	10/31/2013 1635	MD
Benzo[a]anthracene	ND	5.1		ug/L	1	10/29/2013 0823	10/31/2013 1635	MD
Benzo[a]pyrene	ND	5.1		ug/L	1	10/29/2013 0823	10/31/2013 1635	MD
Benzo[b,k]fluoranthene	ND	10		ug/L	1	10/29/2013 0823	10/31/2013 1635	MD
Benzo[g,h,i]perylene	ND	5.1		ug/L	1	10/29/2013 0823	10/31/2013 1635	MD
Benzoic acid	ND	51		ug/L	1	10/29/2013 0823	10/31/2013 1635	MD
Benzyl alcohol	ND	5.1		ug/L	1	10/29/2013 0823	10/31/2013 1635	MD
Bis(2-chloroethoxy)methane	ND	10		ug/L	1	10/29/2013 0823	10/31/2013 1635	MD
Bis(2-chloroethyl)ether	ND	10		ug/L	1	10/29/2013 0823	10/31/2013 1635	MD
Bis(2-chloroisopropyl)ether	ND	10		ug/L	1	10/29/2013 0823	10/31/2013 1635	MD
Bis(2-ethylhexyl)phthalate	ND	10		ug/L	1	10/29/2013 0823	10/31/2013 1635	MD
Butyl benzyl phthalate	ND	10		ug/L	1	10/29/2013 0823	10/31/2013 1635	MD
Chrysene	ND	5.1		ug/L	1	10/29/2013 0823	10/31/2013 1635	MD
Dibenzo[a,h]anthracene	ND	5.1		ug/L	1	10/29/2013 0823	10/31/2013 1635	MD
Dibenzofuran	ND	5.1		ug/L	1	10/29/2013 0823	10/31/2013 1635	MD
Diethyl phthalate	ND	10		ug/L	1	10/29/2013 0823	10/31/2013 1635	MD
Dimethyl phthalate	ND	10		ug/L	1	10/29/2013 0823	10/31/2013 1635	MD
Di-n-butyl phthalate	ND	10		ug/L	1	10/29/2013 0823	10/31/2013 1635	MD
Di-n-octyl phthalate	ND	10		ug/L	1	10/29/2013 0823	10/31/2013 1635	MD
Fluoranthene	ND	5.1		ug/L	1	10/29/2013 0823	10/31/2013 1635	MD
Fluorene	ND	5.1		ug/L	1	10/29/2013 0823	10/31/2013 1635	MD
Hexachlorobenzene	ND	10		ug/L	1	10/29/2013 0823	10/31/2013 1635	MD
Hexachlorobutadiene	ND	10		ug/L	1	10/29/2013 0823	10/31/2013 1635	MD
Hexachlorocyclopentadiene	ND	10		ug/L	1	10/29/2013 0823	10/31/2013 1635	MD
Hexachloroethane	ND	10		ug/L	1	10/29/2013 0823	10/31/2013 1635	MD
Indeno[1,2,3-cd]pyrene	ND	5.1		ug/L	1	10/29/2013 0823	10/31/2013 1635	MD
Isophorone	ND	10		ug/L	1	10/29/2013 0823	10/31/2013 1635	MD
Naphthalene	ND	5.1		ug/L	1	10/29/2013 0823	10/31/2013 1635	MD
Nitrobenzene	ND	10		ug/L	1	10/29/2013 0823	10/31/2013 1635	MD
N-Nitrosodimethylamine	ND	10		ug/L	1	10/29/2013 0823	10/31/2013 1635	MD
N-Nitrosodiphenylamine	ND	10		ug/L	1	10/29/2013 0823	10/31/2013 1635	MD
N-Nitrosodipropylamine	ND	10		ug/L	1	10/29/2013 0823	10/31/2013 1635	MD
Pentachlorophenol	ND	31		ug/L	1	10/29/2013 0823	10/31/2013 1635	MD
Phenanthrene	ND	5.1		ug/L	1	10/29/2013 0823	10/31/2013 1635	MD
Phenol	ND	10		ug/L	1	10/29/2013 0823	10/31/2013 1635	MD
Pyrene	ND	5.1		ug/L	1	10/29/2013 0823	10/31/2013 1635	MD
Surr: 2,4,6-Tribromophenol	*100*	*61.48-125.9*		*%REC*	*1*	*10/29/2013 0823*	*10/31/2013 1635*	*MD*

Turner Laboratories, Inc.

Date: 11/15/2013

Client: University of Arizona- Risk Management Se
Project: Page Ranch
Work Order: 13J0691
Lab Sample ID: 13J0691-01

Client Sample ID: MW #3
Collection Date/Time: 10/23/2013 0955
Matrix: Ground Water

Analyses	Result	PQL	Qual	Units	DF	Prep Date	Analysis Date	Analyst
Surr: 2-Fluorobiphenyl	*78*	*41.02-91.53*		*%REC*	*1*	*10/29/2013 0823*	*10/31/2013 1635*	*MD*
Surr: 2-Fluorophenol	*43*	*38.35-57.43*		*%REC*	*1*	*10/29/2013 0823*	*10/31/2013 1635*	*MD*
Surr: 4-Terphenyl-d14	*52*	*14.66-124.1*		*%REC*	*1*	*10/29/2013 0823*	*10/31/2013 1635*	*MD*
Surr: Nitrobenzene-d5	*74*	*49.49-85.19*		*%REC*	*1*	*10/29/2013 0823*	*10/31/2013 1635*	*MD*
Surr: Phenol-d6	*47*	*28.68-69.45*		*%REC*	*1*	*10/29/2013 0823*	*10/31/2013 1635*	*MD*

Turner Laboratories, Inc.

Date: 11/15/2013

Client: University of Arizona- Risk Management Se
Project: Page Ranch
Work Order: 13J0691
Lab Sample ID: 13J0691-02

Client Sample ID: Trip Blank
Collection Date/Time: 10/23/2013 0000
Matrix: Trip Blank

Analyses	Result	PQL	Qual	Units	DF	Prep Date	Analysis Date	Analyst
EDB and DBCP-E504.1								
1,2-Dibromo-3-chloropropane	ND	0.000020		mg/L	1	10/24/2013 0907	10/24/2013 1708	MD
1,2-Dibromoethane	ND	0.000010		mg/L	1	10/24/2013 0907	10/24/2013 1708	MD
Surr: Tetrachloro-m-xylene	*105*	*92.2-133.7*		*%REC*	*1*	*10/24/2013 0907*	*10/24/2013 1708*	*MD*
Volatile Organic Compounds by GC/MS-EPA 524.2								
1,1,1,2-Tetrachloroethane	ND	0.00050		mg/L	1	11/01/2013 1229	11/01/2013 1730	KP
1,1,1-Trichloroethane	ND	0.00050		mg/L	1	11/01/2013 1229	11/01/2013 1730	KP
1,1,2,2-Tetrachloroethane	ND	0.00050		mg/L	1	11/01/2013 1229	11/01/2013 1730	KP
1,1,2-Trichloroethane	ND	0.00050		mg/L	1	11/01/2013 1229	11/01/2013 1730	KP
1,1-Dichloroethane	ND	0.00050		mg/L	1	11/01/2013 1229	11/01/2013 1730	KP
1,1-Dichloroethene	ND	0.00050		mg/L	1	11/01/2013 1229	11/01/2013 1730	KP
1,1-Dichloropropene	ND	0.00050		mg/L	1	11/01/2013 1229	11/01/2013 1730	KP
1,2,3-Trichlorobenzene	ND	0.00050		mg/L	1	11/01/2013 1229	11/01/2013 1730	KP
1,2,3-Trichloropropane	ND	0.00050		mg/L	1	11/01/2013 1229	11/01/2013 1730	KP
1,2,4-Trichlorobenzene	ND	0.00050		mg/L	1	11/01/2013 1229	11/01/2013 1730	KP
1,2,4-Trimethylbenzene	ND	0.00050		mg/L	1	11/01/2013 1229	11/01/2013 1730	KP
1,2-Dichlorobenzene	ND	0.00050		mg/L	1	11/01/2013 1229	11/01/2013 1730	KP
1,2-Dichloroethane	ND	0.00050		mg/L	1	11/01/2013 1229	11/01/2013 1730	KP
1,2-Dichloropropane	ND	0.00050		mg/L	1	11/01/2013 1229	11/01/2013 1730	KP
1,3,5-Trimethylbenzene	ND	0.00050		mg/L	1	11/01/2013 1229	11/01/2013 1730	KP
1,3-Dichlorobenzene	ND	0.00050		mg/L	1	11/01/2013 1229	11/01/2013 1730	KP
1,3-Dichloropropane	ND	0.00050		mg/L	1	11/01/2013 1229	11/01/2013 1730	KP
1,4-Dichlorobenzene	ND	0.00050		mg/L	1	11/01/2013 1229	11/01/2013 1730	KP
2,2-Dichloropropane	ND	0.00050		mg/L	1	11/01/2013 1229	11/01/2013 1730	KP
2-Chlorotoluene	ND	0.00050		mg/L	1	11/01/2013 1229	11/01/2013 1730	KP
4-Chlorotoluene	ND	0.00050		mg/L	1	11/01/2013 1229	11/01/2013 1730	KP
4-Isopropyltoluene	ND	0.00050		mg/L	1	11/01/2013 1229	11/01/2013 1730	KP
Benzene	ND	0.00050		mg/L	1	11/01/2013 1229	11/01/2013 1730	KP
Bromobenzene	ND	0.00050		mg/L	1	11/01/2013 1229	11/01/2013 1730	KP
Bromochloromethane	ND	0.00050		mg/L	1	11/01/2013 1229	11/01/2013 1730	KP
Bromodichloromethane	ND	0.00050		mg/L	1	11/01/2013 1229	11/01/2013 1730	KP
Bromoform	ND	0.00050		mg/L	1	11/01/2013 1229	11/01/2013 1730	KP
Bromomethane	ND	0.00050		mg/L	1	11/01/2013 1229	11/01/2013 1730	KP
Carbon tetrachloride	ND	0.00050		mg/L	1	11/01/2013 1229	11/01/2013 1730	KP
Chlorobenzene	ND	0.00050		mg/L	1	11/01/2013 1229	11/01/2013 1730	KP
Chloroethane	ND	0.00050		mg/L	1	11/01/2013 1229	11/01/2013 1730	KP
Chloroform	ND	0.00050		mg/L	1	11/01/2013 1229	11/01/2013 1730	KP
Chloromethane	ND	0.00050		mg/L	1	11/01/2013 1229	11/01/2013 1730	KP
cis-1,2-Dichloroethene	ND	0.00050		mg/L	1	11/01/2013 1229	11/01/2013 1730	KP
cis-1,3-Dichloropropene	ND	0.00050		mg/L	1	11/01/2013 1229	11/01/2013 1730	KP
Dibromochloromethane	ND	0.00050		mg/L	1	11/01/2013 1229	11/01/2013 1730	KP

Turner Laboratories, Inc.

Date: 11/15/2013

Client: University of Arizona- Risk Management Se
Project: Page Ranch
Work Order: 13J0691
Lab Sample ID: 13J0691-02

Client Sample ID: Trip Blank
Collection Date/Time: 10/23/2013 0000
Matrix: Trip Blank

Analyses	Result	PQL	Qual	Units	DF	Prep Date	Analysis Date	Analyst
Dibromomethane	ND	0.00050		mg/L	1	11/01/2013 1229	11/01/2013 1730	KP
Dichlorodifluoromethane	ND	0.00050		mg/L	1	11/01/2013 1229	11/01/2013 1730	KP
Ethylbenzene	ND	0.00050		mg/L	1	11/01/2013 1229	11/01/2013 1730	KP
Hexachlorobutadiene	ND	0.00050		mg/L	1	11/01/2013 1229	11/01/2013 1730	KP
Isopropylbenzene	ND	0.00050		mg/L	1	11/01/2013 1229	11/01/2013 1730	KP
Methylene chloride	ND	0.00050		mg/L	1	11/01/2013 1229	11/01/2013 1730	KP
Naphthalene	ND	0.00050		mg/L	1	11/01/2013 1229	11/01/2013 1730	KP
n-Butylbenzene	ND	0.00050		mg/L	1	11/01/2013 1229	11/01/2013 1730	KP
n-Propylbenzene	ND	0.00050		mg/L	1	11/01/2013 1229	11/01/2013 1730	KP
sec-Butylbenzene	ND	0.00050		mg/L	1	11/01/2013 1229	11/01/2013 1730	KP
Styrene	ND	0.00050		mg/L	1	11/01/2013 1229	11/01/2013 1730	KP
tert-Butylbenzene	ND	0.00050		mg/L	1	11/01/2013 1229	11/01/2013 1730	KP
Tetrachloroethene	ND	0.00050		mg/L	1	11/01/2013 1229	11/01/2013 1730	KP
Toluene	ND	0.00050		mg/L	1	11/01/2013 1229	11/01/2013 1730	KP
trans-1,2-Dichloroethene	ND	0.00050		mg/L	1	11/01/2013 1229	11/01/2013 1730	KP
trans-1,3-Dichloropropene	ND	0.00050		mg/L	1	11/01/2013 1229	11/01/2013 1730	KP
Trichloroethene	ND	0.00050		mg/L	1	11/01/2013 1229	11/01/2013 1730	KP
Trichlorofluoromethane	ND	0.00050		mg/L	1	11/01/2013 1229	11/01/2013 1730	KP
TTHMs	ND	0.00050		mg/L	1	11/01/2013 1229	11/01/2013 1730	KP
Vinyl chloride	ND	0.00050		mg/L	1	11/01/2013 1229	11/01/2013 1730	KP
Xylenes, Total	ND	0.0015		mg/L	1	11/01/2013 1229	11/01/2013 1730	KP
Surr: 1,2-Dichlorobenzene-d4	*88*	*70-130*		*%REC*	*1*	*11/01/2013 1229*	*11/01/2013 1730*	*KP*
Surr: 4-Bromofluorobenzene	*89*	*70-130*		*%REC*	*1*	*11/01/2013 1229*	*11/01/2013 1730*	*KP*

Client: University of Arizona- Risk Management Services
Project: Page Ranch
Work Order: 13J0691
Date Received: 10/23/2013

QC Summary

Analyte	Result	Reporting Limit	Units	Spike Level	Source Result	%REC	%REC Limits	RPD	RPD Limit	Qual
Batch 1310308 - E200.7										
Blank (1310308-BLK1)				Prepared: 10/28/2013 Analyzed: 10/29/2013						
Manganese	ND	0.020	mg/L							
Sodium	ND	5.0	mg/L							
LCS (1310308-BS1)				Prepared: 10/28/2013 Analyzed: 10/29/2013						
Manganese	0.52	0.020	mg/L	0.5000		104	85-115			
Sodium	9.7	5.0	mg/L	10.00		97	85-115			
LCS Dup (1310308-BSD1)				Prepared: 10/28/2013 Analyzed: 10/29/2013						
Manganese	0.52	0.020	mg/L	0.5000		104	85-115	0.03	20	
Sodium	9.7	5.0	mg/L	10.00		97	85-115	0.04	20	
Matrix Spike (1310308-MS1)		**Source: 13J0574-01**		Prepared: 10/28/2013 Analyzed: 10/29/2013						
Manganese	0.65	0.020	mg/L	0.5000	0.14	102	70-130			
Sodium	74	5.0	mg/L	10.00	64	91	70-130			
Matrix Spike (1310308-MS2)		**Source: 13J0691-01**		Prepared: 10/28/2013 Analyzed: 10/29/2013						
Manganese	0.55	0.020	mg/L	0.5000	0.034	104	70-130			
Sodium	41	5.0	mg/L	10.00	32	92	70-130			

Client: University of Arizona- Risk Management Services
Project: Page Ranch
Work Order: 13J0691
Date Received: 10/23/2013

QC Summary

Analyte	Result	Reporting Limit	Units	Spike Level	Source Result	%REC	%REC Limits	RPD	RPD Limit	Qual
Batch 1310275 - SW8081A										
Blank (1310275-BLK1)				Prepared: 10/24/2013 Analyzed: 10/28/2013						
4,4´-DDD	ND	0.10	ug/L							
4,4´-DDE	ND	0.10	ug/L							
4,4´-DDT	ND	0.10	ug/L							
Aldrin	ND	0.10	ug/L							
alpha-BHC	ND	0.10	ug/L							
alpha-Chlordane	ND	0.10	ug/L							
beta-BHC	ND	0.10	ug/L							
delta-BHC	ND	0.10	ug/L							
Dieldrin	ND	0.10	ug/L							
Endosulfan I	ND	0.10	ug/L							
Endosulfan II	ND	0.10	ug/L							
Endosulfan sulfate	ND	0.10	ug/L							
Endrin	ND	0.10	ug/L							
Endrin aldehyde	ND	0.10	ug/L							
Endrin ketone	ND	0.10	ug/L							
gamma-BHC	ND	0.10	ug/L							
gamma-Chlordane	ND	0.10	ug/L							
Heptachlor	ND	0.10	ug/L							
Heptachlor epoxide	ND	0.10	ug/L							
Methoxychlor	ND	0.10	ug/L							
Toxaphene	ND	1.0	ug/L							
Surrogate: Decachlorobiphenyl	*0.986*		*ug/L*	*1.000*		*99*	*38.8-124*			
Surrogate: Tetrachloro-m-xylene	*0.922*		*ug/L*	*1.000*		*92*	*40-118.3*			
LCS (1310275-BS1)				Prepared: 10/24/2013 Analyzed: 10/28/2013						
4,4´-DDT	0.85	0.10	ug/L	1.000		85	54.8-117.2			
Aldrin	0.43	0.10	ug/L	0.5000		85	53.1-105			
Dieldrin	0.84	0.10	ug/L	1.000		84	59.5-100.2			
Endrin	0.87	0.10	ug/L	1.000		87	58.1-100.7			
gamma-BHC	0.44	0.10	ug/L	0.5000		88	56.5-117.1			
Heptachlor	0.40	0.10	ug/L	0.5000		81	51.5-104.5			
Surrogate: Decachlorobiphenyl	*0.906*		*ug/L*	*1.000*		*91*	*54.4-123.3*			
Surrogate: Tetrachloro-m-xylene	*0.811*		*ug/L*	*1.000*		*81*	*37.5-105.7*			
LCS Dup (1310275-BSD1)				Prepared: 10/24/2013 Analyzed: 10/28/2013						
4,4´-DDT	0.87	0.10	ug/L	1.000		87	54.8-117.2	3	30	
Aldrin	0.42	0.10	ug/L	0.5000		84	53.1-105	2	30	
Dieldrin	0.86	0.10	ug/L	1.000		86	59.5-100.2	2	30	
Endrin	0.88	0.10	ug/L	1.000		88	58.1-100.7	0.7	30	
gamma-BHC	0.43	0.10	ug/L	0.5000		86	56.5-117.1	3	30	
Heptachlor	0.40	0.10	ug/L	0.5000		81	51.5-104.5	0.1	30	
Surrogate: Decachlorobiphenyl	*0.936*		*ug/L*	*1.000*		*94*	*54.4-123.3*			
Surrogate: Tetrachloro-m-xylene	*0.796*		*ug/L*	*1.000*		*80*	*37.5-105.7*			

Client: University of Arizona- Risk Management Services
Project: Page Ranch
Work Order: 13J0691
Date Received: 10/23/2013

QC Summary

Analyte	Result	Reporting Limit	Units	Spike Level	Source Result	%REC	%REC Limits	RPD	RPD Limit	Qual
Batch 1310275 - SW8081A										
Matrix Spike (1310275-MS1)		**Source: 13J0691-01**		Prepared: 10/24/2013 Analyzed: 10/28/2013						
4,4´-DDT	0.89	0.10	ug/L	1.002	ND	89	10.1-142.2			
Aldrin	0.46	0.10	ug/L	0.5010	ND	92	23.2-118.8			
Dieldrin	0.90	0.10	ug/L	1.002	ND	90	43.8-113.4			
Endrin	0.92	0.10	ug/L	1.002	ND	92	28.1-131.1			
gamma-BHC	0.46	0.10	ug/L	0.5010	ND	92	58-115.5			
Heptachlor	0.43	0.10	ug/L	0.5010	ND	86	32.4-137			
Surrogate: Decachlorobiphenyl	*1.01*		*ug/L*	*1.002*		*101*	*38.8-124*			
Surrogate: Tetrachloro-m-xylene	*0.878*		*ug/L*	*1.002*		*88*	*40-118.3*			
Matrix Spike Dup (1310275-MSD1)		**Source: 13J0691-01**		Prepared: 10/24/2013 Analyzed: 10/28/2013						
4,4´-DDT	0.87	0.10	ug/L	1.006	ND	87	10.1-142.2	2	30	
Aldrin	0.45	0.10	ug/L	0.5030	ND	89	23.2-118.8	3	30	
Dieldrin	0.89	0.10	ug/L	1.006	ND	88	43.8-113.4	1	30	
Endrin	0.93	0.10	ug/L	1.006	ND	93	28.1-131.1	1	30	
gamma-BHC	0.45	0.10	ug/L	0.5030	ND	90	58-115.5	0.9	30	
Heptachlor	0.42	0.10	ug/L	0.5030	ND	83	32.4-137	4	30	
Surrogate: Decachlorobiphenyl	*0.936*		*ug/L*	*1.006*		*93*	*38.8-124*			
Surrogate: Tetrachloro-m-xylene	*0.847*		*ug/L*	*1.006*		*84*	*40-118.3*			
Batch 1310276 - E504.1										
Blank (1310276-BLK1)				Prepared & Analyzed: 10/24/2013						
1,2-Dibromo-3-chloropropane	ND	0.000020	mg/L							
1,2-Dibromoethane	ND	0.000010	mg/L							
Surrogate: Tetrachloro-m-xylene	*0.000215*		*mg/L*	*0.0002000*		*107*	*92.2-133.7*			
LCS (1310276-BS1)				Prepared & Analyzed: 10/24/2013						
1,2-Dibromo-3-chloropropane	0.00023	0.000020	mg/L	0.0002500		93	70-130			
1,2-Dibromoethane	0.00028	0.000010	mg/L	0.0002500		113	70-130			
Surrogate: Tetrachloro-m-xylene	*0.000217*		*mg/L*	*0.0002000*		*109*	*98.2-130.5*			
LCS Dup (1310276-BSD1)				Prepared & Analyzed: 10/24/2013						
1,2-Dibromo-3-chloropropane	0.00021	0.000020	mg/L	0.0002500		85	70-130	9	30	
1,2-Dibromoethane	0.00026	0.000010	mg/L	0.0002500		105	70-130	8	30	
Surrogate: Tetrachloro-m-xylene	*0.000204*		*mg/L*	*0.0002000*		*102*	*98.2-130.5*			
Matrix Spike (1310276-MS1)		**Source: 13J0691-01**		Prepared & Analyzed: 10/24/2013						
1,2-Dibromo-3-chloropropane	0.00022	0.000020	mg/L	0.0002500	ND	88	70-130			
1,2-Dibromoethane	0.00027	0.000010	mg/L	0.0002500	ND	107	70-130			
Surrogate: Tetrachloro-m-xylene	*0.000209*		*mg/L*	*0.0002000*		*104*	*92.2-133.7*			
Batch 1310327 - SW8270C										

Client: University of Arizona- Risk Management Services
Project: Page Ranch
Work Order: 13J0691
Date Received: 10/23/2013

QC Summary

Analyte	Result	Reporting Limit	Units	Spike Level	Source Result	%REC	%REC Limits	RPD	RPD Limit	Qual
Batch 1310327 - SW8270C										
Blank (1310327-BLK1)				Prepared: 10/29/2013 Analyzed: 10/30/2013						
1,2,4-Trichlorobenzene	ND	10	ug/L							
1,2-Dichlorobenzene	ND	10	ug/L							
1,3-Dichlorobenzene	ND	10	ug/L							
1,4-Dichlorobenzene	ND	10	ug/L							
2,4,5-Trichlorophenol	ND	10	ug/L							
2,4,6-Trichlorophenol	ND	10	ug/L							
2,4-Dichlorophenol	ND	10	ug/L							
2,4-Dimethylphenol	ND	10	ug/L							
2,4-Dinitrophenol	ND	50	ug/L							
2,4-Dinitrotoluene	ND	10	ug/L							
2,6-Dinitrotoluene	ND	10	ug/L							
2-Chloronaphthalene	ND	10	ug/L							
2-Chlorophenol	ND	10	ug/L							
2-Methylnaphthalene	ND	5.0	ug/L							
2-Methylphenol	ND	10	ug/L							
2-Nitroaniline	ND	20	ug/L							
2-Nitrophenol	ND	10	ug/L							
3,3´-Dichlorobenzidine	ND	20	ug/L							
3,4-Methylphenol	ND	10	ug/L							
3-Nitroaniline	ND	20	ug/L							
4,6-Dinitro-2-methylphenol	ND	20	ug/L							
4-Bromophenyl phenyl ether	ND	10	ug/L							
4-Chloro-3-methylphenol	ND	10	ug/L							
4-Chloroaniline	ND	20	ug/L							
4-Chlorophenyl phenyl ether	ND	10	ug/L							
4-Nitroaniline	ND	20	ug/L							
4-Nitrophenol	ND	50	ug/L							
Acenaphthene	ND	5.0	ug/L							
Acenaphthylene	ND	5.0	ug/L							
Aniline	ND	20	ug/L							
Anthracene	ND	5.0	ug/L							
Benzo[a]anthracene	ND	5.0	ug/L							
Benzo[a]pyrene	ND	5.0	ug/L							
Benzo[b,k]fluoranthene	ND	10	ug/L							
Benzo[g,h,i]perylene	ND	5.0	ug/L							
Benzoic acid	ND	50	ug/L							
Benzyl alcohol	ND	5.0	ug/L							
Bis(2-chloroethoxy)methane	ND	10	ug/L							
Bis(2-chloroethyl)ether	ND	10	ug/L							
Bis(2-chloroisopropyl)ether	ND	10	ug/L							
Bis(2-ethylhexyl)phthalate	ND	10	ug/L							
Butyl benzyl phthalate	ND	10	ug/L							
Chrysene	ND	5.0	ug/L							
Dibenzo[a,h]anthracene	ND	5.0	ug/L							
Dibenzofuran	ND	5.0	ug/L							
Diethyl phthalate	ND	10	ug/L							
Dimethyl phthalate	ND	10	ug/L							
Di-n-butyl phthalate	ND	10	ug/L							

Client: University of Arizona- Risk Management Services
Project: Page Ranch
Work Order: 13J0691
Date Received: 10/23/2013

QC Summary

Analyte	Result	Reporting Limit	Units	Spike Level	Source Result	%REC	%REC Limits	RPD	RPD Limit	Qual
Batch 1310327 - SW8270C										
Blank (1310327-BLK1)				Prepared: 10/29/2013 Analyzed: 10/30/2013						
Di-n-octyl phthalate	ND	10	ug/L							
Fluoranthene	ND	5.0	ug/L							
Fluorene	ND	5.0	ug/L							
Hexachlorobenzene	ND	10	ug/L							
Hexachlorobutadiene	ND	10	ug/L							
Hexachlorocyclopentadiene	ND	10	ug/L							
Hexachloroethane	ND	10	ug/L							
Indeno[1,2,3-cd]pyrene	ND	5.0	ug/L							
Isophorone	ND	10	ug/L							
Naphthalene	ND	5.0	ug/L							
Nitrobenzene	ND	10	ug/L							
N-Nitrosodimethylamine	ND	10	ug/L							
N-Nitrosodiphenylamine	ND	10	ug/L							
N-Nitrosodipropylamine	ND	10	ug/L							
Pentachlorophenol	ND	30	ug/L							
Phenanthrene	ND	5.0	ug/L							
Phenol	ND	10	ug/L							
Pyrene	ND	5.0	ug/L							
Surrogate: 2,4,6-Tribromophenol	*113*		*ug/L*	*100.0*		*113*	*61.48-125.96*			
Surrogate: 2-Fluorobiphenyl	*77.9*		*ug/L*	*100.0*		*78*	*41.02-91.53*			
Surrogate: 2-Fluorophenol	*46.2*		*ug/L*	*100.0*		*46*	*38.35-57.43*			
Surrogate: 4-Terphenyl-d14	*64.6*		*ug/L*	*100.0*		*65*	*14.66-124.11*			
Surrogate: Nitrobenzene-d5	*65.9*		*ug/L*	*100.0*		*66*	*49.49-85.19*			
Surrogate: Phenol-d6	*45.9*		*ug/L*	*100.0*		*46*	*28.68-69.45*			
LCS (1310327-BS1)				Prepared: 10/29/2013 Analyzed: 10/30/2013						
1,2,4-Trichlorobenzene	23	10	ug/L	50.00		46	28.14-85.64			
1,4-Dichlorobenzene	17	10	ug/L	50.00		34	27.79-64.15			
2,4-Dinitrotoluene	26	10	ug/L	50.00		51	39.27-79.35			
2-Chlorophenol	58	10	ug/L	100.0		58	24.62-79.98			
4-Chloro-3-methylphenol	65	10	ug/L	100.0		65	37.66-82.55			
4-Nitrophenol	65	50	ug/L	100.0		65	26.58-91.73			
Acenaphthene	29	5.0	ug/L	50.00		59	41.63-72.14			
N-Nitrosodipropylamine	37	10	ug/L	50.00		73	36.81-88.63			
Pentachlorophenol	67	30	ug/L	100.0		67	32.14-95.92			
Phenol	41	10	ug/L	100.0		41	7.96-52.41			
Pyrene	28	5.0	ug/L	50.00		57	41.65-82.75			
Surrogate: 2,4,6-Tribromophenol	*94.3*		*ug/L*	*100.0*		*94*	*32.57-112.08*			
Surrogate: 2-Fluorobiphenyl	*64.3*		*ug/L*	*100.0*		*64*	*36.69-77.45*			
Surrogate: 2-Fluorophenol	*37.7*		*ug/L*	*100.0*		*38*	*0-86.73*			
Surrogate: 4-Terphenyl-d14	*52.1*		*ug/L*	*100.0*		*52*	*37.21-81.06*			
Surrogate: Nitrobenzene-d5	*53.8*		*ug/L*	*100.0*		*54*	*36.8-79.16*			
Surrogate: Phenol-d6	*43.3*		*ug/L*	*100.0*		*43*	*0-56.2*			

Client: University of Arizona- Risk Management Services
Project: Page Ranch
Work Order: 13J0691
Date Received: 10/23/2013

QC Summary

Analyte	Result	Reporting Limit	Units	Spike Level	Source Result	%REC	%REC Limits	RPD	RPD Limit	Qual
Batch 1310327 - SW8270C										
LCS Dup (1310327-BSD1)				Prepared: 10/29/2013 Analyzed: 10/30/2013						
1,2,4-Trichlorobenzene	29	10	ug/L	50.00		57	28.14-85.64	20	30	
1,4-Dichlorobenzene	22	10	ug/L	50.00		44	27.79-64.15	27	30	
2,4-Dinitrotoluene	29	10	ug/L	50.00		58	39.27-79.35	12	30	
2-Chlorophenol	64	10	ug/L	100.0		64	24.62-79.98	10	30	
4-Chloro-3-methylphenol	71	10	ug/L	100.0		71	37.66-82.55	9	30	
4-Nitrophenol	76	50	ug/L	100.0		76	26.58-91.73	15	30	
Acenaphthene	32	5.0	ug/L	50.00		63	41.63-72.14	7	30	
N-Nitrosodipropylamine	37	10	ug/L	50.00		75	36.81-88.63	2	30	
Pentachlorophenol	81	30	ug/L	100.0		81	32.14-95.92	19	30	
Phenol	35	10	ug/L	100.0		35	7.96-52.41	17	30	
Pyrene	32	5.0	ug/L	50.00		63	41.65-82.75	11	30	
Surrogate: 2,4,6-Tribromophenol	*106*		*ug/L*	*100.0*		*106*	*32.57-112.08*			
Surrogate: 2-Fluorobiphenyl	*68.3*		*ug/L*	*100.0*		*68*	*36.69-77.45*			
Surrogate: 2-Fluorophenol	*36.0*		*ug/L*	*100.0*		*36*	*0-86.73*			
Surrogate: 4-Terphenyl-d14	*56.5*		*ug/L*	*100.0*		*56*	*37.21-81.06*			
Surrogate: Nitrobenzene-d5	*65.3*		*ug/L*	*100.0*		*65*	*36.8-79.16*			
Surrogate: Phenol-d6	*36.8*		*ug/L*	*100.0*		*37*	*0-56.2*			
Matrix Spike (1310327-MS1)		**Source: 13J0691-01**		Prepared: 10/29/2013 Analyzed: 10/30/2013						
1,2,4-Trichlorobenzene	26	10	ug/L	50.51	ND	51	51.67-99.16			M7
1,4-Dichlorobenzene	17	10	ug/L	50.51	ND	33	44.91-69.29			M7
2,4-Dinitrotoluene	26	10	ug/L	50.51	ND	52	45.63-98.31			
2-Chlorophenol	60	10	ug/L	101.0	ND	59	53.62-77.95			
4-Chloro-3-methylphenol	68	10	ug/L	101.0	ND	68	54.19-87.12			
4-Nitrophenol	67	51	ug/L	101.0	ND	67	33.45-100.91			
Acenaphthene	30	5.1	ug/L	50.51	ND	59	10.45-102.26			
N-Nitrosodipropylamine	36	10	ug/L	50.51	ND	72	50.37-110.06			
Pentachlorophenol	76	30	ug/L	101.0	ND	75	52.6-111			
Phenol	36	10	ug/L	101.0	ND	36	25.68-69.53			
Pyrene	27	5.1	ug/L	50.51	ND	53	58.09-82.37			M7
Surrogate: 2,4,6-Tribromophenol	*103*		*ug/L*	*101.0*		*102*	*61.48-125.96*			
Surrogate: 2-Fluorobiphenyl	*69.5*		*ug/L*	*101.0*		*69*	*41.02-91.53*			
Surrogate: 2-Fluorophenol	*31.5*		*ug/L*	*101.0*		*31*	*38.35-57.43*			*S6*
Surrogate: 4-Terphenyl-d14	*53.4*		*ug/L*	*101.0*		*53*	*14.66-124.11*			
Surrogate: Nitrobenzene-d5	*56.0*		*ug/L*	*101.0*		*55*	*49.49-85.19*			
Surrogate: Phenol-d6	*38.0*		*ug/L*	*101.0*		*38*	*28.68-69.45*			

Client: University of Arizona- Risk Management Services
Project: Page Ranch
Work Order: 13J0691
Date Received: 10/23/2013

QC Summary

Analyte	Result	Reporting Limit	Units	Spike Level	Source Result	%REC	%REC Limits	RPD	RPD Limit	Qual
Batch 1310327 - SW8270C										
Matrix Spike Dup (1310327-MSD1)		**Source: 13J0691-01**		Prepared: 10/29/2013 Analyzed: 10/30/2013						
1,2,4-Trichlorobenzene	27	10	ug/L	50.40	ND	54	51.67-99.16	6	30	
1,4-Dichlorobenzene	21	10	ug/L	50.40	ND	42	44.91-69.29	24	30	M7
2,4-Dinitrotoluene	31	10	ug/L	50.40	ND	62	45.63-98.31	18	30	
2-Chlorophenol	64	10	ug/L	100.8	ND	63	53.62-77.95	7	30	
4-Chloro-3-methylphenol	71	10	ug/L	100.8	ND	71	54.19-87.12	4	30	
4-Nitrophenol	86	50	ug/L	100.8	ND	85	33.45-100.91	24	30	
Acenaphthene	32	5.0	ug/L	50.40	ND	64	10.45-102.26	7	30	
N-Nitrosodipropylamine	37	10	ug/L	50.40	ND	74	50.37-110.06	3	30	
Pentachlorophenol	82	30	ug/L	100.8	ND	81	52.6-111	7	30	
Phenol	40	10	ug/L	100.8	ND	40	25.68-69.53	10	30	
Pyrene	28	5.0	ug/L	50.40	ND	57	58.09-82.37	6	30	M7
Surrogate: 2,4,6-Tribromophenol	*109*		*ug/L*	*100.8*		*108*	*61.48-125.96*			
Surrogate: 2-Fluorobiphenyl	*71.6*		*ug/L*	*100.8*		*71*	*41.02-91.53*			
Surrogate: 2-Fluorophenol	*40.5*		*ug/L*	*100.8*		*40*	*38.35-57.43*			
Surrogate: 4-Terphenyl-d14	*56.3*		*ug/L*	*100.8*		*56*	*14.66-124.11*			
Surrogate: Nitrobenzene-d5	*60.5*		*ug/L*	*100.8*		*60*	*49.49-85.19*			
Surrogate: Phenol-d6	*42.0*		*ug/L*	*100.8*		*42*	*28.68-69.45*			

Client: University of Arizona- Risk Management Services
Project: Page Ranch
Work Order: 13J0691
Date Received: 10/23/2013

QC Summary

Analyte	Result	Reporting Limit	Units	Spike Level	Source Result	%REC	%REC Limits	RPD	RPD Limit	Qual
Batch 1311020 - EPA 524.2										

Client: University of Arizona- Risk Management Services
Project: Page Ranch
Work Order: 13J0691
Date Received: 10/23/2013

QC Summary

Analyte	Result	Reporting Limit	Units	Spike Level	Source Result	%REC	%REC Limits	RPD	RPD Limit	Qual
Batch 1311020 - EPA 524.2										
Blank (1311020-BLK1)				Prepared & Analyzed: 11/01/2013						
1,1,1,2-Tetrachloroethane	ND	0.00050	mg/L							
1,1,1-Trichloroethane	ND	0.00050	mg/L							
1,1,2,2-Tetrachloroethane	ND	0.00050	mg/L							
1,1,2-Trichloroethane	ND	0.00050	mg/L							
1,1-Dichloroethane	ND	0.00050	mg/L							
1,1-Dichloroethene	ND	0.00050	mg/L							
1,1-Dichloropropene	ND	0.00050	mg/L							
1,2,3-Trichlorobenzene	ND	0.00050	mg/L							
1,2,3-Trichloropropane	ND	0.00050	mg/L							
1,2,4-Trichlorobenzene	ND	0.00050	mg/L							
1,2,4-Trimethylbenzene	ND	0.00050	mg/L							
1,2-Dichlorobenzene	ND	0.00050	mg/L							
1,2-Dichloroethane	ND	0.00050	mg/L							
1,2-Dichloropropane	ND	0.00050	mg/L							
1,3,5-Trimethylbenzene	ND	0.00050	mg/L							
1,3-Dichlorobenzene	ND	0.00050	mg/L							
1,3-Dichloropropane	ND	0.00050	mg/L							
1,4-Dichlorobenzene	ND	0.00050	mg/L							
2,2-Dichloropropane	ND	0.00050	mg/L							
2-Chlorotoluene	ND	0.00050	mg/L							
4-Chlorotoluene	ND	0.00050	mg/L							
4-Isopropyltoluene	ND	0.00050	mg/L							
Benzene	ND	0.00050	mg/L							
Bromobenzene	ND	0.00050	mg/L							
Bromochloromethane	ND	0.00050	mg/L							
Bromodichloromethane	ND	0.00050	mg/L							
Bromoform	ND	0.00050	mg/L							
Bromomethane	ND	0.00050	mg/L							
Carbon tetrachloride	ND	0.00050	mg/L							
Chlorobenzene	ND	0.00050	mg/L							
Chloroethane	ND	0.00050	mg/L							
Chloroform	ND	0.00050	mg/L							
Chloromethane	ND	0.00050	mg/L							
cis-1,2-Dichloroethene	ND	0.00050	mg/L							
cis-1,3-Dichloropropene	ND	0.00050	mg/L							
Dibromochloromethane	ND	0.00050	mg/L							
Dibromomethane	ND	0.00050	mg/L							
Dichlorodifluoromethane	ND	0.00050	mg/L							
Ethylbenzene	ND	0.00050	mg/L							
Hexachlorobutadiene	ND	0.00050	mg/L							
Isopropylbenzene	ND	0.00050	mg/L							
Methylene chloride	ND	0.00050	mg/L							
Naphthalene	ND	0.00050	mg/L							
n-Butylbenzene	ND	0.00050	mg/L							
n-Propylbenzene	ND	0.00050	mg/L							
sec-Butylbenzene	ND	0.00050	mg/L							
Styrene	ND	0.00050	mg/L							
tert-Butylbenzene	ND	0.00050	mg/L							

Client: University of Arizona- Risk Management Services
Project: Page Ranch
Work Order: 13J0691
Date Received: 10/23/2013

QC Summary

Analyte	Result	Reporting Limit	Units	Spike Level	Source Result	%REC	%REC Limits	RPD	RPD Limit	Qual
Batch 1311020 - EPA 524.2										
Blank (1311020-BLK1)				Prepared & Analyzed: 11/01/2013						
Tetrachloroethene	ND	0.00050	mg/L							
Toluene	ND	0.00050	mg/L							
trans-1,2-Dichloroethene	ND	0.00050	mg/L							
trans-1,3-Dichloropropene	ND	0.00050	mg/L							
Trichloroethene	ND	0.00050	mg/L							
Trichlorofluoromethane	ND	0.00050	mg/L							
TTHMs	ND	0.00050	mg/L							
Vinyl chloride	ND	0.00050	mg/L							
Xylenes, Total	ND	0.0015	mg/L							
Surrogate: 1,2-Dichlorobenzene-d4	*0.84*		*ug/L*	*1.000*		*84*	*70-130*			
Surrogate: 4-Bromofluorobenzene	*0.90*		*ug/L*	*1.000*		*90*	*70-130*			

Client: University of Arizona- Risk Management Services
Project: Page Ranch
Work Order: 13J0691
Date Received: 10/23/2013

QC Summary

Analyte	Result	Reporting Limit	Units	Spike Level	Source Result	%REC	%REC Limits	RPD	RPD Limit	Qual
Batch 1311020 - EPA 524.2										
LCS (1311020-BS1)				Prepared & Analyzed: 11/01/2013						
1,1,1,2-Tetrachloroethane	0.010	0.00050	mg/L	0.01000		102	70-130			
1,1,1-Trichloroethane	0.011	0.00050	mg/L	0.01000		107	70-130			
1,1,2,2-Tetrachloroethane	0.011	0.00050	mg/L	0.01000		114	70-130			
1,1,2-Trichloroethane	0.011	0.00050	mg/L	0.01000		110	70-130			
1,1-Dichloroethane	0.011	0.00050	mg/L	0.01000		105	70-130			
1,1-Dichloroethene	0.010	0.00050	mg/L	0.01000		100	70-130			
1,1-Dichloropropene	0.011	0.00050	mg/L	0.01000		109	70-130			
1,2,3-Trichlorobenzene	0.011	0.00050	mg/L	0.01000		109	70-130			
1,2,3-Trichloropropane	0.011	0.00050	mg/L	0.01000		112	70-130			
1,2,4-Trichlorobenzene	0.011	0.00050	mg/L	0.01000		109	70-130			
1,2,4-Trimethylbenzene	0.011	0.00050	mg/L	0.01000		105	70-130			
1,2-Dichlorobenzene	0.011	0.00050	mg/L	0.01000		108	70-130			
1,2-Dichloroethane	0.011	0.00050	mg/L	0.01000		109	70-130			
1,2-Dichloropropane	0.011	0.00050	mg/L	0.01000		111	70-130			
1,3,5-Trimethylbenzene	0.011	0.00050	mg/L	0.01000		107	70-130			
1,3-Dichlorobenzene	0.011	0.00050	mg/L	0.01000		107	70-130			
1,3-Dichloropropane	0.011	0.00050	mg/L	0.01000		110	70-130			
1,4-Dichlorobenzene	0.011	0.00050	mg/L	0.01000		108	70-130			
2,2-Dichloropropane	0.0097	0.00050	mg/L	0.01000		97	70-130			
2-Chlorotoluene	0.011	0.00050	mg/L	0.01000		107	70-130			
4-Chlorotoluene	0.011	0.00050	mg/L	0.01000		107	70-130			
4-Isopropyltoluene	0.010	0.00050	mg/L	0.01000		104	70-130			
Benzene	0.011	0.00050	mg/L	0.01000		110	70-130			
Bromobenzene	0.011	0.00050	mg/L	0.01000		106	70-130			
Bromochloromethane	0.011	0.00050	mg/L	0.01000		114	70-130			
Bromodichloromethane	0.011	0.00050	mg/L	0.01000		105	70-130			
Bromoform	0.0094	0.00050	mg/L	0.01000		94	70-130			
Bromomethane	0.0099	0.00050	mg/L	0.01000		99	70-130			
Carbon tetrachloride	0.011	0.00050	mg/L	0.01000		108	70-130			
Chlorobenzene	0.011	0.00050	mg/L	0.01000		109	70-130			
Chloroethane	0.010	0.00050	mg/L	0.01000		100	70-130			
Chloroform	0.012	0.00050	mg/L	0.01000		117	70-130			
Chloromethane	0.0085	0.00050	mg/L	0.01000		85	70-130			
cis-1,2-Dichloroethene	0.011	0.00050	mg/L	0.01000		113	70-130			
cis-1,3-Dichloropropene	0.011	0.00050	mg/L	0.01000		106	70-130			
Dibromochloromethane	0.010	0.00050	mg/L	0.01000		104	70-130			
Dibromomethane	0.011	0.00050	mg/L	0.01000		110	70-130			
Dichlorodifluoromethane	0.0083	0.00050	mg/L	0.01000		83	70-130			
Ethylbenzene	0.011	0.00050	mg/L	0.01000		105	70-130			
Hexachlorobutadiene	0.011	0.00050	mg/L	0.01000		105	70-130			
Isopropylbenzene	0.011	0.00050	mg/L	0.01000		106	70-130			
Methyl tert-Butyl Ether (MTBE)	0.010	0.00050	mg/L	0.01000		104	0-200			
Methylene chloride	0.0090	0.00050	mg/L	0.01000		90	70-130			
Naphthalene	0.011	0.00050	mg/L	0.01000		111	70-130			
n-Butylbenzene	0.011	0.00050	mg/L	0.01000		105	70-130			
n-Propylbenzene	0.011	0.00050	mg/L	0.01000		107	70-130			
sec-Butylbenzene	0.011	0.00050	mg/L	0.01000		106	70-130			
Styrene	0.011	0.00050	mg/L	0.01000		108	70-130			

Client: University of Arizona- Risk Management Services
Project: Page Ranch
Work Order: 13J0691
Date Received: 10/23/2013

QC Summary

Analyte	Result	Reporting Limit	Units	Spike Level	Source Result	%REC	%REC Limits	RPD	RPD Limit	Qual
Batch 1311020 - EPA 524.2										
LCS (1311020-BS1)				Prepared & Analyzed: 11/01/2013						
tert-Butylbenzene	0.011	0.00050	mg/L	0.01000		106	70-130			
Tetrachloroethene	0.010	0.00050	mg/L	0.01000		102	70-130			
Toluene	0.011	0.00050	mg/L	0.01000		106	70-130			
trans-1,2-Dichloroethene	0.011	0.00050	mg/L	0.01000		109	70-130			
trans-1,3-Dichloropropene	0.0095	0.00050	mg/L	0.01000		95	70-130			
Trichloroethene	0.011	0.00050	mg/L	0.01000		105	70-130			
Trichlorofluoromethane	0.010	0.00050	mg/L	0.01000		104	70-130			
TTHMs	0.042	0.00050	mg/L				70-130			
Vinyl chloride	0.0097	0.00050	mg/L	0.01000		97	70-130			
Xylenes, Total	0.032	0.0015	mg/L				70-130			
Surrogate: 1,2-Dichlorobenzene-d4	*1.0*		*ug/L*	*1.000*		*104*	*70-130*			
Surrogate: 4-Bromofluorobenzene	*0.99*		*ug/L*	*1.000*		*99*	*70-130*			

Client: University of Arizona- Risk Management Services
Project: Page Ranch
Work Order: 13J0691
Date Received: 10/23/2013

QC Summary

Analyte	Result	Reporting Limit	Units	Spike Level	Source Result	%REC	%REC Limits	RPD	RPD Limit	Qual
Batch 1311020 - EPA 524.2										
LCS Dup (1311020-BSD1)				Prepared & Analyzed: 11/01/2013						
1,1,1,2-Tetrachloroethane	0.010	0.00050	mg/L	0.01000		100	70-130	2	20	
1,1,1-Trichloroethane	0.010	0.00050	mg/L	0.01000		103	70-130	4	20	
1,1,2,2-Tetrachloroethane	0.011	0.00050	mg/L	0.01000		111	70-130	3	20	
1,1,2-Trichloroethane	0.011	0.00050	mg/L	0.01000		114	70-130	4	20	
1,1-Dichloroethane	0.010	0.00050	mg/L	0.01000		102	70-130	3	20	
1,1-Dichloroethene	0.010	0.00050	mg/L	0.01000		100	70-130	0.3	20	
1,1-Dichloropropene	0.010	0.00050	mg/L	0.01000		105	70-130	4	20	
1,2,3-Trichlorobenzene	0.011	0.00050	mg/L	0.01000		109	70-130	0.2	20	
1,2,3-Trichloropropane	0.011	0.00050	mg/L	0.01000		106	70-130	6	20	
1,2,4-Trichlorobenzene	0.011	0.00050	mg/L	0.01000		108	70-130	1	20	
1,2,4-Trimethylbenzene	0.010	0.00050	mg/L	0.01000		105	70-130	0.7	20	
1,2-Dichlorobenzene	0.011	0.00050	mg/L	0.01000		107	70-130	0.7	20	
1,2-Dichloroethane	0.010	0.00050	mg/L	0.01000		102	70-130	6	20	
1,2-Dichloropropane	0.011	0.00050	mg/L	0.01000		110	70-130	1	20	
1,3,5-Trimethylbenzene	0.010	0.00050	mg/L	0.01000		105	70-130	2	20	
1,3-Dichlorobenzene	0.011	0.00050	mg/L	0.01000		107	70-130	0.5	20	
1,3-Dichloropropane	0.011	0.00050	mg/L	0.01000		107	70-130	3	20	
1,4-Dichlorobenzene	0.011	0.00050	mg/L	0.01000		105	70-130	3	20	
2,2-Dichloropropane	0.0095	0.00050	mg/L	0.01000		95	70-130	2	20	
2-Chlorotoluene	0.011	0.00050	mg/L	0.01000		107	70-130	0.6	20	
4-Chlorotoluene	0.011	0.00050	mg/L	0.01000		105	70-130	2	20	
4-Isopropyltoluene	0.010	0.00050	mg/L	0.01000		103	70-130	1	20	
Benzene	0.011	0.00050	mg/L	0.01000		106	70-130	4	20	
Bromobenzene	0.010	0.00050	mg/L	0.01000		104	70-130	2	20	
Bromochloromethane	0.011	0.00050	mg/L	0.01000		111	70-130	2	20	
Bromodichloromethane	0.010	0.00050	mg/L	0.01000		104	70-130	1	20	
Bromoform	0.0093	0.00050	mg/L	0.01000		93	70-130	2	20	
Bromomethane	0.010	0.00050	mg/L	0.01000		104	70-130	5	20	
Carbon tetrachloride	0.010	0.00050	mg/L	0.01000		103	70-130	4	20	
Chlorobenzene	0.011	0.00050	mg/L	0.01000		107	70-130	2	20	
Chloroethane	0.011	0.00050	mg/L	0.01000		108	70-130	7	20	
Chloroform	0.011	0.00050	mg/L	0.01000		110	70-130	6	20	
Chloromethane	0.0091	0.00050	mg/L	0.01000		91	70-130	7	20	
cis-1,2-Dichloroethene	0.011	0.00050	mg/L	0.01000		111	70-130	2	20	
cis-1,3-Dichloropropene	0.010	0.00050	mg/L	0.01000		104	70-130	2	20	
Dibromochloromethane	0.010	0.00050	mg/L	0.01000		103	70-130	0.4	20	
Dibromomethane	0.011	0.00050	mg/L	0.01000		110	70-130	0.4	20	
Dichlorodifluoromethane	0.0084	0.00050	mg/L	0.01000		84	70-130	2	20	
Ethylbenzene	0.010	0.00050	mg/L	0.01000		104	70-130	1	20	
Hexachlorobutadiene	0.010	0.00050	mg/L	0.01000		103	70-130	2	20	
Isopropylbenzene	0.010	0.00050	mg/L	0.01000		105	70-130	1	20	
Methyl tert-Butyl Ether (MTBE)	0.010	0.00050	mg/L	0.01000		100	0-200	5	200	
Methylene chloride	0.011	0.00050	mg/L	0.01000		107	70-130	17	20	
Naphthalene	0.011	0.00050	mg/L	0.01000		108	70-130	2	20	
n-Butylbenzene	0.011	0.00050	mg/L	0.01000		106	70-130	0.6	20	
n-Propylbenzene	0.011	0.00050	mg/L	0.01000		106	70-130	2	20	
sec-Butylbenzene	0.011	0.00050	mg/L	0.01000		105	70-130	0.9	20	
Styrene	0.011	0.00050	mg/L	0.01000		108	70-130	0.8	20	

Client: University of Arizona- Risk Management Services
Project: Page Ranch
Work Order: 13J0691
Date Received: 10/23/2013

QC Summary

Analyte	Result	Reporting Limit	Units	Spike Level	Source Result	%REC	%REC Limits	RPD	RPD Limit	Qual
Batch 1311020 - EPA 524.2										
LCS Dup (1311020-BSD1)				Prepared & Analyzed: 11/01/2013						
tert-Butylbenzene	0.011	0.00050	mg/L	0.01000		105	70-130	0.9	20	
Tetrachloroethene	0.010	0.00050	mg/L	0.01000		103	70-130	0.5	20	
Toluene	0.010	0.00050	mg/L	0.01000		102	70-130	4	20	
trans-1,2-Dichloroethene	0.011	0.00050	mg/L	0.01000		106	70-130	2	20	
trans-1,3-Dichloropropene	0.0094	0.00050	mg/L	0.01000		94	70-130	2	20	
Trichloroethene	0.010	0.00050	mg/L	0.01000		104	70-130	2	20	
Trichlorofluoromethane	0.010	0.00050	mg/L	0.01000		104	70-130	0.8	20	
TTHMs	0.041	0.00050	mg/L				70-130	3	20	
Vinyl chloride	0.010	0.00050	mg/L	0.01000		104	70-130	6	20	
Xylenes, Total	0.032	0.0015	mg/L				70-130	0	20	
Surrogate: 1,2-Dichlorobenzene-d4	*1.1*		*ug/L*	*1.000*		*105*	*70-130*			
Surrogate: 4-Bromofluorobenzene	*0.97*		*ug/L*	*1.000*		*97*	*70-130*			

Turner Laboratories, Inc.

Date: 11/15/2013

Client: University of Arizona- Risk Management Services
Project: Page Ranch
Work Order: 13J0691
Date Received: 10/23/2013

QC Summary

Analyte	Result	Reporting Limit	Units	Spike Level	Source Result	%REC	%REC Limits	RPD	RPD Limit	Qual
Batch 1310259 - E300										
Blank (1310259-BLK1)				Prepared & Analyzed: 10/23/2013						
Chloride	ND	1.0	mg/L							
Sulfate	ND	5.0	mg/L							
LCS (1310259-BS1)				Prepared & Analyzed: 10/23/2013						
Chloride	12	1.0	mg/L	12.50		95	90-110			
Sulfate	12	5.0	mg/L	12.50		97	90-110			
LCS Dup (1310259-BSD1)				Prepared & Analyzed: 10/23/2013						
Chloride	12	1.0	mg/L	12.50		95	90-110	0.2	10	
Sulfate	12	5.0	mg/L	12.50		97	90-110	0.3	10	
Matrix Spike (1310259-MS1)	**Source: 13J0676-03**			Prepared & Analyzed: 10/23/2013						
Chloride	17	1.0	mg/L	12.50	5.5	94	80-120			
Sulfate	18	5.0	mg/L	12.50	6.5	95	80-120			
Matrix Spike (1310259-MS2)	**Source: 13J0691-01**			Prepared & Analyzed: 10/23/2013						
Chloride	17	1.0	mg/L	12.50	5.6	91	80-120			
Sulfate	15	5.0	mg/L	12.50	2.7	95	80-120			
Matrix Spike (1310259-MS3)	**Source: 13J0666-04**			Prepared: 10/23/2013 Analyzed: 10/24/2013						
Chloride	21	1.0	mg/L	12.50	9.6	92	80-120			
Sulfate	13	5.0	mg/L	12.50	1.1	94	80-120			
Matrix Spike Dup (1310259-MSD1)	**Source: 13J0676-03**			Prepared & Analyzed: 10/23/2013						
Chloride	17	1.0	mg/L	12.50	5.5	95	80-120	0.3	10	
Sulfate	18	5.0	mg/L	12.50	6.5	96	80-120	0.5	10	
Matrix Spike Dup (1310259-MSD2)	**Source: 13J0691-01**			Prepared & Analyzed: 10/23/2013						
Chloride	17	1.0	mg/L	12.50	5.6	91	80-120	0.5	10	
Sulfate	15	5.0	mg/L	12.50	2.7	95	80-120	0.4	10	
Matrix Spike Dup (1310259-MSD3)	**Source: 13J0666-04**			Prepared: 10/23/2013 Analyzed: 10/24/2013						
Chloride	21	1.0	mg/L	12.50	9.6	92	80-120	0.09	10	
Sulfate	13	5.0	mg/L	12.50	1.1	94	80-120	0.02	10	

2445 N. Coyote Drive, Suite 104
Tucson, Arizona 85745
(520) 882-5880
Fax: (520) 882-9788
www.turnerlabs.com

CHAIN OF CUSTODY/LABORATORY ANALYSIS REQUEST FORM

TURNER WORK ORDER # 13J0691 DATE 10/23/13 PAGE 1 OF 1

PROJECT NAME Page Ranch #
CONTACT NAME Lloyd Wundrock
COMPANY NAME UA Risk Management Services
ADDRESS PO Box 210300, Tucson, AZ 85721-0300
PHONE 621-1790 FAX 621-3706
SAMPLER'S SIGNATURE

CIRCLE ANALYSIS REQUESTED AND/OR CHECK THE APPROPRIATE BOX

SAMPLE I.D.	DATE	TIME	LAB I.D.	SAMPLE MATRIX*	NUMBER OF CONTAINERS	Base Neutrals 625/8270	Acids	Volatile Organics 624/524.2/8260	TTHMS	HAA5	Pesticides 8081	PCB's 8082	NO_2	NO_3	TKN	Oil and Grease Grav. 1664A	VOA	TCLP Analysis Semi-VOA	TCLP	Pest.	Dissolved	Metals Total	Total	RCRA8	Total	Cyanide Amen.	WAD	SDWA-INORGANICS PRIMARY	SECONDARY	MPN	Coliform Coliform	pH	Cl	Cl_2	COD	TSS	BOD	Mn	Na	SO4		
MW #3	10/23/14	9:55		GW	13	X		X			X																										X	X	X		

1. RELINQUISHED BY:	2. RECEIVED BY:	3. RELINQUISHED BY:	4. RECEIVED BY:
Signature: [signature]	Signature: [signature]	Signature: [signature]	Signature: [signature]
Printed Name: LM WUNDROCK	Printed Name: Keith G. Ch	Printed Name: Keith G. Ch	Printed Name: Marvin Bo
Firm: UofA	Firm: UofA	Firm: UofA	Firm: TURNER LABORATORIES, INC.
Date/Time: 10-23-13 / 12:27	Date/Time: 10/23/13 12:27	Date/Time: 10/23/13 1229	Date/Time: 10/23/13 1339

TURNAROUND REQUIREMENTS:
- [x] Standard (approx. 10 days)*
- [ ] Next Day [ ] 2 Day [ ] 5 Day*
- [ ] Email Preliminary Results To:

* Working Days

REPORT REQUIREMENTS:
- [ ] I. Routine Report
- [ ] II. Report (includes DUP, MS, MSD, as required, may be charged as samples)
- [x] III. Date Validation Report (Includes All Raw Data) Add 10% to invoice

INVOICE INFORMATION:
Account [ ] Y [ ] N
P.O. #
Bill to:

SAMPLE RECEIPT:
Total Containers 13
Temperature 1.7
[x] Wet Ice [ ] Blue Ice

* LEGEND
DW = DRINKING WATER
GW = GROUNDWATER
SD = SOLID
SG = SLUDGE
SL = SOIL
ST = STORMWATER
WW = WASTEWATER

SPECIAL INSTRUCTIONS/COMMENTS:

Compliance Analysis:	[ ] Yes [ ] No	Custody Seals	[ ]	Preservation Confirmation	[x]
ADEQ Forms:	[ ] Yes [ ] No	Container Intact	[x]	Appropriate Head Space	[x]
Mail ADEQ Forms:	[ ] Yes [ ] No	COC / Labels Agree	[x]	Received Within Hold Time	[x]

Metals-Mn, Na Anions-Cl, SO4 QA/QC Level III Package
Hard Copy Report/Writable CD Send report to ADEQ electronically

November 15, 2013

Jeff Christensen
University of Arizona- Risk Management Services
PO Box 210300, RM A414
Tucson, AZ 85721

TEL (520) 621-5861
FAX (520) 621-3706

Work Order No.: 13J0692

RE: Page Ranch

Dear Jeff Christensen,

Turner Laboratories, Inc. received 2 sample(s) on 10/23/2013 for the analyses presented in the following report.

All results are intended to be considered in their entirety, and Turner Laboratories, Inc. is not responsible for use of less than the complete report. Results apply only to the samples analyzed. Samples will be disposed of 30 days after issue of our report unless special arrangements are made.

The pages that follow may contain sensitive, privileged or confidential information intended solely for the addressee named above. If you receive this message and are not the agent or employee of the addressee, this communication has been sent in error. Please do not disseminate or copy any of the attached and notify the sender immediately by telephone. Please also return the attached sheet(s) to the sender by mail.

Please call if you have any questions.

Respectfully submitted,

Turner Laboratories, Inc.
ADHS License AZ0066

Terri L. Garcia

Terri Garcia
Technical Director

Turner Laboratories, Inc.

Date: 11/15/2013

Client: University of Arizona- Risk Management Servic
Project: Page Ranch
Work Order: 13J0692
Date Received: 10/23/2013

Work Order Sample Summary

Lab Sample ID	Client Sample ID	Matrix	Collection Date/Time
13J0692-01	MW #4	Ground Water	10/23/2013 1155
13J0692-02	Trip Blank	Trip Blank	10/23/2013 0000

Client: University of Arizona- Risk Management Services
Project: Page Ranch
Work Order: 13J0692
Date Received: 10/23/2013

Case Narrative

M7	Matrix spike recovery was low. Data reported per ADEQ policy 0154.000. Matrix interference was confirmed.
S6	Surrogate recovery was below laboratory and method acceptance limits. Reextraction and/or reanalysis confirms low recovery caused by matrix effect.
V1	CCV recovery was above method acceptance limits. This target analyte was not detected in the sample.

All soil, sludge, and solid matrix determinations are reported on a wet weight basis unless otherwise noted.

ND	Not Detected at or above the PQL
PQL	Practical Quantitation Limit
DF	Dilution Factor

Turner Laboratories, Inc.

Date: 11/15/2013

Client: University of Arizona- Risk Management Se
Project: Page Ranch
Work Order: 13J0692
Lab Sample ID: 13J0692-01

Client Sample ID: MW #4
Collection Date/Time: 10/23/2013 1155
Matrix: Ground Water

Analyses	Result	PQL	Qual	Units	DF	Prep Date	Analysis Date	Analyst
ICP Total Metals-E200.7								
Manganese	0.044	0.020		mg/L	1	10/28/2013 0845	10/29/2013 1055	RAD
Sodium	29	5.0		mg/L	1	10/28/2013 0845	10/29/2013 1054	RAD
Anions by Ion Chromatography-E300								
Chloride	4.3	1.0		mg/L	1	10/23/2013 1400	10/23/2013 1908	EW
Sulfate	ND	5.0		mg/L	1	10/23/2013 1400	10/23/2013 1908	EW
EDB and DBCP-E504.1								
1,2-Dibromo-3-chloropropane	ND	0.000020		mg/L	1	10/24/2013 0907	10/24/2013 1741	MD
1,2-Dibromoethane	ND	0.000010		mg/L	1	10/24/2013 0907	10/24/2013 1741	MD
Surr: Tetrachloro-m-xylene	*103*	*92.2-133.7*		*%REC*	*1*	*10/24/2013 0907*	*10/24/2013 1741*	*MD*
Volatile Organic Compounds by GC/MS-EPA 524.2								
1,1,1,2-Tetrachloroethane	ND	0.00050		mg/L	1	11/01/2013 1229	11/01/2013 1806	KP
1,1,1-Trichloroethane	ND	0.00050		mg/L	1	11/01/2013 1229	11/01/2013 1806	KP
1,1,2,2-Tetrachloroethane	ND	0.00050		mg/L	1	11/01/2013 1229	11/01/2013 1806	KP
1,1,2-Trichloroethane	ND	0.00050		mg/L	1	11/01/2013 1229	11/01/2013 1806	KP
1,1-Dichloroethane	ND	0.00050		mg/L	1	11/01/2013 1229	11/01/2013 1806	KP
1,1-Dichloroethene	ND	0.00050		mg/L	1	11/01/2013 1229	11/01/2013 1806	KP
1,1-Dichloropropene	ND	0.00050		mg/L	1	11/01/2013 1229	11/01/2013 1806	KP
1,2,3-Trichlorobenzene	ND	0.00050		mg/L	1	11/01/2013 1229	11/01/2013 1806	KP
1,2,3-Trichloropropane	ND	0.00050		mg/L	1	11/01/2013 1229	11/01/2013 1806	KP
1,2,4-Trichlorobenzene	ND	0.00050		mg/L	1	11/01/2013 1229	11/01/2013 1806	KP
1,2,4-Trimethylbenzene	ND	0.00050		mg/L	1	11/01/2013 1229	11/01/2013 1806	KP
1,2-Dichlorobenzene	ND	0.00050		mg/L	1	11/01/2013 1229	11/01/2013 1806	KP
1,2-Dichloroethane	ND	0.00050		mg/L	1	11/01/2013 1229	11/01/2013 1806	KP
1,2-Dichloropropane	ND	0.00050		mg/L	1	11/01/2013 1229	11/01/2013 1806	KP
1,3,5-Trimethylbenzene	ND	0.00050		mg/L	1	11/01/2013 1229	11/01/2013 1806	KP
1,3-Dichlorobenzene	ND	0.00050		mg/L	1	11/01/2013 1229	11/01/2013 1806	KP
1,3-Dichloropropane	ND	0.00050		mg/L	1	11/01/2013 1229	11/01/2013 1806	KP
1,4-Dichlorobenzene	ND	0.00050		mg/L	1	11/01/2013 1229	11/01/2013 1806	KP
2,2-Dichloropropane	ND	0.00050		mg/L	1	11/01/2013 1229	11/01/2013 1806	KP
2-Chlorotoluene	ND	0.00050		mg/L	1	11/01/2013 1229	11/01/2013 1806	KP
4-Chlorotoluene	ND	0.00050		mg/L	1	11/01/2013 1229	11/01/2013 1806	KP
4-Isopropyltoluene	ND	0.00050		mg/L	1	11/01/2013 1229	11/01/2013 1806	KP
Benzene	ND	0.00050		mg/L	1	11/01/2013 1229	11/01/2013 1806	KP
Bromobenzene	ND	0.00050		mg/L	1	11/01/2013 1229	11/01/2013 1806	KP
Bromochloromethane	ND	0.00050		mg/L	1	11/01/2013 1229	11/01/2013 1806	KP
Bromodichloromethane	ND	0.00050		mg/L	1	11/01/2013 1229	11/01/2013 1806	KP
Bromoform	ND	0.00050		mg/L	1	11/01/2013 1229	11/01/2013 1806	KP

Turner Laboratories, Inc.

Date: 11/15/2013

Client: University of Arizona- Risk Management Se
Project: Page Ranch
Work Order: 13J0692
Lab Sample ID: 13J0692-01

Client Sample ID: MW #4
Collection Date/Time: 10/23/2013 1155
Matrix: Ground Water

Analyses	Result	PQL	Qual	Units	DF	Prep Date	Analysis Date	Analyst
Bromomethane	ND	0.00050		mg/L	1	11/01/2013 1229	11/01/2013 1806	KP
Carbon tetrachloride	ND	0.00050		mg/L	1	11/01/2013 1229	11/01/2013 1806	KP
Chlorobenzene	ND	0.00050		mg/L	1	11/01/2013 1229	11/01/2013 1806	KP
Chloroethane	ND	0.00050		mg/L	1	11/01/2013 1229	11/01/2013 1806	KP
Chloroform	ND	0.00050		mg/L	1	11/01/2013 1229	11/01/2013 1806	KP
Chloromethane	ND	0.00050		mg/L	1	11/01/2013 1229	11/01/2013 1806	KP
cis-1,2-Dichloroethene	ND	0.00050		mg/L	1	11/01/2013 1229	11/01/2013 1806	KP
cis-1,3-Dichloropropene	ND	0.00050		mg/L	1	11/01/2013 1229	11/01/2013 1806	KP
Dibromochloromethane	ND	0.00050		mg/L	1	11/01/2013 1229	11/01/2013 1806	KP
Dibromomethane	ND	0.00050		mg/L	1	11/01/2013 1229	11/01/2013 1806	KP
Dichlorodifluoromethane	ND	0.00050		mg/L	1	11/01/2013 1229	11/01/2013 1806	KP
Ethylbenzene	ND	0.00050		mg/L	1	11/01/2013 1229	11/01/2013 1806	KP
Hexachlorobutadiene	ND	0.00050		mg/L	1	11/01/2013 1229	11/01/2013 1806	KP
Isopropylbenzene	ND	0.00050		mg/L	1	11/01/2013 1229	11/01/2013 1806	KP
Methylene chloride	ND	0.00050		mg/L	1	11/01/2013 1229	11/01/2013 1806	KP
Naphthalene	ND	0.00050		mg/L	1	11/01/2013 1229	11/01/2013 1806	KP
n-Butylbenzene	ND	0.00050		mg/L	1	11/01/2013 1229	11/01/2013 1806	KP
n-Propylbenzene	ND	0.00050		mg/L	1	11/01/2013 1229	11/01/2013 1806	KP
sec-Butylbenzene	ND	0.00050		mg/L	1	11/01/2013 1229	11/01/2013 1806	KP
Styrene	ND	0.00050		mg/L	1	11/01/2013 1229	11/01/2013 1806	KP
tert-Butylbenzene	ND	0.00050		mg/L	1	11/01/2013 1229	11/01/2013 1806	KP
Tetrachloroethene	ND	0.00050		mg/L	1	11/01/2013 1229	11/01/2013 1806	KP
Toluene	ND	0.00050		mg/L	1	11/01/2013 1229	11/01/2013 1806	KP
trans-1,2-Dichloroethene	ND	0.00050		mg/L	1	11/01/2013 1229	11/01/2013 1806	KP
trans-1,3-Dichloropropene	ND	0.00050		mg/L	1	11/01/2013 1229	11/01/2013 1806	KP
Trichloroethene	ND	0.00050		mg/L	1	11/01/2013 1229	11/01/2013 1806	KP
Trichlorofluoromethane	ND	0.00050		mg/L	1	11/01/2013 1229	11/01/2013 1806	KP
TTHMs	ND	0.00050		mg/L	1	11/01/2013 1229	11/01/2013 1806	KP
Vinyl chloride	ND	0.00050		mg/L	1	11/01/2013 1229	11/01/2013 1806	KP
Xylenes, Total	ND	0.0015		mg/L	1	11/01/2013 1229	11/01/2013 1806	KP
Surr: 1,2-Dichlorobenzene-d4	*94*	*70-130*		*%REC*	*1*	*11/01/2013 1229*	*11/01/2013 1806*	*KP*
Surr: 4-Bromofluorobenzene	*96*	*70-130*		*%REC*	*1*	*11/01/2013 1229*	*11/01/2013 1806*	*KP*
Organochlorine Pesticides-SW8081A								
4,4´-DDD	ND	0.10		ug/L	1	10/24/2013 0905	10/28/2013 1939	MD
4,4´-DDE	ND	0.10		ug/L	1	10/24/2013 0905	10/28/2013 1939	MD
4,4´-DDT	ND	0.10		ug/L	1	10/24/2013 0905	10/28/2013 1939	MD
Aldrin	ND	0.10		ug/L	1	10/24/2013 0905	10/28/2013 1939	MD
alpha-BHC	ND	0.10		ug/L	1	10/24/2013 0905	10/28/2013 1939	MD
alpha-Chlordane	ND	0.10		ug/L	1	10/24/2013 0905	10/29/2013 0121	MD
beta-BHC	ND	0.10		ug/L	1	10/24/2013 0905	10/28/2013 1939	MD
delta-BHC	ND	0.10		ug/L	1	10/24/2013 0905	10/28/2013 1939	MD

Turner Laboratories, Inc.

Date: 11/15/2013

Client: University of Arizona- Risk Management Se
Project: Page Ranch
Work Order: 13J0692
Lab Sample ID: 13J0692-01

Client Sample ID: MW #4
Collection Date/Time: 10/23/2013 1155
Matrix: Ground Water

Analyses	Result	PQL	Qual	Units	DF	Prep Date	Analysis Date	Analyst
Dieldrin	ND	0.10		ug/L	1	10/24/2013 0905	10/28/2013 1939	MD
Endosulfan I	ND	0.10		ug/L	1	10/24/2013 0905	10/28/2013 1939	MD
Endosulfan II	ND	0.10		ug/L	1	10/24/2013 0905	10/28/2013 1939	MD
Endosulfan sulfate	ND	0.10		ug/L	1	10/24/2013 0905	10/28/2013 1939	MD
Endrin	ND	0.10		ug/L	1	10/24/2013 0905	10/28/2013 1939	MD
Endrin aldehyde	ND	0.10		ug/L	1	10/24/2013 0905	10/28/2013 1939	MD
Endrin ketone	ND	0.10		ug/L	1	10/24/2013 0905	10/28/2013 1939	MD
gamma-BHC	ND	0.10		ug/L	1	10/24/2013 0905	10/28/2013 1939	MD
gamma-Chlordane	ND	0.10		ug/L	1	10/24/2013 0905	10/29/2013 0121	MD
Heptachlor	ND	0.10		ug/L	1	10/24/2013 0905	10/28/2013 1939	MD
Heptachlor epoxide	ND	0.10		ug/L	1	10/24/2013 0905	10/28/2013 1939	MD
Methoxychlor	ND	0.10		ug/L	1	10/24/2013 0905	10/28/2013 1939	MD
Toxaphene	ND	1.0		ug/L	1	10/24/2013 0905	10/28/2013 1939	MD
Surr: Decachlorobiphenyl	*93*	*38.8-124*		*%REC*	*1*	*10/24/2013 0905*	*10/28/2013 1939*	*MD*
Surr: Tetrachloro-m-xylene	*84*	*40-118.3*		*%REC*	*1*	*10/24/2013 0905*	*10/28/2013 1939*	*MD*
Semivolatile Organic Compounds-SW8270C								
1,2,4-Trichlorobenzene	ND	10		ug/L	1	10/29/2013 0823	10/31/2013 1710	MD
1,2-Dichlorobenzene	ND	10		ug/L	1	10/29/2013 0823	10/31/2013 1710	MD
1,3-Dichlorobenzene	ND	10		ug/L	1	10/29/2013 0823	10/31/2013 1710	MD
1,4-Dichlorobenzene	ND	10		ug/L	1	10/29/2013 0823	10/31/2013 1710	MD
2,4,5-Trichlorophenol	ND	10		ug/L	1	10/29/2013 0823	10/31/2013 1710	MD
2,4,6-Trichlorophenol	ND	10		ug/L	1	10/29/2013 0823	10/31/2013 1710	MD
2,4-Dichlorophenol	ND	10		ug/L	1	10/29/2013 0823	10/31/2013 1710	MD
2,4-Dimethylphenol	ND	10		ug/L	1	10/29/2013 0823	10/31/2013 1710	MD
2,4-Dinitrophenol	ND	50	V1	ug/L	1	10/29/2013 0823	10/31/2013 1710	MD
2,4-Dinitrotoluene	ND	10		ug/L	1	10/29/2013 0823	10/31/2013 1710	MD
2,6-Dinitrotoluene	ND	10		ug/L	1	10/29/2013 0823	10/31/2013 1710	MD
2-Chloronaphthalene	ND	10		ug/L	1	10/29/2013 0823	10/31/2013 1710	MD
2-Chlorophenol	ND	10		ug/L	1	10/29/2013 0823	10/31/2013 1710	MD
2-Methylnaphthalene	ND	5.0		ug/L	1	10/29/2013 0823	10/31/2013 1710	MD
2-Methylphenol	ND	10		ug/L	1	10/29/2013 0823	10/31/2013 1710	MD
2-Nitroaniline	ND	20		ug/L	1	10/29/2013 0823	10/31/2013 1710	MD
2-Nitrophenol	ND	10		ug/L	1	10/29/2013 0823	10/31/2013 1710	MD
3,3´-Dichlorobenzidine	ND	20		ug/L	1	10/29/2013 0823	10/31/2013 1710	MD
3,4-Methylphenol	ND	10		ug/L	1	10/29/2013 0823	10/31/2013 1710	MD
3-Nitroaniline	ND	20		ug/L	1	10/29/2013 0823	10/31/2013 1710	MD
4,6-Dinitro-2-methylphenol	ND	20		ug/L	1	10/29/2013 0823	10/31/2013 1710	MD
4-Bromophenyl phenyl ether	ND	10		ug/L	1	10/29/2013 0823	10/31/2013 1710	MD
4-Chloro-3-methylphenol	ND	10		ug/L	1	10/29/2013 0823	10/31/2013 1710	MD
4-Chloroaniline	ND	20		ug/L	1	10/29/2013 0823	10/31/2013 1710	MD
4-Chlorophenyl phenyl ether	ND	10		ug/L	1	10/29/2013 0823	10/31/2013 1710	MD

Turner Laboratories, Inc.

Date: 11/15/2013

Client: University of Arizona- Risk Management Se
Project: Page Ranch
Work Order: 13J0692
Lab Sample ID: 13J0692-01

Client Sample ID: MW #4
Collection Date/Time: 10/23/2013 1155
Matrix: Ground Water

Analyses	Result	PQL	Qual	Units	DF	Prep Date	Analysis Date	Analyst
4-Nitroaniline	ND	20		ug/L	1	10/29/2013 0823	10/31/2013 1710	MD
4-Nitrophenol	ND	50		ug/L	1	10/29/2013 0823	10/31/2013 1710	MD
Acenaphthene	ND	5.0		ug/L	1	10/29/2013 0823	10/31/2013 1710	MD
Acenaphthylene	ND	5.0		ug/L	1	10/29/2013 0823	10/31/2013 1710	MD
Aniline	ND	20		ug/L	1	10/29/2013 0823	10/31/2013 1710	MD
Anthracene	ND	5.0		ug/L	1	10/29/2013 0823	10/31/2013 1710	MD
Benzo[a]anthracene	ND	5.0		ug/L	1	10/29/2013 0823	10/31/2013 1710	MD
Benzo[a]pyrene	ND	5.0		ug/L	1	10/29/2013 0823	10/31/2013 1710	MD
Benzo[b,k]fluoranthene	ND	10		ug/L	1	10/29/2013 0823	10/31/2013 1710	MD
Benzo[g,h,i]perylene	ND	5.0		ug/L	1	10/29/2013 0823	10/31/2013 1710	MD
Benzoic acid	ND	50		ug/L	1	10/29/2013 0823	10/31/2013 1710	MD
Benzyl alcohol	ND	5.0		ug/L	1	10/29/2013 0823	10/31/2013 1710	MD
Bis(2-chloroethoxy)methane	ND	10		ug/L	1	10/29/2013 0823	10/31/2013 1710	MD
Bis(2-chloroethyl)ether	ND	10		ug/L	1	10/29/2013 0823	10/31/2013 1710	MD
Bis(2-chloroisopropyl)ether	ND	10		ug/L	1	10/29/2013 0823	10/31/2013 1710	MD
Bis(2-ethylhexyl)phthalate	ND	10		ug/L	1	10/29/2013 0823	10/31/2013 1710	MD
Butyl benzyl phthalate	ND	10		ug/L	1	10/29/2013 0823	10/31/2013 1710	MD
Chrysene	ND	5.0		ug/L	1	10/29/2013 0823	10/31/2013 1710	MD
Dibenzo[a,h]anthracene	ND	5.0		ug/L	1	10/29/2013 0823	10/31/2013 1710	MD
Dibenzofuran	ND	5.0		ug/L	1	10/29/2013 0823	10/31/2013 1710	MD
Diethyl phthalate	ND	10		ug/L	1	10/29/2013 0823	10/31/2013 1710	MD
Dimethyl phthalate	ND	10		ug/L	1	10/29/2013 0823	10/31/2013 1710	MD
Di-n-butyl phthalate	ND	10		ug/L	1	10/29/2013 0823	10/31/2013 1710	MD
Di-n-octyl phthalate	ND	10		ug/L	1	10/29/2013 0823	10/31/2013 1710	MD
Fluoranthene	ND	5.0		ug/L	1	10/29/2013 0823	10/31/2013 1710	MD
Fluorene	ND	5.0		ug/L	1	10/29/2013 0823	10/31/2013 1710	MD
Hexachlorobenzene	ND	10		ug/L	1	10/29/2013 0823	10/31/2013 1710	MD
Hexachlorobutadiene	ND	10		ug/L	1	10/29/2013 0823	10/31/2013 1710	MD
Hexachlorocyclopentadiene	ND	10		ug/L	1	10/29/2013 0823	10/31/2013 1710	MD
Hexachloroethane	ND	10		ug/L	1	10/29/2013 0823	10/31/2013 1710	MD
Indeno[1,2,3-cd]pyrene	ND	5.0		ug/L	1	10/29/2013 0823	10/31/2013 1710	MD
Isophorone	ND	10		ug/L	1	10/29/2013 0823	10/31/2013 1710	MD
Naphthalene	ND	5.0		ug/L	1	10/29/2013 0823	10/31/2013 1710	MD
Nitrobenzene	ND	10		ug/L	1	10/29/2013 0823	10/31/2013 1710	MD
N-Nitrosodimethylamine	ND	10		ug/L	1	10/29/2013 0823	10/31/2013 1710	MD
N-Nitrosodiphenylamine	ND	10		ug/L	1	10/29/2013 0823	10/31/2013 1710	MD
N-Nitrosodipropylamine	ND	10		ug/L	1	10/29/2013 0823	10/31/2013 1710	MD
Pentachlorophenol	ND	30		ug/L	1	10/29/2013 0823	10/31/2013 1710	MD
Phenanthrene	ND	5.0		ug/L	1	10/29/2013 0823	10/31/2013 1710	MD
Phenol	ND	10		ug/L	1	10/29/2013 0823	10/31/2013 1710	MD
Pyrene	ND	5.0		ug/L	1	10/29/2013 0823	10/31/2013 1710	MD
Surr: 2,4,6-Tribromophenol	*106*	*61.48-125.9*		*%REC*	*1*	*10/29/2013 0823*	*10/31/2013 1710*	*MD*

Turner Laboratories, Inc.

Date: 11/15/2013

Client: University of Arizona- Risk Management Se
Project: Page Ranch
Work Order: 13J0692
Lab Sample ID: 13J0692-01

Client Sample ID: MW #4
Collection Date/Time: 10/23/2013 1155
Matrix: Ground Water

Analyses	Result	PQL	Qual	Units	DF	Prep Date	Analysis Date	Analyst
Surr: 2-Fluorobiphenyl	*78*	*41.02-91.53*		*%REC*	*1*	*10/29/2013 0823*	*10/31/2013 1710*	*MD*
Surr: 2-Fluorophenol	*42*	*38.35-57.43*		*%REC*	*1*	*10/29/2013 0823*	*10/31/2013 1710*	*MD*
Surr: 4-Terphenyl-d14	*55*	*14.66-124.1*		*%REC*	*1*	*10/29/2013 0823*	*10/31/2013 1710*	*MD*
Surr: Nitrobenzene-d5	*71*	*49.49-85.19*		*%REC*	*1*	*10/29/2013 0823*	*10/31/2013 1710*	*MD*
Surr: Phenol-d6	*50*	*28.68-69.45*		*%REC*	*1*	*10/29/2013 0823*	*10/31/2013 1710*	*MD*

Turner Laboratories, Inc.

Date: 11/15/2013

Client: University of Arizona- Risk Management Se
Project: Page Ranch
Work Order: 13J0692
Lab Sample ID: 13J0692-02

Client Sample ID: Trip Blank
Collection Date/Time: 10/23/2013 0000
Matrix: Trip Blank

Analyses	Result	PQL	Qual	Units	DF	Prep Date	Analysis Date	Analyst
EDB and DBCP-E504.1								
1,2-Dibromo-3-chloropropane	ND	0.000020		mg/L	1	10/24/2013 0907	10/24/2013 1815	MD
1,2-Dibromoethane	ND	0.000010		mg/L	1	10/24/2013 0907	10/24/2013 1815	MD
Surr: Tetrachloro-m-xylene	*104*	*92.2-133.7*		*%REC*	*1*	*10/24/2013 0907*	*10/24/2013 1815*	*MD*
Volatile Organic Compounds by GC/MS-EPA 524.2								
1,1,1,2-Tetrachloroethane	ND	0.00050		mg/L	1	11/01/2013 1229	11/01/2013 1842	KP
1,1,1-Trichloroethane	ND	0.00050		mg/L	1	11/01/2013 1229	11/01/2013 1842	KP
1,1,2,2-Tetrachloroethane	ND	0.00050		mg/L	1	11/01/2013 1229	11/01/2013 1842	KP
1,1,2-Trichloroethane	ND	0.00050		mg/L	1	11/01/2013 1229	11/01/2013 1842	KP
1,1-Dichloroethane	ND	0.00050		mg/L	1	11/01/2013 1229	11/01/2013 1842	KP
1,1-Dichloroethene	ND	0.00050		mg/L	1	11/01/2013 1229	11/01/2013 1842	KP
1,1-Dichloropropene	ND	0.00050		mg/L	1	11/01/2013 1229	11/01/2013 1842	KP
1,2,3-Trichlorobenzene	ND	0.00050		mg/L	1	11/01/2013 1229	11/01/2013 1842	KP
1,2,3-Trichloropropane	ND	0.00050		mg/L	1	11/01/2013 1229	11/01/2013 1842	KP
1,2,4-Trichlorobenzene	ND	0.00050		mg/L	1	11/01/2013 1229	11/01/2013 1842	KP
1,2,4-Trimethylbenzene	ND	0.00050		mg/L	1	11/01/2013 1229	11/01/2013 1842	KP
1,2-Dichlorobenzene	ND	0.00050		mg/L	1	11/01/2013 1229	11/01/2013 1842	KP
1,2-Dichloroethane	ND	0.00050		mg/L	1	11/01/2013 1229	11/01/2013 1842	KP
1,2-Dichloropropane	ND	0.00050		mg/L	1	11/01/2013 1229	11/01/2013 1842	KP
1,3,5-Trimethylbenzene	ND	0.00050		mg/L	1	11/01/2013 1229	11/01/2013 1842	KP
1,3-Dichlorobenzene	ND	0.00050		mg/L	1	11/01/2013 1229	11/01/2013 1842	KP
1,3-Dichloropropane	ND	0.00050		mg/L	1	11/01/2013 1229	11/01/2013 1842	KP
1,4-Dichlorobenzene	ND	0.00050		mg/L	1	11/01/2013 1229	11/01/2013 1842	KP
2,2-Dichloropropane	ND	0.00050		mg/L	1	11/01/2013 1229	11/01/2013 1842	KP
2-Chlorotoluene	ND	0.00050		mg/L	1	11/01/2013 1229	11/01/2013 1842	KP
4-Chlorotoluene	ND	0.00050		mg/L	1	11/01/2013 1229	11/01/2013 1842	KP
4-Isopropyltoluene	ND	0.00050		mg/L	1	11/01/2013 1229	11/01/2013 1842	KP
Benzene	ND	0.00050		mg/L	1	11/01/2013 1229	11/01/2013 1842	KP
Bromobenzene	ND	0.00050		mg/L	1	11/01/2013 1229	11/01/2013 1842	KP
Bromochloromethane	ND	0.00050		mg/L	1	11/01/2013 1229	11/01/2013 1842	KP
Bromodichloromethane	ND	0.00050		mg/L	1	11/01/2013 1229	11/01/2013 1842	KP
Bromoform	ND	0.00050		mg/L	1	11/01/2013 1229	11/01/2013 1842	KP
Bromomethane	ND	0.00050		mg/L	1	11/01/2013 1229	11/01/2013 1842	KP
Carbon tetrachloride	ND	0.00050		mg/L	1	11/01/2013 1229	11/01/2013 1842	KP
Chlorobenzene	ND	0.00050		mg/L	1	11/01/2013 1229	11/01/2013 1842	KP
Chloroethane	ND	0.00050		mg/L	1	11/01/2013 1229	11/01/2013 1842	KP
Chloroform	ND	0.00050		mg/L	1	11/01/2013 1229	11/01/2013 1842	KP
Chloromethane	ND	0.00050		mg/L	1	11/01/2013 1229	11/01/2013 1842	KP
cis-1,2-Dichloroethene	ND	0.00050		mg/L	1	11/01/2013 1229	11/01/2013 1842	KP
cis-1,3-Dichloropropene	ND	0.00050		mg/L	1	11/01/2013 1229	11/01/2013 1842	KP
Dibromochloromethane	ND	0.00050		mg/L	1	11/01/2013 1229	11/01/2013 1842	KP

Turner Laboratories, Inc.

Date: 11/15/2013

Client: University of Arizona- Risk Management Se
Project: Page Ranch
Work Order: 13J0692
Lab Sample ID: 13J0692-02

Client Sample ID: Trip Blank
Collection Date/Time: 10/23/2013 0000
Matrix: Trip Blank

Analyses	Result	PQL	Qual	Units	DF	Prep Date	Analysis Date	Analyst
Dibromomethane	ND	0.00050		mg/L	1	11/01/2013 1229	11/01/2013 1842	KP
Dichlorodifluoromethane	ND	0.00050		mg/L	1	11/01/2013 1229	11/01/2013 1842	KP
Ethylbenzene	ND	0.00050		mg/L	1	11/01/2013 1229	11/01/2013 1842	KP
Hexachlorobutadiene	ND	0.00050		mg/L	1	11/01/2013 1229	11/01/2013 1842	KP
Isopropylbenzene	ND	0.00050		mg/L	1	11/01/2013 1229	11/01/2013 1842	KP
Methylene chloride	ND	0.00050		mg/L	1	11/01/2013 1229	11/01/2013 1842	KP
Naphthalene	ND	0.00050		mg/L	1	11/01/2013 1229	11/01/2013 1842	KP
n-Butylbenzene	ND	0.00050		mg/L	1	11/01/2013 1229	11/01/2013 1842	KP
n-Propylbenzene	ND	0.00050		mg/L	1	11/01/2013 1229	11/01/2013 1842	KP
sec-Butylbenzene	ND	0.00050		mg/L	1	11/01/2013 1229	11/01/2013 1842	KP
Styrene	ND	0.00050		mg/L	1	11/01/2013 1229	11/01/2013 1842	KP
tert-Butylbenzene	ND	0.00050		mg/L	1	11/01/2013 1229	11/01/2013 1842	KP
Tetrachloroethene	ND	0.00050		mg/L	1	11/01/2013 1229	11/01/2013 1842	KP
Toluene	ND	0.00050		mg/L	1	11/01/2013 1229	11/01/2013 1842	KP
trans-1,2-Dichloroethene	ND	0.00050		mg/L	1	11/01/2013 1229	11/01/2013 1842	KP
trans-1,3-Dichloropropene	ND	0.00050		mg/L	1	11/01/2013 1229	11/01/2013 1842	KP
Trichloroethene	ND	0.00050		mg/L	1	11/01/2013 1229	11/01/2013 1842	KP
Trichlorofluoromethane	ND	0.00050		mg/L	1	11/01/2013 1229	11/01/2013 1842	KP
TTHMs	ND	0.00050		mg/L	1	11/01/2013 1229	11/01/2013 1842	KP
Vinyl chloride	ND	0.00050		mg/L	1	11/01/2013 1229	11/01/2013 1842	KP
Xylenes, Total	ND	0.0015		mg/L	1	11/01/2013 1229	11/01/2013 1842	KP
Surr: 1,2-Dichlorobenzene-d4	*92*	*70-130*		*%REC*	*1*	*11/01/2013 1229*	*11/01/2013 1842*	*KP*
Surr: 4-Bromofluorobenzene	*92*	*70-130*		*%REC*	*1*	*11/01/2013 1229*	*11/01/2013 1842*	*KP*

Client: University of Arizona- Risk Management Services
Project: Page Ranch
Work Order: 13J0692
Date Received: 10/23/2013

QC Summary

Analyte	Result	Reporting Limit	Units	Spike Level	Source Result	%REC	%REC Limits	RPD	RPD Limit	Qual
Batch 1310308 - E200.7										
Blank (1310308-BLK1)				Prepared: 10/28/2013 Analyzed: 10/29/2013						
Manganese	ND	0.020	mg/L							
Sodium	ND	5.0	mg/L							
LCS (1310308-BS1)				Prepared: 10/28/2013 Analyzed: 10/29/2013						
Manganese	0.52	0.020	mg/L	0.5000		104	85-115			
Sodium	9.7	5.0	mg/L	10.00		97	85-115			
LCS Dup (1310308-BSD1)				Prepared: 10/28/2013 Analyzed: 10/29/2013						
Manganese	0.52	0.020	mg/L	0.5000		104	85-115	0.03	20	
Sodium	9.7	5.0	mg/L	10.00		97	85-115	0.04	20	
Matrix Spike (1310308-MS1)		**Source: 13J0574-01**		Prepared: 10/28/2013 Analyzed: 10/29/2013						
Manganese	0.65	0.020	mg/L	0.5000	0.14	102	70-130			
Sodium	74	5.0	mg/L	10.00	64	91	70-130			
Matrix Spike (1310308-MS2)		**Source: 13J0691-01**		Prepared: 10/28/2013 Analyzed: 10/29/2013						
Manganese	0.55	0.020	mg/L	0.5000	0.034	104	70-130			
Sodium	41	5.0	mg/L	10.00	32	92	70-130			

Client: University of Arizona- Risk Management Services
Project: Page Ranch
Work Order: 13J0692
Date Received: 10/23/2013

QC Summary

Analyte	Result	Reporting Limit	Units	Spike Level	Source Result	%REC	%REC Limits	RPD	RPD Limit	Qual
Batch 1310275 - SW8081A										
Blank (1310275-BLK1)				Prepared: 10/24/2013 Analyzed: 10/28/2013						
4,4´-DDD	ND	0.10	ug/L							
4,4´-DDE	ND	0.10	ug/L							
4,4´-DDT	ND	0.10	ug/L							
Aldrin	ND	0.10	ug/L							
alpha-BHC	ND	0.10	ug/L							
alpha-Chlordane	ND	0.10	ug/L							
beta-BHC	ND	0.10	ug/L							
delta-BHC	ND	0.10	ug/L							
Dieldrin	ND	0.10	ug/L							
Endosulfan I	ND	0.10	ug/L							
Endosulfan II	ND	0.10	ug/L							
Endosulfan sulfate	ND	0.10	ug/L							
Endrin	ND	0.10	ug/L							
Endrin aldehyde	ND	0.10	ug/L							
Endrin ketone	ND	0.10	ug/L							
gamma-BHC	ND	0.10	ug/L							
gamma-Chlordane	ND	0.10	ug/L							
Heptachlor	ND	0.10	ug/L							
Heptachlor epoxide	ND	0.10	ug/L							
Methoxychlor	ND	0.10	ug/L							
Toxaphene	ND	1.0	ug/L							
Surrogate: Decachlorobiphenyl	*0.986*		*ug/L*	*1.000*		*99*	*38.8-124*			
Surrogate: Tetrachloro-m-xylene	*0.922*		*ug/L*	*1.000*		*92*	*40-118.3*			
LCS (1310275-BS1)				Prepared: 10/24/2013 Analyzed: 10/28/2013						
4,4´-DDT	0.85	0.10	ug/L	1.000		85	54.8-117.2			
Aldrin	0.43	0.10	ug/L	0.5000		85	53.1-105			
Dieldrin	0.84	0.10	ug/L	1.000		84	59.5-100.2			
Endrin	0.87	0.10	ug/L	1.000		87	58.1-100.7			
gamma-BHC	0.44	0.10	ug/L	0.5000		88	56.5-117.1			
Heptachlor	0.40	0.10	ug/L	0.5000		81	51.5-104.5			
Surrogate: Decachlorobiphenyl	*0.906*		*ug/L*	*1.000*		*91*	*54.4-123.3*			
Surrogate: Tetrachloro-m-xylene	*0.811*		*ug/L*	*1.000*		*81*	*37.5-105.7*			
LCS Dup (1310275-BSD1)				Prepared: 10/24/2013 Analyzed: 10/28/2013						
4,4´-DDT	0.87	0.10	ug/L	1.000		87	54.8-117.2	3	30	
Aldrin	0.42	0.10	ug/L	0.5000		84	53.1-105	2	30	
Dieldrin	0.86	0.10	ug/L	1.000		86	59.5-100.2	2	30	
Endrin	0.88	0.10	ug/L	1.000		88	58.1-100.7	0.7	30	
gamma-BHC	0.43	0.10	ug/L	0.5000		86	56.5-117.1	3	30	
Heptachlor	0.40	0.10	ug/L	0.5000		81	51.5-104.5	0.1	30	
Surrogate: Decachlorobiphenyl	*0.936*		*ug/L*	*1.000*		*94*	*54.4-123.3*			
Surrogate: Tetrachloro-m-xylene	*0.796*		*ug/L*	*1.000*		*80*	*37.5-105.7*			

Client: University of Arizona- Risk Management Services
Project: Page Ranch
Work Order: 13J0692
Date Received: 10/23/2013

QC Summary

Analyte	Result	Reporting Limit	Units	Spike Level	Source Result	%REC	%REC Limits	RPD	RPD Limit	Qual
Batch 1310275 - SW8081A										
Matrix Spike (1310275-MS1)		**Source: 13J0691-01**		Prepared: 10/24/2013 Analyzed: 10/28/2013						
4,4′-DDT	0.89	0.10	ug/L	1.002	ND	89	10.1-142.2			
Aldrin	0.46	0.10	ug/L	0.5010	ND	92	23.2-118.8			
Dieldrin	0.90	0.10	ug/L	1.002	ND	90	43.8-113.4			
Endrin	0.92	0.10	ug/L	1.002	ND	92	28.1-131.1			
gamma-BHC	0.46	0.10	ug/L	0.5010	ND	92	58-115.5			
Heptachlor	0.43	0.10	ug/L	0.5010	ND	86	32.4-137			
Surrogate: Decachlorobiphenyl	*1.01*		*ug/L*	*1.002*		*101*	*38.8-124*			
Surrogate: Tetrachloro-m-xylene	*0.878*		*ug/L*	*1.002*		*88*	*40-118.3*			
Matrix Spike Dup (1310275-MSD1)		**Source: 13J0691-01**		Prepared: 10/24/2013 Analyzed: 10/28/2013						
4,4′-DDT	0.87	0.10	ug/L	1.006	ND	87	10.1-142.2	2	30	
Aldrin	0.45	0.10	ug/L	0.5030	ND	89	23.2-118.8	3	30	
Dieldrin	0.89	0.10	ug/L	1.006	ND	88	43.8-113.4	1	30	
Endrin	0.93	0.10	ug/L	1.006	ND	93	28.1-131.1	1	30	
gamma-BHC	0.45	0.10	ug/L	0.5030	ND	90	58-115.5	0.9	30	
Heptachlor	0.42	0.10	ug/L	0.5030	ND	83	32.4-137	4	30	
Surrogate: Decachlorobiphenyl	*0.936*		*ug/L*	*1.006*		*93*	*38.8-124*			
Surrogate: Tetrachloro-m-xylene	*0.847*		*ug/L*	*1.006*		*84*	*40-118.3*			
Batch 1310276 - E504.1										
Blank (1310276-BLK1)				Prepared & Analyzed: 10/24/2013						
1,2-Dibromo-3-chloropropane	ND	0.000020	mg/L							
1,2-Dibromoethane	ND	0.000010	mg/L							
Surrogate: Tetrachloro-m-xylene	*0.000215*		*mg/L*	*0.0002000*		*107*	*92.2-133.7*			
LCS (1310276-BS1)				Prepared & Analyzed: 10/24/2013						
1,2-Dibromo-3-chloropropane	0.00023	0.000020	mg/L	0.0002500		93	70-130			
1,2-Dibromoethane	0.00028	0.000010	mg/L	0.0002500		113	70-130			
Surrogate: Tetrachloro-m-xylene	*0.000217*		*mg/L*	*0.0002000*		*109*	*98.2-130.5*			
LCS Dup (1310276-BSD1)				Prepared & Analyzed: 10/24/2013						
1,2-Dibromo-3-chloropropane	0.00021	0.000020	mg/L	0.0002500		85	70-130	9	30	
1,2-Dibromoethane	0.00026	0.000010	mg/L	0.0002500		105	70-130	8	30	
Surrogate: Tetrachloro-m-xylene	*0.000204*		*mg/L*	*0.0002000*		*102*	*98.2-130.5*			
Matrix Spike (1310276-MS1)		**Source: 13J0691-01**		Prepared & Analyzed: 10/24/2013						
1,2-Dibromo-3-chloropropane	0.00022	0.000020	mg/L	0.0002500	ND	88	70-130			
1,2-Dibromoethane	0.00027	0.000010	mg/L	0.0002500	ND	107	70-130			
Surrogate: Tetrachloro-m-xylene	*0.000209*		*mg/L*	*0.0002000*		*104*	*92.2-133.7*			
Batch 1310327 - SW8270C										

Client: University of Arizona- Risk Management Services
Project: Page Ranch
Work Order: 13J0692
Date Received: 10/23/2013

QC Summary

Analyte	Result	Reporting Limit	Units	Spike Level	Source Result	%REC	%REC Limits	RPD	RPD Limit	Qual
Batch 1310327 - SW8270C										
Blank (1310327-BLK1)				Prepared: 10/29/2013 Analyzed: 10/30/2013						
1,2,4-Trichlorobenzene	ND	10	ug/L							
1,2-Dichlorobenzene	ND	10	ug/L							
1,3-Dichlorobenzene	ND	10	ug/L							
1,4-Dichlorobenzene	ND	10	ug/L							
2,4,5-Trichlorophenol	ND	10	ug/L							
2,4,6-Trichlorophenol	ND	10	ug/L							
2,4-Dichlorophenol	ND	10	ug/L							
2,4-Dimethylphenol	ND	10	ug/L							
2,4-Dinitrophenol	ND	50	ug/L							
2,4-Dinitrotoluene	ND	10	ug/L							
2,6-Dinitrotoluene	ND	10	ug/L							
2-Chloronaphthalene	ND	10	ug/L							
2-Chlorophenol	ND	10	ug/L							
2-Methylnaphthalene	ND	5.0	ug/L							
2-Methylphenol	ND	10	ug/L							
2-Nitroaniline	ND	20	ug/L							
2-Nitrophenol	ND	10	ug/L							
3,3´-Dichlorobenzidine	ND	20	ug/L							
3,4-Methylphenol	ND	10	ug/L							
3-Nitroaniline	ND	20	ug/L							
4,6-Dinitro-2-methylphenol	ND	20	ug/L							
4-Bromophenyl phenyl ether	ND	10	ug/L							
4-Chloro-3-methylphenol	ND	10	ug/L							
4-Chloroaniline	ND	20	ug/L							
4-Chlorophenyl phenyl ether	ND	10	ug/L							
4-Nitroaniline	ND	20	ug/L							
4-Nitrophenol	ND	50	ug/L							
Acenaphthene	ND	5.0	ug/L							
Acenaphthylene	ND	5.0	ug/L							
Aniline	ND	20	ug/L							
Anthracene	ND	5.0	ug/L							
Benzo[a]anthracene	ND	5.0	ug/L							
Benzo[a]pyrene	ND	5.0	ug/L							
Benzo[b,k]fluoranthene	ND	10	ug/L							
Benzo[g,h,i]perylene	ND	5.0	ug/L							
Benzoic acid	ND	50	ug/L							
Benzyl alcohol	ND	5.0	ug/L							
Bis(2-chloroethoxy)methane	ND	10	ug/L							
Bis(2-chloroethyl)ether	ND	10	ug/L							
Bis(2-chloroisopropyl)ether	ND	10	ug/L							
Bis(2-ethylhexyl)phthalate	ND	10	ug/L							
Butyl benzyl phthalate	ND	10	ug/L							
Chrysene	ND	5.0	ug/L							
Dibenzo[a,h]anthracene	ND	5.0	ug/L							
Dibenzofuran	ND	5.0	ug/L							
Diethyl phthalate	ND	10	ug/L							
Dimethyl phthalate	ND	10	ug/L							
Di-n-butyl phthalate	ND	10	ug/L							

Client: University of Arizona- Risk Management Services
Project: Page Ranch
Work Order: 13J0692
Date Received: 10/23/2013

QC Summary

Analyte	Result	Reporting Limit	Units	Spike Level	Source Result	%REC	%REC Limits	RPD	RPD Limit	Qual
Batch 1310327 - SW8270C										
Blank (1310327-BLK1)				Prepared: 10/29/2013 Analyzed: 10/30/2013						
Di-n-octyl phthalate	ND	10	ug/L							
Fluoranthene	ND	5.0	ug/L							
Fluorene	ND	5.0	ug/L							
Hexachlorobenzene	ND	10	ug/L							
Hexachlorobutadiene	ND	10	ug/L							
Hexachlorocyclopentadiene	ND	10	ug/L							
Hexachloroethane	ND	10	ug/L							
Indeno[1,2,3-cd]pyrene	ND	5.0	ug/L							
Isophorone	ND	10	ug/L							
Naphthalene	ND	5.0	ug/L							
Nitrobenzene	ND	10	ug/L							
N-Nitrosodimethylamine	ND	10	ug/L							
N-Nitrosodiphenylamine	ND	10	ug/L							
N-Nitrosodipropylamine	ND	10	ug/L							
Pentachlorophenol	ND	30	ug/L							
Phenanthrene	ND	5.0	ug/L							
Phenol	ND	10	ug/L							
Pyrene	ND	5.0	ug/L							
Surrogate: 2,4,6-Tribromophenol	*113*		*ug/L*	*100.0*		*113*	*61.48-125.96*			
Surrogate: 2-Fluorobiphenyl	*77.9*		*ug/L*	*100.0*		*78*	*41.02-91.53*			
Surrogate: 2-Fluorophenol	*46.2*		*ug/L*	*100.0*		*46*	*38.35-57.43*			
Surrogate: 4-Terphenyl-d14	*64.6*		*ug/L*	*100.0*		*65*	*14.66-124.11*			
Surrogate: Nitrobenzene-d5	*65.9*		*ug/L*	*100.0*		*66*	*49.49-85.19*			
Surrogate: Phenol-d6	*45.9*		*ug/L*	*100.0*		*46*	*28.68-69.45*			
LCS (1310327-BS1)				Prepared: 10/29/2013 Analyzed: 10/30/2013						
1,2,4-Trichlorobenzene	23	10	ug/L	50.00		46	28.14-85.64			
1,4-Dichlorobenzene	17	10	ug/L	50.00		34	27.79-64.15			
2,4-Dinitrotoluene	26	10	ug/L	50.00		51	39.27-79.35			
2-Chlorophenol	58	10	ug/L	100.0		58	24.62-79.98			
4-Chloro-3-methylphenol	65	10	ug/L	100.0		65	37.66-82.55			
4-Nitrophenol	65	50	ug/L	100.0		65	26.58-91.73			
Acenaphthene	29	5.0	ug/L	50.00		59	41.63-72.14			
N-Nitrosodipropylamine	37	10	ug/L	50.00		73	36.81-88.63			
Pentachlorophenol	67	30	ug/L	100.0		67	32.14-95.92			
Phenol	41	10	ug/L	100.0		41	7.96-52.41			
Pyrene	28	5.0	ug/L	50.00		57	41.65-82.75			
Surrogate: 2,4,6-Tribromophenol	*94.3*		*ug/L*	*100.0*		*94*	*32.57-112.08*			
Surrogate: 2-Fluorobiphenyl	*64.3*		*ug/L*	*100.0*		*64*	*36.69-77.45*			
Surrogate: 2-Fluorophenol	*37.7*		*ug/L*	*100.0*		*38*	*0-86.73*			
Surrogate: 4-Terphenyl-d14	*52.1*		*ug/L*	*100.0*		*52*	*37.21-81.06*			
Surrogate: Nitrobenzene-d5	*53.8*		*ug/L*	*100.0*		*54*	*36.8-79.16*			
Surrogate: Phenol-d6	*43.3*		*ug/L*	*100.0*		*43*	*0-56.2*			

Client: University of Arizona- Risk Management Services
Project: Page Ranch
Work Order: 13J0692
Date Received: 10/23/2013

QC Summary

Analyte	Result	Reporting Limit	Units	Spike Level	Source Result	%REC	%REC Limits	RPD	RPD Limit	Qual
Batch 1310327 - SW8270C										
LCS Dup (1310327-BSD1)				Prepared: 10/29/2013 Analyzed: 10/30/2013						
1,2,4-Trichlorobenzene	29	10	ug/L	50.00		57	28.14-85.64	20	30	
1,4-Dichlorobenzene	22	10	ug/L	50.00		44	27.79-64.15	27	30	
2,4-Dinitrotoluene	29	10	ug/L	50.00		58	39.27-79.35	12	30	
2-Chlorophenol	64	10	ug/L	100.0		64	24.62-79.98	10	30	
4-Chloro-3-methylphenol	71	10	ug/L	100.0		71	37.66-82.55	9	30	
4-Nitrophenol	76	50	ug/L	100.0		76	26.58-91.73	15	30	
Acenaphthene	32	5.0	ug/L	50.00		63	41.63-72.14	7	30	
N-Nitrosodipropylamine	37	10	ug/L	50.00		75	36.81-88.63	2	30	
Pentachlorophenol	81	30	ug/L	100.0		81	32.14-95.92	19	30	
Phenol	35	10	ug/L	100.0		35	7.96-52.41	17	30	
Pyrene	32	5.0	ug/L	50.00		63	41.65-82.75	11	30	
Surrogate: 2,4,6-Tribromophenol	*106*		*ug/L*	*100.0*		*106*	*32.57-112.08*			
Surrogate: 2-Fluorobiphenyl	*68.3*		*ug/L*	*100.0*		*68*	*36.69-77.45*			
Surrogate: 2-Fluorophenol	*36.0*		*ug/L*	*100.0*		*36*	*0-86.73*			
Surrogate: 4-Terphenyl-d14	*56.5*		*ug/L*	*100.0*		*56*	*37.21-81.06*			
Surrogate: Nitrobenzene-d5	*65.3*		*ug/L*	*100.0*		*65*	*36.8-79.16*			
Surrogate: Phenol-d6	*36.8*		*ug/L*	*100.0*		*37*	*0-56.2*			
Matrix Spike (1310327-MS1)		**Source: 13J0691-01**		Prepared: 10/29/2013 Analyzed: 10/30/2013						
1,2,4-Trichlorobenzene	26	10	ug/L	50.51	ND	51	51.67-99.16			M7
1,4-Dichlorobenzene	17	10	ug/L	50.51	ND	33	44.91-69.29			M7
2,4-Dinitrotoluene	26	10	ug/L	50.51	ND	52	45.63-98.31			
2-Chlorophenol	60	10	ug/L	101.0	ND	59	53.62-77.95			
4-Chloro-3-methylphenol	68	10	ug/L	101.0	ND	68	54.19-87.12			
4-Nitrophenol	67	51	ug/L	101.0	ND	67	33.45-100.91			
Acenaphthene	30	5.1	ug/L	50.51	ND	59	10.45-102.26			
N-Nitrosodipropylamine	36	10	ug/L	50.51	ND	72	50.37-110.06			
Pentachlorophenol	76	30	ug/L	101.0	ND	75	52.6-111			
Phenol	36	10	ug/L	101.0	ND	36	25.68-69.53			
Pyrene	27	5.1	ug/L	50.51	ND	53	58.09-82.37			M7
Surrogate: 2,4,6-Tribromophenol	*103*		*ug/L*	*101.0*		*102*	*61.48-125.96*			
Surrogate: 2-Fluorobiphenyl	*69.5*		*ug/L*	*101.0*		*69*	*41.02-91.53*			
Surrogate: 2-Fluorophenol	*31.5*		*ug/L*	*101.0*		*31*	*38.35-57.43*			*S6*
Surrogate: 4-Terphenyl-d14	*53.4*		*ug/L*	*101.0*		*53*	*14.66-124.11*			
Surrogate: Nitrobenzene-d5	*56.0*		*ug/L*	*101.0*		*55*	*49.49-85.19*			
Surrogate: Phenol-d6	*38.0*		*ug/L*	*101.0*		*38*	*28.68-69.45*			

Client: University of Arizona- Risk Management Services
Project: Page Ranch
Work Order: 13J0692
Date Received: 10/23/2013

QC Summary

Analyte	Result	Reporting Limit	Units	Spike Level	Source Result	%REC	%REC Limits	RPD	RPD Limit	Qual
Batch 1310327 - SW8270C										
Matrix Spike Dup (1310327-MSD1)		**Source: 13J0691-01**		Prepared: 10/29/2013 Analyzed: 10/30/2013						
1,2,4-Trichlorobenzene	27	10	ug/L	50.40	ND	54	51.67-99.16	6	30	
1,4-Dichlorobenzene	21	10	ug/L	50.40	ND	42	44.91-69.29	24	30	M7
2,4-Dinitrotoluene	31	10	ug/L	50.40	ND	62	45.63-98.31	18	30	
2-Chlorophenol	64	10	ug/L	100.8	ND	63	53.62-77.95	7	30	
4-Chloro-3-methylphenol	71	10	ug/L	100.8	ND	71	54.19-87.12	4	30	
4-Nitrophenol	86	50	ug/L	100.8	ND	85	33.45-100.91	24	30	
Acenaphthene	32	5.0	ug/L	50.40	ND	64	10.45-102.26	7	30	
N-Nitrosodipropylamine	37	10	ug/L	50.40	ND	74	50.37-110.06	3	30	
Pentachlorophenol	82	30	ug/L	100.8	ND	81	52.6-111	7	30	
Phenol	40	10	ug/L	100.8	ND	40	25.68-69.53	10	30	
Pyrene	28	5.0	ug/L	50.40	ND	57	58.09-82.37	6	30	M7
Surrogate: 2,4,6-Tribromophenol	*109*		*ug/L*	*100.8*		*108*	*61.48-125.96*			
Surrogate: 2-Fluorobiphenyl	*71.6*		*ug/L*	*100.8*		*71*	*41.02-91.53*			
Surrogate: 2-Fluorophenol	*40.5*		*ug/L*	*100.8*		*40*	*38.35-57.43*			
Surrogate: 4-Terphenyl-d14	*56.3*		*ug/L*	*100.8*		*56*	*14.66-124.11*			
Surrogate: Nitrobenzene-d5	*60.5*		*ug/L*	*100.8*		*60*	*49.49-85.19*			
Surrogate: Phenol-d6	*42.0*		*ug/L*	*100.8*		*42*	*28.68-69.45*			

Client: University of Arizona- Risk Management Services
Project: Page Ranch
Work Order: 13J0692
Date Received: 10/23/2013

QC Summary

Analyte	Result	Reporting Limit	Units	Spike Level	Source Result	%REC	%REC Limits	RPD	RPD Limit	Qual
Batch 1311020 - EPA 524.2										

Client: University of Arizona- Risk Management Services
Project: Page Ranch
Work Order: 13J0692
Date Received: 10/23/2013

QC Summary

Analyte	Result	Reporting Limit	Units	Spike Level	Source Result	%REC	%REC Limits	RPD	RPD Limit	Qual
Batch 1311020 - EPA 524.2										
Blank (1311020-BLK1)				Prepared & Analyzed: 11/01/2013						
1,1,1,2-Tetrachloroethane	ND	0.00050	mg/L							
1,1,1-Trichloroethane	ND	0.00050	mg/L							
1,1,2,2-Tetrachloroethane	ND	0.00050	mg/L							
1,1,2-Trichloroethane	ND	0.00050	mg/L							
1,1-Dichloroethane	ND	0.00050	mg/L							
1,1-Dichloroethene	ND	0.00050	mg/L							
1,1-Dichloropropene	ND	0.00050	mg/L							
1,2,3-Trichlorobenzene	ND	0.00050	mg/L							
1,2,3-Trichloropropane	ND	0.00050	mg/L							
1,2,4-Trichlorobenzene	ND	0.00050	mg/L							
1,2,4-Trimethylbenzene	ND	0.00050	mg/L							
1,2-Dichlorobenzene	ND	0.00050	mg/L							
1,2-Dichloroethane	ND	0.00050	mg/L							
1,2-Dichloropropane	ND	0.00050	mg/L							
1,3,5-Trimethylbenzene	ND	0.00050	mg/L							
1,3-Dichlorobenzene	ND	0.00050	mg/L							
1,3-Dichloropropane	ND	0.00050	mg/L							
1,4-Dichlorobenzene	ND	0.00050	mg/L							
2,2-Dichloropropane	ND	0.00050	mg/L							
2-Chlorotoluene	ND	0.00050	mg/L							
4-Chlorotoluene	ND	0.00050	mg/L							
4-Isopropyltoluene	ND	0.00050	mg/L							
Benzene	ND	0.00050	mg/L							
Bromobenzene	ND	0.00050	mg/L							
Bromochloromethane	ND	0.00050	mg/L							
Bromodichloromethane	ND	0.00050	mg/L							
Bromoform	ND	0.00050	mg/L							
Bromomethane	ND	0.00050	mg/L							
Carbon tetrachloride	ND	0.00050	mg/L							
Chlorobenzene	ND	0.00050	mg/L							
Chloroethane	ND	0.00050	mg/L							
Chloroform	ND	0.00050	mg/L							
Chloromethane	ND	0.00050	mg/L							
cis-1,2-Dichloroethene	ND	0.00050	mg/L							
cis-1,3-Dichloropropene	ND	0.00050	mg/L							
Dibromochloromethane	ND	0.00050	mg/L							
Dibromomethane	ND	0.00050	mg/L							
Dichlorodifluoromethane	ND	0.00050	mg/L							
Ethylbenzene	ND	0.00050	mg/L							
Hexachlorobutadiene	ND	0.00050	mg/L							
Isopropylbenzene	ND	0.00050	mg/L							
Methylene chloride	ND	0.00050	mg/L							
Naphthalene	ND	0.00050	mg/L							
n-Butylbenzene	ND	0.00050	mg/L							
n-Propylbenzene	ND	0.00050	mg/L							
sec-Butylbenzene	ND	0.00050	mg/L							
Styrene	ND	0.00050	mg/L							
tert-Butylbenzene	ND	0.00050	mg/L							

Client: University of Arizona- Risk Management Services
Project: Page Ranch
Work Order: 13J0692
Date Received: 10/23/2013

QC Summary

Analyte	Result	Reporting Limit	Units	Spike Level	Source Result	%REC	%REC Limits	RPD	RPD Limit	Qual
Batch 1311020 - EPA 524.2										
Blank (1311020-BLK1)				Prepared & Analyzed: 11/01/2013						
Tetrachloroethene	ND	0.00050	mg/L							
Toluene	ND	0.00050	mg/L							
trans-1,2-Dichloroethene	ND	0.00050	mg/L							
trans-1,3-Dichloropropene	ND	0.00050	mg/L							
Trichloroethene	ND	0.00050	mg/L							
Trichlorofluoromethane	ND	0.00050	mg/L							
TTHMs	ND	0.00050	mg/L							
Vinyl chloride	ND	0.00050	mg/L							
Xylenes, Total	ND	0.0015	mg/L							
Surrogate: 1,2-Dichlorobenzene-d4	*0.84*		*ug/L*	*1.000*		*84*	*70-130*			
Surrogate: 4-Bromofluorobenzene	*0.90*		*ug/L*	*1.000*		*90*	*70-130*			

Client: University of Arizona- Risk Management Services
Project: Page Ranch
Work Order: 13J0692
Date Received: 10/23/2013

QC Summary

Analyte	Result	Reporting Limit	Units	Spike Level	Source Result	%REC	%REC Limits	RPD	RPD Limit	Qual
Batch 1311020 - EPA 524.2										
LCS (1311020-BS1)				Prepared & Analyzed: 11/01/2013						
1,1,1,2-Tetrachloroethane	0.010	0.00050	mg/L	0.01000		102	70-130			
1,1,1-Trichloroethane	0.011	0.00050	mg/L	0.01000		107	70-130			
1,1,2,2-Tetrachloroethane	0.011	0.00050	mg/L	0.01000		114	70-130			
1,1,2-Trichloroethane	0.011	0.00050	mg/L	0.01000		110	70-130			
1,1-Dichloroethane	0.011	0.00050	mg/L	0.01000		105	70-130			
1,1-Dichloroethene	0.010	0.00050	mg/L	0.01000		100	70-130			
1,1-Dichloropropene	0.011	0.00050	mg/L	0.01000		109	70-130			
1,2,3-Trichlorobenzene	0.011	0.00050	mg/L	0.01000		109	70-130			
1,2,3-Trichloropropane	0.011	0.00050	mg/L	0.01000		112	70-130			
1,2,4-Trichlorobenzene	0.011	0.00050	mg/L	0.01000		109	70-130			
1,2,4-Trimethylbenzene	0.011	0.00050	mg/L	0.01000		105	70-130			
1,2-Dichlorobenzene	0.011	0.00050	mg/L	0.01000		108	70-130			
1,2-Dichloroethane	0.011	0.00050	mg/L	0.01000		109	70-130			
1,2-Dichloropropane	0.011	0.00050	mg/L	0.01000		111	70-130			
1,3,5-Trimethylbenzene	0.011	0.00050	mg/L	0.01000		107	70-130			
1,3-Dichlorobenzene	0.011	0.00050	mg/L	0.01000		107	70-130			
1,3-Dichloropropane	0.011	0.00050	mg/L	0.01000		110	70-130			
1,4-Dichlorobenzene	0.011	0.00050	mg/L	0.01000		108	70-130			
2,2-Dichloropropane	0.0097	0.00050	mg/L	0.01000		97	70-130			
2-Chlorotoluene	0.011	0.00050	mg/L	0.01000		107	70-130			
4-Chlorotoluene	0.011	0.00050	mg/L	0.01000		107	70-130			
4-Isopropyltoluene	0.010	0.00050	mg/L	0.01000		104	70-130			
Benzene	0.011	0.00050	mg/L	0.01000		110	70-130			
Bromobenzene	0.011	0.00050	mg/L	0.01000		106	70-130			
Bromochloromethane	0.011	0.00050	mg/L	0.01000		114	70-130			
Bromodichloromethane	0.011	0.00050	mg/L	0.01000		105	70-130			
Bromoform	0.0094	0.00050	mg/L	0.01000		94	70-130			
Bromomethane	0.0099	0.00050	mg/L	0.01000		99	70-130			
Carbon tetrachloride	0.011	0.00050	mg/L	0.01000		108	70-130			
Chlorobenzene	0.011	0.00050	mg/L	0.01000		109	70-130			
Chloroethane	0.010	0.00050	mg/L	0.01000		100	70-130			
Chloroform	0.012	0.00050	mg/L	0.01000		117	70-130			
Chloromethane	0.0085	0.00050	mg/L	0.01000		85	70-130			
cis-1,2-Dichloroethene	0.011	0.00050	mg/L	0.01000		113	70-130			
cis-1,3-Dichloropropene	0.011	0.00050	mg/L	0.01000		106	70-130			
Dibromochloromethane	0.010	0.00050	mg/L	0.01000		104	70-130			
Dibromomethane	0.011	0.00050	mg/L	0.01000		110	70-130			
Dichlorodifluoromethane	0.0083	0.00050	mg/L	0.01000		83	70-130			
Ethylbenzene	0.011	0.00050	mg/L	0.01000		105	70-130			
Hexachlorobutadiene	0.011	0.00050	mg/L	0.01000		105	70-130			
Isopropylbenzene	0.011	0.00050	mg/L	0.01000		106	70-130			
Methyl tert-Butyl Ether (MTBE)	0.010	0.00050	mg/L	0.01000		104	0-200			
Methylene chloride	0.0090	0.00050	mg/L	0.01000		90	70-130			
Naphthalene	0.011	0.00050	mg/L	0.01000		111	70-130			
n-Butylbenzene	0.011	0.00050	mg/L	0.01000		105	70-130			
n-Propylbenzene	0.011	0.00050	mg/L	0.01000		107	70-130			
sec-Butylbenzene	0.011	0.00050	mg/L	0.01000		106	70-130			
Styrene	0.011	0.00050	mg/L	0.01000		108	70-130			

Client: University of Arizona- Risk Management Services
Project: Page Ranch
Work Order: 13J0692
Date Received: 10/23/2013

QC Summary

Analyte	Result	Reporting Limit	Units	Spike Level	Source Result	%REC	%REC Limits	RPD	RPD Limit	Qual
Batch 1311020 - EPA 524.2										
LCS (1311020-BS1)				Prepared & Analyzed: 11/01/2013						
tert-Butylbenzene	0.011	0.00050	mg/L	0.01000		106	70-130			
Tetrachloroethene	0.010	0.00050	mg/L	0.01000		102	70-130			
Toluene	0.011	0.00050	mg/L	0.01000		106	70-130			
trans-1,2-Dichloroethene	0.011	0.00050	mg/L	0.01000		109	70-130			
trans-1,3-Dichloropropene	0.0095	0.00050	mg/L	0.01000		95	70-130			
Trichloroethene	0.011	0.00050	mg/L	0.01000		105	70-130			
Trichlorofluoromethane	0.010	0.00050	mg/L	0.01000		104	70-130			
TTHMs	0.042	0.00050	mg/L				70-130			
Vinyl chloride	0.0097	0.00050	mg/L	0.01000		97	70-130			
Xylenes, Total	0.032	0.0015	mg/L				70-130			
Surrogate: 1,2-Dichlorobenzene-d4	*1.0*		*ug/L*	*1.000*		*104*	*70-130*			
Surrogate: 4-Bromofluorobenzene	*0.99*		*ug/L*	*1.000*		*99*	*70-130*			

Client: University of Arizona- Risk Management Services
Project: Page Ranch
Work Order: 13J0692
Date Received: 10/23/2013

QC Summary

Analyte	Result	Reporting Limit	Units	Spike Level	Source Result	%REC	%REC Limits	RPD	RPD Limit	Qual
Batch 1311020 - EPA 524.2										
LCS Dup (1311020-BSD1)				Prepared & Analyzed: 11/01/2013						
1,1,1,2-Tetrachloroethane	0.010	0.00050	mg/L	0.01000		100	70-130	2	20	
1,1,1-Trichloroethane	0.010	0.00050	mg/L	0.01000		103	70-130	4	20	
1,1,2,2-Tetrachloroethane	0.011	0.00050	mg/L	0.01000		111	70-130	3	20	
1,1,2-Trichloroethane	0.011	0.00050	mg/L	0.01000		114	70-130	4	20	
1,1-Dichloroethane	0.010	0.00050	mg/L	0.01000		102	70-130	3	20	
1,1-Dichloroethene	0.010	0.00050	mg/L	0.01000		100	70-130	0.3	20	
1,1-Dichloropropene	0.010	0.00050	mg/L	0.01000		105	70-130	4	20	
1,2,3-Trichlorobenzene	0.011	0.00050	mg/L	0.01000		109	70-130	0.2	20	
1,2,3-Trichloropropane	0.011	0.00050	mg/L	0.01000		106	70-130	6	20	
1,2,4-Trichlorobenzene	0.011	0.00050	mg/L	0.01000		108	70-130	1	20	
1,2,4-Trimethylbenzene	0.010	0.00050	mg/L	0.01000		105	70-130	0.7	20	
1,2-Dichlorobenzene	0.011	0.00050	mg/L	0.01000		107	70-130	0.7	20	
1,2-Dichloroethane	0.010	0.00050	mg/L	0.01000		102	70-130	6	20	
1,2-Dichloropropane	0.011	0.00050	mg/L	0.01000		110	70-130	1	20	
1,3,5-Trimethylbenzene	0.010	0.00050	mg/L	0.01000		105	70-130	2	20	
1,3-Dichlorobenzene	0.011	0.00050	mg/L	0.01000		107	70-130	0.5	20	
1,3-Dichloropropane	0.011	0.00050	mg/L	0.01000		107	70-130	3	20	
1,4-Dichlorobenzene	0.011	0.00050	mg/L	0.01000		105	70-130	3	20	
2,2-Dichloropropane	0.0095	0.00050	mg/L	0.01000		95	70-130	2	20	
2-Chlorotoluene	0.011	0.00050	mg/L	0.01000		107	70-130	0.6	20	
4-Chlorotoluene	0.011	0.00050	mg/L	0.01000		105	70-130	2	20	
4-Isopropyltoluene	0.010	0.00050	mg/L	0.01000		103	70-130	1	20	
Benzene	0.011	0.00050	mg/L	0.01000		106	70-130	4	20	
Bromobenzene	0.010	0.00050	mg/L	0.01000		104	70-130	2	20	
Bromochloromethane	0.011	0.00050	mg/L	0.01000		111	70-130	2	20	
Bromodichloromethane	0.010	0.00050	mg/L	0.01000		104	70-130	1	20	
Bromoform	0.0093	0.00050	mg/L	0.01000		93	70-130	2	20	
Bromomethane	0.010	0.00050	mg/L	0.01000		104	70-130	5	20	
Carbon tetrachloride	0.010	0.00050	mg/L	0.01000		103	70-130	4	20	
Chlorobenzene	0.011	0.00050	mg/L	0.01000		107	70-130	2	20	
Chloroethane	0.011	0.00050	mg/L	0.01000		108	70-130	7	20	
Chloroform	0.011	0.00050	mg/L	0.01000		110	70-130	6	20	
Chloromethane	0.0091	0.00050	mg/L	0.01000		91	70-130	7	20	
cis-1,2-Dichloroethene	0.011	0.00050	mg/L	0.01000		111	70-130	2	20	
cis-1,3-Dichloropropene	0.010	0.00050	mg/L	0.01000		104	70-130	2	20	
Dibromochloromethane	0.010	0.00050	mg/L	0.01000		103	70-130	0.4	20	
Dibromomethane	0.011	0.00050	mg/L	0.01000		110	70-130	0.4	20	
Dichlorodifluoromethane	0.0084	0.00050	mg/L	0.01000		84	70-130	2	20	
Ethylbenzene	0.010	0.00050	mg/L	0.01000		104	70-130	1	20	
Hexachlorobutadiene	0.010	0.00050	mg/L	0.01000		103	70-130	2	20	
Isopropylbenzene	0.010	0.00050	mg/L	0.01000		105	70-130	1	20	
Methyl tert-Butyl Ether (MTBE)	0.010	0.00050	mg/L	0.01000		100	0-200	5	200	
Methylene chloride	0.011	0.00050	mg/L	0.01000		107	70-130	17	20	
Naphthalene	0.011	0.00050	mg/L	0.01000		108	70-130	2	20	
n-Butylbenzene	0.011	0.00050	mg/L	0.01000		106	70-130	0.6	20	
n-Propylbenzene	0.011	0.00050	mg/L	0.01000		106	70-130	2	20	
sec-Butylbenzene	0.011	0.00050	mg/L	0.01000		105	70-130	0.9	20	
Styrene	0.011	0.00050	mg/L	0.01000		108	70-130	0.8	20	

Client: University of Arizona- Risk Management Services
Project: Page Ranch
Work Order: 13J0692
Date Received: 10/23/2013

QC Summary

Analyte	Result	Reporting Limit	Units	Spike Level	Source Result	%REC	%REC Limits	RPD	RPD Limit	Qual
Batch 1311020 - EPA 524.2										
LCS Dup (1311020-BSD1)				Prepared & Analyzed: 11/01/2013						
tert-Butylbenzene	0.011	0.00050	mg/L	0.01000		105	70-130	0.9	20	
Tetrachloroethene	0.010	0.00050	mg/L	0.01000		103	70-130	0.5	20	
Toluene	0.010	0.00050	mg/L	0.01000		102	70-130	4	20	
trans-1,2-Dichloroethene	0.011	0.00050	mg/L	0.01000		106	70-130	2	20	
trans-1,3-Dichloropropene	0.0094	0.00050	mg/L	0.01000		94	70-130	2	20	
Trichloroethene	0.010	0.00050	mg/L	0.01000		104	70-130	2	20	
Trichlorofluoromethane	0.010	0.00050	mg/L	0.01000		104	70-130	0.8	20	
TTHMs	0.041	0.00050	mg/L				70-130	3	20	
Vinyl chloride	0.010	0.00050	mg/L	0.01000		104	70-130	6	20	
Xylenes, Total	0.032	0.0015	mg/L				70-130	0	20	
Surrogate: 1,2-Dichlorobenzene-d4	*1.1*		*ug/L*	*1.000*		*105*	*70-130*			
Surrogate: 4-Bromofluorobenzene	*0.97*		*ug/L*	*1.000*		*97*	*70-130*			

Turner Laboratories, Inc.

Date: 11/15/2013

Client: University of Arizona- Risk Management Services
Project: Page Ranch
Work Order: 13J0692
Date Received: 10/23/2013

QC Summary

Analyte	Result	Reporting Limit	Units	Spike Level	Source Result	%REC	%REC Limits	RPD	RPD Limit	Qual
Batch 1310259 - E300										
Blank (1310259-BLK1)				Prepared & Analyzed: 10/23/2013						
Chloride	ND	1.0	mg/L							
Sulfate	ND	5.0	mg/L							
LCS (1310259-BS1)				Prepared & Analyzed: 10/23/2013						
Chloride	12	1.0	mg/L	12.50		95	90-110			
Sulfate	12	5.0	mg/L	12.50		97	90-110			
LCS Dup (1310259-BSD1)				Prepared & Analyzed: 10/23/2013						
Chloride	12	1.0	mg/L	12.50		95	90-110	0.2	10	
Sulfate	12	5.0	mg/L	12.50		97	90-110	0.3	10	
Matrix Spike (1310259-MS1)	**Source: 13J0676-03**			Prepared & Analyzed: 10/23/2013						
Chloride	17	1.0	mg/L	12.50	5.5	94	80-120			
Sulfate	18	5.0	mg/L	12.50	6.5	95	80-120			
Matrix Spike (1310259-MS2)	**Source: 13J0691-01**			Prepared & Analyzed: 10/23/2013						
Chloride	17	1.0	mg/L	12.50	5.6	91	80-120			
Sulfate	15	5.0	mg/L	12.50	2.7	95	80-120			
Matrix Spike (1310259-MS3)	**Source: 13J0666-04**			Prepared: 10/23/2013 Analyzed: 10/24/2013						
Chloride	21	1.0	mg/L	12.50	9.6	92	80-120			
Sulfate	13	5.0	mg/L	12.50	1.1	94	80-120			
Matrix Spike Dup (1310259-MSD1)	**Source: 13J0676-03**			Prepared & Analyzed: 10/23/2013						
Chloride	17	1.0	mg/L	12.50	5.5	95	80-120	0.3	10	
Sulfate	18	5.0	mg/L	12.50	6.5	96	80-120	0.5	10	
Matrix Spike Dup (1310259-MSD2)	**Source: 13J0691-01**			Prepared & Analyzed: 10/23/2013						
Chloride	17	1.0	mg/L	12.50	5.6	91	80-120	0.5	10	
Sulfate	15	5.0	mg/L	12.50	2.7	95	80-120	0.4	10	
Matrix Spike Dup (1310259-MSD3)	**Source: 13J0666-04**			Prepared: 10/23/2013 Analyzed: 10/24/2013						
Chloride	21	1.0	mg/L	12.50	9.6	92	80-120	0.09	10	
Sulfate	13	5.0	mg/L	12.50	1.1	94	80-120	0.02	10	

TURNER LABORATORIES INC.
2445 N. Coyote Drive, Suite 104
Tucson, Arizona 85745
(520) 882-5880
Fax: (520) 882-9788
www.turnerlabs.com

CHAIN OF CUSTODY/LABORATORY ANALYSIS REQUEST FORM

TURNER WORK ORDER # 13J0692 DATE 10/23/13 PAGE 1 OF 1

PROJECT NAME Page Ranch #
CONTACT NAME Lloyd Wundrock
COMPANY NAME UA Risk Management Services
ADDRESS PO Box 210300, Tucson, AZ 85721-0300
PHONE 621-1790 FAX 621-3706
SAMPLER'S SIGNATURE

CIRCLE ANALYSIS REQUESTED AND/OR CHECK THE APPROPRIATE BOX

SAMPLE I.D.	DATE	TIME	LAB I.D.	SAMPLE MATRIX*	NUMBER OF CONTAINERS	Base Neutrals 625/8270	Acids	Volatile Organics 624/524.2/8260	TTHMS	HAA5	Pesticides 8081	PCB's 8082	NO_2	NO_3	TKN	Oil and Grease Grav. 1664A	VOA	TCLP Analysis Semi-VOA	Pest.	TCLP	Metals Total	Dissolved	RCRA8	Total	Cyanide Amen.	WAD	SDWA-INORGANICS PRIMARY	SECONDARY	MPN	Coliform	pH	Collert	Cl_2	Cl	COD	TSS	BOD	200.7 Metals	300.0 Anions	SO4
MW #4	10/23/14	11:55		GW	9	X	X			X																												X	X	X

1. RELINQUISHED BY:
Signature
Printed Name L M Wundrock
Firm UA
Date/Time 10-23-2013/12:30

2. RECEIVED BY:
Signature
Printed Name
Firm UA
Date/Time 10/23/13 12:30

3. RELINQUISHED BY:
Signature
Printed Name
Firm UA
Date/Time 10/23/13 1339

4. RECEIVED BY:
Signature
Printed Name
Firm TURNER LABORATORIES, INC.
Date/Time 10/23/13 1339

TURNAROUND REQUIREMENTS:
- [x] Standard (approx. 10 days)*
- [ ] Next Day [ ] 2 Day [ ] 5 Day*
- [ ] Email Preliminary Results To:

* Working Days

REPORT REQUIREMENTS:
- [ ] I. Routine Report
- [ ] II. Report (includes DUP, MS, MSD, as required, may be charged as samples)
- [x] III. Date Validation Report (Includes All Raw Data) Add 10% to invoice

INVOICE INFORMATION:
Account [ ] Y [ ] N
P.O. #
Bill to:

SAMPLE RECEIPT:
Total Containers 9
Temperature 1.7
[x] Wet Ice [ ] Blue Ice

* LEGEND
DW = DRINKING WATER
GW = GROUNDWATER
SD = SOLID
SG = SLUDGE
SL = SOIL
ST = STORMWATER
WW = WASTEWATER

SPECIAL INSTRUCTIONS/COMMENTS:
Compliance Analysis: [ ] Yes [ ] No
ADEQ Forms: [ ] Yes [ ] No
Mail ADEQ Forms: [ ] Yes [ ] No
Custody Seals [ ]
Container Intact [✓]
COC / Labels Agree [✓]
Preservation Confirmation [✓]
Appropriate Head Space [✓]
Received Within Hold Time [✓]

Metals-Mn, Na Anions-Cl, SO4 QA/QC Level III Package
Hard Copy Report/Writable CD Send report to ADEQ electronically

November 15, 2013

Jeff Christensen
University of Arizona- Risk Management Services
PO Box 210300, RM A414
Tucson, AZ 85721

TEL (520) 621-5861
FAX (520) 621-3706

Work Order No.: 13J0695

RE: Page Ranch

Dear Jeff Christensen,

Turner Laboratories, Inc. received 2 sample(s) on 10/23/2013 for the analyses presented in the following report.

All results are intended to be considered in their entirety, and Turner Laboratories, Inc. is not responsible for use of less than the complete report. Results apply only to the samples analyzed. Samples will be disposed of 30 days after issue of our report unless special arrangements are made.

The pages that follow may contain sensitive, privileged or confidential information intended solely for the addressee named above. If you receive this message and are not the agent or employee of the addressee, this communication has been sent in error. Please do not disseminate or copy any of the attached and notify the sender immediately by telephone. Please also return the attached sheet(s) to the sender by mail.

Please call if you have any questions.

Respectfully submitted,

Turner Laboratories, Inc.
ADHS License AZ0066

Dawn Weyer
Project Manager

Turner Laboratories, Inc.

Date: 11/15/2013

Client: University of Arizona- Risk Management Servic
Project: Page Ranch
Work Order: 13J0695
Date Received: 10/23/2013

Work Order Sample Summary

Lab Sample ID	Client Sample ID	Matrix	Collection Date/Time
13J0695-01	MW #5	Ground Water	10/23/2013 0904
13J0695-02	Trip Blank	Trip Blank	10/23/2013 0000

Turner Laboratories, Inc.

Date: 11/15/2013

Client: University of Arizona- Risk Management Services
Project: Page Ranch
Work Order: 13J0695
Date Received: 10/23/2013

Case Narrative

M7	Matrix spike recovery was low. Data reported per ADEQ policy 0154.000. Matrix interference was confirmed.
S6	Surrogate recovery was below laboratory and method acceptance limits. Reextraction and/or reanalysis confirms low recovery caused by matrix effect.
V1	CCV recovery was above method acceptance limits. This target analyte was not detected in the sample.

All soil, sludge, and solid matrix determinations are reported on a wet weight basis unless otherwise noted.

ND	Not Detected at or above the PQL
PQL	Practical Quantitation Limit
DF	Dilution Factor

Turner Laboratories, Inc.

Date: 11/15/2013

Client: University of Arizona- Risk Management Se
Project: Page Ranch
Work Order: 13J0695
Lab Sample ID: 13J0695-01

Client Sample ID: MW #5
Collection Date/Time: 10/23/2013 0904
Matrix: Ground Water

Analyses	Result	PQL	Qual	Units	DF	Prep Date	Analysis Date	Analyst
ICP Total Metals-E200.7								
Manganese	0.12	0.020		mg/L	1	10/28/2013 0845	10/29/2013 1058	RAD
Sodium	30	5.0		mg/L	1	10/28/2013 0845	10/29/2013 1058	RAD
Anions by Ion Chromatography-E300								
Chloride	6.9	1.0		mg/L	1	10/23/2013 0945	10/23/2013 2059	EW
Sulfate	ND	5.0		mg/L	1	10/23/2013 0945	10/23/2013 2059	EW
EDB and DBCP-E504.1								
1,2-Dibromo-3-chloropropane	ND	0.000020		mg/L	1	10/24/2013 0907	10/24/2013 1848	MD
1,2-Dibromoethane	ND	0.000010		mg/L	1	10/24/2013 0907	10/24/2013 1848	MD
Surr: Tetrachloro-m-xylene	*103*	*92.2-133.7*		*%REC*	*1*	*10/24/2013 0907*	*10/24/2013 1848*	*MD*
Volatile Organic Compounds by GC/MS-EPA 524.2								
1,1,1,2-Tetrachloroethane	ND	0.00050		mg/L	1	11/01/2013 1229	11/01/2013 1919	KP
1,1,1-Trichloroethane	ND	0.00050		mg/L	1	11/01/2013 1229	11/01/2013 1919	KP
1,1,2,2-Tetrachloroethane	ND	0.00050		mg/L	1	11/01/2013 1229	11/01/2013 1919	KP
1,1,2-Trichloroethane	ND	0.00050		mg/L	1	11/01/2013 1229	11/01/2013 1919	KP
1,1-Dichloroethane	ND	0.00050		mg/L	1	11/01/2013 1229	11/01/2013 1919	KP
1,1-Dichloroethene	ND	0.00050		mg/L	1	11/01/2013 1229	11/01/2013 1919	KP
1,1-Dichloropropene	ND	0.00050		mg/L	1	11/01/2013 1229	11/01/2013 1919	KP
1,2,3-Trichlorobenzene	ND	0.00050		mg/L	1	11/01/2013 1229	11/01/2013 1919	KP
1,2,3-Trichloropropane	ND	0.00050		mg/L	1	11/01/2013 1229	11/01/2013 1919	KP
1,2,4-Trichlorobenzene	ND	0.00050		mg/L	1	11/01/2013 1229	11/01/2013 1919	KP
1,2,4-Trimethylbenzene	ND	0.00050		mg/L	1	11/01/2013 1229	11/01/2013 1919	KP
1,2-Dichlorobenzene	ND	0.00050		mg/L	1	11/01/2013 1229	11/01/2013 1919	KP
1,2-Dichloroethane	ND	0.00050		mg/L	1	11/01/2013 1229	11/01/2013 1919	KP
1,2-Dichloropropane	ND	0.00050		mg/L	1	11/01/2013 1229	11/01/2013 1919	KP
1,3,5-Trimethylbenzene	ND	0.00050		mg/L	1	11/01/2013 1229	11/01/2013 1919	KP
1,3-Dichlorobenzene	ND	0.00050		mg/L	1	11/01/2013 1229	11/01/2013 1919	KP
1,3-Dichloropropane	ND	0.00050		mg/L	1	11/01/2013 1229	11/01/2013 1919	KP
1,4-Dichlorobenzene	ND	0.00050		mg/L	1	11/01/2013 1229	11/01/2013 1919	KP
2,2-Dichloropropane	ND	0.00050		mg/L	1	11/01/2013 1229	11/01/2013 1919	KP
2-Chlorotoluene	ND	0.00050		mg/L	1	11/01/2013 1229	11/01/2013 1919	KP
4-Chlorotoluene	ND	0.00050		mg/L	1	11/01/2013 1229	11/01/2013 1919	KP
4-Isopropyltoluene	ND	0.00050		mg/L	1	11/01/2013 1229	11/01/2013 1919	KP
Benzene	ND	0.00050		mg/L	1	11/01/2013 1229	11/01/2013 1919	KP
Bromobenzene	ND	0.00050		mg/L	1	11/01/2013 1229	11/01/2013 1919	KP
Bromochloromethane	ND	0.00050		mg/L	1	11/01/2013 1229	11/01/2013 1919	KP
Bromodichloromethane	ND	0.00050		mg/L	1	11/01/2013 1229	11/01/2013 1919	KP
Bromoform	ND	0.00050		mg/L	1	11/01/2013 1229	11/01/2013 1919	KP

Turner Laboratories, Inc.

Date: 11/15/2013

Client: University of Arizona- Risk Management Se
Project: Page Ranch
Work Order: 13J0695
Lab Sample ID: 13J0695-01

Client Sample ID: MW #5
Collection Date/Time: 10/23/2013 0904
Matrix: Ground Water

Analyses	Result	PQL	Qual	Units	DF	Prep Date	Analysis Date	Analyst
Bromomethane	ND	0.00050		mg/L	1	11/01/2013 1229	11/01/2013 1919	KP
Carbon tetrachloride	ND	0.00050		mg/L	1	11/01/2013 1229	11/01/2013 1919	KP
Chlorobenzene	ND	0.00050		mg/L	1	11/01/2013 1229	11/01/2013 1919	KP
Chloroethane	ND	0.00050		mg/L	1	11/01/2013 1229	11/01/2013 1919	KP
Chloroform	ND	0.00050		mg/L	1	11/01/2013 1229	11/01/2013 1919	KP
Chloromethane	ND	0.00050		mg/L	1	11/01/2013 1229	11/01/2013 1919	KP
cis-1,2-Dichloroethene	ND	0.00050		mg/L	1	11/01/2013 1229	11/01/2013 1919	KP
cis-1,3-Dichloropropene	ND	0.00050		mg/L	1	11/01/2013 1229	11/01/2013 1919	KP
Dibromochloromethane	ND	0.00050		mg/L	1	11/01/2013 1229	11/01/2013 1919	KP
Dibromomethane	ND	0.00050		mg/L	1	11/01/2013 1229	11/01/2013 1919	KP
Dichlorodifluoromethane	ND	0.00050		mg/L	1	11/01/2013 1229	11/01/2013 1919	KP
Ethylbenzene	ND	0.00050		mg/L	1	11/01/2013 1229	11/01/2013 1919	KP
Hexachlorobutadiene	ND	0.00050		mg/L	1	11/01/2013 1229	11/01/2013 1919	KP
Isopropylbenzene	ND	0.00050		mg/L	1	11/01/2013 1229	11/01/2013 1919	KP
Methylene chloride	ND	0.00050		mg/L	1	11/01/2013 1229	11/01/2013 1919	KP
Naphthalene	ND	0.00050		mg/L	1	11/01/2013 1229	11/01/2013 1919	KP
n-Butylbenzene	ND	0.00050		mg/L	1	11/01/2013 1229	11/01/2013 1919	KP
n-Propylbenzene	ND	0.00050		mg/L	1	11/01/2013 1229	11/01/2013 1919	KP
sec-Butylbenzene	ND	0.00050		mg/L	1	11/01/2013 1229	11/01/2013 1919	KP
Styrene	ND	0.00050		mg/L	1	11/01/2013 1229	11/01/2013 1919	KP
tert-Butylbenzene	ND	0.00050		mg/L	1	11/01/2013 1229	11/01/2013 1919	KP
Tetrachloroethene	ND	0.00050		mg/L	1	11/01/2013 1229	11/01/2013 1919	KP
Toluene	ND	0.00050		mg/L	1	11/01/2013 1229	11/01/2013 1919	KP
trans-1,2-Dichloroethene	ND	0.00050		mg/L	1	11/01/2013 1229	11/01/2013 1919	KP
trans-1,3-Dichloropropene	ND	0.00050		mg/L	1	11/01/2013 1229	11/01/2013 1919	KP
Trichloroethene	ND	0.00050		mg/L	1	11/01/2013 1229	11/01/2013 1919	KP
Trichlorofluoromethane	ND	0.00050		mg/L	1	11/01/2013 1229	11/01/2013 1919	KP
TTHMs	ND	0.00050		mg/L	1	11/01/2013 1229	11/01/2013 1919	KP
Vinyl chloride	ND	0.00050		mg/L	1	11/01/2013 1229	11/01/2013 1919	KP
Xylenes, Total	ND	0.0015		mg/L	1	11/01/2013 1229	11/01/2013 1919	KP
Surr: 1,2-Dichlorobenzene-d4	*91*	*70-130*		*%REC*	*1*	*11/01/2013 1229*	*11/01/2013 1919*	*KP*
Surr: 4-Bromofluorobenzene	*92*	*70-130*		*%REC*	*1*	*11/01/2013 1229*	*11/01/2013 1919*	*KP*
Organochlorine Pesticides-SW8081A								
4,4´-DDD	ND	0.10		ug/L	1	10/24/2013 0905	10/28/2013 2006	MD
4,4´-DDE	ND	0.10		ug/L	1	10/24/2013 0905	10/28/2013 2006	MD
4,4´-DDT	ND	0.10		ug/L	1	10/24/2013 0905	10/28/2013 2006	MD
Aldrin	ND	0.10		ug/L	1	10/24/2013 0905	10/28/2013 2006	MD
alpha-BHC	ND	0.10		ug/L	1	10/24/2013 0905	10/28/2013 2006	MD
alpha-Chlordane	ND	0.10		ug/L	1	10/24/2013 0905	10/29/2013 0147	MD
beta-BHC	ND	0.10		ug/L	1	10/24/2013 0905	10/28/2013 2006	MD
delta-BHC	ND	0.10		ug/L	1	10/24/2013 0905	10/28/2013 2006	MD

Turner Laboratories, Inc.

Date: 11/15/2013

Client: University of Arizona- Risk Management Se
Project: Page Ranch
Work Order: 13J0695
Lab Sample ID: 13J0695-01

Client Sample ID: MW #5
Collection Date/Time: 10/23/2013 0904
Matrix: Ground Water

Analyses	Result	PQL	Qual	Units	DF	Prep Date	Analysis Date	Analyst
Dieldrin	ND	0.10		ug/L	1	10/24/2013 0905	10/28/2013 2006	MD
Endosulfan I	ND	0.10		ug/L	1	10/24/2013 0905	10/28/2013 2006	MD
Endosulfan II	ND	0.10		ug/L	1	10/24/2013 0905	10/28/2013 2006	MD
Endosulfan sulfate	ND	0.10		ug/L	1	10/24/2013 0905	10/28/2013 2006	MD
Endrin	ND	0.10		ug/L	1	10/24/2013 0905	10/28/2013 2006	MD
Endrin aldehyde	ND	0.10		ug/L	1	10/24/2013 0905	10/28/2013 2006	MD
Endrin ketone	ND	0.10		ug/L	1	10/24/2013 0905	10/28/2013 2006	MD
gamma-BHC	ND	0.10		ug/L	1	10/24/2013 0905	10/28/2013 2006	MD
gamma-Chlordane	ND	0.10		ug/L	1	10/24/2013 0905	10/29/2013 0147	MD
Heptachlor	ND	0.10		ug/L	1	10/24/2013 0905	10/28/2013 2006	MD
Heptachlor epoxide	ND	0.10		ug/L	1	10/24/2013 0905	10/28/2013 2006	MD
Methoxychlor	ND	0.10		ug/L	1	10/24/2013 0905	10/28/2013 2006	MD
Toxaphene	ND	1.0		ug/L	1	10/24/2013 0905	10/28/2013 2006	MD
Surr: Decachlorobiphenyl	*92*	*38.8-124*		*%REC*	*1*	*10/24/2013 0905*	*10/28/2013 2006*	*MD*
Surr: Tetrachloro-m-xylene	*83*	*40-118.3*		*%REC*	*1*	*10/24/2013 0905*	*10/28/2013 2006*	*MD*
Semivolatile Organic Compounds-SW8270C								
1,2,4-Trichlorobenzene	ND	10		ug/L	1	10/29/2013 0823	10/31/2013 1746	MD
1,2-Dichlorobenzene	ND	10		ug/L	1	10/29/2013 0823	10/31/2013 1746	MD
1,3-Dichlorobenzene	ND	10		ug/L	1	10/29/2013 0823	10/31/2013 1746	MD
1,4-Dichlorobenzene	ND	10		ug/L	1	10/29/2013 0823	10/31/2013 1746	MD
2,4,5-Trichlorophenol	ND	10		ug/L	1	10/29/2013 0823	10/31/2013 1746	MD
2,4,6-Trichlorophenol	ND	10		ug/L	1	10/29/2013 0823	10/31/2013 1746	MD
2,4-Dichlorophenol	ND	10		ug/L	1	10/29/2013 0823	10/31/2013 1746	MD
2,4-Dimethylphenol	ND	10		ug/L	1	10/29/2013 0823	10/31/2013 1746	MD
2,4-Dinitrophenol	ND	50	V1	ug/L	1	10/29/2013 0823	10/31/2013 1746	MD
2,4-Dinitrotoluene	ND	10		ug/L	1	10/29/2013 0823	10/31/2013 1746	MD
2,6-Dinitrotoluene	ND	10		ug/L	1	10/29/2013 0823	10/31/2013 1746	MD
2-Chloronaphthalene	ND	10		ug/L	1	10/29/2013 0823	10/31/2013 1746	MD
2-Chlorophenol	ND	10		ug/L	1	10/29/2013 0823	10/31/2013 1746	MD
2-Methylnaphthalene	ND	5.0		ug/L	1	10/29/2013 0823	10/31/2013 1746	MD
2-Methylphenol	ND	10		ug/L	1	10/29/2013 0823	10/31/2013 1746	MD
2-Nitroaniline	ND	20		ug/L	1	10/29/2013 0823	10/31/2013 1746	MD
2-Nitrophenol	ND	10		ug/L	1	10/29/2013 0823	10/31/2013 1746	MD
3,3´-Dichlorobenzidine	ND	20		ug/L	1	10/29/2013 0823	10/31/2013 1746	MD
3,4-Methylphenol	ND	10		ug/L	1	10/29/2013 0823	10/31/2013 1746	MD
3-Nitroaniline	ND	20		ug/L	1	10/29/2013 0823	10/31/2013 1746	MD
4,6-Dinitro-2-methylphenol	ND	20		ug/L	1	10/29/2013 0823	10/31/2013 1746	MD
4-Bromophenyl phenyl ether	ND	10		ug/L	1	10/29/2013 0823	10/31/2013 1746	MD
4-Chloro-3-methylphenol	ND	10		ug/L	1	10/29/2013 0823	10/31/2013 1746	MD
4-Chloroaniline	ND	20		ug/L	1	10/29/2013 0823	10/31/2013 1746	MD
4-Chlorophenyl phenyl ether	ND	10		ug/L	1	10/29/2013 0823	10/31/2013 1746	MD

Turner Laboratories, Inc.

Date: 11/15/2013

Client: University of Arizona- Risk Management Se
Project: Page Ranch
Work Order: 13J0695
Lab Sample ID: 13J0695-01

Client Sample ID: MW #5
Collection Date/Time: 10/23/2013 0904
Matrix: Ground Water

Analyses	Result	PQL	Qual	Units	DF	Prep Date	Analysis Date	Analyst
4-Nitroaniline	ND	20		ug/L	1	10/29/2013 0823	10/31/2013 1746	MD
4-Nitrophenol	ND	50		ug/L	1	10/29/2013 0823	10/31/2013 1746	MD
Acenaphthene	ND	5.0		ug/L	1	10/29/2013 0823	10/31/2013 1746	MD
Acenaphthylene	ND	5.0		ug/L	1	10/29/2013 0823	10/31/2013 1746	MD
Aniline	ND	20		ug/L	1	10/29/2013 0823	10/31/2013 1746	MD
Anthracene	ND	5.0		ug/L	1	10/29/2013 0823	10/31/2013 1746	MD
Benzo[a]anthracene	ND	5.0		ug/L	1	10/29/2013 0823	10/31/2013 1746	MD
Benzo[a]pyrene	ND	5.0		ug/L	1	10/29/2013 0823	10/31/2013 1746	MD
Benzo[b,k]fluoranthene	ND	10		ug/L	1	10/29/2013 0823	10/31/2013 1746	MD
Benzo[g,h,i]perylene	ND	5.0		ug/L	1	10/29/2013 0823	10/31/2013 1746	MD
Benzoic acid	ND	50		ug/L	1	10/29/2013 0823	10/31/2013 1746	MD
Benzyl alcohol	ND	5.0		ug/L	1	10/29/2013 0823	10/31/2013 1746	MD
Bis(2-chloroethoxy)methane	ND	10		ug/L	1	10/29/2013 0823	10/31/2013 1746	MD
Bis(2-chloroethyl)ether	ND	10		ug/L	1	10/29/2013 0823	10/31/2013 1746	MD
Bis(2-chloroisopropyl)ether	ND	10		ug/L	1	10/29/2013 0823	10/31/2013 1746	MD
Bis(2-ethylhexyl)phthalate	ND	10		ug/L	1	10/29/2013 0823	10/31/2013 1746	MD
Butyl benzyl phthalate	ND	10		ug/L	1	10/29/2013 0823	10/31/2013 1746	MD
Chrysene	ND	5.0		ug/L	1	10/29/2013 0823	10/31/2013 1746	MD
Dibenzo[a,h]anthracene	ND	5.0		ug/L	1	10/29/2013 0823	10/31/2013 1746	MD
Dibenzofuran	ND	5.0		ug/L	1	10/29/2013 0823	10/31/2013 1746	MD
Diethyl phthalate	ND	10		ug/L	1	10/29/2013 0823	10/31/2013 1746	MD
Dimethyl phthalate	ND	10		ug/L	1	10/29/2013 0823	10/31/2013 1746	MD
Di-n-butyl phthalate	ND	10		ug/L	1	10/29/2013 0823	10/31/2013 1746	MD
Di-n-octyl phthalate	ND	10		ug/L	1	10/29/2013 0823	10/31/2013 1746	MD
Fluoranthene	ND	5.0		ug/L	1	10/29/2013 0823	10/31/2013 1746	MD
Fluorene	ND	5.0		ug/L	1	10/29/2013 0823	10/31/2013 1746	MD
Hexachlorobenzene	ND	10		ug/L	1	10/29/2013 0823	10/31/2013 1746	MD
Hexachlorobutadiene	ND	10		ug/L	1	10/29/2013 0823	10/31/2013 1746	MD
Hexachlorocyclopentadiene	ND	10		ug/L	1	10/29/2013 0823	10/31/2013 1746	MD
Hexachloroethane	ND	10		ug/L	1	10/29/2013 0823	10/31/2013 1746	MD
Indeno[1,2,3-cd]pyrene	ND	5.0		ug/L	1	10/29/2013 0823	10/31/2013 1746	MD
Isophorone	ND	10		ug/L	1	10/29/2013 0823	10/31/2013 1746	MD
Naphthalene	ND	5.0		ug/L	1	10/29/2013 0823	10/31/2013 1746	MD
Nitrobenzene	ND	10		ug/L	1	10/29/2013 0823	10/31/2013 1746	MD
N-Nitrosodimethylamine	ND	10		ug/L	1	10/29/2013 0823	10/31/2013 1746	MD
N-Nitrosodiphenylamine	ND	10		ug/L	1	10/29/2013 0823	10/31/2013 1746	MD
N-Nitrosodipropylamine	ND	10		ug/L	1	10/29/2013 0823	10/31/2013 1746	MD
Pentachlorophenol	ND	30		ug/L	1	10/29/2013 0823	10/31/2013 1746	MD
Phenanthrene	ND	5.0		ug/L	1	10/29/2013 0823	10/31/2013 1746	MD
Phenol	ND	10		ug/L	1	10/29/2013 0823	10/31/2013 1746	MD
Pyrene	ND	5.0		ug/L	1	10/29/2013 0823	10/31/2013 1746	MD
Surr: 2,4,6-Tribromophenol	*71*	*61.48-125.9*		*%REC*	*1*	*10/29/2013 0823*	*10/31/2013 1746*	*MD*

Turner Laboratories, Inc.

Date: 11/15/2013

Client: University of Arizona- Risk Management Se
Project: Page Ranch
Work Order: 13J0695
Lab Sample ID: 13J0695-01

Client Sample ID: MW #5
Collection Date/Time: 10/23/2013 0904
Matrix: Ground Water

Analyses	Result	PQL	Qual	Units	DF	Prep Date	Analysis Date	Analyst
Surr: 2-Fluorobiphenyl	*51*	*41.02-91.53*		*%REC*	*1*	*10/29/2013 0823*	*10/31/2013 1746*	*MD*
Surr: 2-Fluorophenol	*26*	*38.35-57.43*	*S6*	*%REC*	*1*	*10/29/2013 0823*	*10/31/2013 1746*	*MD*
Surr: 4-Terphenyl-d14	*44*	*14.66-124.1*		*%REC*	*1*	*10/29/2013 0823*	*10/31/2013 1746*	*MD*
Surr: Nitrobenzene-d5	*54*	*49.49-85.19*		*%REC*	*1*	*10/29/2013 0823*	*10/31/2013 1746*	*MD*
Surr: Phenol-d6	*29*	*28.68-69.45*		*%REC*	*1*	*10/29/2013 0823*	*10/31/2013 1746*	*MD*

Turner Laboratories, Inc.

Date: 11/15/2013

Client: University of Arizona- Risk Management Se
Project: Page Ranch
Work Order: 13J0695
Lab Sample ID: 13J0695-02

Client Sample ID: Trip Blank
Collection Date/Time: 10/23/2013 0000
Matrix: Trip Blank

Analyses	Result	PQL	Qual	Units	DF	Prep Date	Analysis Date	Analyst
EDB and DBCP-E504.1								
1,2-Dibromo-3-chloropropane	ND	0.000020		mg/L	1	10/24/2013 0907	10/24/2013 1922	MD
1,2-Dibromoethane	ND	0.000010		mg/L	1	10/24/2013 0907	10/24/2013 1922	MD
Surr: Tetrachloro-m-xylene	*104*	*92.2-133.7*		*%REC*	*1*	*10/24/2013 0907*	*10/24/2013 1922*	*MD*
Volatile Organic Compounds by GC/MS-EPA 524.2								
1,1,1,2-Tetrachloroethane	ND	0.00050		mg/L	1	11/01/2013 1229	11/01/2013 1955	KP
1,1,1-Trichloroethane	ND	0.00050		mg/L	1	11/01/2013 1229	11/01/2013 1955	KP
1,1,2,2-Tetrachloroethane	ND	0.00050		mg/L	1	11/01/2013 1229	11/01/2013 1955	KP
1,1,2-Trichloroethane	ND	0.00050		mg/L	1	11/01/2013 1229	11/01/2013 1955	KP
1,1-Dichloroethane	ND	0.00050		mg/L	1	11/01/2013 1229	11/01/2013 1955	KP
1,1-Dichloroethene	ND	0.00050		mg/L	1	11/01/2013 1229	11/01/2013 1955	KP
1,1-Dichloropropene	ND	0.00050		mg/L	1	11/01/2013 1229	11/01/2013 1955	KP
1,2,3-Trichlorobenzene	ND	0.00050		mg/L	1	11/01/2013 1229	11/01/2013 1955	KP
1,2,3-Trichloropropane	ND	0.00050		mg/L	1	11/01/2013 1229	11/01/2013 1955	KP
1,2,4-Trichlorobenzene	ND	0.00050		mg/L	1	11/01/2013 1229	11/01/2013 1955	KP
1,2,4-Trimethylbenzene	ND	0.00050		mg/L	1	11/01/2013 1229	11/01/2013 1955	KP
1,2-Dichlorobenzene	ND	0.00050		mg/L	1	11/01/2013 1229	11/01/2013 1955	KP
1,2-Dichloroethane	ND	0.00050		mg/L	1	11/01/2013 1229	11/01/2013 1955	KP
1,2-Dichloropropane	ND	0.00050		mg/L	1	11/01/2013 1229	11/01/2013 1955	KP
1,3,5-Trimethylbenzene	ND	0.00050		mg/L	1	11/01/2013 1229	11/01/2013 1955	KP
1,3-Dichlorobenzene	ND	0.00050		mg/L	1	11/01/2013 1229	11/01/2013 1955	KP
1,3-Dichloropropane	ND	0.00050		mg/L	1	11/01/2013 1229	11/01/2013 1955	KP
1,4-Dichlorobenzene	ND	0.00050		mg/L	1	11/01/2013 1229	11/01/2013 1955	KP
2,2-Dichloropropane	ND	0.00050		mg/L	1	11/01/2013 1229	11/01/2013 1955	KP
2-Chlorotoluene	ND	0.00050		mg/L	1	11/01/2013 1229	11/01/2013 1955	KP
4-Chlorotoluene	ND	0.00050		mg/L	1	11/01/2013 1229	11/01/2013 1955	KP
4-Isopropyltoluene	ND	0.00050		mg/L	1	11/01/2013 1229	11/01/2013 1955	KP
Benzene	ND	0.00050		mg/L	1	11/01/2013 1229	11/01/2013 1955	KP
Bromobenzene	ND	0.00050		mg/L	1	11/01/2013 1229	11/01/2013 1955	KP
Bromochloromethane	ND	0.00050		mg/L	1	11/01/2013 1229	11/01/2013 1955	KP
Bromodichloromethane	ND	0.00050		mg/L	1	11/01/2013 1229	11/01/2013 1955	KP
Bromoform	ND	0.00050		mg/L	1	11/01/2013 1229	11/01/2013 1955	KP
Bromomethane	ND	0.00050		mg/L	1	11/01/2013 1229	11/01/2013 1955	KP
Carbon tetrachloride	ND	0.00050		mg/L	1	11/01/2013 1229	11/01/2013 1955	KP
Chlorobenzene	ND	0.00050		mg/L	1	11/01/2013 1229	11/01/2013 1955	KP
Chloroethane	ND	0.00050		mg/L	1	11/01/2013 1229	11/01/2013 1955	KP
Chloroform	ND	0.00050		mg/L	1	11/01/2013 1229	11/01/2013 1955	KP
Chloromethane	ND	0.00050		mg/L	1	11/01/2013 1229	11/01/2013 1955	KP
cis-1,2-Dichloroethene	ND	0.00050		mg/L	1	11/01/2013 1229	11/01/2013 1955	KP
cis-1,3-Dichloropropene	ND	0.00050		mg/L	1	11/01/2013 1229	11/01/2013 1955	KP
Dibromochloromethane	ND	0.00050		mg/L	1	11/01/2013 1229	11/01/2013 1955	KP

Turner Laboratories, Inc.

Date: 11/15/2013

Client: University of Arizona- Risk Management Se
Project: Page Ranch
Work Order: 13J0695
Lab Sample ID: 13J0695-02

Client Sample ID: Trip Blank
Collection Date/Time: 10/23/2013 0000
Matrix: Trip Blank

Analyses	Result	PQL	Qual	Units	DF	Prep Date	Analysis Date	Analyst
Dibromomethane	ND	0.00050		mg/L	1	11/01/2013 1229	11/01/2013 1955	KP
Dichlorodifluoromethane	ND	0.00050		mg/L	1	11/01/2013 1229	11/01/2013 1955	KP
Ethylbenzene	ND	0.00050		mg/L	1	11/01/2013 1229	11/01/2013 1955	KP
Hexachlorobutadiene	ND	0.00050		mg/L	1	11/01/2013 1229	11/01/2013 1955	KP
Isopropylbenzene	ND	0.00050		mg/L	1	11/01/2013 1229	11/01/2013 1955	KP
Methylene chloride	ND	0.00050		mg/L	1	11/01/2013 1229	11/01/2013 1955	KP
Naphthalene	ND	0.00050		mg/L	1	11/01/2013 1229	11/01/2013 1955	KP
n-Butylbenzene	ND	0.00050		mg/L	1	11/01/2013 1229	11/01/2013 1955	KP
n-Propylbenzene	ND	0.00050		mg/L	1	11/01/2013 1229	11/01/2013 1955	KP
sec-Butylbenzene	ND	0.00050		mg/L	1	11/01/2013 1229	11/01/2013 1955	KP
Styrene	ND	0.00050		mg/L	1	11/01/2013 1229	11/01/2013 1955	KP
tert-Butylbenzene	ND	0.00050		mg/L	1	11/01/2013 1229	11/01/2013 1955	KP
Tetrachloroethene	ND	0.00050		mg/L	1	11/01/2013 1229	11/01/2013 1955	KP
Toluene	ND	0.00050		mg/L	1	11/01/2013 1229	11/01/2013 1955	KP
trans-1,2-Dichloroethene	ND	0.00050		mg/L	1	11/01/2013 1229	11/01/2013 1955	KP
trans-1,3-Dichloropropene	ND	0.00050		mg/L	1	11/01/2013 1229	11/01/2013 1955	KP
Trichloroethene	ND	0.00050		mg/L	1	11/01/2013 1229	11/01/2013 1955	KP
Trichlorofluoromethane	ND	0.00050		mg/L	1	11/01/2013 1229	11/01/2013 1955	KP
TTHMs	ND	0.00050		mg/L	1	11/01/2013 1229	11/01/2013 1955	KP
Vinyl chloride	ND	0.00050		mg/L	1	11/01/2013 1229	11/01/2013 1955	KP
Xylenes, Total	ND	0.0015		mg/L	1	11/01/2013 1229	11/01/2013 1955	KP
Surr: 1,2-Dichlorobenzene-d4	*87*	*70-130*		*%REC*	*1*	*11/01/2013 1229*	*11/01/2013 1955*	*KP*
Surr: 4-Bromofluorobenzene	*89*	*70-130*		*%REC*	*1*	*11/01/2013 1229*	*11/01/2013 1955*	*KP*

Turner Laboratories, Inc.

Date: 11/15/2013

Client: University of Arizona- Risk Management Services
Project: Page Ranch
Work Order: 13J0695
Date Received: 10/23/2013

QC Summary

Analyte	Result	Reporting Limit	Units	Spike Level	Source Result	%REC	%REC Limits	RPD	RPD Limit	Qual
Batch 1310308 - E200.7										
Blank (1310308-BLK1)				Prepared: 10/28/2013 Analyzed: 10/29/2013						
Manganese	ND	0.020	mg/L							
Sodium	ND	5.0	mg/L							
LCS (1310308-BS1)				Prepared: 10/28/2013 Analyzed: 10/29/2013						
Manganese	0.52	0.020	mg/L	0.5000		104	85-115			
Sodium	9.7	5.0	mg/L	10.00		97	85-115			
LCS Dup (1310308-BSD1)				Prepared: 10/28/2013 Analyzed: 10/29/2013						
Manganese	0.52	0.020	mg/L	0.5000		104	85-115	0.03	20	
Sodium	9.7	5.0	mg/L	10.00		97	85-115	0.04	20	
Matrix Spike (1310308-MS1)		**Source: 13J0574-01**		Prepared: 10/28/2013 Analyzed: 10/29/2013						
Manganese	0.65	0.020	mg/L	0.5000	0.14	102	70-130			
Sodium	74	5.0	mg/L	10.00	64	91	70-130			
Matrix Spike (1310308-MS2)		**Source: 13J0691-01**		Prepared: 10/28/2013 Analyzed: 10/29/2013						
Manganese	0.55	0.020	mg/L	0.5000	0.034	104	70-130			
Sodium	41	5.0	mg/L	10.00	32	92	70-130			

Turner Laboratories, Inc.

Date: 11/15/2013

Client: University of Arizona- Risk Management Services
Project: Page Ranch
Work Order: 13J0695
Date Received: 10/23/2013

QC Summary

Analyte	Result	Reporting Limit	Units	Spike Level	Source Result	%REC	%REC Limits	RPD	RPD Limit	Qual
Batch 1310275 - SW8081A										
Blank (1310275-BLK1)				Prepared: 10/24/2013 Analyzed: 10/28/2013						
4,4´-DDD	ND	0.10	ug/L							
4,4´-DDE	ND	0.10	ug/L							
4,4´-DDT	ND	0.10	ug/L							
Aldrin	ND	0.10	ug/L							
alpha-BHC	ND	0.10	ug/L							
alpha-Chlordane	ND	0.10	ug/L							
beta-BHC	ND	0.10	ug/L							
delta-BHC	ND	0.10	ug/L							
Dieldrin	ND	0.10	ug/L							
Endosulfan I	ND	0.10	ug/L							
Endosulfan II	ND	0.10	ug/L							
Endosulfan sulfate	ND	0.10	ug/L							
Endrin	ND	0.10	ug/L							
Endrin aldehyde	ND	0.10	ug/L							
Endrin ketone	ND	0.10	ug/L							
gamma-BHC	ND	0.10	ug/L							
gamma-Chlordane	ND	0.10	ug/L							
Heptachlor	ND	0.10	ug/L							
Heptachlor epoxide	ND	0.10	ug/L							
Methoxychlor	ND	0.10	ug/L							
Toxaphene	ND	1.0	ug/L							
Surrogate: Decachlorobiphenyl	*0.986*		*ug/L*	*1.000*		*99*	*38.8-124*			
Surrogate: Tetrachloro-m-xylene	*0.922*		*ug/L*	*1.000*		*92*	*40-118.3*			
LCS (1310275-BS1)				Prepared: 10/24/2013 Analyzed: 10/28/2013						
4,4´-DDT	0.85	0.10	ug/L	1.000		85	54.8-117.2			
Aldrin	0.43	0.10	ug/L	0.5000		85	53.1-105			
Dieldrin	0.84	0.10	ug/L	1.000		84	59.5-100.2			
Endrin	0.87	0.10	ug/L	1.000		87	58.1-100.7			
gamma-BHC	0.44	0.10	ug/L	0.5000		88	56.5-117.1			
Heptachlor	0.40	0.10	ug/L	0.5000		81	51.5-104.5			
Surrogate: Decachlorobiphenyl	*0.906*		*ug/L*	*1.000*		*91*	*54.4-123.3*			
Surrogate: Tetrachloro-m-xylene	*0.811*		*ug/L*	*1.000*		*81*	*37.5-105.7*			
LCS Dup (1310275-BSD1)				Prepared: 10/24/2013 Analyzed: 10/28/2013						
4,4´-DDT	0.87	0.10	ug/L	1.000		87	54.8-117.2	3	30	
Aldrin	0.42	0.10	ug/L	0.5000		84	53.1-105	2	30	
Dieldrin	0.86	0.10	ug/L	1.000		86	59.5-100.2	2	30	
Endrin	0.88	0.10	ug/L	1.000		88	58.1-100.7	0.7	30	
gamma-BHC	0.43	0.10	ug/L	0.5000		86	56.5-117.1	3	30	
Heptachlor	0.40	0.10	ug/L	0.5000		81	51.5-104.5	0.1	30	
Surrogate: Decachlorobiphenyl	*0.936*		*ug/L*	*1.000*		*94*	*54.4-123.3*			
Surrogate: Tetrachloro-m-xylene	*0.796*		*ug/L*	*1.000*		*80*	*37.5-105.7*			

Turner Laboratories, Inc.

Date: 11/15/2013

Client: University of Arizona- Risk Management Services
Project: Page Ranch
Work Order: 13J0695
Date Received: 10/23/2013

QC Summary

Analyte	Result	Reporting Limit	Units	Spike Level	Source Result	%REC	%REC Limits	RPD	RPD Limit	Qual
Batch 1310275 - SW8081A										
Matrix Spike (1310275-MS1)		**Source: 13J0691-01**		Prepared: 10/24/2013 Analyzed: 10/28/2013						
4,4´-DDT	0.89	0.10	ug/L	1.002	ND	89	10.1-142.2			
Aldrin	0.46	0.10	ug/L	0.5010	ND	92	23.2-118.8			
Dieldrin	0.90	0.10	ug/L	1.002	ND	90	43.8-113.4			
Endrin	0.92	0.10	ug/L	1.002	ND	92	28.1-131.1			
gamma-BHC	0.46	0.10	ug/L	0.5010	ND	92	58-115.5			
Heptachlor	0.43	0.10	ug/L	0.5010	ND	86	32.4-137			
Surrogate: Decachlorobiphenyl	*1.01*		*ug/L*	*1.002*		*101*	*38.8-124*			
Surrogate: Tetrachloro-m-xylene	*0.878*		*ug/L*	*1.002*		*88*	*40-118.3*			
Matrix Spike Dup (1310275-MSD1)		**Source: 13J0691-01**		Prepared: 10/24/2013 Analyzed: 10/28/2013						
4,4´-DDT	0.87	0.10	ug/L	1.006	ND	87	10.1-142.2	2	30	
Aldrin	0.45	0.10	ug/L	0.5030	ND	89	23.2-118.8	3	30	
Dieldrin	0.89	0.10	ug/L	1.006	ND	88	43.8-113.4	1	30	
Endrin	0.93	0.10	ug/L	1.006	ND	93	28.1-131.1	1	30	
gamma-BHC	0.45	0.10	ug/L	0.5030	ND	90	58-115.5	0.9	30	
Heptachlor	0.42	0.10	ug/L	0.5030	ND	83	32.4-137	4	30	
Surrogate: Decachlorobiphenyl	*0.936*		*ug/L*	*1.006*		*93*	*38.8-124*			
Surrogate: Tetrachloro-m-xylene	*0.847*		*ug/L*	*1.006*		*84*	*40-118.3*			
Batch 1310276 - E504.1										
Blank (1310276-BLK1)				Prepared & Analyzed: 10/24/2013						
1,2-Dibromo-3-chloropropane	ND	0.000020	mg/L							
1,2-Dibromoethane	ND	0.000010	mg/L							
Surrogate: Tetrachloro-m-xylene	*0.000215*		*mg/L*	*0.0002000*		*107*	*92.2-133.7*			
LCS (1310276-BS1)				Prepared & Analyzed: 10/24/2013						
1,2-Dibromo-3-chloropropane	0.00023	0.000020	mg/L	0.0002500		93	70-130			
1,2-Dibromoethane	0.00028	0.000010	mg/L	0.0002500		113	70-130			
Surrogate: Tetrachloro-m-xylene	*0.000217*		*mg/L*	*0.0002000*		*109*	*98.2-130.5*			
LCS Dup (1310276-BSD1)				Prepared & Analyzed: 10/24/2013						
1,2-Dibromo-3-chloropropane	0.00021	0.000020	mg/L	0.0002500		85	70-130	9	30	
1,2-Dibromoethane	0.00026	0.000010	mg/L	0.0002500		105	70-130	8	30	
Surrogate: Tetrachloro-m-xylene	*0.000204*		*mg/L*	*0.0002000*		*102*	*98.2-130.5*			
Matrix Spike (1310276-MS1)		**Source: 13J0691-01**		Prepared & Analyzed: 10/24/2013						
1,2-Dibromo-3-chloropropane	0.00022	0.000020	mg/L	0.0002500	ND	88	70-130			
1,2-Dibromoethane	0.00027	0.000010	mg/L	0.0002500	ND	107	70-130			
Surrogate: Tetrachloro-m-xylene	*0.000209*		*mg/L*	*0.0002000*		*104*	*92.2-133.7*			
Batch 1310327 - SW8270C										

Turner Laboratories, Inc.

Date: 11/15/2013

Client: University of Arizona- Risk Management Services
Project: Page Ranch
Work Order: 13J0695
Date Received: 10/23/2013

QC Summary

Analyte	Result	Reporting Limit	Units	Spike Level	Source Result	%REC	%REC Limits	RPD	RPD Limit	Qual
Batch 1310327 - SW8270C										
Blank (1310327-BLK1)				Prepared: 10/29/2013 Analyzed: 10/30/2013						
1,2,4-Trichlorobenzene	ND	10	ug/L							
1,2-Dichlorobenzene	ND	10	ug/L							
1,3-Dichlorobenzene	ND	10	ug/L							
1,4-Dichlorobenzene	ND	10	ug/L							
2,4,5-Trichlorophenol	ND	10	ug/L							
2,4,6-Trichlorophenol	ND	10	ug/L							
2,4-Dichlorophenol	ND	10	ug/L							
2,4-Dimethylphenol	ND	10	ug/L							
2,4-Dinitrophenol	ND	50	ug/L							
2,4-Dinitrotoluene	ND	10	ug/L							
2,6-Dinitrotoluene	ND	10	ug/L							
2-Chloronaphthalene	ND	10	ug/L							
2-Chlorophenol	ND	10	ug/L							
2-Methylnaphthalene	ND	5.0	ug/L							
2-Methylphenol	ND	10	ug/L							
2-Nitroaniline	ND	20	ug/L							
2-Nitrophenol	ND	10	ug/L							
3,3´-Dichlorobenzidine	ND	20	ug/L							
3,4-Methylphenol	ND	10	ug/L							
3-Nitroaniline	ND	20	ug/L							
4,6-Dinitro-2-methylphenol	ND	20	ug/L							
4-Bromophenyl phenyl ether	ND	10	ug/L							
4-Chloro-3-methylphenol	ND	10	ug/L							
4-Chloroaniline	ND	20	ug/L							
4-Chlorophenyl phenyl ether	ND	10	ug/L							
4-Nitroaniline	ND	20	ug/L							
4-Nitrophenol	ND	50	ug/L							
Acenaphthene	ND	5.0	ug/L							
Acenaphthylene	ND	5.0	ug/L							
Aniline	ND	20	ug/L							
Anthracene	ND	5.0	ug/L							
Benzo[a]anthracene	ND	5.0	ug/L							
Benzo[a]pyrene	ND	5.0	ug/L							
Benzo[b,k]fluoranthene	ND	10	ug/L							
Benzo[g,h,i]perylene	ND	5.0	ug/L							
Benzoic acid	ND	50	ug/L							
Benzyl alcohol	ND	5.0	ug/L							
Bis(2-chloroethoxy)methane	ND	10	ug/L							
Bis(2-chloroethyl)ether	ND	10	ug/L							
Bis(2-chloroisopropyl)ether	ND	10	ug/L							
Bis(2-ethylhexyl)phthalate	ND	10	ug/L							
Butyl benzyl phthalate	ND	10	ug/L							
Chrysene	ND	5.0	ug/L							
Dibenzo[a,h]anthracene	ND	5.0	ug/L							
Dibenzofuran	ND	5.0	ug/L							
Diethyl phthalate	ND	10	ug/L							
Dimethyl phthalate	ND	10	ug/L							
Di-n-butyl phthalate	ND	10	ug/L							

Turner Laboratories, Inc.

Date: 11/15/2013

Client: University of Arizona- Risk Management Services
Project: Page Ranch
Work Order: 13J0695
Date Received: 10/23/2013

QC Summary

Analyte	Result	Reporting Limit	Units	Spike Level	Source Result	%REC	%REC Limits	RPD	RPD Limit	Qual
Batch 1310327 - SW8270C										
Blank (1310327-BLK1)				Prepared: 10/29/2013 Analyzed: 10/30/2013						
Di-n-octyl phthalate	ND	10	ug/L							
Fluoranthene	ND	5.0	ug/L							
Fluorene	ND	5.0	ug/L							
Hexachlorobenzene	ND	10	ug/L							
Hexachlorobutadiene	ND	10	ug/L							
Hexachlorocyclopentadiene	ND	10	ug/L							
Hexachloroethane	ND	10	ug/L							
Indeno[1,2,3-cd]pyrene	ND	5.0	ug/L							
Isophorone	ND	10	ug/L							
Naphthalene	ND	5.0	ug/L							
Nitrobenzene	ND	10	ug/L							
N-Nitrosodimethylamine	ND	10	ug/L							
N-Nitrosodiphenylamine	ND	10	ug/L							
N-Nitrosodipropylamine	ND	10	ug/L							
Pentachlorophenol	ND	30	ug/L							
Phenanthrene	ND	5.0	ug/L							
Phenol	ND	10	ug/L							
Pyrene	ND	5.0	ug/L							
Surrogate: 2,4,6-Tribromophenol	*113*		*ug/L*	*100.0*		*113*	*61.48-125.96*			
Surrogate: 2-Fluorobiphenyl	*77.9*		*ug/L*	*100.0*		*78*	*41.02-91.53*			
Surrogate: 2-Fluorophenol	*46.2*		*ug/L*	*100.0*		*46*	*38.35-57.43*			
Surrogate: 4-Terphenyl-d14	*64.6*		*ug/L*	*100.0*		*65*	*14.66-124.11*			
Surrogate: Nitrobenzene-d5	*65.9*		*ug/L*	*100.0*		*66*	*49.49-85.19*			
Surrogate: Phenol-d6	*45.9*		*ug/L*	*100.0*		*46*	*28.68-69.45*			
LCS (1310327-BS1)				Prepared: 10/29/2013 Analyzed: 10/30/2013						
1,2,4-Trichlorobenzene	23	10	ug/L	50.00		46	28.14-85.64			
1,4-Dichlorobenzene	17	10	ug/L	50.00		34	27.79-64.15			
2,4-Dinitrotoluene	26	10	ug/L	50.00		51	39.27-79.35			
2-Chlorophenol	58	10	ug/L	100.0		58	24.62-79.98			
4-Chloro-3-methylphenol	65	10	ug/L	100.0		65	37.66-82.55			
4-Nitrophenol	65	50	ug/L	100.0		65	26.58-91.73			
Acenaphthene	29	5.0	ug/L	50.00		59	41.63-72.14			
N-Nitrosodipropylamine	37	10	ug/L	50.00		73	36.81-88.63			
Pentachlorophenol	67	30	ug/L	100.0		67	32.14-95.92			
Phenol	41	10	ug/L	100.0		41	7.96-52.41			
Pyrene	28	5.0	ug/L	50.00		57	41.65-82.75			
Surrogate: 2,4,6-Tribromophenol	*94.3*		*ug/L*	*100.0*		*94*	*32.57-112.08*			
Surrogate: 2-Fluorobiphenyl	*64.3*		*ug/L*	*100.0*		*64*	*36.69-77.45*			
Surrogate: 2-Fluorophenol	*37.7*		*ug/L*	*100.0*		*38*	*0-86.73*			
Surrogate: 4-Terphenyl-d14	*52.1*		*ug/L*	*100.0*		*52*	*37.21-81.06*			
Surrogate: Nitrobenzene-d5	*53.8*		*ug/L*	*100.0*		*54*	*36.8-79.16*			
Surrogate: Phenol-d6	*43.3*		*ug/L*	*100.0*		*43*	*0-56.2*			

Turner Laboratories, Inc.

Date: 11/15/2013

Client: University of Arizona- Risk Management Services
Project: Page Ranch
Work Order: 13J0695
Date Received: 10/23/2013

QC Summary

Analyte	Result	Reporting Limit	Units	Spike Level	Source Result	%REC	%REC Limits	RPD	RPD Limit	Qual
Batch 1310327 - SW8270C										
LCS Dup (1310327-BSD1)				Prepared: 10/29/2013 Analyzed: 10/30/2013						
1,2,4-Trichlorobenzene	29	10	ug/L	50.00		57	28.14-85.64	20	30	
1,4-Dichlorobenzene	22	10	ug/L	50.00		44	27.79-64.15	27	30	
2,4-Dinitrotoluene	29	10	ug/L	50.00		58	39.27-79.35	12	30	
2-Chlorophenol	64	10	ug/L	100.0		64	24.62-79.98	10	30	
4-Chloro-3-methylphenol	71	10	ug/L	100.0		71	37.66-82.55	9	30	
4-Nitrophenol	76	50	ug/L	100.0		76	26.58-91.73	15	30	
Acenaphthene	32	5.0	ug/L	50.00		63	41.63-72.14	7	30	
N-Nitrosodipropylamine	37	10	ug/L	50.00		75	36.81-88.63	2	30	
Pentachlorophenol	81	30	ug/L	100.0		81	32.14-95.92	19	30	
Phenol	35	10	ug/L	100.0		35	7.96-52.41	17	30	
Pyrene	32	5.0	ug/L	50.00		63	41.65-82.75	11	30	
Surrogate: 2,4,6-Tribromophenol	*106*		*ug/L*	*100.0*		*106*	*32.57-112.08*			
Surrogate: 2-Fluorobiphenyl	*68.3*		*ug/L*	*100.0*		*68*	*36.69-77.45*			
Surrogate: 2-Fluorophenol	*36.0*		*ug/L*	*100.0*		*36*	*0-86.73*			
Surrogate: 4-Terphenyl-d14	*56.5*		*ug/L*	*100.0*		*56*	*37.21-81.06*			
Surrogate: Nitrobenzene-d5	*65.3*		*ug/L*	*100.0*		*65*	*36.8-79.16*			
Surrogate: Phenol-d6	*36.8*		*ug/L*	*100.0*		*37*	*0-56.2*			
Matrix Spike (1310327-MS1)		**Source: 13J0691-01**		Prepared: 10/29/2013 Analyzed: 10/30/2013						
1,2,4-Trichlorobenzene	26	10	ug/L	50.51	ND	51	51.67-99.16			M7
1,4-Dichlorobenzene	17	10	ug/L	50.51	ND	33	44.91-69.29			M7
2,4-Dinitrotoluene	26	10	ug/L	50.51	ND	52	45.63-98.31			
2-Chlorophenol	60	10	ug/L	101.0	ND	59	53.62-77.95			
4-Chloro-3-methylphenol	68	10	ug/L	101.0	ND	68	54.19-87.12			
4-Nitrophenol	67	51	ug/L	101.0	ND	67	33.45-100.91			
Acenaphthene	30	5.1	ug/L	50.51	ND	59	10.45-102.26			
N-Nitrosodipropylamine	36	10	ug/L	50.51	ND	72	50.37-110.06			
Pentachlorophenol	76	30	ug/L	101.0	ND	75	52.6-111			
Phenol	36	10	ug/L	101.0	ND	36	25.68-69.53			
Pyrene	27	5.1	ug/L	50.51	ND	53	58.09-82.37			M7
Surrogate: 2,4,6-Tribromophenol	*103*		*ug/L*	*101.0*		*102*	*61.48-125.96*			
Surrogate: 2-Fluorobiphenyl	*69.5*		*ug/L*	*101.0*		*69*	*41.02-91.53*			
Surrogate: 2-Fluorophenol	*31.5*		*ug/L*	*101.0*		*31*	*38.35-57.43*			*S6*
Surrogate: 4-Terphenyl-d14	*53.4*		*ug/L*	*101.0*		*53*	*14.66-124.11*			
Surrogate: Nitrobenzene-d5	*56.0*		*ug/L*	*101.0*		*55*	*49.49-85.19*			
Surrogate: Phenol-d6	*38.0*		*ug/L*	*101.0*		*38*	*28.68-69.45*			

Turner Laboratories, Inc.

Date: 11/15/2013

Client: University of Arizona- Risk Management Services
Project: Page Ranch
Work Order: 13J0695
Date Received: 10/23/2013

QC Summary

Analyte	Result	Reporting Limit	Units	Spike Level	Source Result	%REC	%REC Limits	RPD	RPD Limit	Qual
Batch 1310327 - SW8270C										
Matrix Spike Dup (1310327-MSD1)		**Source: 13J0691-01**		Prepared: 10/29/2013 Analyzed: 10/30/2013						
1,2,4-Trichlorobenzene	27	10	ug/L	50.40	ND	54	51.67-99.16	6	30	
1,4-Dichlorobenzene	21	10	ug/L	50.40	ND	42	44.91-69.29	24	30	M7
2,4-Dinitrotoluene	31	10	ug/L	50.40	ND	62	45.63-98.31	18	30	
2-Chlorophenol	64	10	ug/L	100.8	ND	63	53.62-77.95	7	30	
4-Chloro-3-methylphenol	71	10	ug/L	100.8	ND	71	54.19-87.12	4	30	
4-Nitrophenol	86	50	ug/L	100.8	ND	85	33.45-100.91	24	30	
Acenaphthene	32	5.0	ug/L	50.40	ND	64	10.45-102.26	7	30	
N-Nitrosodipropylamine	37	10	ug/L	50.40	ND	74	50.37-110.06	3	30	
Pentachlorophenol	82	30	ug/L	100.8	ND	81	52.6-111	7	30	
Phenol	40	10	ug/L	100.8	ND	40	25.68-69.53	10	30	
Pyrene	28	5.0	ug/L	50.40	ND	57	58.09-82.37	6	30	M7
Surrogate: 2,4,6-Tribromophenol	*109*		*ug/L*	*100.8*		*108*	*61.48-125.96*			
Surrogate: 2-Fluorobiphenyl	*71.6*		*ug/L*	*100.8*		*71*	*41.02-91.53*			
Surrogate: 2-Fluorophenol	*40.5*		*ug/L*	*100.8*		*40*	*38.35-57.43*			
Surrogate: 4-Terphenyl-d14	*56.3*		*ug/L*	*100.8*		*56*	*14.66-124.11*			
Surrogate: Nitrobenzene-d5	*60.5*		*ug/L*	*100.8*		*60*	*49.49-85.19*			
Surrogate: Phenol-d6	*42.0*		*ug/L*	*100.8*		*42*	*28.68-69.45*			

Turner Laboratories, Inc.

Date: 11/15/2013

Client: University of Arizona- Risk Management Services
Project: Page Ranch
Work Order: 13J0695
Date Received: 10/23/2013

QC Summary

Analyte	Result	Reporting Limit	Units	Spike Level	Source Result	%REC	%REC Limits	RPD	RPD Limit	Qual
Batch 1311020 - EPA 524.2										

Turner Laboratories, Inc.

Date: 11/15/2013

Client: University of Arizona- Risk Management Services
Project: Page Ranch
Work Order: 13J0695
Date Received: 10/23/2013

QC Summary

Analyte	Result	Reporting Limit	Units	Spike Level	Source Result	%REC	%REC Limits	RPD	RPD Limit	Qual
Batch 1311020 - EPA 524.2										
Blank (1311020-BLK1)				Prepared & Analyzed: 11/01/2013						
1,1,1,2-Tetrachloroethane	ND	0.00050	mg/L							
1,1,1-Trichloroethane	ND	0.00050	mg/L							
1,1,2,2-Tetrachloroethane	ND	0.00050	mg/L							
1,1,2-Trichloroethane	ND	0.00050	mg/L							
1,1-Dichloroethane	ND	0.00050	mg/L							
1,1-Dichloroethene	ND	0.00050	mg/L							
1,1-Dichloropropene	ND	0.00050	mg/L							
1,2,3-Trichlorobenzene	ND	0.00050	mg/L							
1,2,3-Trichloropropane	ND	0.00050	mg/L							
1,2,4-Trichlorobenzene	ND	0.00050	mg/L							
1,2,4-Trimethylbenzene	ND	0.00050	mg/L							
1,2-Dichlorobenzene	ND	0.00050	mg/L							
1,2-Dichloroethane	ND	0.00050	mg/L							
1,2-Dichloropropane	ND	0.00050	mg/L							
1,3,5-Trimethylbenzene	ND	0.00050	mg/L							
1,3-Dichlorobenzene	ND	0.00050	mg/L							
1,3-Dichloropropane	ND	0.00050	mg/L							
1,4-Dichlorobenzene	ND	0.00050	mg/L							
2,2-Dichloropropane	ND	0.00050	mg/L							
2-Chlorotoluene	ND	0.00050	mg/L							
4-Chlorotoluene	ND	0.00050	mg/L							
4-Isopropyltoluene	ND	0.00050	mg/L							
Benzene	ND	0.00050	mg/L							
Bromobenzene	ND	0.00050	mg/L							
Bromochloromethane	ND	0.00050	mg/L							
Bromodichloromethane	ND	0.00050	mg/L							
Bromoform	ND	0.00050	mg/L							
Bromomethane	ND	0.00050	mg/L							
Carbon tetrachloride	ND	0.00050	mg/L							
Chlorobenzene	ND	0.00050	mg/L							
Chloroethane	ND	0.00050	mg/L							
Chloroform	ND	0.00050	mg/L							
Chloromethane	ND	0.00050	mg/L							
cis-1,2-Dichloroethene	ND	0.00050	mg/L							
cis-1,3-Dichloropropene	ND	0.00050	mg/L							
Dibromochloromethane	ND	0.00050	mg/L							
Dibromomethane	ND	0.00050	mg/L							
Dichlorodifluoromethane	ND	0.00050	mg/L							
Ethylbenzene	ND	0.00050	mg/L							
Hexachlorobutadiene	ND	0.00050	mg/L							
Isopropylbenzene	ND	0.00050	mg/L							
Methylene chloride	ND	0.00050	mg/L							
Naphthalene	ND	0.00050	mg/L							
n-Butylbenzene	ND	0.00050	mg/L							
n-Propylbenzene	ND	0.00050	mg/L							
sec-Butylbenzene	ND	0.00050	mg/L							
Styrene	ND	0.00050	mg/L							
tert-Butylbenzene	ND	0.00050	mg/L							

Turner Laboratories, Inc.

Date: 11/15/2013

Client: University of Arizona- Risk Management Services
Project: Page Ranch
Work Order: 13J0695
Date Received: 10/23/2013

QC Summary

Analyte	Result	Reporting Limit	Units	Spike Level	Source Result	%REC	%REC Limits	RPD	RPD Limit	Qual
Batch 1311020 - EPA 524.2										
Blank (1311020-BLK1)				Prepared & Analyzed: 11/01/2013						
Tetrachloroethene	ND	0.00050	mg/L							
Toluene	ND	0.00050	mg/L							
trans-1,2-Dichloroethene	ND	0.00050	mg/L							
trans-1,3-Dichloropropene	ND	0.00050	mg/L							
Trichloroethene	ND	0.00050	mg/L							
Trichlorofluoromethane	ND	0.00050	mg/L							
TTHMs	ND	0.00050	mg/L							
Vinyl chloride	ND	0.00050	mg/L							
Xylenes, Total	ND	0.0015	mg/L							
Surrogate: 1,2-Dichlorobenzene-d4	*0.84*		*ug/L*	*1.000*		*84*	*70-130*			
Surrogate: 4-Bromofluorobenzene	*0.90*		*ug/L*	*1.000*		*90*	*70-130*			

Turner Laboratories, Inc.

Date: 11/15/2013

Client: University of Arizona- Risk Management Services
Project: Page Ranch
Work Order: 13J0695
Date Received: 10/23/2013

QC Summary

Analyte	Result	Reporting Limit	Units	Spike Level	Source Result	%REC	%REC Limits	RPD	RPD Limit	Qual
Batch 1311020 - EPA 524.2										
LCS (1311020-BS1)				Prepared & Analyzed: 11/01/2013						
1,1,1,2-Tetrachloroethane	0.010	0.00050	mg/L	0.01000		102	70-130			
1,1,1-Trichloroethane	0.011	0.00050	mg/L	0.01000		107	70-130			
1,1,2,2-Tetrachloroethane	0.011	0.00050	mg/L	0.01000		114	70-130			
1,1,2-Trichloroethane	0.011	0.00050	mg/L	0.01000		110	70-130			
1,1-Dichloroethane	0.011	0.00050	mg/L	0.01000		105	70-130			
1,1-Dichloroethene	0.010	0.00050	mg/L	0.01000		100	70-130			
1,1-Dichloropropene	0.011	0.00050	mg/L	0.01000		109	70-130			
1,2,3-Trichlorobenzene	0.011	0.00050	mg/L	0.01000		109	70-130			
1,2,3-Trichloropropane	0.011	0.00050	mg/L	0.01000		112	70-130			
1,2,4-Trichlorobenzene	0.011	0.00050	mg/L	0.01000		109	70-130			
1,2,4-Trimethylbenzene	0.011	0.00050	mg/L	0.01000		105	70-130			
1,2-Dichlorobenzene	0.011	0.00050	mg/L	0.01000		108	70-130			
1,2-Dichloroethane	0.011	0.00050	mg/L	0.01000		109	70-130			
1,2-Dichloropropane	0.011	0.00050	mg/L	0.01000		111	70-130			
1,3,5-Trimethylbenzene	0.011	0.00050	mg/L	0.01000		107	70-130			
1,3-Dichlorobenzene	0.011	0.00050	mg/L	0.01000		107	70-130			
1,3-Dichloropropane	0.011	0.00050	mg/L	0.01000		110	70-130			
1,4-Dichlorobenzene	0.011	0.00050	mg/L	0.01000		108	70-130			
2,2-Dichloropropane	0.0097	0.00050	mg/L	0.01000		97	70-130			
2-Chlorotoluene	0.011	0.00050	mg/L	0.01000		107	70-130			
4-Chlorotoluene	0.011	0.00050	mg/L	0.01000		107	70-130			
4-Isopropyltoluene	0.010	0.00050	mg/L	0.01000		104	70-130			
Benzene	0.011	0.00050	mg/L	0.01000		110	70-130			
Bromobenzene	0.011	0.00050	mg/L	0.01000		106	70-130			
Bromochloromethane	0.011	0.00050	mg/L	0.01000		114	70-130			
Bromodichloromethane	0.011	0.00050	mg/L	0.01000		105	70-130			
Bromoform	0.0094	0.00050	mg/L	0.01000		94	70-130			
Bromomethane	0.0099	0.00050	mg/L	0.01000		99	70-130			
Carbon tetrachloride	0.011	0.00050	mg/L	0.01000		108	70-130			
Chlorobenzene	0.011	0.00050	mg/L	0.01000		109	70-130			
Chloroethane	0.010	0.00050	mg/L	0.01000		100	70-130			
Chloroform	0.012	0.00050	mg/L	0.01000		117	70-130			
Chloromethane	0.0085	0.00050	mg/L	0.01000		85	70-130			
cis-1,2-Dichloroethene	0.011	0.00050	mg/L	0.01000		113	70-130			
cis-1,3-Dichloropropene	0.011	0.00050	mg/L	0.01000		106	70-130			
Dibromochloromethane	0.010	0.00050	mg/L	0.01000		104	70-130			
Dibromomethane	0.011	0.00050	mg/L	0.01000		110	70-130			
Dichlorodifluoromethane	0.0083	0.00050	mg/L	0.01000		83	70-130			
Ethylbenzene	0.011	0.00050	mg/L	0.01000		105	70-130			
Hexachlorobutadiene	0.011	0.00050	mg/L	0.01000		105	70-130			
Isopropylbenzene	0.011	0.00050	mg/L	0.01000		106	70-130			
Methyl tert-Butyl Ether (MTBE)	0.010	0.00050	mg/L	0.01000		104	0-200			
Methylene chloride	0.0090	0.00050	mg/L	0.01000		90	70-130			
Naphthalene	0.011	0.00050	mg/L	0.01000		111	70-130			
n-Butylbenzene	0.011	0.00050	mg/L	0.01000		105	70-130			
n-Propylbenzene	0.011	0.00050	mg/L	0.01000		107	70-130			
sec-Butylbenzene	0.011	0.00050	mg/L	0.01000		106	70-130			
Styrene	0.011	0.00050	mg/L	0.01000		108	70-130			

Turner Laboratories, Inc.

Date: 11/15/2013

Client: University of Arizona- Risk Management Services
Project: Page Ranch
Work Order: 13J0695
Date Received: 10/23/2013

QC Summary

Analyte	Result	Reporting Limit	Units	Spike Level	Source Result	%REC	%REC Limits	RPD	RPD Limit	Qual
Batch 1311020 - EPA 524.2										
LCS (1311020-BS1)				Prepared & Analyzed: 11/01/2013						
tert-Butylbenzene	0.011	0.00050	mg/L	0.01000		106	70-130			
Tetrachloroethene	0.010	0.00050	mg/L	0.01000		102	70-130			
Toluene	0.011	0.00050	mg/L	0.01000		106	70-130			
trans-1,2-Dichloroethene	0.011	0.00050	mg/L	0.01000		109	70-130			
trans-1,3-Dichloropropene	0.0095	0.00050	mg/L	0.01000		95	70-130			
Trichloroethene	0.011	0.00050	mg/L	0.01000		105	70-130			
Trichlorofluoromethane	0.010	0.00050	mg/L	0.01000		104	70-130			
TTHMs	0.042	0.00050	mg/L				70-130			
Vinyl chloride	0.0097	0.00050	mg/L	0.01000		97	70-130			
Xylenes, Total	0.032	0.0015	mg/L				70-130			
Surrogate: 1,2-Dichlorobenzene-d4	*1.0*		*ug/L*	*1.000*		*104*	*70-130*			
Surrogate: 4-Bromofluorobenzene	*0.99*		*ug/L*	*1.000*		*99*	*70-130*			

Turner Laboratories, Inc.

Date: 11/15/2013

Client: University of Arizona- Risk Management Services
Project: Page Ranch
Work Order: 13J0695
Date Received: 10/23/2013

QC Summary

Analyte	Result	Reporting Limit	Units	Spike Level	Source Result	%REC	%REC Limits	RPD	RPD Limit	Qual
Batch 1311020 - EPA 524.2										
LCS Dup (1311020-BSD1)				Prepared & Analyzed: 11/01/2013						
1,1,1,2-Tetrachloroethane	0.010	0.00050	mg/L	0.01000		100	70-130	2	20	
1,1,1-Trichloroethane	0.010	0.00050	mg/L	0.01000		103	70-130	4	20	
1,1,2,2-Tetrachloroethane	0.011	0.00050	mg/L	0.01000		111	70-130	3	20	
1,1,2-Trichloroethane	0.011	0.00050	mg/L	0.01000		114	70-130	4	20	
1,1-Dichloroethane	0.010	0.00050	mg/L	0.01000		102	70-130	3	20	
1,1-Dichloroethene	0.010	0.00050	mg/L	0.01000		100	70-130	0.3	20	
1,1-Dichloropropene	0.010	0.00050	mg/L	0.01000		105	70-130	4	20	
1,2,3-Trichlorobenzene	0.011	0.00050	mg/L	0.01000		109	70-130	0.2	20	
1,2,3-Trichloropropane	0.011	0.00050	mg/L	0.01000		106	70-130	6	20	
1,2,4-Trichlorobenzene	0.011	0.00050	mg/L	0.01000		108	70-130	1	20	
1,2,4-Trimethylbenzene	0.010	0.00050	mg/L	0.01000		105	70-130	0.7	20	
1,2-Dichlorobenzene	0.011	0.00050	mg/L	0.01000		107	70-130	0.7	20	
1,2-Dichloroethane	0.010	0.00050	mg/L	0.01000		102	70-130	6	20	
1,2-Dichloropropane	0.011	0.00050	mg/L	0.01000		110	70-130	1	20	
1,3,5-Trimethylbenzene	0.010	0.00050	mg/L	0.01000		105	70-130	2	20	
1,3-Dichlorobenzene	0.011	0.00050	mg/L	0.01000		107	70-130	0.5	20	
1,3-Dichloropropane	0.011	0.00050	mg/L	0.01000		107	70-130	3	20	
1,4-Dichlorobenzene	0.011	0.00050	mg/L	0.01000		105	70-130	3	20	
2,2-Dichloropropane	0.0095	0.00050	mg/L	0.01000		95	70-130	2	20	
2-Chlorotoluene	0.011	0.00050	mg/L	0.01000		107	70-130	0.6	20	
4-Chlorotoluene	0.011	0.00050	mg/L	0.01000		105	70-130	2	20	
4-Isopropyltoluene	0.010	0.00050	mg/L	0.01000		103	70-130	1	20	
Benzene	0.011	0.00050	mg/L	0.01000		106	70-130	4	20	
Bromobenzene	0.010	0.00050	mg/L	0.01000		104	70-130	2	20	
Bromochloromethane	0.011	0.00050	mg/L	0.01000		111	70-130	2	20	
Bromodichloromethane	0.010	0.00050	mg/L	0.01000		104	70-130	1	20	
Bromoform	0.0093	0.00050	mg/L	0.01000		93	70-130	2	20	
Bromomethane	0.010	0.00050	mg/L	0.01000		104	70-130	5	20	
Carbon tetrachloride	0.010	0.00050	mg/L	0.01000		103	70-130	4	20	
Chlorobenzene	0.011	0.00050	mg/L	0.01000		107	70-130	2	20	
Chloroethane	0.011	0.00050	mg/L	0.01000		108	70-130	7	20	
Chloroform	0.011	0.00050	mg/L	0.01000		110	70-130	6	20	
Chloromethane	0.0091	0.00050	mg/L	0.01000		91	70-130	7	20	
cis-1,2-Dichloroethene	0.011	0.00050	mg/L	0.01000		111	70-130	2	20	
cis-1,3-Dichloropropene	0.010	0.00050	mg/L	0.01000		104	70-130	2	20	
Dibromochloromethane	0.010	0.00050	mg/L	0.01000		103	70-130	0.4	20	
Dibromomethane	0.011	0.00050	mg/L	0.01000		110	70-130	0.4	20	
Dichlorodifluoromethane	0.0084	0.00050	mg/L	0.01000		84	70-130	2	20	
Ethylbenzene	0.010	0.00050	mg/L	0.01000		104	70-130	1	20	
Hexachlorobutadiene	0.010	0.00050	mg/L	0.01000		103	70-130	2	20	
Isopropylbenzene	0.010	0.00050	mg/L	0.01000		105	70-130	1	20	
Methyl tert-Butyl Ether (MTBE)	0.010	0.00050	mg/L	0.01000		100	0-200	5	200	
Methylene chloride	0.011	0.00050	mg/L	0.01000		107	70-130	17	20	
Naphthalene	0.011	0.00050	mg/L	0.01000		108	70-130	2	20	
n-Butylbenzene	0.011	0.00050	mg/L	0.01000		106	70-130	0.6	20	
n-Propylbenzene	0.011	0.00050	mg/L	0.01000		106	70-130	2	20	
sec-Butylbenzene	0.011	0.00050	mg/L	0.01000		105	70-130	0.9	20	
Styrene	0.011	0.00050	mg/L	0.01000		108	70-130	0.8	20	

Turner Laboratories, Inc.

Date: 11/15/2013

Client: University of Arizona- Risk Management Services
Project: Page Ranch
Work Order: 13J0695
Date Received: 10/23/2013

QC Summary

Analyte	Result	Reporting Limit	Units	Spike Level	Source Result	%REC	%REC Limits	RPD	RPD Limit	Qual
Batch 1311020 - EPA 524.2										
LCS Dup (1311020-BSD1)				Prepared & Analyzed: 11/01/2013						
tert-Butylbenzene	0.011	0.00050	mg/L	0.01000		105	70-130	0.9	20	
Tetrachloroethene	0.010	0.00050	mg/L	0.01000		103	70-130	0.5	20	
Toluene	0.010	0.00050	mg/L	0.01000		102	70-130	4	20	
trans-1,2-Dichloroethene	0.011	0.00050	mg/L	0.01000		106	70-130	2	20	
trans-1,3-Dichloropropene	0.0094	0.00050	mg/L	0.01000		94	70-130	2	20	
Trichloroethene	0.010	0.00050	mg/L	0.01000		104	70-130	2	20	
Trichlorofluoromethane	0.010	0.00050	mg/L	0.01000		104	70-130	0.8	20	
TTHMs	0.041	0.00050	mg/L				70-130	3	20	
Vinyl chloride	0.010	0.00050	mg/L	0.01000		104	70-130	6	20	
Xylenes, Total	0.032	0.0015	mg/L				70-130	0	20	
Surrogate: 1,2-Dichlorobenzene-d4	*1.1*		*ug/L*	*1.000*		*105*	*70-130*			
Surrogate: 4-Bromofluorobenzene	*0.97*		*ug/L*	*1.000*		*97*	*70-130*			

Turner Laboratories, Inc.

Date: 11/15/2013

Client: University of Arizona- Risk Management Services
Project: Page Ranch
Work Order: 13J0695
Date Received: 10/23/2013

QC Summary

Analyte	Result	Reporting Limit	Units	Spike Level	Source Result	%REC	%REC Limits	RPD	RPD Limit	Qual
Batch 1310259 - E300										
Blank (1310259-BLK1)				Prepared & Analyzed: 10/23/2013						
Chloride	ND	1.0	mg/L							
Sulfate	ND	5.0	mg/L							
LCS (1310259-BS1)				Prepared & Analyzed: 10/23/2013						
Chloride	12	1.0	mg/L	12.50		95	90-110			
Sulfate	12	5.0	mg/L	12.50		97	90-110			
LCS Dup (1310259-BSD1)				Prepared & Analyzed: 10/23/2013						
Chloride	12	1.0	mg/L	12.50		95	90-110	0.2	10	
Sulfate	12	5.0	mg/L	12.50		97	90-110	0.3	10	
Matrix Spike (1310259-MS1)	**Source: 13J0676-03**			Prepared & Analyzed: 10/23/2013						
Chloride	17	1.0	mg/L	12.50	5.5	94	80-120			
Sulfate	18	5.0	mg/L	12.50	6.5	95	80-120			
Matrix Spike (1310259-MS2)	**Source: 13J0691-01**			Prepared & Analyzed: 10/23/2013						
Chloride	17	1.0	mg/L	12.50	5.6	91	80-120			
Sulfate	15	5.0	mg/L	12.50	2.7	95	80-120			
Matrix Spike (1310259-MS3)	**Source: 13J0666-04**			Prepared: 10/23/2013 Analyzed: 10/24/2013						
Chloride	21	1.0	mg/L	12.50	9.6	92	80-120			
Sulfate	13	5.0	mg/L	12.50	1.1	94	80-120			
Matrix Spike Dup (1310259-MSD1)	**Source: 13J0676-03**			Prepared & Analyzed: 10/23/2013						
Chloride	17	1.0	mg/L	12.50	5.5	95	80-120	0.3	10	
Sulfate	18	5.0	mg/L	12.50	6.5	96	80-120	0.5	10	
Matrix Spike Dup (1310259-MSD2)	**Source: 13J0691-01**			Prepared & Analyzed: 10/23/2013						
Chloride	17	1.0	mg/L	12.50	5.6	91	80-120	0.5	10	
Sulfate	15	5.0	mg/L	12.50	2.7	95	80-120	0.4	10	
Matrix Spike Dup (1310259-MSD3)	**Source: 13J0666-04**			Prepared: 10/23/2013 Analyzed: 10/24/2013						
Chloride	21	1.0	mg/L	12.50	9.6	92	80-120	0.09	10	
Sulfate	13	5.0	mg/L	12.50	1.1	94	80-120	0.02	10	

TURNER LABORATORIES INC.
2445 N. Coyote Drive, Suite 104
Tucson, Arizona 85745
(520) 882-5880
Fax: (520) 882-9788
www.turnerlabs.com

CHAIN OF CUSTODY/LABORATORY ANALYSIS REQUEST FORM

TURNER WORK ORDER # 1350695 DATE 10/23/13 PAGE 1 OF 1

PROJECT NAME Page Ranch #
CONTACT NAME Lloyd Wundrock
COMPANY NAME UA Risk Management Services
ADDRESS PO Box 210300, Tucson, AZ 85721-0300
PHONE 621-1790 FAX 621-3706
SAMPLER'S SIGNATURE

CIRCLE ANALYSIS REQUESTED AND/OR CHECK THE APPROPRIATE BOX

SAMPLE I.D.	DATE	TIME	LAB I.D.	SAMPLE MATRIX*	NUMBER OF CONTAINERS	Base Neutrals 625/8270	Acids	Volatile Organics 624/524.2/8260	TTHMS	HAA5	Pesticides 8081	PCB's 8082	NO_2	NO_3	TKN	Oil and Grease Grav. 1664A	VOA	TCLP Analysis Semi-VOA	TCLP	Pest.	Discolved	Metals Total	RCRA8	Total	Cyanide Amen.	WAD	SDWA-INORGANICS PRIMARY	SECONDARY	MPN	Coliform	pH	Cl	Cl_2	COD	TSS	BOD	Total Metals	Total Anion	504
MW #5	10/23/14	9:04		GW	9	X	X			X																										X	X	X

1. RELINQUISHED BY: Signature: L M Wundrock; Printed Name: LM WUNDROCK; Firm: UofA; Date/Time: 12:25/10-23-13

2. RECEIVED BY: Signature: [illegible]; Printed Name: [illegible]; Firm: WV/Idiots; Date/Time:

TURNAROUND REQUIREMENTS:
- [x] Standard (approx. 10 days)*
- [ ] Next Day [ ] 2 Day [ ] 5 Day*
- [ ] Email Preliminary Results To:

* Working Days

REPORT REQUIREMENTS:
- [ ] I. Routine Report
- [ ] II. Report (includes DUP, MS, MSD, as required, may be charged as samples)
- [x] III. Date Validation Report (Includes All Raw Data) Add 10% to invoice

INVOICE INFORMATION:
Account [ ] Y [ ] N
P.O. #
Bill to:

SAMPLE RECEIPT:
Total Containers 9
Temperature 1.7
[x] Wet Ice [ ] Blue Ice

3. RELINQUISHED BY: Signature: [illegible]; Printed Name: [illegible]; Firm: UofA; Date/Time: 10/23/13 13:09

4. RECEIVED BY: Signature: [illegible]; Printed Name: [illegible]; Firm: TURNER LABORATORIES, INC.; Date/Time: 10/23/13 1379

* LEGEND
- DW = DRINKING WATER
- GW = GROUNDWATER
- SD = SOLID
- SG = SLUDGE
- SL = SOIL
- ST = STORMWATER
- WW = WASTEWATER

SPECIAL INSTRUCTIONS/COMMENTS:

Compliance Analysis: [ ] Yes [ ] No	Custody Seals [ ]	Preservation Confirmation [x]
ADEQ Forms: [ ] Yes [ ] No	Container Intact [x]	Appropriate Head Space [x]
Mail ADEQ Forms: [ ] Yes [ ] No	COC / Labels Agree [x]	Received Within Hold Time [x]

Metals-Mn, Na Anions-Cl, SO4 QA/QC Level III Package
Hard Copy Report/Writable CD Send report to ADEQ electronically

Attachment 8 – Output of EPA On-line Tool for Gradient Calculation (CD only)

EPA On-line Tools for Site Assessment Calculation

Hydraulic Gradient -- Magnitude and Direction

Gradient Calculation from fitting a plane to as many as thirty points

$a\,x_1 + b\,y_1 + c = h_1$
$a\,x_2 + b\,y_2 + c = h_2$
$a\,x_3 + b\,y_3 + c = h_3$
. . .
$a\,x_{30} + b\,y_{30} + c = h_{30}$

where (x_i, y_i) are the coordinates of the well and
h_i is the head

$i = 1,2,3, \ldots , 30$
The coefficients a, b, and c are calculated by a least-squares fitting of the the data to a plane

The gradient is calculated from the square root of $(a^2 + b^2)$ and the angle from the arctangent of a/b or b/a depending on the quadrant

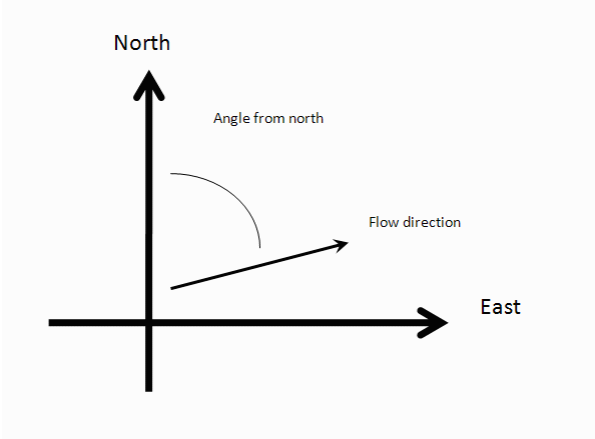

Inputs

Example Data Set 1 | Example Data Set 2 | Calculate | Clear
Save Data | Recall Data | Go Back

Site Name: PTRL
Date: 2/5/2014 Current Date
Calculation basis: Head
Coordinates: ft

I.D.	x-coordinate	y-coordinate	head ft
1) MW-2	1013980.26	585936.26	2978.05
2) MW-3	1014143.73	586332.77	2978.39
3) MW-4	1014583.06	585842.57	2977.66
4) MW-5	1014625.05	586409.13	2979.13
5)			
6)			
7)			
8)			
9)			
10)			
11)			
12)			
13)			
14)			
15)			
16)			
17)			
18)			
19)			
20)			
21)			
22)			
23)			
24)			
25)			
26)			
27)			
28)			
29)			
30)			

Results

Number of Points Used in Calculation	4
Max. Difference Between Head Values	0.4481
Gradient Magnitude (i)	0.001991
Flow direction as degrees from North (positive y axis)	187.0
Coefficient of Determination (R^2)	0.847

WCMS
Last updated on Thursday, January 10, 2013

Attachment 9 – Post-Closure Inspection and Maintenance/Repair Reports (CD only)

INSPECTION REPORT
PAGE-TROWBRIDGE RANCH LANDFILL

EPA I.D. 980665814

Month/Day/Year of Inspection: 06/21/2013 Time: 0607 hrs

Inspector's Name/Title: (print) LLOYD M. WUNDROCK

Inspector's Signature: Lloyd M. Wundrock

Inspection Procedure:

To properly inspect the facility, the Inspector must walk around the perimeter, noting any specific evidence of deterioration. The Inspector must then enter and walk the length and width of the enclosed landfill area. All inspection items listed below and on the reverse of this form must be completed.

INSPECTION ITEMS	YES	NO
ACCESS ROADS		
1. Is the condition of UA-owned roads used to access the site and those within the facility adequate to allow access by emergency vehicles?	X	
2. Is there excessive vegetation on facility access roads?		X
PERIMETER FENCING AND SIGNS		
1. Are the fences in good condition, free of fabric holes, downed fencing, bent poles, and digging under the fence base?	X	
2. Were all gates/locks closed upon arrival?	X	
2. Are all fence gates/locks operating properly?	X	
4. Is there excessive vegetation present around entrance gates?		X
5. Are all signs legible?	X	

1.

	YES	NO
FINAL COVER		
1. Are there any signs of integrity problems with the Unit A and Unit B final covers?		X
2. Is there any woody vegetation growth?		X
3. Does vegetation density/height support inspection and maintenance activity?	X	
DRAINAGE STRUCTURES		
1. Are there any signs of drainage structure integrity problems?		X
2. Are drainage structures at the site clear of any blockage from debris and/or excessive vegetation?	X	
SURVEY MONUMENTS		
1. Are survey monuments damaged?		X
2. Are there any signs of survey monument tampering?		X
GROUNDWATER MONITORING WELLS		
Are all monitoring well enclosures intact and secured?	X	
1. Is the concrete pad of each monitoring well intact and free of deterioration?	X	
3. Are groundwater samples being collected during this inspection?		X
If YES, complete the following:		
4. Does each well pumping assembly operate properly?		
5. Are all sounding tubes clear?		

If groundwater samples are collected during this inspection, use **Groundwater Sampling Log** to record all monitoring information.

MAINTENANCE/REPAIR REPORT
PAGE-TROWBRIDGE RANCH LANDFILL

EPA I.D. 980665814

Name/Title: (print) LLOYD M. WUNDRUCK / ESO

Signature: Lloyd M. Wundruck

Instructions:

Describe below the nature of the inspection deficiency and the action taken to correct the item. If the item represents a deficiency noted during a previous that has not been corrected, explain the reason for the corrective action delay.

DEFICIENCY	ACTION TAKEN	DATE

Comments:

1. DIGGING UNDER FENCE BY "PACK RAT" SIZED MAMMALS.
DUE TO SIZE, DOES NOT WARRANT ACTION.

LMW 06-21-2013

INSPECTION REPORT
PAGE-TROWBRIDGE RANCH LANDFILL

EPA I.D. 980665814

Month/Day/Year of Inspection: 07/08/2013 - Time: 0651

Inspector's Name/Title: (print) LLOYD M. WUNDROCK / ESO

Inspector's Signature: Lloyd M. Wundrock

Inspection Procedure:

To properly inspect the facility, the Inspector must walk around the perimeter, noting any specific evidence of deterioration. The Inspector must then enter and walk the length and width of the enclosed landfill area. All inspection items listed below and on the reverse of this form must be completed.

INSPECTION ITEMS	YES	NO
ACCESS ROADS		
1. Is the condition of UA-owned roads used to access the site and those within the facility adequate to allow access by emergency vehicles?	X	
2. Is there excessive vegetation on facility access roads?		X
PERIMETER FENCING AND SIGNS		
1. Are the fences in good condition, free of fabric holes, downed fencing, bent poles, and digging under the fence base?	X	
2. Were all gates/locks closed upon arrival?	X	
2. Are all fence gates/locks operating properly?	X	
4. Is there excessive vegetation present around entrance gates?		X
5. Are all signs legible?	X	

	YES	NO
FINAL COVER		
1. Are there any signs of integrity problems with the Unit A and Unit B final covers?		X
2. Is there any woody vegetation growth?		X
3. Does vegetation density/height support inspection and maintenance activity?	X	
DRAINAGE STRUCTURES		
1. Are there any signs of drainage structure integrity problems?		X
2. Are drainage structures at the site clear of any blockage from debris and/or excessive vegetation?	X	
SURVEY MONUMENTS		
1. Are survey monuments damaged?		X
2. Are there any signs of survey monument tampering?		X
GROUNDWATER MONITORING WELLS		
1. Are all monitoring well enclosures intact and secured?	X	
1. Is the concrete pad of each monitoring well intact and free of deterioration?	X	
3. Are groundwater samples being collected during this inspection?		X
If **YES**, complete the following:		
4. Does each well pumping assembly operate properly?		
5. Are all sounding tubes clear?		

If groundwater samples are collected during this inspection, use **Groundwater Sampling Log** to record all monitoring information.

MAINTENANCE/REPAIR REPORT
PAGE-TROWBRIDGE RANCH LANDFILL

EPA I.D. 980665814

Name/Title: (print) LLOYD M. WUNDROCK / ESO

Signature: Lloyd M. Wundrock

Instructions:

Describe below the nature of the inspection deficiency and the action taken to correct the item. If the item represents a deficiency noted during a previous that has not been corrected, explain the reason for the corrective action delay.

DEFICIENCY	ACTION TAKEN	DATE
1.		
SOIL TO BE		
REMOVED FROM		
BASE OF GWMW #3		
PROTECTIVE COVER		
BASE		

Comments:

INSPECTION REPORT
PAGE-TROWBRIDGE RANCH LANDFILL

EPA I.D. 980665814

Month/Day/Year of Inspection: 08/29/2013 - Time: 0707hrs

Inspector's Name/Title: (print) LLOYD M. WUNDROCK / ESO

Inspector's Signature: Lloyd M. Wundrock

Inspection Procedure:

To properly inspect the facility, the Inspector must walk around the perimeter, noting any specific evidence of deterioration. The Inspector must then enter and walk the length and width of the enclosed landfill area. All inspection items listed below and on the reverse of this form must be completed.

INSPECTION ITEMS	YES	NO
ACCESS ROADS		
1. Is the condition of UA-owned roads used to access the site and those within the facility adequate to allow access by emergency vehicles?	X	
2. Is there excessive vegetation on facility access roads?		X
PERIMETER FENCING AND SIGNS		
1. Are the fences in good condition, free of fabric holes, downed fencing, bent poles, and digging under the fence base?	X	
2. Were all gates/locks closed upon arrival?	X	
2. Are all fence gates/locks operating properly?	X	
4. Is there excessive vegetation present around entrance gates?		X
5. Are all signs legible?	X	

	YES	NO
FINAL COVER		
1. Are there any signs of integrity problems with the Unit A and Unit B final covers?		X
2. Is there any woody vegetation growth?		X
3. Does vegetation density/height support inspection and maintenance activity?	X	
DRAINAGE STRUCTURES		
1. Are there any signs of drainage structure integrity problems?		X
2. Are drainage structures at the site clear of any blockage from debris and/or excessive vegetation?	X	
SURVEY MONUMENTS		
1. Are survey monuments damaged?		X
2. Are there any signs of survey monument tampering?		X
GROUNDWATER MONITORING WELLS		
Are all monitoring well enclosures intact and secured?	X	
1. Is the concrete pad of each monitoring well intact and free of deterioration?	X	
3. Are groundwater samples being collected during this inspection?		X
If **YES**, complete the following:		
4. Does each well pumping assembly operate properly?		
5. Are all sounding tubes clear?		

If groundwater samples are collected during this inspection, use **Groundwater Sampling Log** to record all monitoring information.

MAINTENANCE/REPAIR REPORT
PAGE-TROWBRIDGE RANCH LANDFILL

EPA I.D. 980665814

Name/Title: (print) LLOYD M. WUNDROCK / ESO

Signature: Lloyd M. Wundrock

Instructions:

Describe below the nature of the inspection deficiency and the action taken to correct the item. If the item represents a deficiency noted during a previous that has not been corrected, explain the reason for the corrective action delay.

DEFICIENCY	ACTION TAKEN	DATE
EXCESSIVE	NEED TO REMOVE	
RODENT	ANIMALS WITH	
BURROWING	CONSULT / JOHN	
AROUND GMW-3	ADAMS OF BEQ	
CONCRETE PAD		

Comments:
ACTION PENDING

INSPECTION REPORT
PAGE-TROWBRIDGE RANCH LANDFILL

EPA I.D. 980665814

Month/Day/Year of Inspection: 09/27/2013 - Time: 12:13

Inspector's Name/Title: (print) LLOYD M. WINDROCK / ESD

Inspector's Signature: Lloyd M. Windrock

Inspection Procedure:

To properly inspect the facility, the Inspector must walk around the perimeter, noting any specific evidence of deterioration. The Inspector must then enter and walk the length and width of the enclosed landfill area. All inspection items listed below and on the reverse of this form must be completed.

INSPECTION ITEMS	YES	NO
ACCESS ROADS		
1. Is the condition of UA-owned roads used to access the site and those within the facility adequate to allow access by emergency vehicles?	X	
2. Is there excessive vegetation on facility access roads?		X
PERIMETER FENCING AND SIGNS		
1. Are the fences in good condition, free of fabric holes, downed fencing, bent poles, and digging under the fence base?	X	
2. Were all gates/locks closed upon arrival?	X	
2. Are all fence gates/locks operating properly?	X	
4. Is there excessive vegetation present around entrance gates?		X
5. Are all signs legible?	X	

FINAL COVER	YES	NO
1. Are there any signs of integrity problems with the Unit A and Unit B final covers?		X
2. Is there any woody vegetation growth?		X
3. Does vegetation density/height support inspection and maintenance activity?	X	
DRAINAGE STRUCTURES		
1. Are there any signs of drainage structure integrity problems?		X
2. Are drainage structures at the site clear of any blockage from debris and/or excessive vegetation?	X	
SURVEY MONUMENTS		
1. Are survey monuments damaged?		X
2. Are there any signs of survey monument tampering?		X
GROUNDWATER MONITORING WELLS		
Are all monitoring well enclosures intact and secured?	X	
1. Is the concrete pad of each monitoring well intact and free of deterioration?	X	
3. Are groundwater samples being collected during this inspection?		X
If **YES**, complete the following:		
4. Does each well pumping assembly operate properly?		
5. Are all sounding tubes clear?		

If groundwater samples are collected during this inspection, use **Groundwater Sampling Log** to record all monitoring information.

MAINTENANCE/REPAIR REPORT
PAGE-TROWBRIDGE RANCH LANDFILL

EPA I.D. 980665814

Name/Title: (print) LLOYD M. WUNDROCK / ESO

Signature: Lloyd M. Wundrock

Instructions:

Describe below the nature of the inspection deficiency and the action taken to correct the item. If the item represents a deficiency noted during a previous that has not been corrected, explain the reason for the corrective action delay.

DEFICIENCY	ACTION TAKEN	DATE
RODENT ISSUE		
@ GWMW#3	NONE TO DATE	

Comments:

INSPECTION REPORT
PAGE-TROWBRIDGE RANCH LANDFILL

EPA I.D. 980665814

Month/Day/Year of Inspection: 11/26/2013 - Time: 0829

Inspector's Name/Title: (print) LLOYD M. WUNDROCK / ESO

Inspector's Signature: Lloyd M. Wundrock

Inspection Procedure:

To properly inspect the facility, the Inspector must walk around the perimeter, noting any specific evidence of deterioration. The Inspector must then enter and walk the length and width of the enclosed landfill area. All inspection items listed below and on the reverse of this form must be completed.

INSPECTION ITEMS	YES	NO
ACCESS ROADS		
1. Is the condition of UA-owned roads used to access the site and those within the facility adequate to allow access by emergency vehicles?	X	
2. Is there excessive vegetation on facility access roads?		X
PERIMETER FENCING AND SIGNS		
* 1. Are the fences in good condition, free of fabric holes, downed fencing, bent poles, and digging under the fence base?	X	
2. Were all gates/locks closed upon arrival?	X	
** 2. Are all fence gates/locks operating properly?	X	
4. Is there excessive vegetation present around entrance gates?		X
5. Are all signs legible?	X	

	YES	NO
FINAL COVER		
1. Are there any signs of integrity problems with the Unit A and Unit B final covers?		X
2. Is there any woody vegetation growth?		X
3. Does vegetation density/height support inspection and maintenance activity?	X	
DRAINAGE STRUCTURES		
1. Are there any signs of drainage structure integrity problems?		X
2. Are drainage structures at the site clear of any blockage from debris and/or excessive vegetation?	X	
SURVEY MONUMENTS		
1. Are survey monuments damaged?		X
2. Are there any signs of survey monument tampering?		X
GROUNDWATER MONITORING WELLS		
Are all monitoring well enclosures intact and secured?	X	
1. Is the concrete pad of each monitoring well intact and free of deterioration?	X	
3. Are groundwater samples being collected during this inspection?		X
If **YES**, complete the following:		
4. Does each well pumping assembly operate properly?		
5. Are all sounding tubes clear?		

If groundwater samples are collected during this inspection, use **Groundwater Sampling Log** to record all monitoring information.

MAINTENANCE/REPAIR REPORT
PAGE-TROWBRIDGE RANCH LANDFILL

EPA I.D. 980665814

Name/Title: (print) LLOYD M. WUNDROCK / ESO

Signature: Lloyd M. Wundrock

Instructions:

Describe below the nature of the inspection deficiency and the action taken to correct the item. If the item represents a deficiency noted during a previous that has not been corrected, explain the reason for the corrective action delay.

	DEFICIENCY	ACTION TAKEN	DATE
*	DIGGING UNDER FENCE		
	→	ONLY SMALL RODENTS	
*#		REPLACED MASTERLOCK	
		VANDALIZED IN	
		SEPTEMBER.	
		TWO UA, RMS LOCKS	
		IN SERIES	

Comments: