THE UNIVERSITY OF ARIZONA.

Risk Management Services
Administrative Services
Division of Business Affairs

University Services Annex 300B
220 W Sixth St., East Building 2nd Floor
P.O. Box 210300
Tucson, AZ 85721-0300
Tel: (520) 621-1790
Fax: (520) 621-3706
http://risk.arizona.edu/

July 13, 2015

Mr. Anthony Leverock, Supervisor
Arizona Department of Environmental Quality
Hazardous Waste Permits Unit, Waste Programs Division
1110 West Washington Street
Phoenix, Arizona 85007

Subject: Semi-Annual Monitoring Report
November 2014 - June 2015
UA, Page-Trowbridge Ranch Landfill (PTRL), EPA ID No. AZD980665814
Pinal County, Arizona

Dear Mr. Leverock,

Enclosed please find the Semi-Annual Monitoring Report for the Page-Trowbridge Ranch Landfill, as required by the Post Closure Permit for this site. If you or other ADEQ staff have any questions or comments, please contact me at (520) 621-1790 or sholland@email.arizona.edu.

OWNER'S CERTIFICATION

I certify under penalty of law that this document and all attachments were prepared under my direction or supervision in accordance with a system designed to assure that qualified personnel properly gather and evaluate the information submitted. Based upon my inquiry of the person or persons who manage the system, or those persons directly responsible for gathering the information, the information submitted is, to the best of my knowledge and belief, true, accurate, and complete. I am aware that there are significant penalties for submitting false information, including the possibility of fine and imprisonment for knowing violations.

Signed: Steven Holland Date: 7/13/2015

Steven C. Holland, Assistant Vice President
Department of Risk Management Services
University of Arizona

Cc: Erik Lohman, ADOA-RMD
Doug Brown, ADOA-RMD
Julie Hamilton, AMEC – Phoenix office

July 13, 2015
Project No. 1420142025

Mr. Steven C. Holland, Assistant Vice President
Department of Risk Management Services
University of Arizona

Subject: Semi-Annual Monitoring Report
November 2014 to June 2015
Page Trowbridge Ranch Landfill
Pinal County, Arizona

Dear Mr. Holland,

This Semi-Annual Monitoring Report summarizes monitoring activities conducted at Page Trowbridge Ranch Landfill (PTRL) from November 5, 2014 to June 19, 2015 (i.e., the November 2014 through June 2015 semi-annual reporting period). Amec Foster Wheeler Environment & Infrastructure, Inc. (formerly AMEC Environment & Infrastructure, Inc.) prepared this Semi-Annual Monitoring Report for submittal to the Arizona Department of Environmental Quality for the University of Arizona (UA) who is responsible for ongoing post-closure care of PTRL.

Semi-annual monitoring activities performed at PTRL during the reporting period consist of soil vapor extraction (SVE) system operation, collection of soil vapor samples for analysis, groundwater elevation measurement, collection of groundwater samples for analysis, and post-closure inspections. Figure 1 shows the locations of groundwater and soil vapor monitoring points, as well as the location of the SVE system. This report presents operation of the SVE system first, followed by the presentation of groundwater and soil vapor monitoring data collected during the reporting period.

Operation of the SVE system and collection of operational data were performed by UA personnel in accordance with the Operation and Maintenance Manual (O&M Manual; AMEC, 2013[1]). Groundwater and soil vapor monitoring activities were performed by UA personnel in accordance with the Post-Closure Period Expanded Groundwater Detection Monitoring Plan (Hydro Geo Chem, Inc., 2012[2]). Post-closure inspection was conducted by UA personnel in accordance with the Post-Closure Inspection and Maintenance Plan (UA, 2012[3]).

---

[1] AMEC Environment & Infrastructure, Inc. (AMEC), 2013. *Operation and Maintenance Manual, Soil Vapor Extraction System.* Page-Trowbridge Ranch Landfill. Pinal County, Arizona. April 2013.

[2] Hydro Geo Chem, Inc., 2012. *Post-Closure Period Expanded Groundwater Detection Monitoring Plan.* Page-Trowbridge Ranch Landfill. Pinal County, Arizona. March 29, 2013.

[3] University of Arizona (UA), 2012. *Post-Closure Inspection and Maintenance Plan.* Included as Appendix D of the *Final renewal Application for Hazardous Waste Post Closure Permit.* Page-Trowbridge Ranch Landfill. Pinal County, Arizona. EPA ID No. AZD 980 665 814. March 2012.

4600 East Washington Street, Suite 600
Phoenix, Arizona 85034-1917
(602) 733-6000 Phone
(602) 733-6100 Facsimile
www.amecfw.com

1.0 OPERATION OF SVE SYSTEM

The SVE system operated throughout the reporting period with the following exceptions: a scheduled suspension of operation between November 5, 2014 when the SVE system was manually shut down and March 6, 2015 when it was manually restarted; the system was manually shutdown for the period on June 19, 2015. The SVE system was operated in a pulsed mode to assist in detecting potential threats to groundwater quality, per the Operation and Maintenance Manual (AMEC, 2013).

During SVE operation, soil vapor well SGS-Well was used for extraction, while well SGD-Well was used for air injection. The SVE system was monitored approximately weekly when it was in operation. Field log sheets completed during weekly visits are included in Attachment 1. A quarterly field log sheet completed during the June 19, 2015 visit is also included in Attachment 1. The SVE run time is tabulated in Table 1. When the SVE system is in operation, the percentage of run time is generally 30%-40% of the elapsed hours between monitoring events, which is mostly a function of available solar power (there is no other power source at the site). The calculated operating percentage for the reporting period presented in Table 1 includes the scheduled shutdown time period and thus appears lower than percentages calculated when the system was in operation. Instantaneous flow rates, cumulative volumes, and time-averaged flow rates are also reported in Table 1. The time-averaged extraction rate (for SGS-Well) and injection rate (for SGD-Well) during the reporting period were 18.75 and 5.02 standard cubic feet per minute (scfm), respectively. The extraction flow rate for the SGS-Well and SGD-Wells were above the minimum rates (9.75 scfm and 3.75 scfm respectively) presented in the O&M Manual. The SVE system will continue to operate to satisfy site O&M Manual requirements, including minimum 12-month rolling averages for extraction and injection flow rates.

SVE process samples were collected during the reporting period from the SVE system at sample ports before the vapor-phase granular activated carbon treatment vessels (influent), between the two treatment vessels (between-vessel), and after the treatment vessels (effluent) on March 10, 2015, April 2, 2015, May 07, 2015 and June 19, 2015. These soil vapor samples were submitted to Turner Laboratories, an Arizona Department of Health Services-licensed laboratory (License Number AZ0066) in Tucson, Arizona for analysis of volatile organic compounds (VOCs) using U.S. Environmental Protection Agency (EPA) Method TO-15. Laboratory reports for these soil vapor samples are included in Attachments 2 through 5. Chain of Custody forms are at the end of each laboratory report. Analytical results for the influent and effluent samples are presented in Table 2. Table 2 compares the results of influent samples to the seven VOCs with site threshold concentrations. The SVE influent results were compared to the thresholds designated for the SGS-Well as this is the extraction well; none of the constituents were above site thresholds set for the SGS-Well. These thresholds were developed to prompt additional actions to investigate whether groundwater quality may be impacted by releases from the landfill. The results for between-vessel samples are presented in the laboratory reports. Data quality reviews for each laboratory report are included in the referenced attachments.

2.0 SOIL VAPOR MONITORING ACTIVITIES AND RESULTS

The soil vapor monitoring network consists of two groundwater monitoring wells (MW-2 and MW-5), two soil vapor process wells (SGS-Well and SGD-Well), and four soil vapor monitoring points: SGS-SP, SGD-SP, SGD-MP, and SGD-DP, as shown on Figure 1. Groundwater monitoring wells MW-2 and MW-5 are equipped with down-hole inflatable packers that, when inflated, isolate the screened interval above the water table and thus allow soil vapor samples to be collected from these wells.

Semi-annual soil vapor monitoring was performed on April 22, 2015 while the SVE system was in operation. Soil vapor samples were collected from MW-2, MW-5, SGS-SP, SGD-SP, SGD-MP, and SGD-DP. A soil vapor sample was not collected from SGS-Well on April 22, 2015, as this sampling location is analogous to the SVE influent in the current operating configuration. The SGD-well was being used for air injection and therefore was not sampled either. The soil vapor samples were submitted to Turner Laboratories for analysis of VOCs using EPA Method TO-15. The laboratory report and data quality review for these soil vapor samples are included in Attachment 6. Chain of Custody forms are at the end of the laboratory report. The soil vapor sampling logs are included in Attachment 7. The analytical results for the soil vapor samples collected during the reporting period are tabulated in Table 3 and graphically presented in Figures 2a through 2t.

Table 4 presents site threshold concentrations for additional actions for seven VOCs. These thresholds were developed to prompt additional actions to investigate whether groundwater quality may be impacted by releases from the landfill. The detected concentrations of VOCs in soil vapor samples collected on April 22, 2015 and in the SVE influent are compared to site thresholds. No VOCs were detected at concentrations equal to or higher than site thresholds. It should be noted that the primary and duplicate vapor samples collected from SGD-MP on April 22, 2015 indicate that chloroform was below the site threshold (140 milligram per cubic meter) for the first time since October of 2011.

3.0 GROUNDWATER MONITORING ACTIVITIES AND RESULTS

The groundwater monitoring network consists of four groundwater monitoring wells MW-2, MW-3, MW-4, and MW-5, as shown on Figure 1. On April 22, 2015, groundwater elevations were measured and groundwater samples were collected from MW-2, MW-3, MW-4, and MW-5. The samples were sent to Turner Laboratories and analyzed for the following parameters:

- Sodium and manganese by EPA Method 200.7
- Chloride and sulfate by EPA Method 300.0
- VOCs by EPA Method 524.2
- Semi-volatile organic compounds by EPA Method 8270C
- Organochlorine pesticides by EPA Method 8081
- Ethylene Dibromide (EDB), 1,2-Dibromo-3-chloropropane (DBCP) and 1,2,3-TCP by EPA Method 504.1

The groundwater sampling logs are included in Attachment 8. The laboratory reports for the groundwater samples are included in Attachment 9. The Chain of Custody forms are at the end of the laboratory reports. EPA Method 504.1 was added in October 2013 as analytical methods from previous groundwater sampling events were not capable of analyzing DBCP and EDB which are listed in the Resource Conservation and Recovery Act permit for the landfill.

Groundwater elevation measurements collected on April 22, 2015 are summarized in Table 5 and are graphically presented on Figure 3. These data indicate that groundwater flow direction is toward the southeast. Using the EPA online tool for gradient calculation[4], the horizontal hydraulic gradient is estimated to be approximately 0.005 feet per foot, while groundwater flow direction is approximately 154 degrees from North, toward the southeast. The output of the EPA online tool is included as Attachment 10. The field parameters collected during groundwater sampling are summarized in Table 6. Analytical results for the groundwater samples are presented in Table 7. These results are compared to the alert levels for inorganic and organic constituents in Tables 8 and 9, respectively. None of the compounds were detected at concentrations higher than their alert levels.

4.0 POST-CLOSURE INSPECTION

Post-closure inspections were conducted on March 2, 2015 and May 29, 2015. The inspection and maintenance/repair reports are included in Attachment 11. During the March 2, 2015 visit two silt dams were replaced upstream of the west culvert and four silt dams were replaced upstream of the south culvert due to deterioration of the existing silt dams.

5.0 NON-ROUTINE MAINTENANCE ACTIVITIES

Non-routine maintenance activities conducted during the reporting period included servicing of in-well equipment at both MW-3 and MW-4, installation of remote monitoring equipment and replacement of flow measurement devices on the SVE system and replacement of silt dams. Servicing of in-well equipment included replacement of the sounding pipe and submersible pump and motor in MW-4 on March 4, 2015 and replacement of the sounding pipe, submersible pump and motor and electrical wire at MW-3 on March 25, 2015. Additionally, discharge pipe showing signs of wear was also replaced. Remote monitoring equipment, including a sensor to indicate system status (Operational or Non-operational) and a cellular modem to allow remote communication with the system, were installed during the period. Existing Pitot tubes and Magnehelic™ gages used to measure influent (extraction) and effluent (injection) flow rates were replaced due to age during the period. As discussed in Section 4.0, silt dams showing signs of degradation were also replaced.

[4] EPA Online Tools for Site Assessment Calculation – Gradient Calculation, (accessed on June 17, 2014) http://www.epa.gov/athens/learn2model/part-two/onsite/gradient4plus-ns.html

If you have any questions or comments regarding this report, please contact Douglas Fisher at (602) 733-6042 or douglas.fisher@amecfw.com.

Respectfully submitted,

Amec Foster Wheeler
Environment & Infrastructure, Inc.



Douglas Fisher, PE
Senior Engineer

Enclosures:

Table 1 –SVE Operation Data
Table 2 – Analytical Results for Soil Vapor Samples from SVE System
Table 3 – Analytical Results for Soil Vapor Samples at Soil Vapor Monitoring Points
Table 4 – Thresholds for Additional Actions for Soil Vapor Samples
Table 5 – Groundwater Elevations
Table 6 – Groundwater Field Parameters
Table 7 – Analytical Results for Groundwater Samples
Table 8 – Alert Levels for Organic Constituents in Groundwater Samples
Table 9 – Alert Levels for Inorganic Constituents in Groundwater Samples

Figure 1 - Groundwater and Soil Vapor Monitoring Points
Figure 2a - SGS-SP Carbon Tetrachloride and Chloroform Concentration Trends
Figure 2b - SGS-SP DCE and Methylene Chloride Concentration Trends
Figure 2c - SGS-SP PCE and TCE Concentration Trends
Figure 2d - SGS-SP Trichlorofluoromethane and 1,1,2- Trichlorotrifluoroethane Concentration Trends
Figure 2e - SGS-Well Carbon Tetrachloride and Chloroform Concentration Trends
Figure 2f - SGS- Well 1,1-DCE and Methylene Chloride Concentration Trends
Figure 2g - SGS-Well PCE and TCE Concentration Trends
Figure 2h - SGS-Well Trichlorofluoromethane and 1,1,2- Trichlorotrifluoroethane Concentration Trends
Figure 2i - SGD-SP Carbon Tetrachloride and Chloroform Concentration Trends
Figure 2j - SGD-SP 1,1-DCE and Methylene Chloride Concentration Trends
Figure 2k - SGD-SP PCE and TCE Concentration Trends
Figure 2l - SGD-SP Trichlorofluoromethane and 1,1,2- Trichlorotrifluoroethane Concentration Trends
Figure 2m - SGD-MP Carbon Tetrachloride and Chloroform Concentration Trends
Figure 2n - SGD-MP 1,1-DCE and Methylene Chloride Concentration Trends
Figure 2o - SGD-MP PCE and TCE Concentration Trends
Figure 2p - SGD-MP Trichlorofluoromethane and 1,1,2- Trichlorotrifluoroethane Concentration Trends
Figure 2q - SGD-DP Carbon Tetrachloride and Chloroform Concentration Trends
Figure 2r - SGD-DP 1,1-DCE and Methylene Chloride Concentration Trends
Figure 2s - SGD-DP PCE and TCE Concentration Trends
Figure 2t - SGD-DP Trichlorofluoromethane and 1,1,2- Trichlorotrifluoroethane Concentration Trends
Figure 3 - Groundwater Elevations – April 22, 2015

Attachment 1 - Weekly and Quarterly Field Log Sheets (CD only)
Attachment 2 - Laboratory Reports for March 2015 SVE Process Samples (CD only)
Attachment 3 - Laboratory Reports for April 2015 SVE Process Samples (CD only)
Attachment 4 - Laboratory Reports for May 2015 SVE Process Samples (CD only)
Attachment 5 - Laboratory Reports for June 2015 SVE Process Samples (CD only)
Attachment 6 - Laboratory Reports for April 2015 Soil Vapor Samples (CD only)

Enclosures (Continued):

Attachment 7 - Soil Vapor Sampling Logs (CD only)
Attachment 8 - Groundwater Sampling Logs (CD only)
Attachment 9 - Laboratory Reports for April 2015 Groundwater Samples (CD only)
Attachment 10 - Output of EPA Online Tool for Gradient Calculation (CD only)
Attachment 11 - Post Closure Inspection and Maintenance/Repair Reports (CD Only)

TABLES

TABLE 1
SVE Operation Data
Semi-Annual Monitoring Report
Page-Trowbridge Ranch Landfill
Pinal County, Arizona

Date	Hour Meter Reading (hours)		Elapsed Time (hours)	Run Time (hours)		Percentage of Operation		Instantaneous Flow Rate (scfm)		Volume for the Period (ft^3)		Cumulative Volume (ft^3)		Time-Averaged Flow Rate (scfm)		Comments
	SGS-Well	SGD-Well	SGS-Well	SGS-Well	SGD-Well	SGS-Well	SGD-Well	SGS-Well	SGD-Well	SGS-Well	SGD-Well	SGS-Well	SGD-Well	SGS-Well	SGD-Well	
11/5/2014	2,171.8	12,326.8										63,089,037	21,115,021			System Shutdown
3/6/2015	2,171.8	12,326.8										63,089,037	21,115,021			System Started
3/10/2015	2,205.9	12,355.3	3000	34	29	1%	1%	80	34	163,874	58,401	63,252,911	21,173,422	1	0	
3/24/2015	2,255.3	12,394.1	336	49	39	15%	12%	80	34	237,401	79,507	63,490,313	21,252,929	12	4	
4/2/2015	2,309.2	12,440.1	216	54	46	25%	21%	80	34	259,027	94,261	63,749,340	21,347,190	20	7	
4/10/2015	2,391.6	12,519.4	192	82	79	43%	41%	80	34	395,989	162,498	64,145,329	21,509,688	34	14	
4/20/2015	2,587.5	12,633.8	240	196	114	82%	48%	84	42	983,298	287,109	65,128,627	21,796,797	68	20	
4/27/2015	2,679.6	12,694.7	168	92	61	55%	36%	105	38	581,696	139,523	65,710,323	21,936,321	58	14	
5/7/2015	2,797.3	12,780.3	240	118	86	49%	36%	107	34	753,102	175,408	66,463,425	22,111,729	52	12	
5/18/2015	3,001.7	12,899.7	264	204	119	77%	45%	107	34	1,307,851	244,669	67,771,276	22,356,398	83	15	
6/19/2015	3,220.8	13,070.6	768	219	171	29%	22%	108	38	1,419,768	391,536	69,191,044	22,747,934	31	8	System Shutdown
November 2014 to June 2015			5,424	1049	744	19%	14%					6,102,007	1,632,913	18.75	5.02	
Minimum Time-Averaged Flow Rate (scfm)														9.25	3.75	

Abbreviations:
ft^3 = cubic feet
scfm = standard cubic feet per minute
na = not available

TABLE 2

Analytical Results for Soil Vapor Samples from SVE System [1,2]
Semi-Annual Monitoring Report
Page-Trowbridge Ranch Landfill
Pinal County, Arizona
Concentrations shown in milligrams per cubic meter (mg/m^3)

Analyte / Sample Date	Thresholds[4]	Influent to Treatment Vessels				Effluent from Treatment Vessels			
		3/10/2015	4/2/2015	5/4/2015	6/19/2015	3/10/2015	4/2/2015	5/4/2015	6/19/2015
VOCs with Thresholds									
Carbon tetrachloride	850	6.6	8.4	9.7	5.1	0.008 U	0.008 U	0.79 U	0.42 U
Chloroform	900	190	190	260	140	0.076	0.026	0.61 U	1.3
1,1-Dichloroethene	2160	0.54	0.85	0.83	0.54 U	0.005 U	0.005 U	0.5 U	0.26 U
Methylene chloride	530	0.42	5.5 U	7.1 U	4.8 U	0.045 U	0.045 U	4.4 U	2.3 U
Tetrachloroethene	130	1.3	1.5	1.7	0.96	0.008 U	0.008 U	0.85 U	0.45 U
Trichloroethene	330	3.9	4.2	5.7	3.2	0.006 U	0.006 U	0.67 U	0.36 U
Trichlorofluoromethane (Freon 11)	3870	75	140	130	57	0.0088	0.007 U	150	93
Other Detected VOCs [3]									
1,2,4-Trimethylbenzene	na [5]	0.31 U	0.78 U	1.0 U	0.67 U	0.006 U	0.0082	0.620 U	0.3 U
1,2-Dichloroethane	na	2.4	1.4 J	3.0	1.8	0.005 U	0.005 UJ	0.51 U	0.27 U
1,2-Dichloropropane	na	0.46	0.74 U	1.0 U	0.63 U	0.006 U	0.005 U	0.58 U	0.31 U
4-Ethyltoluene	na	0.31 U	0.78 U	1 U	0.67 U	0.006 U	0.0086	0.62 U	0.33 U
Ethanol	na	0.47 U	130 J	25	5.6	0.009 U	0.023	6.6	0.68
Ethyl Benzene		0.27 U	1.2	0.9 U	0.59 U	0.005 U	0.0085	0.54 U	0.29 U
Freon 113		6.3	9.8	9.00	4.5	0.009 U	0.009 U	0.96 U	3.5
Freon 114	na	0.44 U	1.1 U	1.4 U	0.96 U	0.009 U	0.009 U	0.88 U	0.47 U
Freon 12	na	2.4	3.6	3.8	1.6	0.006 U	1.6	1.8	1.7
Heptane		0.26 U	0.65 U	0.84 U	3.5	0.005 U	0.005 U	0.51 U	0.27
Hexane		0.22 U	0.56 U	0.72 U	0.78	0.004 U	0.004 U	0.44 U	0.24 U
m,p-Xylene	na	0.27 U	4.0	0.9 U	0.6 U	0.0059	0.027	0.54 U	0.29 U
o-Xylene	na	0.27 U	1.6	0.89 U	0.59 U	0.005 U	0.0097	0.54 U	0.29 U
Tetrahydrofuran	na	0.18 U	0.47 U	0.6 U	0.4 U	0.003 U	0.0068	0.37 U	0.2 U
Toluene	na	0.24 U	6.6	0.86	4.7	0.011	0.045	0.47 U	1.7

Notes
1. Data qualifiers are as follows:
   J = result is estimated.
   U = analyte not detected at reporting limit indicated.
   UJ = analyte not detected at estimated reporting limit indicated.
2. Volatile organic compounds (VOCs) analyzed by EPA Method TO-15.
3. Only VOCs with detections are listed; reporting limits for non-detects can be found in the laboratory reports.
4. Influent results are compared to threshold values for SGS-Well.
5. na = not applicable
6. NS = not sampled

TABLE 3
Analytical Results for Soil Vapor Samples at Soil Vapor Monitoring Points [1,2,3,4]
Semi-Annual Monitoring Report
Page-Trowbridge Ranch Landfill
Pinal County, Arizona

Concentrations shown in milligrams per cubic meter (mg/m^3)

	SGS-SP		SGD-SP		SGD-MP		SGD-MP DUP.		SGD-DP		MW-2		MW-5	
Analyte / Sample Date	**Thresholds**	**4/22/2015**	**Thresholds**	**4/22/2015**	**Thresholds**	**4/22/2015**	**4/22/2015**		**Thresholds**	**4/22/2015**	**Thresholds**	**4/22/2015**	**Thresholds**	**4/22/2015**
VOCs with Thresholds														
Carbon tetrachloride	450	0.24	180	4.9	130	0.064	0.053		130	2.1	6	0.034	6	0.012
Chloroform	480	5	210	150	140	1.9	1.8		140	9.6	12	0.006 U	12	0.0061 U
1,1-Dichloroethene	1150	0.025	470	0.51 U	340	0.005 U	0.0052	U	340	0.22 U	7	0.0048 U	7	0.005 U
Methylene chloride	280	0.11 U	120	4.4 U	80	0.044 U	0.046	U	80	1.9 U	1	0.042 U	1	0.043 U
Tetrachloroethene	70	0.14	30	1.5	20	0.065	0.063		20	0.38 U	4	0.0083 U	4	0.0085 U
Trichloroethene	180	0.24	80	4.6	50	0.24	0.24		50	1.3	2	0.0066 U	2	0.0067 U
Trichlorofluoromethane (Freon-11)	2060	1.6	860	57	640	0.15	0.14		640	51	596	0.74	596	0.76
Other Detected VOCs [5]														
1,2-Dichloroethane	na	0.043	na	0.52 U	na	0.0051 U	0.0053	U	na	0.23 U	na	0.005 U	na	0.005 U
1,2-Dichloropropane	na	0.014	na	0.59 U	na	0.0059 U	0.0061	U	na	0.26 U	na	0.0057 U	na	0.0058 U
Acetone	na	0.075 U	na	3 U	na	0.03 U	0.031	U	na	1.3 U	na	0.034	na	0.048
Carbon Disulfide	na	0.071	na	1.6 U	na	0.016 U	0.016	U	na	0.70 U	na	0.015 U	na	0.016 U
Chloromethane	na	0.074	na	2.6 U	na	0.026 U	0.027	U	na	1.2 U	na	0.025 U	na	0.026 U
Cyclohexane	na	0.011	na	0.44 U	na	0.0044 U	0.0045	U	na	0.19 U	na	0.0042 U	na	0.0043 U
Ethanol	na	0.024 U	na	24	na	0.053	0.043		na	9.7	na	0.0095	na	0.011
Freon 113	na	0.12	na	2.0	na	0.0097 U	0.01	U	na	1.3	na	0.016	na	0.014
Freon 12	na	0.035	na	3.0	na	0.0063 U	0.0065	U	na	1.7	na	0.033	na	0.0076
Hexane	na	0.011 U	na	0.45 U	na	0.0045 U	0.0046	U	na	0.20 U	na	0.0043 U	na	0.052
m,p-Xylene	na	0.014 U	na	0.62	na	0.0055 U	0.0061		na	0.24 U	na	0.0053	na	0.0059
Tetrahydrofuran	na	0.0093 U	na	0.38 U	na	0.0037 U	0.0039	U	na	0.16 U	na	0.0036 U	na	0.007
Toluene	na	0.012 U	na	1.2	na	0.0048 U	0.0050	U	na	0.52	na	0.0046 U	na	0.027

Notes
1. Data qualifiers are as follows:
   U = analyte not detected at reporting limit indicated.
2. Volatile organic compounds (VOCs) analyzed by EPA Method TO-15.
3. Dup = field duplicate sample.
4. Bold values indicate detected concentrations equal to or higher than threshold levels.
5. Only VOCs with detections are listed; reporting limits for non-detects can be found in the laboratory reports.

TABLE 4
Thresholds for Additional Actions for Soil Vapor Samples
Semi-Annual Monitoring Report
Page-Trowbridge Ranch Landfill
Pinal County, Arizona

Compound	SGS-Well/SVE Influent	SGS-SP	SGD-SP	SGD-MP	SGD-DP	MW-2	MW-5
Carbon tetrachloride	850	450	180	130	130	6	6
Chloroform	900	480	210	140	140	12	12
1,1-Dichloroethene (1,1-DCE)	2160	1150	470	340	340	7	7
Methylene chloride	530	280	120	80	80	1	1
Tetrachloroethene (PCE)	130	70	30	20	20	4	4
Trichloroethene (TCE)	330	180	80	50	50	2	2
Trichlorofluoromethane (Freon-11)	3870	2060	860	640	640	596	596

Notes:
1. All concentrations are in mg/m^3

TABLE 5
Groundwater Elevations
Semi-Annual Monitoring Report
Page-Trowbridge Ranch Landfill
Pinal County, Arizona

	MW-2			MW-3			MW-4		MW-5		
MP Elevation (ft amsl)	**3629.73**		**Note**	**3632.45**		**Note**	**3631.96**		**3642.28**		**Note**
Date	DTW (ft bgs)[1]	WL (ft amsl)		DTW (ft bgs)[1]	WL (ft amsl)		DTW (ft bgs)[1]	WL (ft amsl)	DTW (ft bgs)[1]	WL (ft amsl)	
1/31/2001	642.70	2987.03		645.30	2987.15		644.81	2987.15	655.32	2986.96	
10/10/2001	642.71	2987.02		645.57	2986.88		644.89	2987.07	654.75	2987.53	
3/27/2002	642.42	2987.31		645.44	2987.01		644.92	2987.04	655.08	2987.20	
10/23/2002	642.34	2987.39		645.48	2986.97		645.23	2986.73	654.96	2987.32	
4/23/2003	642.38	2987.35		645.27	2987.18		645.07	2986.89	664.74	2977.54	2
10/22/2003	642.79	2986.94		645.83	2986.62		645.57	2986.39	662.23	2980.05	2
4/21/2004	642.55	2987.18		645.60	2986.85		645.31	2986.65	664.02	2978.26	2
5/5/2004	642.63	2987.10		645.90	2986.55		645.63	2986.33	655.49	2986.79	
10/13/2004	642.75	2986.98		644.92	2987.53		645.71	2986.25	655.62	2986.66	
4/13/2005	643.47	2986.26		646.08	2986.37		645.81	2986.15	656.67	2985.61	
10/12/2005	644.50	2985.23		647.37	2985.08		647.33	2984.63	657.61	2984.67	
4/12/2006	645.33	2984.40		648.20	2984.25		647.66	2984.30	657.61	2984.67	
10/11/2006	NM			649.16	2983.29		648.96	2983.00	658.00	2984.28	
11/7/2006	646.49	2983.24		NM			NM		652.89	2989.39	2
4/11/2007	646.02	2983.71		649.11	2983.34		648.99	2982.97	658.37	2983.91	
10/24/2007	646.78	2982.95		649.85	2982.60		649.21	2982.75	658.56	2983.72	
4/9/2008	646.79	2982.94		649.29	2983.16		649.18	2982.78	658.67	2983.61	
10/22/2008	647.48	2982.25		649.87	2982.58		649.69	2982.27	659.32	2982.96	
4/8/2009	647.47	2982.26		649.97	2982.48		649.08	2982.88	659.70	2982.58	
10/14/2009	647.97	2981.76		650.61	2981.84		650.47	2981.49	659.88	2982.40	
4/14/2010	574.94	3054.79	2	650.57	2981.88		650.35	2981.61	659.88	2982.40	
10/13/2010	648.95	2980.78		650.36	2982.09		651.28	2980.68	660.74	2981.54	
4/20/2011	649.19	2980.54		651.62	2980.83		651.59	2980.37	661.28	2981.00	
10/18/2011	649.79	2979.94		652.38	2980.07		652.10	2979.86	661.67	2980.61	
4/18/2012	649.95	2979.78		652.58	2979.87		652.51	2979.45	662.04	2980.24	
10/17/2012	650.35	2979.38		652.95	2979.50		652.66	2979.30	662.33	2979.95	
4/24/2013	651.07	2978.66		653.54	2978.91		653.38	2978.58	662.72	2979.56	
10/23/2013	651.68	2978.05		654.06	2978.39		654.30	2977.66	663.15	2979.13	
4/16/2014	652.21	2977.52		654.26	2978.19		NM		664.22	2978.06	
10/15/2014	652.78	2976.95		654.96	2977.49		NM		664.53	2977.75	
4/22/2015	653.05	2976.68		650.62	2981.83	2	654.49	2977.47	664.72	2977.56	

Abbreviations:
MP = measuring point
DTW = depth to water
WL = water level
ft = feet
bgs = below ground surface
amsl = above mean sea level
NM = not measured

Notes:
1. Depth to water measurements collected by University of Arizona.
2. Anomalous measurement.

TABLE 6
Groundwater Field Parameters
Semi-Annual Monitoring Report
Page-Trowbridge Ranch Landfill
Pinal County, Arizona

Parameter	MW-2	MW-3	MW-4	MW-5
Temperature (°C)	28.3	28.3	27.7	27.8
Specific Conductance (µmhos/cm)	175	205	180	165
pH (SU)	8.48	8.51	7.93	7.19

Notes:
1. Field parameter measurements were collected by University of Arizona on May 22, 2015.

Abbreviations:
°C = degree Celsius
µmhos = microsiemens
SU = standard unit

TABLE 7
Analytical Results for Groundwater Samples[1]
Semi-Annual Monitoring Report
Page-Trowbridge Ranch Landfill
Pinal County, Arizona

Concentrations shown in milligrams per liter (mg/L)

	MW-2		MW-3		MW-4		MW-5	
Analyte	**Alert Levels**	**4/22/2015**	**Alert Levels**	**4/22/2015**	**Alert Levels**	**4/22/2015**	**Alert Levels**	**4/22/2015**
Inorganic Constituents with Alert Levels								
Chloride (Cl^-)	9.045	6.2	9.135	5.4	9.65	4.9	8.992	6.8
Sulfate (SO_4^{2-})	7.954	5.0 U	7.757	5.0 U	6.686	5.0 U	6.339	5.0 U
Manganese (Mn)	6.8	0.09	7.72	0.19	0.412	0.15	0.88	0.14
Sodium (Na)	47	32	52	33	45	30	54	31
Organic Constituents with Alert Levels								
Polychlorinated Biphenyls (PCBs)	0.0004	--	0.0004	--	0.0004	--	0.0004	--
Pesticides								
Chlordane (alpha-+gamma-chlordane)	0.0016	0.0001 U	0.0016	0.0001 U	0.0016	0.0001 U	0.0016	0.0001 U
Endrin	0.0016	0.0001 U	0.0016	0.0001 U	0.0016	0.0001 U	0.0016	0.0001 U
Heptachlor	0.00032	0.0001 U	0.00032	0.0001 U	0.00032	0.0001 U	0.00032	0.0001 U
Heptachlor epoxide	0.00016	0.0001 U	0.00016	0.0001 U	0.00016	0.0001 U	0.00016	0.0001 U
gamma-BHC (Lindane)	0.00016	0.0001 U	0.00016	0.0001 U	0.00016	0.0001 U	0.00016	0.0001 U
Methoxychlor	0.032	0.0001 U	0.032	0.0001 U	0.032	0.0001 U	0.032	0.0001 U
Toxaphene	0.0024	0.001 U	0.0024	0.001 U	0.0024	0.001 U	0.0024	0.001 U
Semivolatile Organic Compounds								
1,2,4-Trichlorobenzene	0.056	0.01 U	0.056	0.01 U	0.056	0.01 U	0.056	0.01 U
1,2-Dichlorobenzene	0.48	0.01 U	0.48	0.01 U	0.48	0.01 U	0.48	0.01 U
1,4-Dichlorobenzene	0.06	0.01 U	0.06	0.01 U	0.06	0.01 U	0.06	0.01 U
Benzo(a)pyrene	0.00016	0.005 U	0.00016	0.005 U	0.00016	0.005 U	0.00016	0.005 U
Bis(2-ethylhexyl) phthalate	0.0048	0.01 U	0.0048	0.01 U	0.0048	0.01 U	0.0048	0.01 U
Hexachlorobenzene	0.0008	0.01 U	0.0008	0.01 U	0.0008	0.01 U	0.0008	0.01 U
Hexachlorocyclopentadiene	0.04	0.01 U	0.04	0.01 U	0.04	0.01 U	0.04	0.01 U
Pentachlorophenol	0.0008	0.03 U	0.0008	0.03 U	0.0008	0.03 U	0.0008	0.03 U
Volatile Organic Compounds								
1,1,1-Trichloroethane	0.16	0.0005 UJ	0.16	0.0005 UJ	0.16	0.0005 UJ	0.16	0.0005 UJ
1,1,2-Trichloroethane	0.004	0.0005 U	0.004	0.0005 U	0.004	0.0005 U	0.004	0.0005 U
1,1-Dichloroethene	0.0056	0.0005 U	0.0056	0.0005 U	0.0056	0.0005 U	0.0056	0.0005 U
1,2-Dibromo-3-chloropropane	0.00016	0.00002 UJ	0.00016	0.00002 UJ	0.00016	0.00002 UJ	0.00016	0.00002 UJ
Ethylene Dibromide (EDB)	0.00004	0.00001 UJ	0.00004	0.00001 UJ	0.00004	0.00001 UJ	0.00004	0.00001 UJ
1,2-Dichlorobenzene	0.48	0.0005 U	0.48	0.0005 U	0.48	0.0005 U	0.48	0.0005 U
1,2-Dichloroethane	0.004	0.0005 U	0.004	0.0005 U	0.004	0.0005 U	0.004	0.0005 U
1,2-Dichloropropane	0.004	0.0005 U	0.004	0.0005 U	0.004	0.0005 U	0.004	0.0005 U
1,4-Dichlorobenzene	0.06	0.0005 U	0.06	0.0005 U	0.06	0.0005 U	0.06	0.0005 U
Benzene	0.004	0.0005 U	0.004	0.0005 U	0.004	0.0005 U	0.004	0.0005 U
Carbon tetrachloride	0.004	0.0005 U	0.004	0.0005 U	0.004	0.0005 U	0.004	0.0005 U
Chlorobenzene	0.08	0.0005 U	0.08	0.0005 U	0.08	0.0005 U	0.08	0.0005 U
cis-1,2-Dichloroethene	0.056	0.0005 U	0.056	0.0005 U	0.056	0.0005 U	0.056	0.0005 U
Ethylbenzene	0.56	0.0005 U	0.56	0.0005 U	0.56	0.0005 U	0.56	0.0005 U
Methylene chloride	0.004	0.0005 U	0.004	0.0005 U	0.004	0.0005 U	0.004	0.0005 U
Styrene	0.08	0.0005 U	0.08	0.0005 U	0.08	0.0005 U	0.08	0.0005 U
Tetrachloroethene	0.004	0.0005 U	0.004	0.0005 U	0.004	0.0005 U	0.004	0.0005 U
Toluene	0.8	0.0005 U	0.8	0.0005 U	0.8	0.0005 U	0.8	0.0005 U
trans-1,2-Dichloroethene	0.08	0.0005 U	0.08	0.0005 U	0.08	0.0005 U	0.08	0.0005 U
Trichloroethene	0.004	0.0005 U	0.004	0.0005 U	0.004	0.0005 U	0.004	0.0005 U
Trihalomethanes	0.064	0.0005 U	0.064	0.0005 U	0.064	0.0005 U	0.064	0.0005 U
Vinyl chloride	0.0016	0.0005 U	0.0016	0.0005 U	0.0016	0.0005 U	0.0016	0.0005 U
Xylenes, total	8	0.0015 U	8	0.0015 U	8	0.0015 U	8	0.0015 U

Notes
1. Data qualifiers are as follows:
   -- = no data available.
   U = analyte not detected at reporting limit indicated.
   UJ = analyte not detected at estimated reporting limit indicated.
2. Only VOCs with alert levels are listed; results for remaining VOCs can be found in the laboratory reports.

TABLE 8
Alert Levels for Organic Constituents in Groundwater Samples
Semi-Annual Monitoring Report
Page-Trowbridge Ranch Landfill
Pinal County, Arizona
Concentrations shown in milligrams per liter (mg/L)

Analyte	MCL	Alert Level
Polychlorinated Biphenyls (PCBs)	0.0005	0.0004
Pesticides		
Chlordane	0.002	0.0016
Endrin	0.002	0.0016
Heptachlor	0.0004	0.00032
Heptachlor epoxide	0.0002	0.00016
Lindane	0.0002	0.00016
Methoxychlor	0.04	0.032
Toxaphene	0.003	0.0024
Semivolatile Organic Compounds		0
1,2,4-Trichlorobenzene	0.07	0.056
1,2-Dichlorobenzene	0.6	0.48
1,4-Dichlorobenzene	0.075	0.06
Benzo(a)pyrene	0.0002	0.00016
Bis(2-ethylhexyl) phthalate	0.006	0.0048
Hexachlorobenzene	0.001	0.0008
Hexachlorocyclopentadiene	0.05	0.04
Pentachlorophenol	0.001	0.0008
Volatile Organic Compounds		
1,1,1-Trichloroethane	0.2	0.16
1,1,2-Trichloroethane	0.005	0.004
1,1-Dichloroethene	0.007	0.0056
1,2-Dibromo-3-chloropropane	0.0002	0.00016
Ethylene Dibromide (EDB)	0.00005	0.00004
1,2-Dichlorobenzene	0.6	0.48
1,2-Dichloroethane	0.005	0.004
1,2-Dichloropropane	0.005	0.004
1,4-Dichlorobenzene	0.075	0.06
Benzene	0.005	0.004
Carbon tetrachloride	0.005	0.004
Chlorobenzene	0.1	0.08
cis-1,2-Dichloroethene	0.07	0.056
Ethylbenzene	0.7	0.56
Methylene chloride	0.005	0.004
Styrene	0.1	0.08
Tetrachloroethene	0.005	0.004
Toluene	1	0.8
trans-1,2-Dichloroethene	0.1	0.08
Trichloroethene	0.005	0.004
Trihalomethanes	0.08	0.064
Vinyl chloride	0.002	0.0016
Xylenes, total	10	8

Notes:
1. Only chemicals that have primary MCLs are listed.
2. Primary MCLs obtained from National Primary Drinking Water Regulations (EPA 816-F-09-0004, May 2009).
3. Alert levels are calculated as 80% of MCLs.

Abbreviations:
EPA = US Environmental Protection Agency
MCLs = maximum contaminant levels

TABLE 9
Alert Levels for Inorganic Constituents in Groundwater Samples
Semi-Annual Monitoring Report
Page-Trowbridge Ranch Landfill
Pinal County, Arizona

Parameter	Alert Levels
MW-2	
Chloride (Cl^-)	9.045
Sulfate (SO_4^{2-})	7.954
Manganese (Mn)	6.8
Sodium (Na)	47
MW-3	
Chloride (Cl^-)	9.135
Sulfate (SO_4^{2-})	7.757
Manganese (Mn)	7.72
Sodium (Na)	52
MW-4	
Chloride (Cl^-)	9.65
Sulfate (SO_4^{2-})	6.686
Manganese (Mn)	0.412
Sodium (Na)	45
MW-5	
Chloride (Cl^-)	8.992
Sulfate (SO_4^{2-})	6.339
Manganese (Mn)	0.88
Sodium (Na)	54

Notes:
1. All concentrations are in unit mg/L, except noted otherwise.
2. "-" = not applicable.

FIGURES

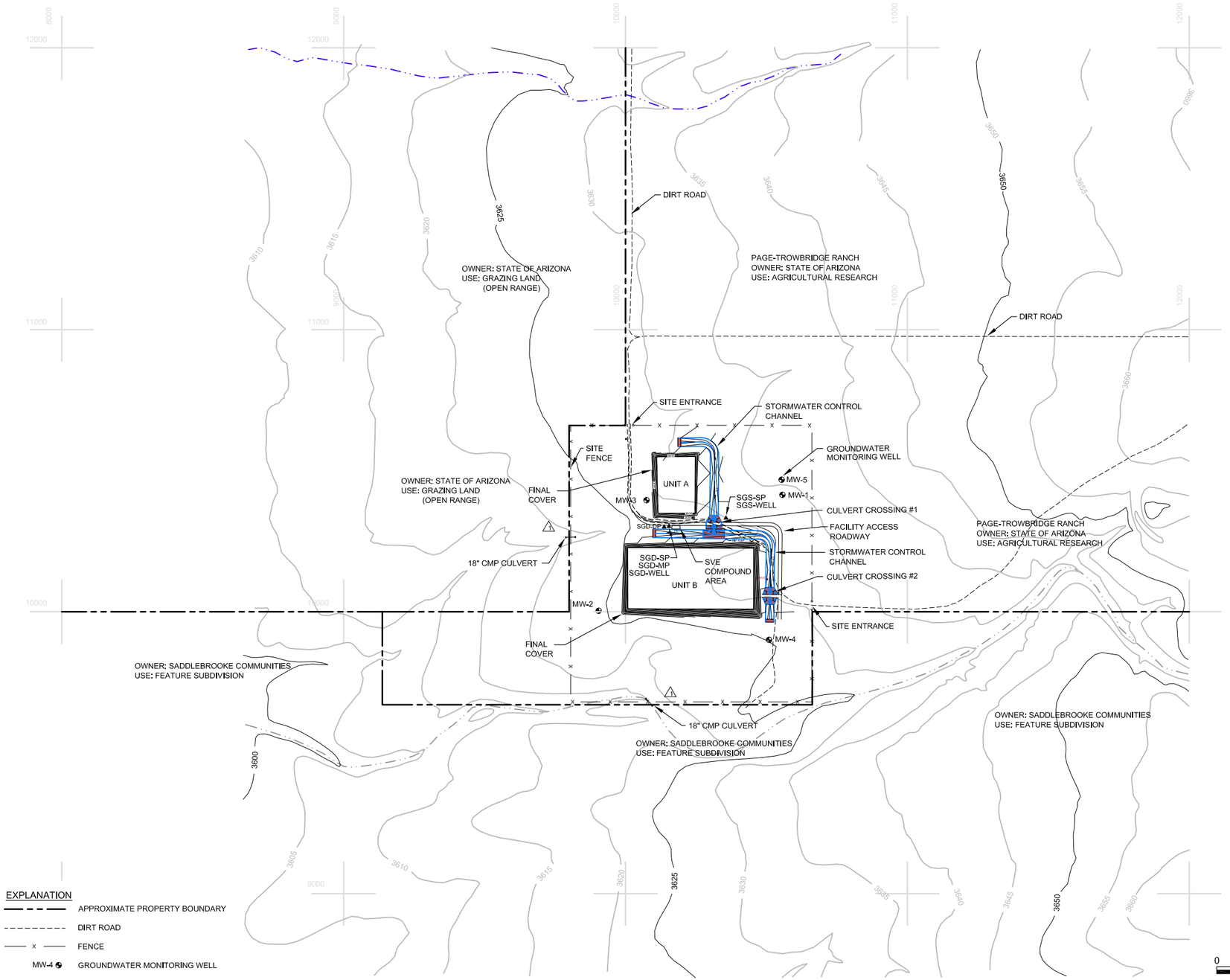

ALL WEATHER WINDROSE

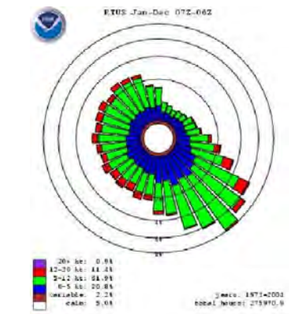

SOURCE: U.S. DEPARTMENT OF COMMERCE NATIONAL OCEANIC AND ATMOSPHERIC ADMINISTRATION NATIONAL WEATHER RECORD CENTER FOR YEARS JANUARY 1973 TO DECEMBER 2004.

LOCATION MAP

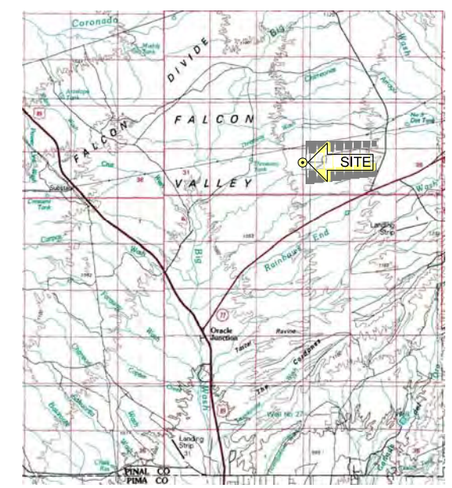

SOURCE: USGS MAMMOTH, ARIZONA 1986
1:100000 SCALE

EXPLANATION

- APPROXIMATE PROPERTY BOUNDARY
- DIRT ROAD
- FENCE
- MW-4 GROUNDWATER MONITORING WELL
- SGD-DP SOIL VAPOR MONITORING POINT

NOTE:
1. PROPERTY BOUNDARIES ARE BASED ON SURVEY MAP BY MMLA (8/2/1996)

SOURCE: STEARNS, CONRAD AND SCHMIDT CONSULTING ENGINEERS, PHOENIX, ARIZONA DECEMBER 12, 1997.

REV	D	M	Y	ISSUE/REVISION DESCRIPTION	ENG.	APPR.
6						
5						
4						
3						
2						
1						
0						

Client Logo:

Client:
UNIVERSITY OF ARIZONA
P.O. BOX 210460
TUCSON, AZ. 85721-0460

Amec Foster Wheeler
4600 East Washington Street, Suite 600
Phoenix, Arizona 85034

DATUM: –
PROJECTION: –
DRAWN BY: APS
REVIEWED BY: MZ
ORIGINAL SCALE: AS SHOWN

PROJECT: PAGE - TROWBRIDGE RANCH LANDFILL (EPA ID AZ98066584)

TITLE: GROUNDWATER AND SOIL VAPOR MONITORING POINTS

PROJECT NO.: 1420142025
REVISION NO. A
DATE: JANUARY 2015
DRAWING NO.: FIGURE 1
SHEET NO.: _ of _

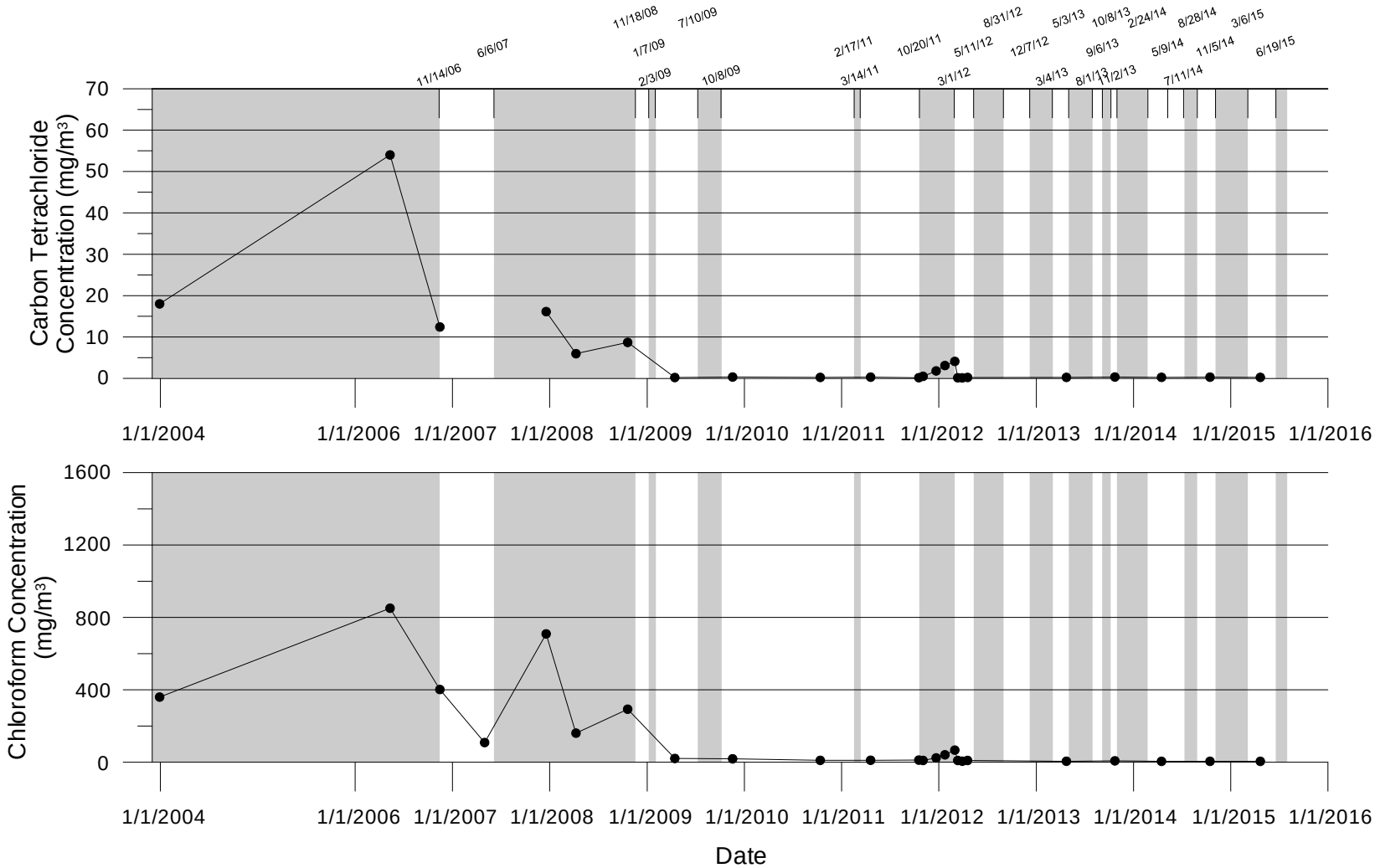

Note:

1. A discontinuous line occurs where the constituent concentration was nondetect and the reporting limit was not provided.

Abbreviations:

mg = milligrams
m = meter

LEGEND

● Constituent concentration is above the reporting limit.

Soil vapor extraction system was nonoperational.

Job No.:	14-2014-2025
PM:	JH
Date:	6/30/2015
Scale:	As Shown

Semi-Annual Monitoring Report
November 2014 to May 2015
Page-Trowbridge Ranch Landfill, Pinal County, Arizona

SGS-SP Carbon Tetrachloride and Chloroform Concentration Trends

FIGURE **2a**

amec foster wheeler

Path: X:\Projects\2014 Projects\14201420 25 PTRL 2015\MXD\Semi-Annual Reports\2015 2nd Semi-Annual\Figure2a.ai

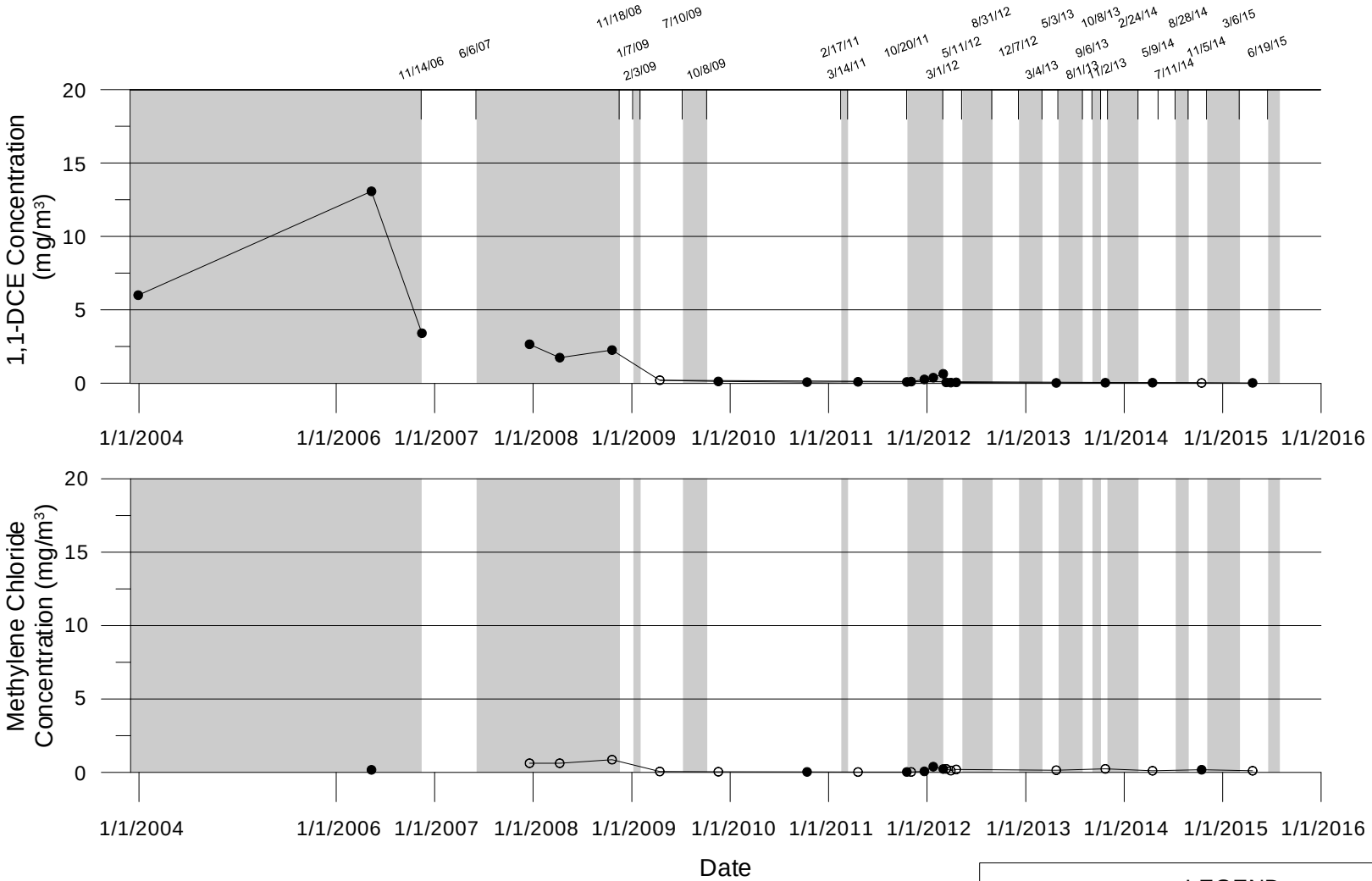

Note:

1. A discontinuous line occurs where the constituent concentration was nondetect and the reporting limit was not provided.

Abbreviations:

1,1-DCE= 1,1 Dichloroethene
mg = milligrams
m = meter

LEGEND

- ● Constituent concentration is above the reporting limit.
- ○ Non-detect is plotted as the reporting limit.
- Soil vapor extraction system was nonoperational.

Job No.:	14-2014-2025
PM:	JH
Date:	6/30/2015
Scale:	As Shown

Semi-Annual Monitoring Report
November 2014 to May 2015
Page-Trowbridge Ranch Landfill, Pinal County, Arizona

SGS-SP DCE and Methylene Chloride Concentration Trends

FIGURE **2b**

amec foster wheeler

Path: X:\Projects\2014 Projects\14-2014-2025 PTRL 2015\MXD\Semi-Annual Reports\2015_2nd_Semi-Annual\Figure2b.ai

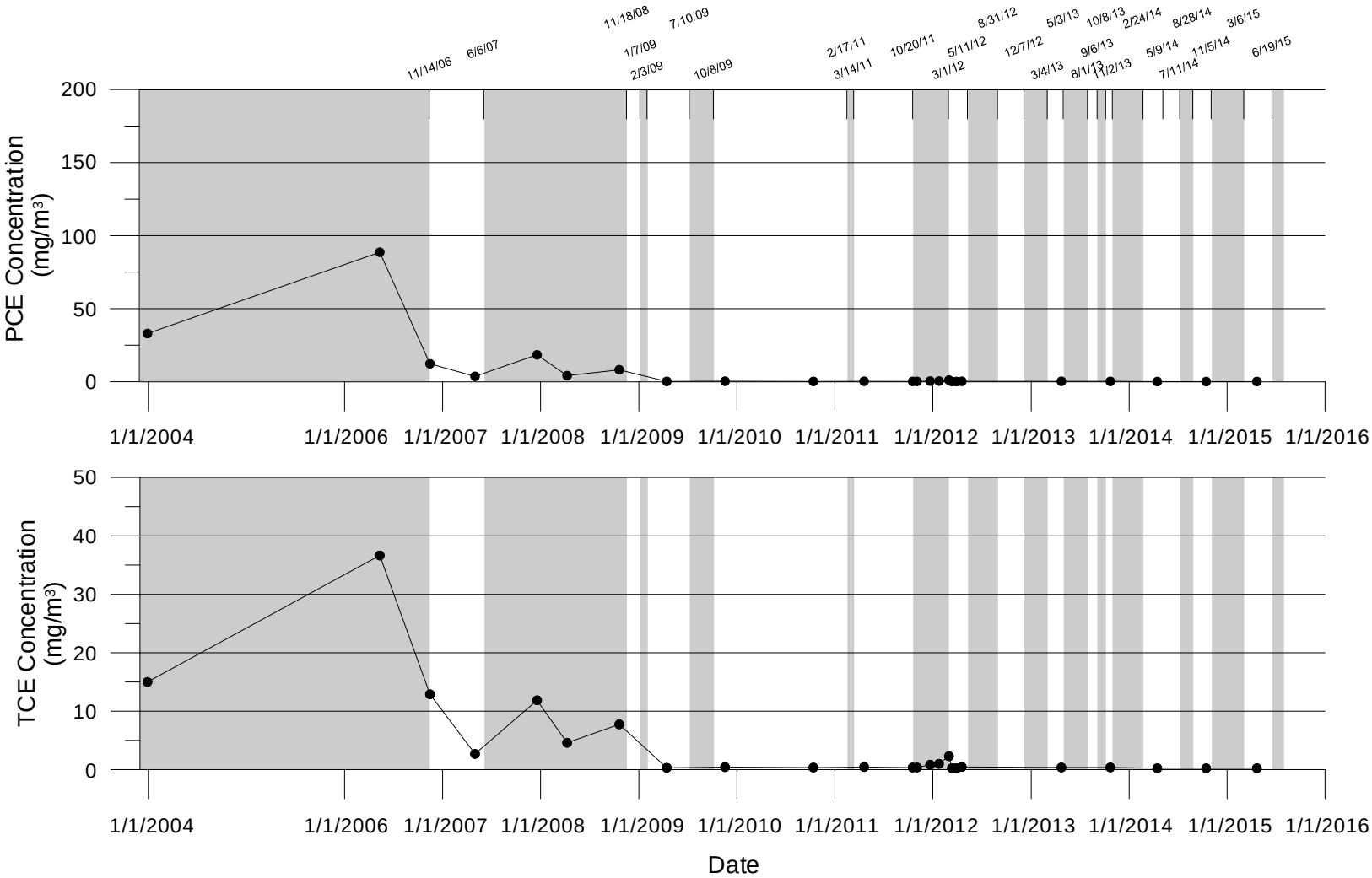

Abbreviations:

PCE=	Tetrachloroethene
TCE=	Trichloroethene
mg =	milligrams
m =	meter

LEGEND

● Constituent concentration is above the reporting limit.

Soil vapor extraction system was nonoperational.

Job No.:	14-2014-2025
PM:	JH
Date:	6/30/2015
Scale:	As Shown

Semi-Annual Monitoring Report
November 2014 to May 2015
Page-Trowbridge Ranch Landfill, Pinal County, Arizona

SGS-SP PCE and TCE Concentration Trends

FIGURE **2c**

amec foster wheeler

Path: X:\Projects\2014 Projects\14201420 25 PTRL 2015\MXD\Semi-Annual Reports\2015_2nd_Semi-Annual\Figure2c.ai

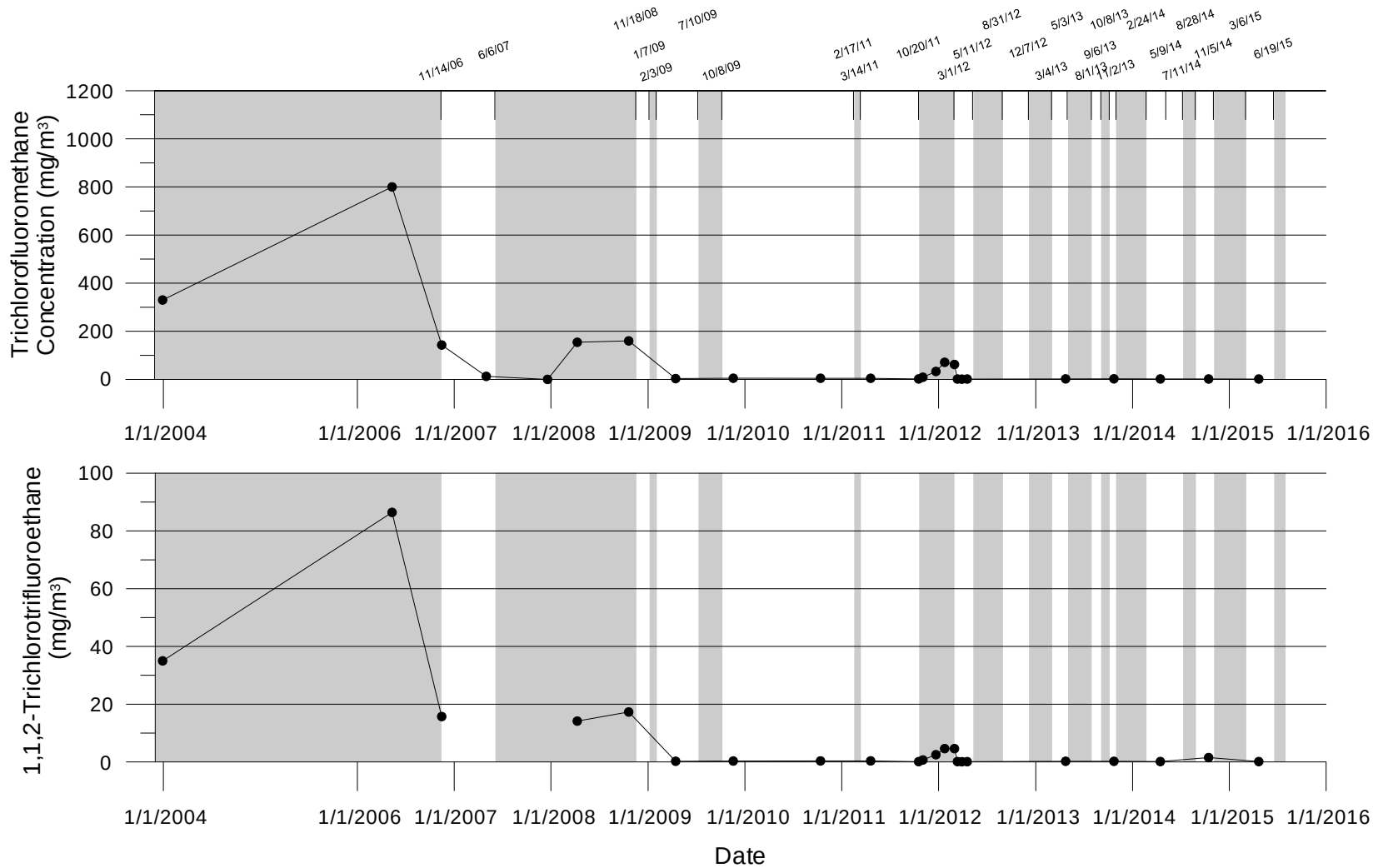

Note:

1. A discontinuous line occurs where the constituent concentration was nondetect and the reporting limit was not provided.

Abbreviations:

mg = milligrams
m = meter

LEGEND

● Constituent concentration is above the reporting limit.

Soil vapor extraction system was nonoperational.

Job No.:	14-2014-2025
PM:	JH
Date:	6/30/2015
Scale:	As Shown

Semi-Annual Monitoring Report
November 2014 to May 2015
Page-Trowbridge Ranch Landfill, Pinal County, Arizona

SGS-SP Trichlorofluoromethane and 1,1,2-Trichlorotrifluoroethane Concentration Trends

FIGURE **2d**

amec foster wheeler

Path: X:\Projects\2014 Projects\142014\2025 PTRL 2015\MXD\Semi-Annual Reports\2015_2nd_Semi-Annual\Figure2d.ai

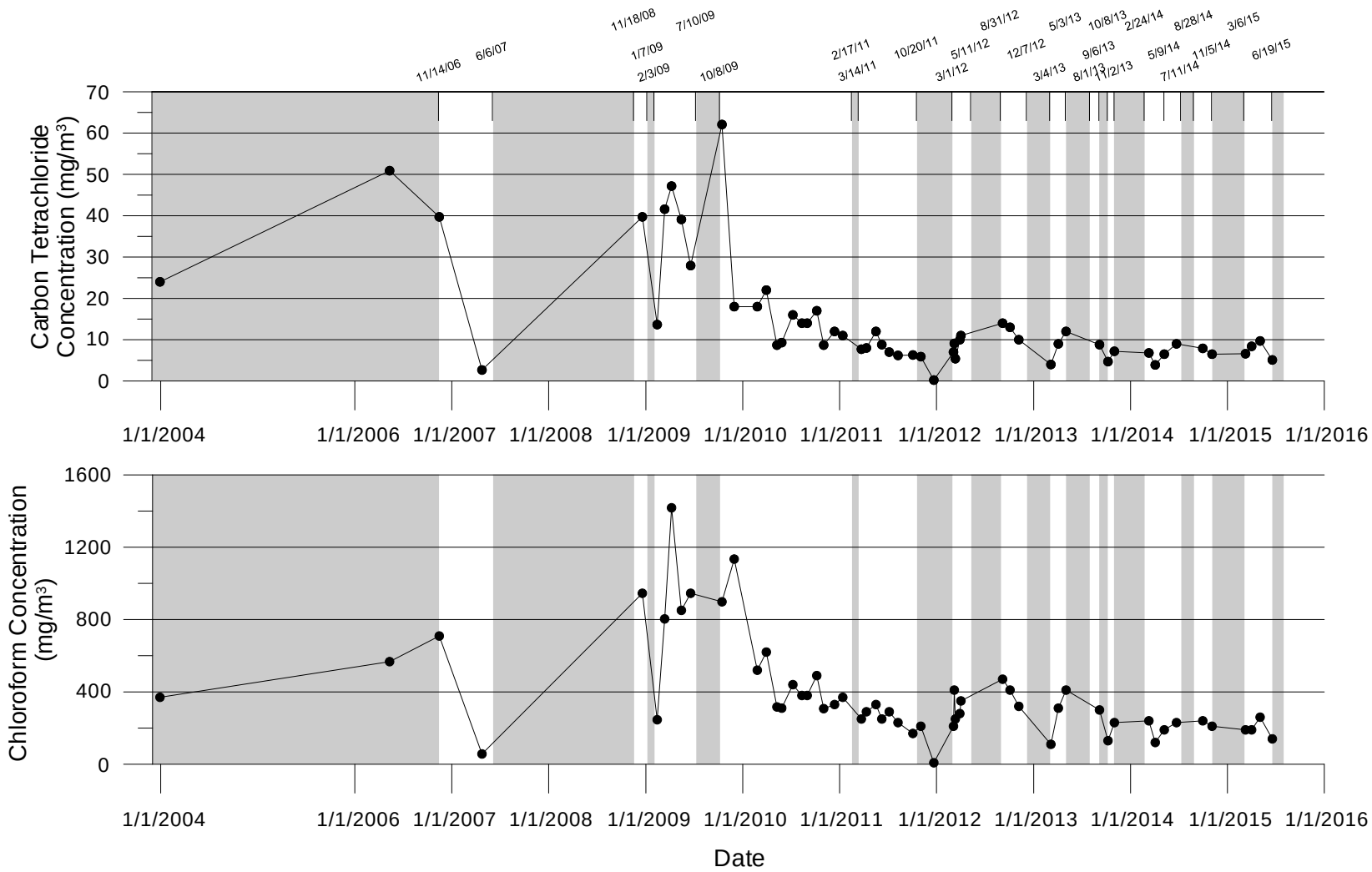

Abbreviations:

mg = milligrams
m = meter

LEGEND

● Constituent concentration is above the reporting limit.
Soil vapor extraction system was nonoperational.

Job No.:	14-2014-2025
PM:	JH
Date:	6/30/2015
Scale:	As Shown

Semi-Annual Monitoring Report
November 2014 to May 2015
Page-Trowbridge Ranch Landfill, Pinal County, Arizona

SGS-Well Carbon Tetrachloride and Chloroform Concentration Trends

FIGURE **2e**

amec foster wheeler

Path: X:\Projects\2014 Projects\142014 2025 PTRL 2015\MXD\Semi-Annual Reports\2015 2nd Semi-Annual\Figure2e.ai

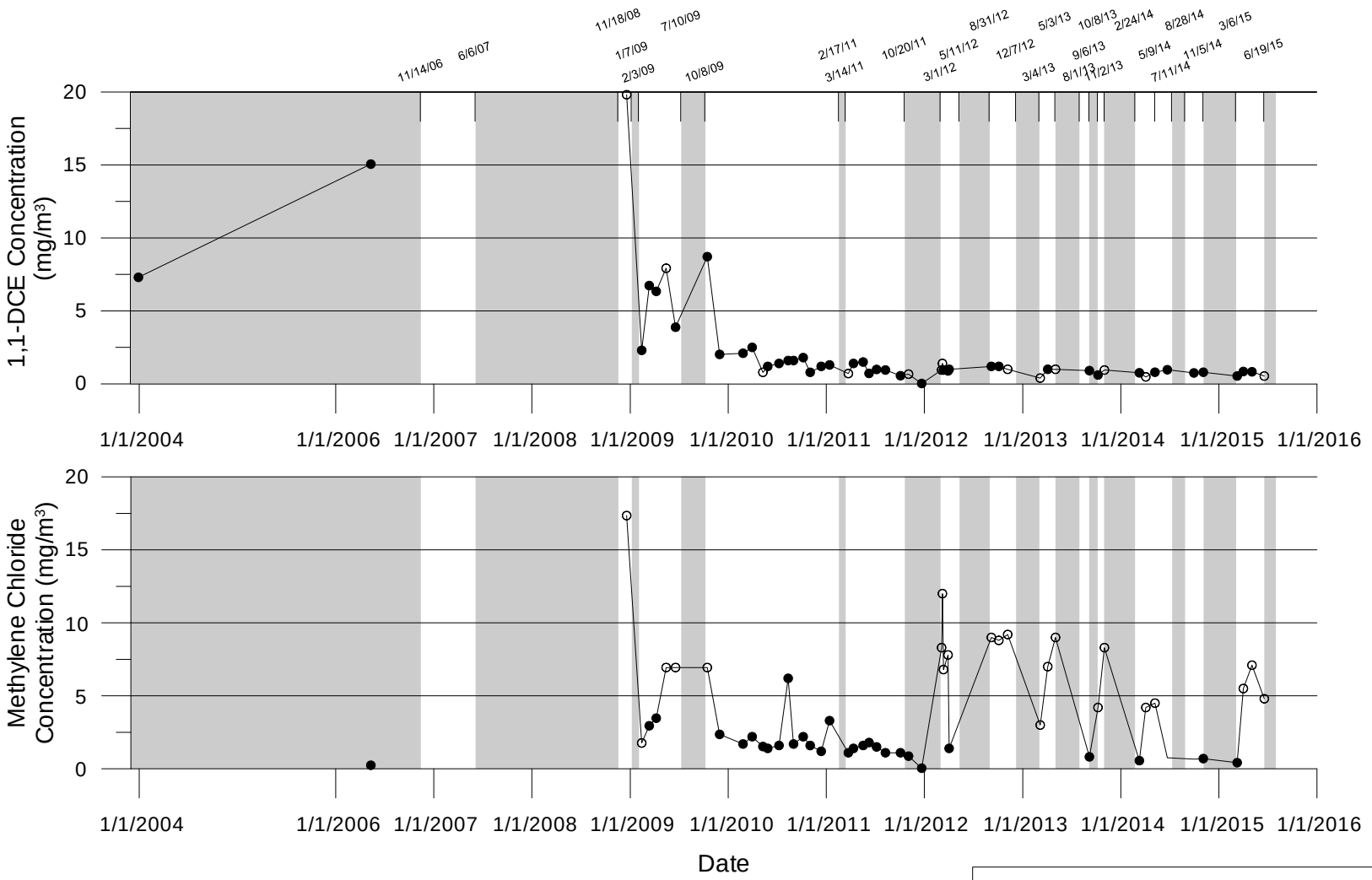

Note:

1. A discontinuous line occurs where the constituent concentration was nondetect and the reporting limit was not provided.

Abbreviations:

1,1-DCE= 1,1 Dichloroethene
mg = milligrams
m = meter

LEGEND

- ● Constituent concentration is above the reporting limit.
- ○ Non-detect is plotted as the reporting limit.
- Soil vapor extraction system was nonoperational.

Job No.:	14-2014-2025
PM:	JH
Date:	6/30/2015
Scale:	As Shown

Semi-Annual Monitoring Report
November 2014 to May 2015
Page-Trowbridge Ranch Landfill, Pinal County, Arizona

SGS-Well 1,1-DCE and Methylene Chloride Concentration Trends

FIGURE **2f**

amec foster wheeler

Path: X:\Projects\2014 Projects\14-2014-2025 PTRL 2015\MXD\Semi-Annual Reports\2015_2nd_Semi-Annual\Figure2f.aj

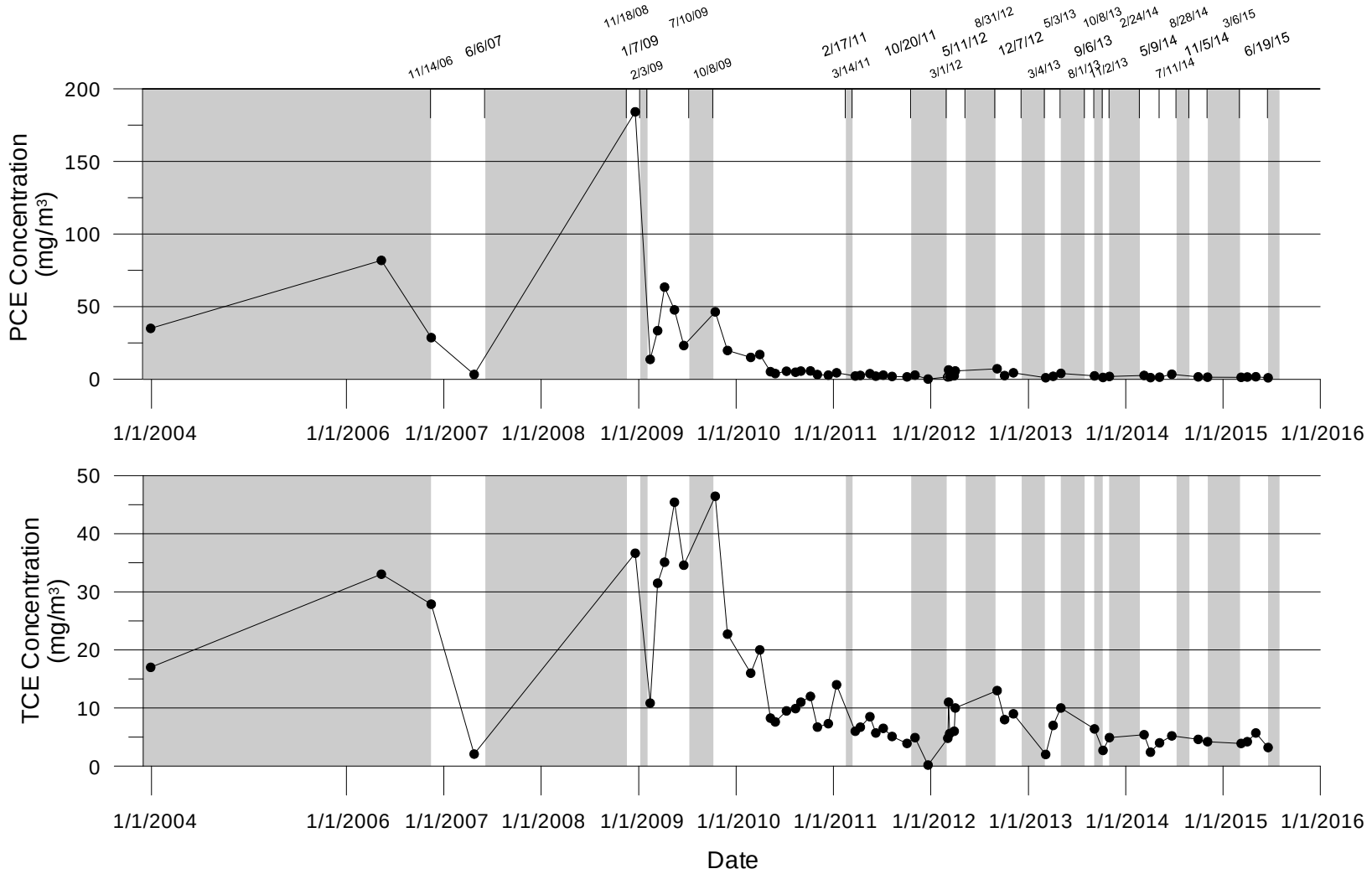

Abbreviations:

PCE=	Tetrachloroethene
TCE=	Trichloroethene
mg =	milligrams
m =	meter

LEGEND

● Constituent concentration is above the reporting limit.

Soil vapor extraction system was nonoperational.

Job No.:	14-2014-2025
PM:	JH
Date:	6/30/2015
Scale:	As Shown

Semi-Annual Monitoring Report
November 2014 to May 2015
Page-Trowbridge Ranch Landfill, Pinal County, Arizona

SGS-Well PCE and TCE Concentration Trends

FIGURE **2g**

amec foster wheeler

Path: X:\Projects\2014 Projects\142014 2025 PTRL 2015\MXD\Semi-Annual Reports\2015_2nd_Semi-Annual\Figure2g.ai

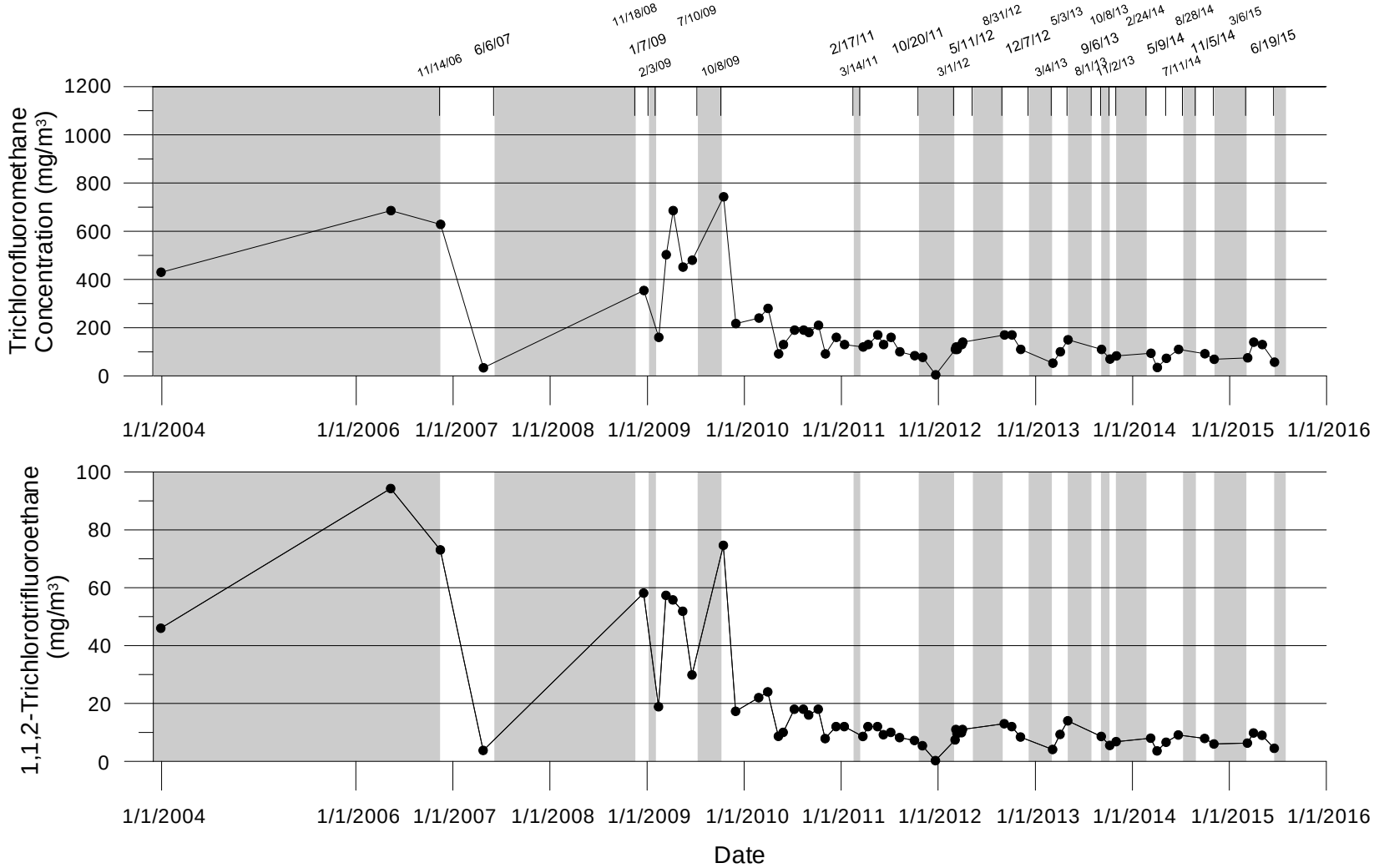

Abbreviations:

mg = milligrams
m = meter

LEGEND

● Constituent concentration is above the reporting limit.
Soil vapor extraction system was nonoperational.

Job No.:	14-2014-2025
PM:	JH
Date:	6/30/2015
Scale:	As Shown

Semi-Annual Monitoring Report
November 2014 to May 2015
Page-Trowbridge Ranch Landfill, Pinal County, Arizona

SGS-Well Trichlorofluoromethane and 1,1,2-Trichlorotrifluoroethane Concentration Trends

FIGURE **2h**

amec foster wheeler

Path: X:\Projects\2014 Projects\14-2014-2025 PTRL 2015\MXD\Semi-Annual Reports\2015_2nd_Semi-Annual\Figure2h.aj

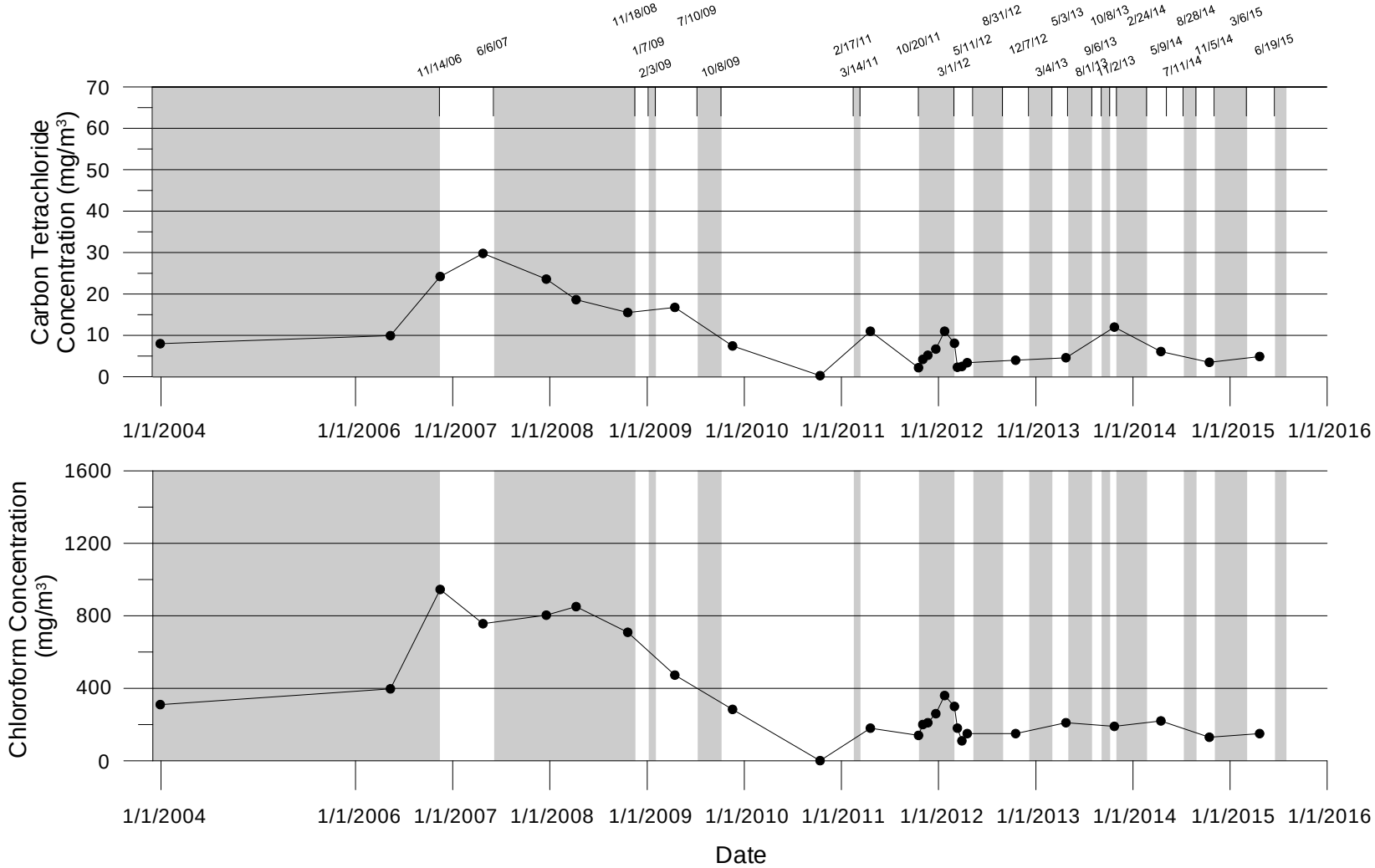

Abbreviations:

mg = milligrams
m = meter

LEGEND

● Constituent concentration is above the reporting limit.

Soil vapor extraction system was nonoperational.

Job No.:	14-2014-2025
PM:	JH
Date:	6/30/2015
Scale:	As Shown

Semi-Annual Monitoring Report
November 2014 to May 2015
Page-Trowbridge Ranch Landfill, Pinal County, Arizona

SGD-SP Carbon Tetrachloride and Chloroform Concentration Trends

FIGURE
2i

amec foster wheeler

Path: X:\Projects\2014 Projects\142014 2025 PTRL 2015\MXD\Semi-Annual Reports\2015_2nd_Semi-Annual\Figure2i.ai

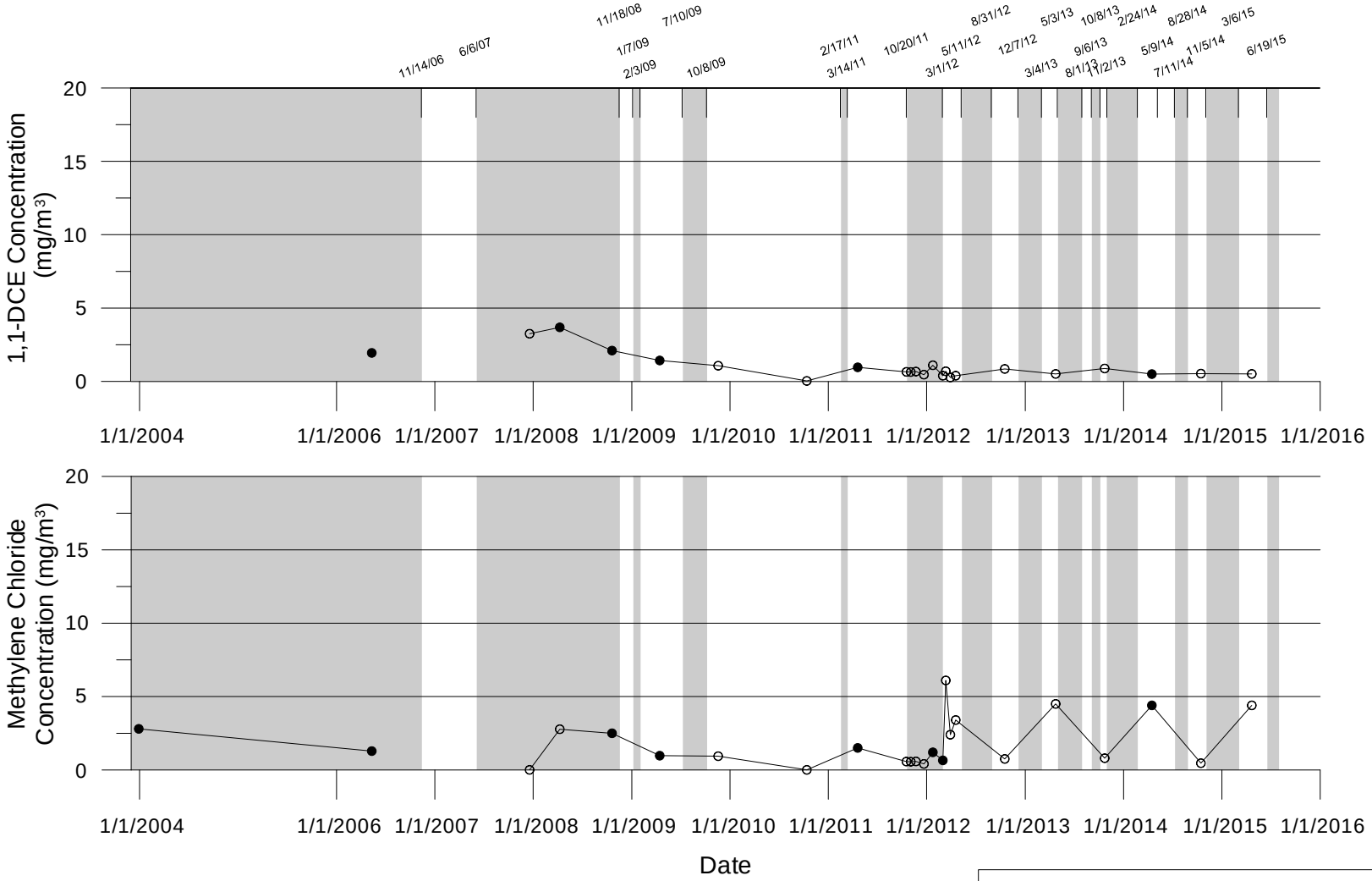

Note:

1. A discontinuous line occurs where the constituent concentration was nondetect and the reporting limit was not provided.

Abbreviations:

1,1-DCE= 1,1 Dichloroethene
mg = milligrams
m = meter

LEGEND

- ● Constituent concentration is above the reporting limit.
- ○ Non-detect is plotted as the reporting limit.
- Soil vapor extraction system was nonoperational.

Job No.:	14-2014-2025
PM:	JH
Date:	6/30/2015
Scale:	As Shown

Semi-Annual Monitoring Report
November 2014 to May 2015
Page-Trowbridge Ranch Landfill, Pinal County, Arizona

SGD-SP 1,1-DCE and Methylene Chloride Concentration Trends

FIGURE **2j**

amec foster wheeler

Path: X:\Projects\2014 Projects\14-2014-2025 PTRL 2015\MXD\Semi-Annual Reports\2015 2nd Semi-Annual\Figure2j.aj

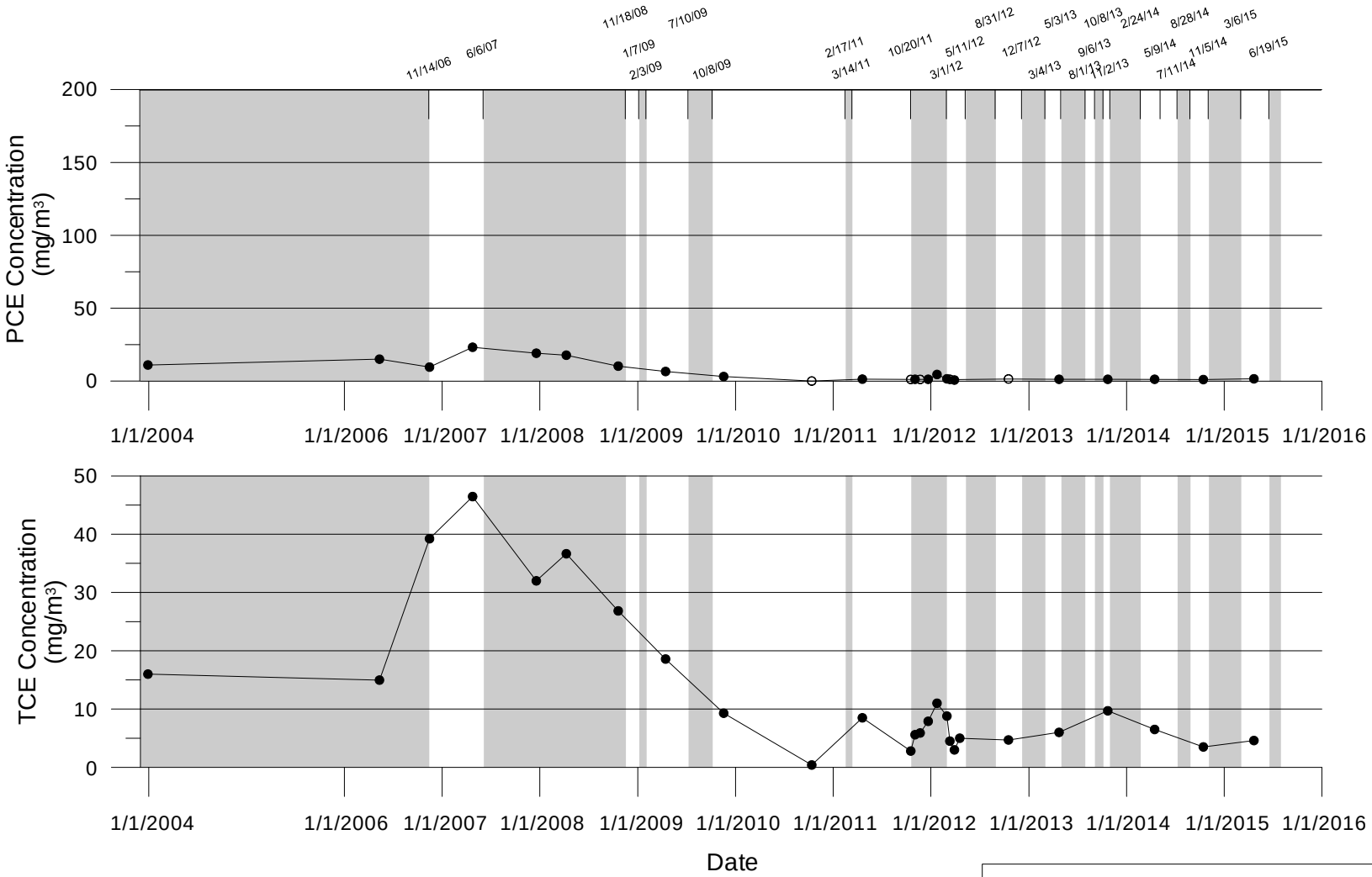

Abbreviations:

PCE=	Tetrachloroethene
TCE=	Trichloroethene
mg =	milligrams
m =	meter

LEGEND

- ● Constituent concentration is above the reporting limit.
- ○ Non-detect is plotted as the reporting limit.
- Soil vapor extraction system was nonoperational.

Job No.:	14-2014-2025
PM:	JH
Date:	6/30/2015
Scale:	As Shown

Semi-Annual Monitoring Report
November 2014 to May 2015
Page-Trowbridge Ranch Landfill, Pinal County, Arizona

SGD-SP PCE and TCE Concentration Trends

FIGURE **2k**

amec foster wheeler

Path: X:\Projects\2014 Projects\142014 2025 PTRL 2015\MXD\Semi-Annual Reports\2015_2nd_Semi-Annual\Figure2k.ai

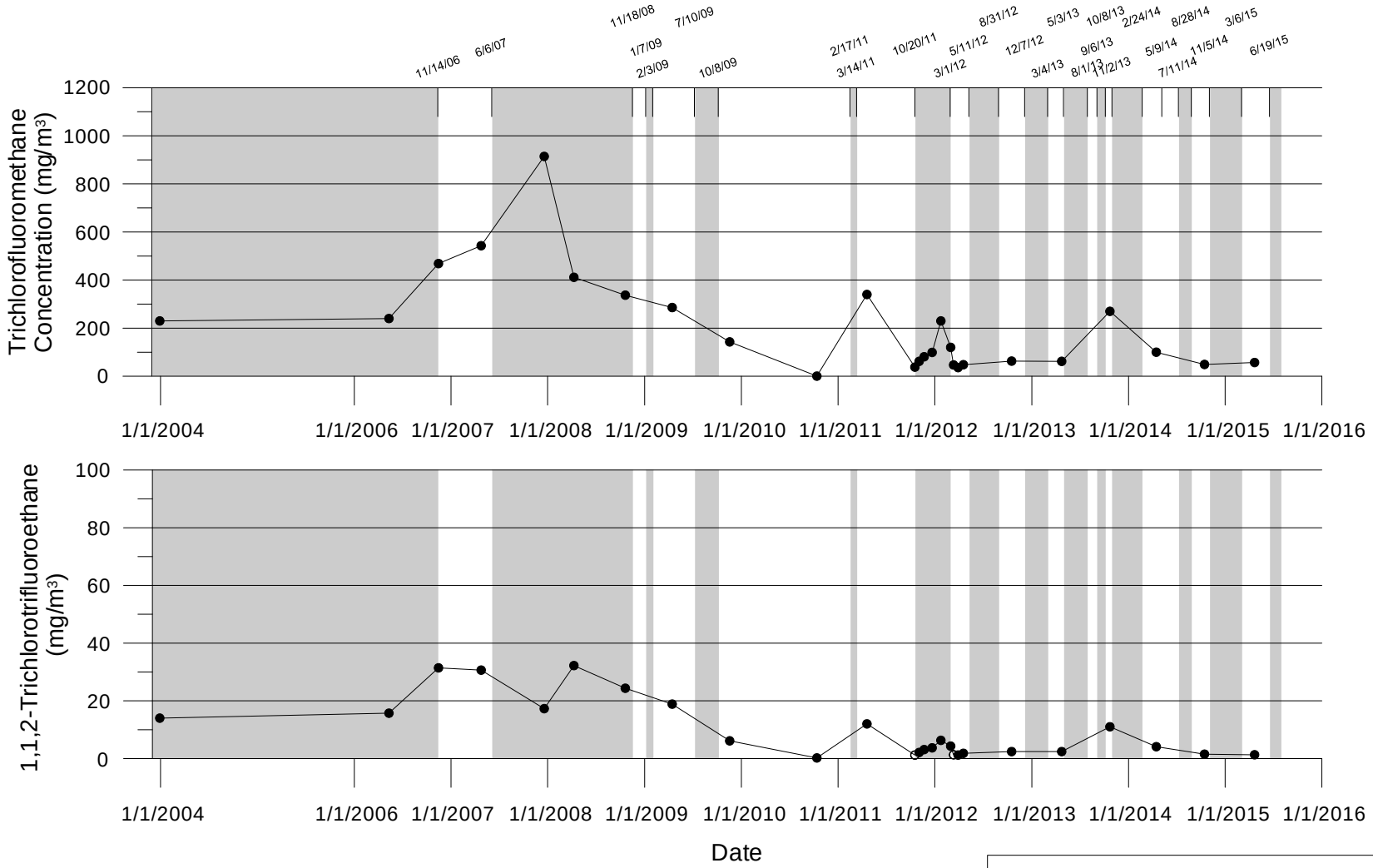

Abbreviations:

mg = milligrams
m = meter

LEGEND

- ● Constituent concentration is above the reporting limit.
- ○ Non-detect is plotted as the reporting limit.
- Soil vapor extraction system was nonoperational.

Job No.:	14-2014-2025
PM:	JH
Date:	6/30/2015
Scale:	As Shown

Semi-Annual Monitoring Report
November 2014 to May 2015
Page-Trowbridge Ranch Landfill, Pinal County, Arizona

SGD-SP Trichlorofluoromethane and 1,1,2-Trichlorotrifluoroethane Concentration Trends

FIGURE **2I**

amec foster wheeler

Path: X:\Projects\2014 Projects\142014 2025 PTRL 2015\MXD\Semi-Annual Reports\2015 2nd Semi-Annual\Figure2I.aj

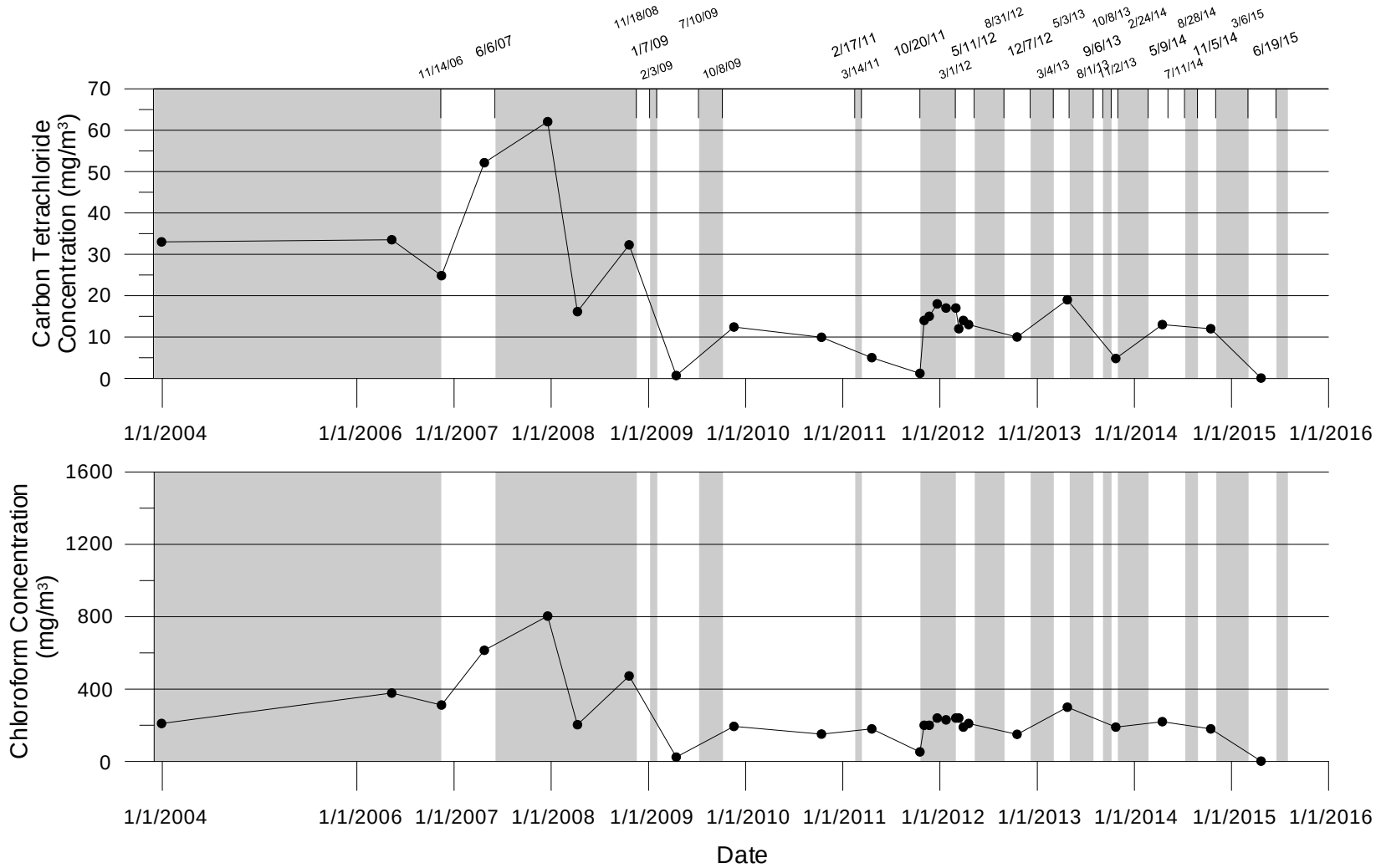

Note:

1. For field duplicate collected on 4/22/15 concentrations from the original and duplicate sample were compared and the higher value is plotted.

Abbreviations:

mg = milligrams
m = meter

LEGEND

● Constituent concentration is above the reporting limit.

Soil vapor extraction system was nonoperational.

Job No.:	14-2014-2025
PM:	JH
Date:	6/30/2015
Scale:	As Shown

Semi-Annual Monitoring Report
November 2014 to May 2015
Page-Trowbridge Ranch Landfill, Pinal County, Arizona

SGD-MP Carbon Tetrachloride and Chloroform Concentration Trends

FIGURE **2m**

amec foster wheeler

Path: X:\Projects\2014 Projects\14201420 25 PTRL 2015\MXD\Semi-Annual Reports\2015 2nd Semi-Annual\Figure2m.aj

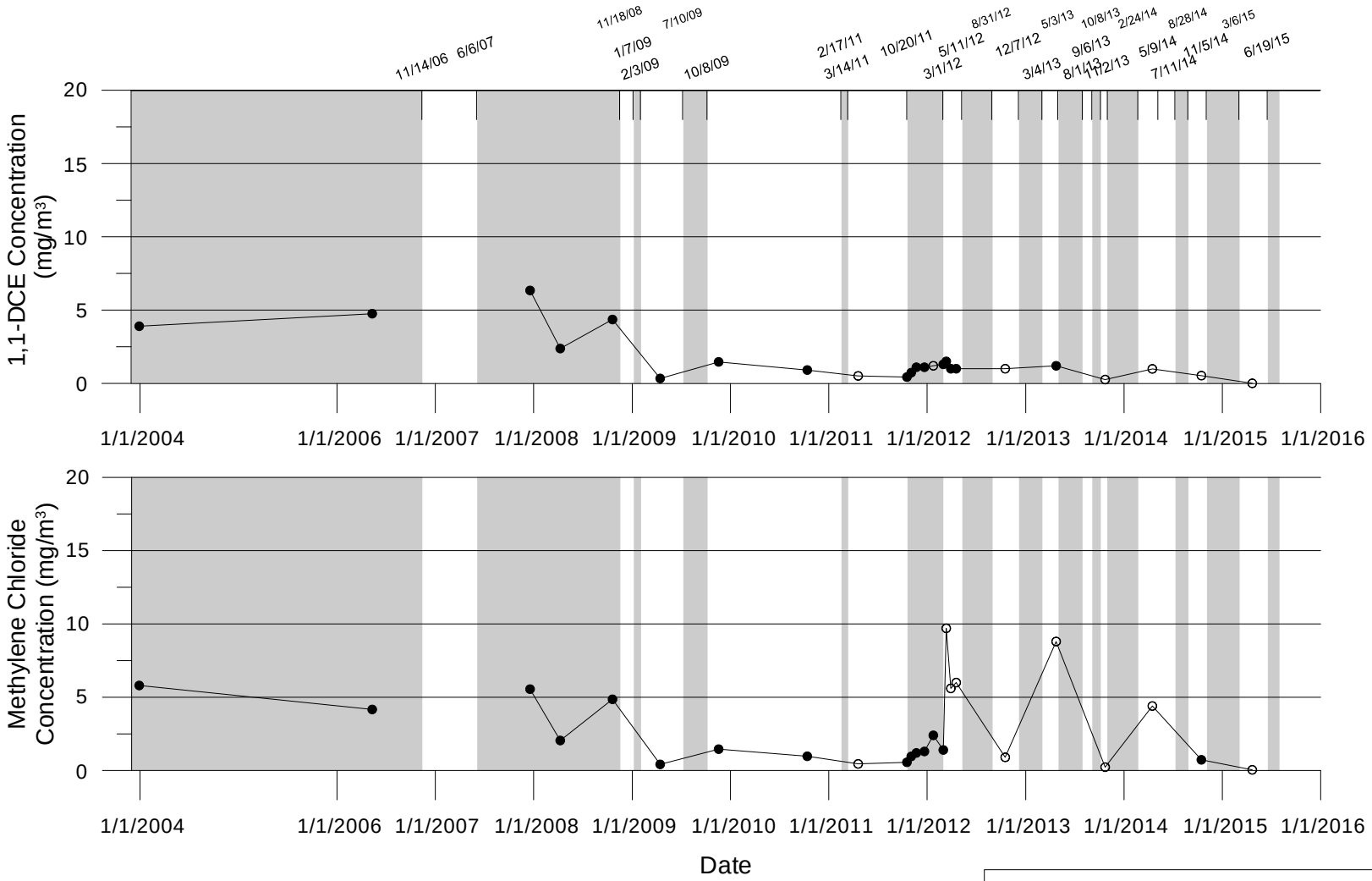

Note:

1. For field duplicate collected on 4/22/15 concentrations from the original and duplicate sample were compared and the higher value is plotted.
2. A discontinuous line occurs where the constituent concentration was nondetect and the reporting limit was not provided.

Abbreviations:

1,1-DCE= 1,1 Dichloroethene
mg = milligrams
m = meter

LEGEND

- ● Constituent concentration is above the reporting limit.
- ○ Non-detect is plotted as the reporting limit.
- Soil vapor extraction system was nonoperational.

Job No.:	14-2014-2025
PM:	JH
Date:	6/30/2015
Scale:	As Shown

Semi-Annual Monitoring Report
November 2014 to May 2015
Page-Trowbridge Ranch Landfill, Pinal County, Arizona

SGD-MP 1,1-DCE and Methylene Chloride Concentration Trends

FIGURE **2n**

amec foster wheeler

Path: X:\Projects\2014 Projects\14201420 25 PTRL 2015\MXD\Semi-Annual Reports\2015 2nd Semi-Annual\Figure2n.ai

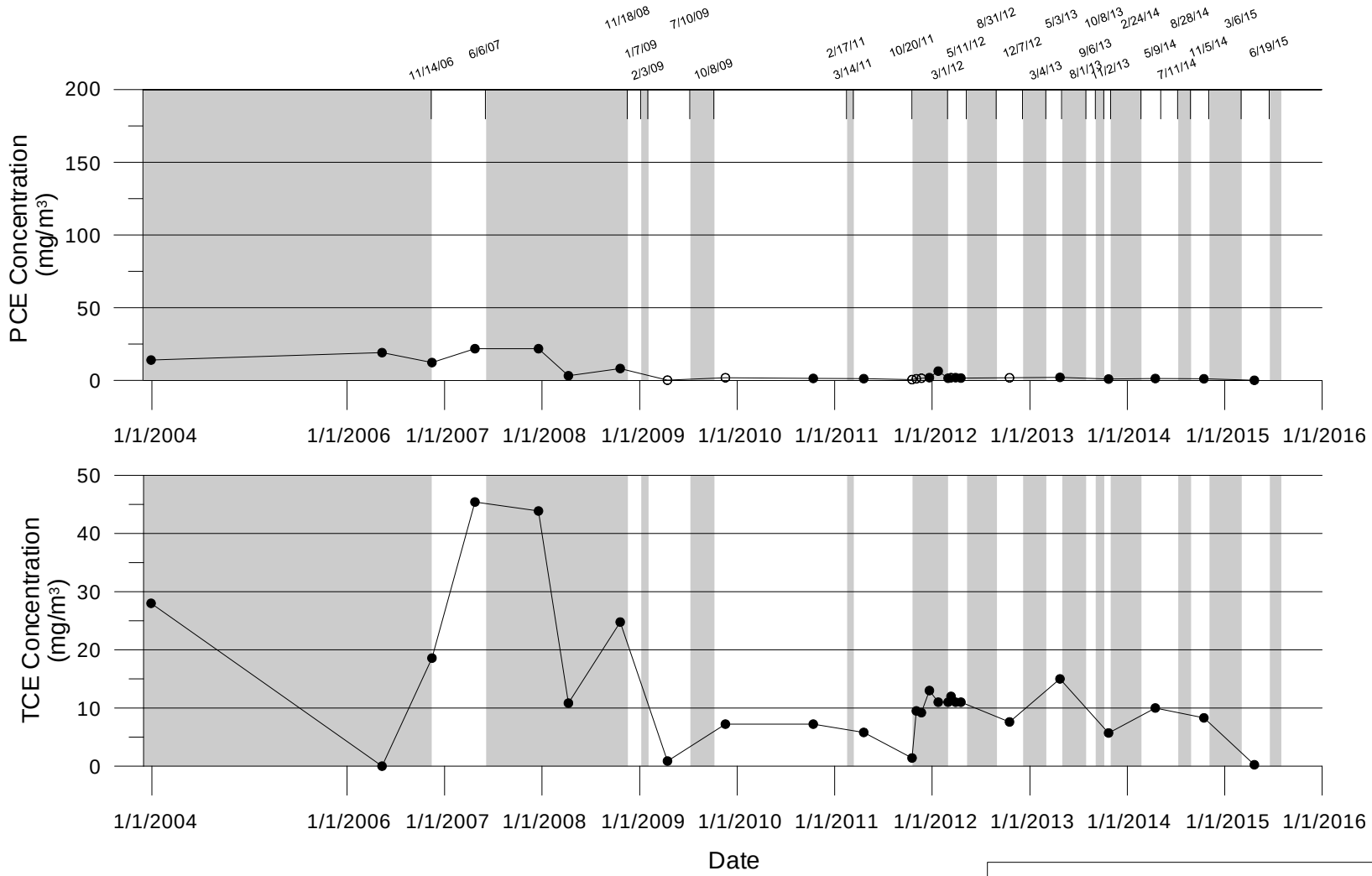

Note:

1. For field duplicate collected on 4/22/15 concentrations from the original and duplicate sample were compared and the higher value is plotted.

Abbreviations:

PCE=	Tetrachloroethene
TCE=	Trichloroethene
mg =	milligrams
m =	meter

LEGEND

- ● Constituent concentration is above the reporting limit.
- ○ Non-detect is plotted as the reporting limit.
- Soil vapor extraction system was nonoperational.

Job No.:	14-2014-2025
PM:	JH
Date:	6/30/2015
Scale:	As Shown

Semi-Annual Monitoring Report
November 2014 to May 2015
Page-Trowbridge Ranch Landfill, Pinal County, Arizonaizona

SGD-MP PCE and TCE Concentration Trends

FIGURE **2o**

amec foster wheeler

Path: X:\Projects\2014 Projects\14-2014-2025 PTRL 2015\MXD\Semi-Annual Reports\2015 2nd Semi-Annual\Figure2n.ai

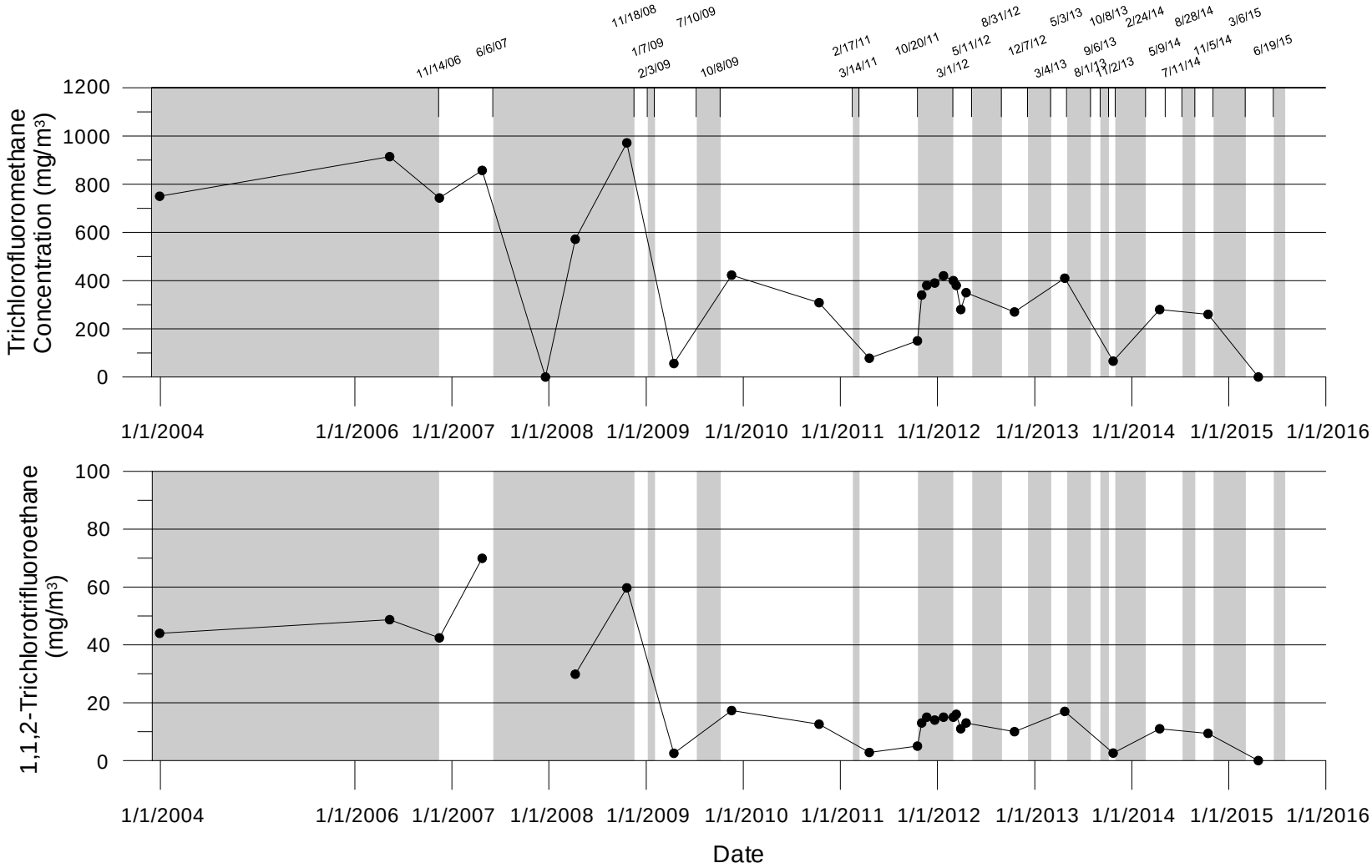

Note:

1. For field duplicate collected on 4/22/15 concentrations from the original and duplicate sample were compared and the higher value is plotted.
2. A discontinuous line occurs where the constituent concentration was nondetect and the reporting limit was not provided.

Abbreviations:

mg = milligrams
m = meter

LEGEND

● Constituent concentration is above the reporting limit.

Soil vapor extraction system was nonoperational.

Job No.:	14-2014-2025
PM:	JH
Date:	6/30/2015
Scale:	As Shown

Semi-Annual Monitoring Report
November 2014 to May 2015
Page-Trowbridge Ranch Landfill, Pinal County, Arizona

SGD-MP Trichlorofluoromethane and 1,1,2-Trichlorotrifluoroethane Concentration Trends

FIGURE
2p

amec foster wheeler

Path: X:\Projects\2014 Projects\14201420025 PTRL 2015\MXD\Semi-Annual_Reports\2015_2nd_Semi-Annual\Figure2p.ai

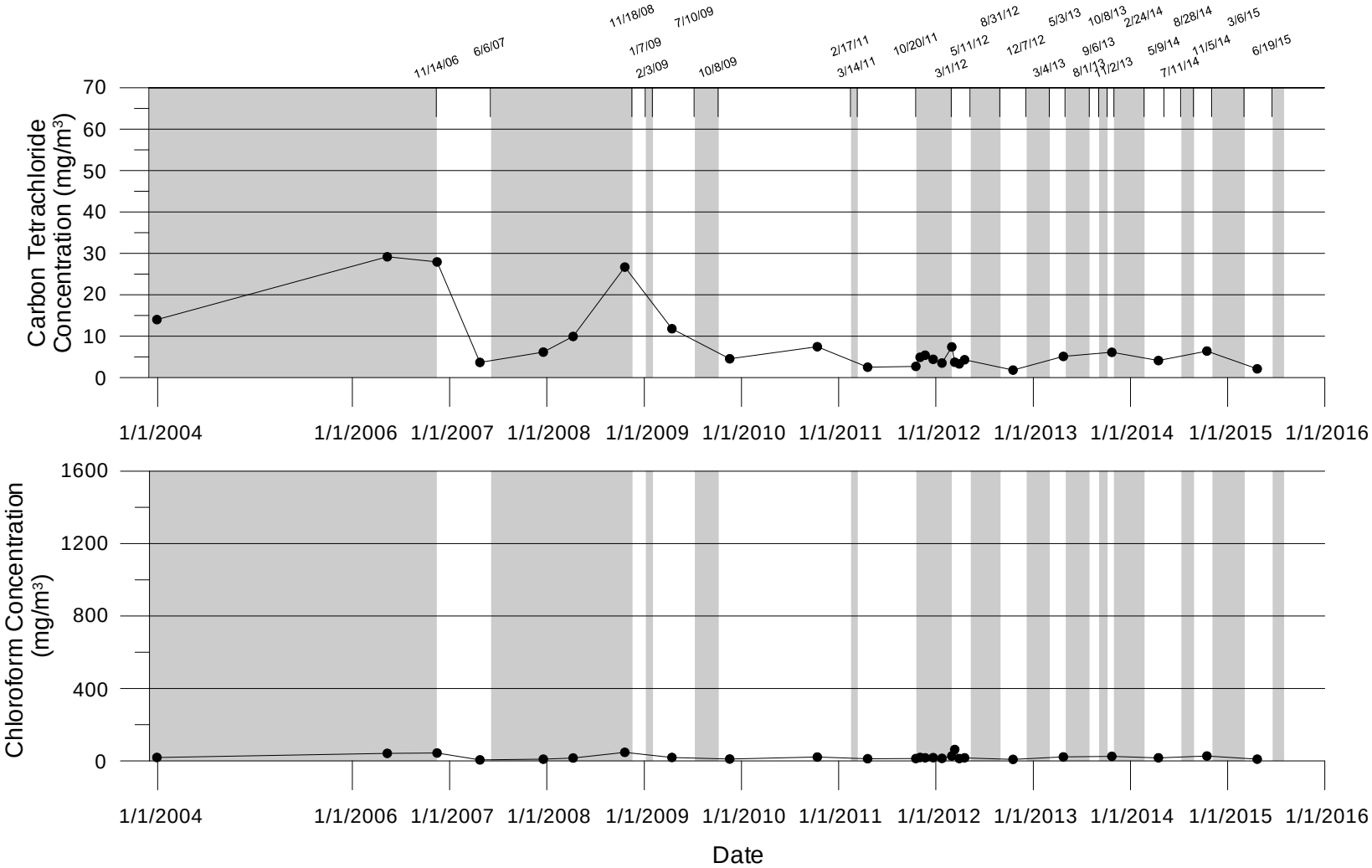

Abbreviations:

mg = milligrams
m = meter

LEGEND

● Constituent concentration is above the reporting limit.

Soil vapor extraction system was nonoperational.

Job No.:	14-2014-2025
PM:	JH
Date:	6/30/2015
Scale:	As Shown

Semi-Annual Monitoring Report
November 2014 to May 2015
Page-Trowbridge Ranch Landfill, Pinal County, Arizona

SGD-DP Carbon Tetrachloride and Chloroform Concentration Trends

FIGURE **2q**

amec foster wheeler

Path: X:\Projects\2014 Projects\142014 2025 PTRL 2015\MXD\Semi-Annual Reports\2015 2nd Semi-Annual\Figure2q.ai

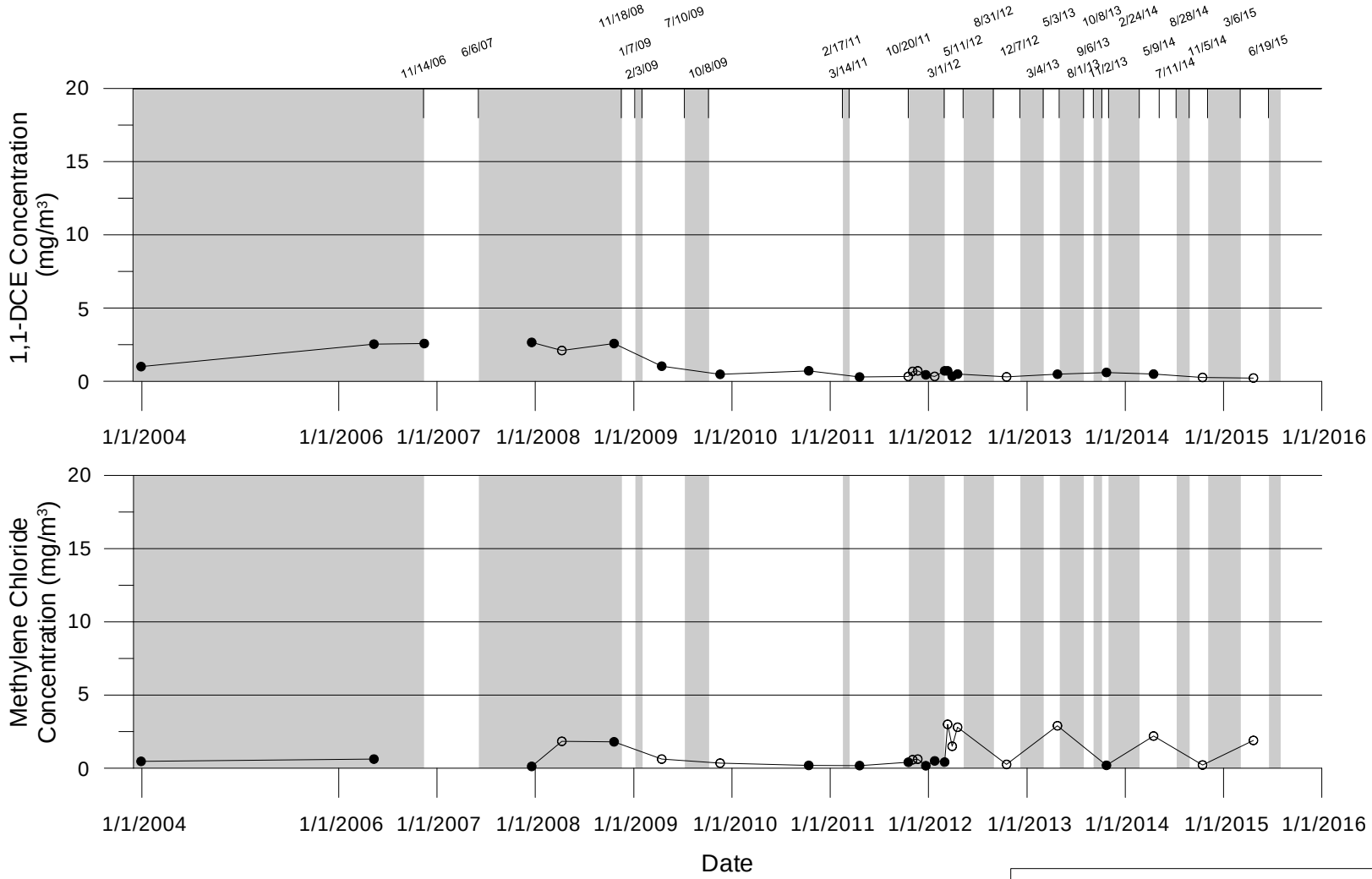

Note:

1. A discontinuous line occurs where the constituent concentration was nondetect and the reporting limit was not provided.

Abbreviations:

1,1-DCE= 1,1 Dichloroethene
mg = milligrams
m = meter

LEGEND

- ● Constituent concentration is above the reporting limit.
- ○ Non-detect is plotted as the reporting limit.
- Soil vapor extraction system was nonoperational.

Job No.:	14-2014-2025
PM:	JH
Date:	6/30/2015
Scale:	As Shown

Semi-Annual Monitoring Report
November 2014 to May 2015
Page-Trowbridge Ranch Landfill, Pinal County, Arizona

SGD-DP 1,1-DCE and Methylene Chloride Concentration Trends

FIGURE **2r**

amec foster wheeler

Path: X:\Projects\2014 Projects\14-2014-2025 PTRL 2015\MXD\Semi-Annual Reports\2015_2nd_Semi-Annual\Figure2r.aj

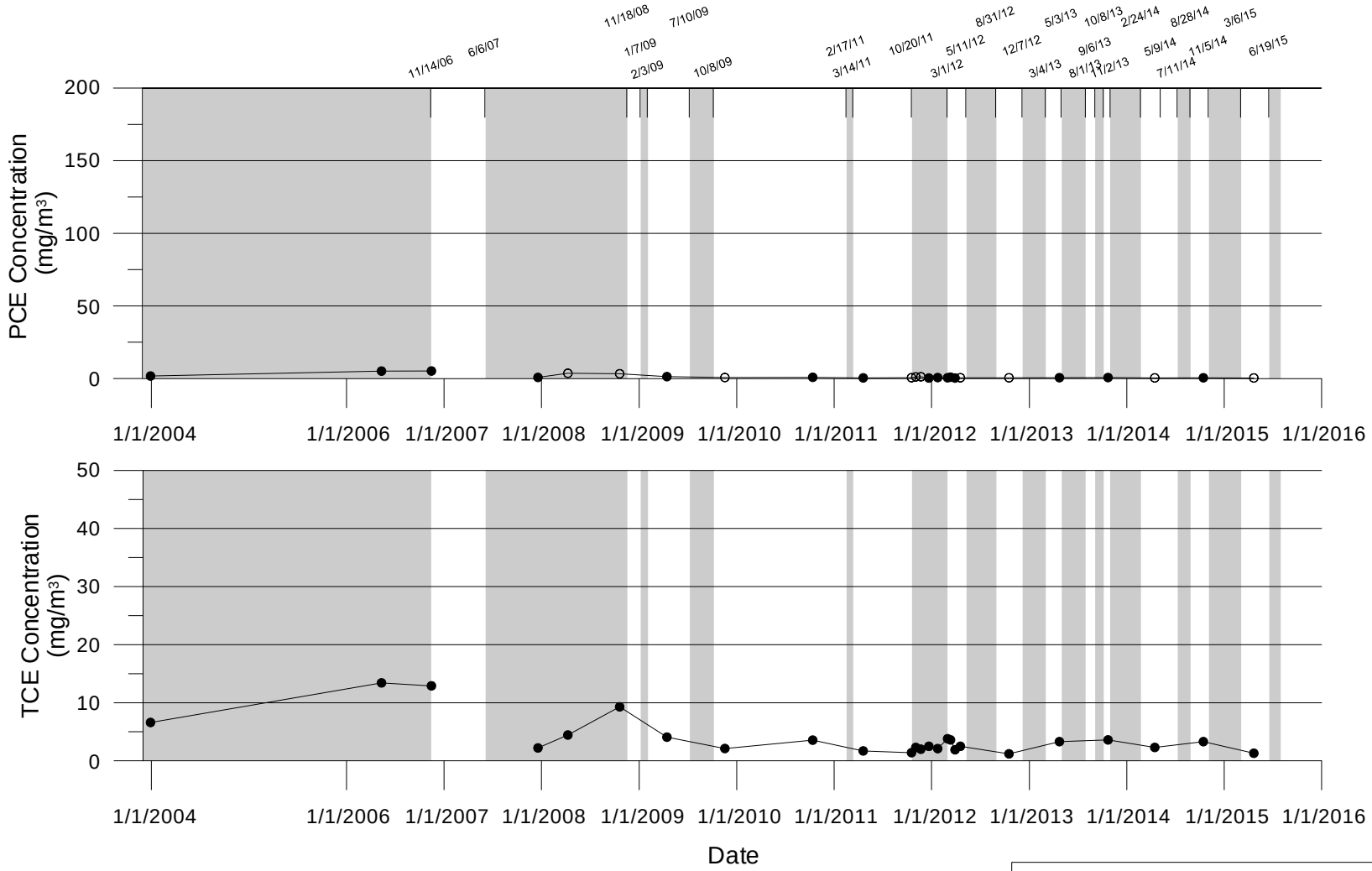

Note:

1. A discontinuous line occurs where the constituent concentration was nondetect and the reporting limit was not provided.

Abbreviations:

PCE=	Tetrachloroethene
TCE=	Trichloroethene
mg =	milligrams
m =	meter

LEGEND

- ● Constituent concentration is above the reporting limit.
- ○ Non-detect is plotted as the reporting limit.
- Soil vapor extraction system was nonoperational.

Job No.:	14-2014-2025
PM:	JH
Date:	6/30/2015
Scale:	As Shown

Semi-Annual Monitoring Report
November 2014 to May 2015
Page-Trowbridge Ranch Landfill, Pinal County, Arizona

SGD-DP PCE and TCE Concentration Trends

FIGURE **2s**

amec foster wheeler

Path: X:\Projects\2014 Projects\142014 2025 PTRL 2015\MXD\Semi-Annual Reports\2015 2nd Semi-Annual\Figure2s.ai

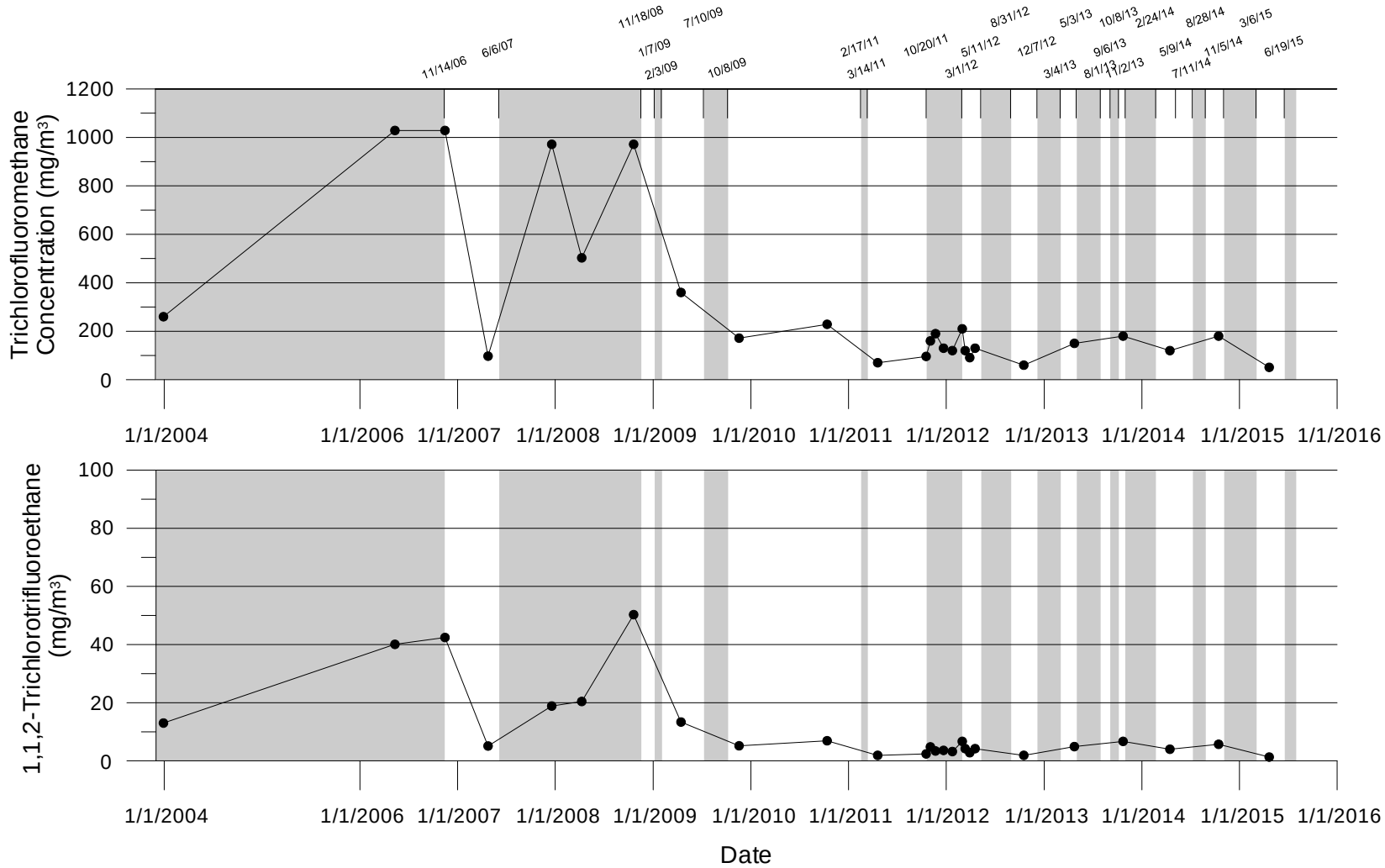

Abbreviations:

mg = milligrams
m = meter

LEGEND

● Constituent concentration is above the reporting limit.

Soil vapor extraction system was nonoperational.

Job No.:	14-2014-2025
PM:	JH
Date:	6/30/2015
Scale:	As Shown

Semi-Annual Monitoring Report
November 2014 to May 2015
Page-Trowbridge Ranch Landfill, Pinal County, Arizona

SGD-DP Trichlorofluoromethane and 1,1,2-Trichlorotrifluoroethane Concentration Trends

FIGURE **2t**

amec foster wheeler

Path: X:\Projects\2014 Projects\14201420 25 PTRL 2015\MXD\Semi-Annual Reports\2015 2nd Semi-Annual\Figure2t.aj

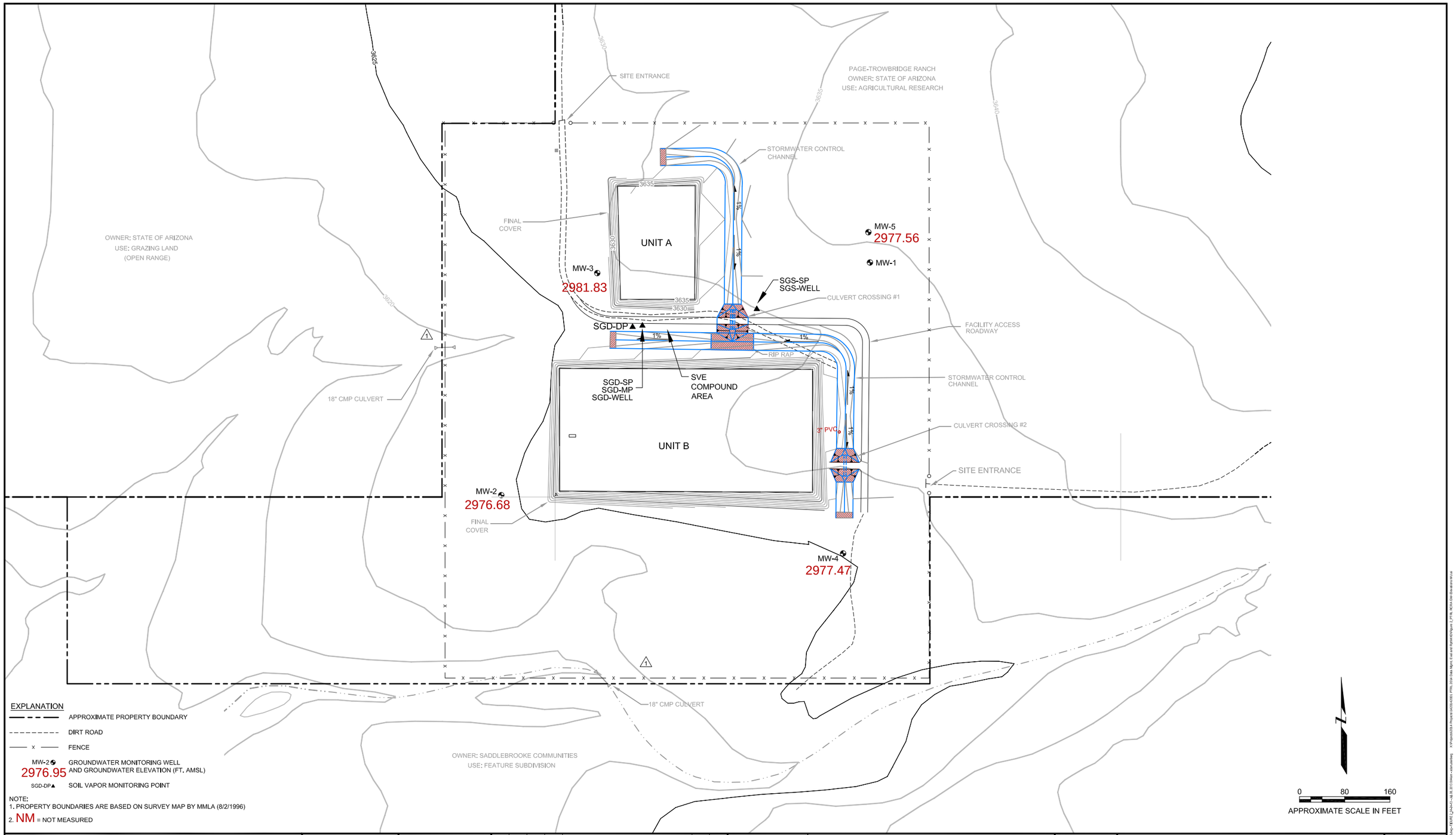

EXPLANATION

- APPROXIMATE PROPERTY BOUNDARY
- DIRT ROAD
- FENCE
- MW-2 2976.95 — GROUNDWATER MONITORING WELL AND GROUNDWATER ELEVATION (FT. AMSL)
- SGD-DP ▲ — SOIL VAPOR MONITORING POINT

NOTE:
1. PROPERTY BOUNDARIES ARE BASED ON SURVEY MAP BY MMLA (8/2/1996)
2. NM = NOT MEASURED

SOURCE: STEARNS, CONRAD AND SCHMIDT CONSULTING ENGINEERS, PHOENIX, ARIZONA DECEMBER 12, 1997.

REV	D	M	Y	ISSUE/REVISION DESCRIPTION	ENG.	APPR.
G						
F						
E						
D						
C						
B						
A						

Client Logo:

Client:
UNIVERSITY OF ARIZONA
P.O. BOX 210460
TUCSON, AZ. 85721-0460

Amec Foster Wheeler
4600 East Washington Street, Suite 600
Phoenix, Arizona 85034

DATUM: –
PROJECTION: –
DRAWN BY: APS
REVIEWED BY: MZ
ORIGINAL SCALE: AS SHOWN

PROJECT: PAGE - TROWBRIDGE RANCH LANDFILL (EPA ID AZ98066584)

TITLE: GROUNDWATER ELEVATIONS April 22, 2015

PROJECT NO.: 1420142025
REVISION NO. A
DATE: JUNE 2015
DRAWING NO.: FIGURE 3
SHEET NO.: _ of _

ATTACHMENTS

(Provided on CD)

Attachment 1 - Weekly and Quarterly Field Log Sheets (CD only)

PAGE-TROWBRIDGE RANCH LANDFILL INTERIM MEASURES
OPERATIONS AND MAINTENANCE FIELD DATA SHEET - WEEKLY / MONTHLY

3/6/2015	Time: 16:30	Technician: JRA	Technician:

.

PROCESS PARAMETER	WELL SGS / SVE-1	WELL SGD / SVE-2	COMMENTS
Operating Status (circle)	Extraction	Extraction / Injection	
Hour Meter Reading (hours)[1]	2171.8	12326.8	
Wellhead Gas Pressure (in WC)[2]	Ststem Started @ 4:30 PM		
KO Inlet Gas Pressure (in WC)[2]			
Pitot Tube Differential Pressure (in WC)[3]			
Blower Inlet Gas Pressure (in WC)[2]			
Blower Discharge Gas Pressure (in WC)[2]			
KO Condensate Level (inches)[5]			
SGS Condensate Sump Level (inches)[6]			
PROCESS PARAMETER	**Lead Inlet (Influent)**	**Lag Inlet (In-between)**	**Effluent Stack**
Gas Pressure (in WC)[2]			
PID Reading (ppmv) ppb ambier	ppb	ppb	ppb

PROCESS PARAMETERS - MONTHLY

PROCESS STREAM SAMPLING	Lead Inlet (Influent)	Lag Inlet (In-between)	Effluent Stack
Gas Sample Collected? (circle)[7]			
Date of Last Sampling Event			

ELECTRICAL PARAMETERS - WEEKLY

ELECTRICAL PARAMETER	SVE-1	SVE-2	COMMENTS
Operational Mode (circle)[8]	Bulk / Absorb / Float	Bulk / Absorb / Float	
Absorb Duration Setpoint (hours)	1	1	
Bulk / Absorb Voltage Setpoint (V)	28.6	29	
Current Limit Setpoint (A)	80	80	
Instantaneous Input Voltage (V)[8]			
Instantaneous Input Current (A)[8]			
Instantaneous Output Voltage (V)[8]			
Instantaneous Output Current (A)[8]			
Instantaneous MC Input Voltage (V)[9]	NA		
Instantaneous MC Output Voltage (V)[10]	NA		
Instantaneous Motor Input Voltage (V)[10]			
Instantaneous Motor Input Current (A)[11]			

1. Record from meter on control panel.
2. Connect portable pressure or vacuum gauge to valve port.
3. Use digital differential manometer or flow meter indicator.
4. Follow Section 6.2.1.
5. Measure height of water column within sight glass.
6. Measure height of water column with gauge stick.
7. Follow Section 6.2.2.
8. Obtain from status screen of charge controller.
9. Obtain from motor controller input terminal using voltmeter.
10. Obtain from motor controller output terminal using voltmeter.
11. Obtain from ammeter on control panel for DC, Multimeter for AC.

MAINTENANCE LOG AND OPERATIONS COMMENTS

SVE-1 Pitot tube properly oriented? (circle)		SVE-2 Pitot tube properly oriented? (circle)	
SVE-1 Pitot tube / connecting lines serviced? (circle)		SVE-2 Pitot tube / connecting lines serviced? (circle)	
Greased and Checked belts		Changed Belts Aligned Pulleys Greased	

Switched Lead/Lag Lead east Lag West

PAGE-TROWBRIDGE RANCH LANDFILL INTERIM MEASURES

OPERATIONS LOGGED DATA SHEET

LOGGED DATA FROM SVE-1 CHARGE CONTROLLER

Technician: JRA	DATE December 2, 2014						
ELECTRICAL PARAMETER	25-Nov	26-Nov	27-Nov	28-Nov	29-Nov	30-Nov	1-Dec
Accumulated Current (AH)[1]							
Accumulated DC Power (KWH)[1]							
Peak Input Voltage (V)[1]							
Peak Output Current (A)[1]							
Peak DC Power (KWH)[1]							
Maximum Output Voltage (V)[1]							
Minimum Output Voltage (V)[1]							
Accumulated Absorb Times (H)[1]							
Accumulated Float Times (H)[1]							

LOGGED DATA FROM SVE-2 CHARGE CONTROLLER

Technician: JRA							
ELECTRICAL PARAMETER	25-Nov	26-Nov	27-Nov	28-Nov	29-Nov	30-Nov	1-Dec
Accumulated Current (AH)[1]							
Accumulated DC Power (KWH)[1]							
Peak Input Voltage (V)[1]							
Peak Output Current (A)[1]							
Peak DC Power (KWH)[1]							
Maximum Output Voltage (V)[1]							
Minimum Output Voltage (V)[1]							
Accumulated Absorb Times (H)[1]							
Accumulated Float Times (H)[1]							

1. Obtain from end-of-day summary screen for indicated date.

PAGE-TROWBRIDGE RANCH LANDFILL INTERIM MEASURES
OPERATIONS AND MAINTENANCE FIELD DATA SHEET - WEEKLY / MONTHLY

Date:3/10/2015	Time:	Technician: JRA	Technician:

.

PROCESS PARAMETER	WELL SGS / SVE-1	WELL SGD / SVE-2	COMMENTS
Operating Status (circle)	Extraction	Extraction / Injection	
Hour Meter Reading (hours)[1]	2205.9	12355.3	
Wellhead Gas Pressure (in WC)[2]	-5	25	
KO Inlet Gas Pressure (in WC)[2]	12	6	
Pitot Tube Differential Pressure (in WC)[3]	2.2	0.4	
Blower Inlet Gas Pressure (in WC)[2]	-20	-15	
Blower Discharge Gas Pressure (in WC)[2]	10	30	
KO Condensate Level (inches)[5]	0	0	
SGS Condensate Sump Level (inches)[6]	0	NA	
PROCESS PARAMETER	**Lead Inlet (Influent)**	**Lag Inlet (In-between)**	**Effluent Stack**
Gas Pressure (in WC)[2]	5	2	0
PID Reading (ppmv) 69 ppb amb	10110 ppb	41 ppb	25 ppb

PROCESS PARAMETERS - MONTHLY

PROCESS STREAM SAMPLING	Lead Inlet (Influent)	Lag Inlet (In-between)	Effluent Stack
Gas Sample Collected? (circle)[7]	Yes	yes	yes
Date of Last Sampling Event	3/10/2015	3/10/2015	3/10/2015

ELECTRICAL PARAMETERS - WEEKLY

ELECTRICAL PARAMETER	SVE-1	SVE-2	COMMENTS
Operational Mode (circle)[8]	Bulk / Absorb / Float	Bulk / Absorb / Float	
Absorb Duration Setpoint (hours)	1	1	
Bulk / Absorb Voltage Setpoint (V)	28.6	29	
Current Limit Setpoint (A)	80	80	
Instantaneous Input Voltage (V)[8]	68.2	66.4	
Instantaneous Input Current (A)[8]	25.5	23.6	
Instantaneous Output Voltage (V)[8]	27	27.5	
Instantaneous Output Current (A)[8]	52.9	52.4	
Instantaneous MC Input Voltage (V)[9]	NA	27.3	
Instantaneous MC Output Voltage (V)[10]	NA	25.4	
Instantaneous Motor Input Voltage (V)[10]	108.3	24.3	
Instantaneous Motor Input Current (A)[11]	14.7	20	

1. Record from meter on control panel.
2. Connect portable pressure or vacuum gauge to valve port.
3. Use digital differential manometer or flow meter indicator.
4. Follow Section 6.2.1.
5. Measure height of water column within sight glass.
6. Measure height of water column with gauge stick.
7. Follow Section 6.2.2.
8. Obtain from status screen of charge controller.
9. Obtain from motor controller input terminal using voltmeter.
10. Obtain from motor controller output terminal using voltmeter.
11. Obtain from ammeter on control panel for DC, Multimeter for AC.

MAINTENANCE LOG AND OPERATIONS COMMENTS

SVE-1 Pitot tube properly oriented? (circle)		SVE-2 Pitot tube properly oriented? (circle)	
SVE-1 Pitot tube / connecting lines serviced? (circle)		SVE-2 Pitot tube / connecting lines serviced? (circle)	

PAGE-TROWBRIDGE RANCH LANDFILL INTERIM MEASURES

OPERATIONS LOGGED DATA SHEET

LOGGED DATA FROM SVE-1 CHARGE CONTROLLER

Technician: JRA	DATE March 10, 2015						
ELECTRICAL PARAMETER	3-Mar	4-Mar	5-Mar	6-Mar	7-Mar	8-Mar	9-Mar
Accumulated Current (AH)[1]					428	528	520
Accumulated DC Power (KWH)[1]					11.5	14.6	14.3
Peak Input Voltage (V)[1]					87	84	84
Peak Output Current (A)[1]					84.9	77.1	77.8
Peak DC Power (KWH)[1]					2.38	2.11	2.27
Maximum Output Voltage (V)[1]					29	29.1	29.3
Minimum Output Voltage (V)[1]					23.7	19.7	19.8
Accumulated Absorb Times (H)[1]					0:00	0:00	0:00
Accumulated Float Times (H)[1]					0:00	0:00	0:00

LOGGED DATA FROM SVE-2 CHARGE CONTROLLER

Technician: JRA							
ELECTRICAL PARAMETER	3-Mar	4-Mar	5-Mar	6-Mar	7-Mar	8-Mar	9-Mar
Accumulated Current (AH)[1]					382	271	373
Accumulated DC Power (KWH)[1]					10.3	10.2	10.2
Peak Input Voltage (V)[1]					85	102	84
Peak Output Current (A)[1]					73.3	67.3	62.7
Peak DC Power (KWH)[1]					2.12	1.89	1.81
Maximum Output Voltage (V)[1]					29.6	29.7	16:48
Minimum Output Voltage (V)[1]					24.3	24.2	24.1
Accumulated Absorb Times (H)[1]					1:01	1:03	1:03
Accumulated Float Times (H)[1]					0:00	3:45	3:31

1. Obtain from end-of-day summary screen for indicated date.

PAGE-TROWBRIDGE RANCH LANDFILL INTERIM MEASURES
OPERATIONS AND MAINTENANCE FIELD DATA SHEET - WEEKLY / MONTHLY

Date:3/24/2015	Time:	Technician: JRA	Technician:

.

PROCESS PARAMETER	WELL SGS / SVE-1	WELL SGD / SVE-2	COMMENTS
Operating Status (circle)	Extraction	Extraction / Injection	
Hour Meter Reading (hours)[1]	2255.3	12394.1	
Wellhead Gas Pressure (in WC)[2]	-5	29	
KO Inlet Gas Pressure (in WC)[2]	9	7	
Pitot Tube Differential Pressure (in WC)[3]	2.2	0.4	
Blower Inlet Gas Pressure (in WC)[2]	-18	-13	
Blower Discharge Gas Pressure (in WC)[2]	10	30	
KO Condensate Level (inches)[5]	0	0	
SGS Condensate Sump Level (inches)[6]	2"	NA	
PROCESS PARAMETER	**Lead Inlet (Influent)**	**Lag Inlet (In-between)**	**Effluent Stack**
Gas Pressure (in WC)[2]	6	5	2
PID Reading (ppmv) 0 ppb ambie	8179 ppb	33 ppb	0 ppb

PROCESS PARAMETERS - MONTHLY

PROCESS STREAM SAMPLING	Lead Inlet (Influent)	Lag Inlet (In-between)	Effluent Stack
Gas Sample Collected? (circle)[7]	no	no	no
Date of Last Sampling Event	3/10/2015	3/10/2015	3/10/2015

ELECTRICAL PARAMETERS - WEEKLY

ELECTRICAL PARAMETER	SVE-1	SVE-2	COMMENTS
Operational Mode (circle)[8]	Bulk / Absorb / Float	Bulk / Absorb / Float	
Absorb Duration Setpoint (hours)	1	1	
Bulk / Absorb Voltage Setpoint (V)	28.6	29	
Current Limit Setpoint (A)	80	80	
Instantaneous Input Voltage (V)[8]	70.8	75.6	
Instantaneous Input Current (A)[8]	24.9	12.4	
Instantaneous Output Voltage (V)[8]	28.2	27.9	
Instantaneous Output Current (A)[8]	56.4	30.5	
Instantaneous MC Input Voltage (V)[9]	NA	27.8	
Instantaneous MC Output Voltage (V)[10]	NA	26	
Instantaneous Motor Input Voltage (V)[10]	103.6	25.7	
Instantaneous Motor Input Current (A)[11]	15.3	20	

1. Record from meter on control panel.
2. Connect portable pressure or vacuum gauge to valve port.
3. Use digital differential manometer or flow meter indicator.
4. Follow Section 6.2.1.
5. Measure height of water column within sight glass.
6. Measure height of water column with gauge stick.
7. Follow Section 6.2.2.
8. Obtain from status screen of charge controller.
9. Obtain from motor controller input terminal using voltmeter.
10. Obtain from motor controller output terminal using voltmeter.
11. Obtain from ammeter on control panel for DC, Multimeter for AC.

MAINTENANCE LOG AND OPERATIONS COMMENTS

SVE-1 Pitot tube properly oriented? (circle)		SVE-2 Pitot tube properly oriented? (circle)	
SVE-1 Pitot tube / connecting lines serviced? (circle)		SVE-2 Pitot tube / connecting lines serviced? (circle)	

PAGE-TROWBRIDGE RANCH LANDFILL INTERIM MEASURES

OPERATIONS LOGGED DATA SHEET

LOGGED DATA FROM SVE-1 CHARGE CONTROLLER

Technician: JRA	DATE March 24, 2015						
ELECTRICAL PARAMETER	17-Mar	18-Mar	19-Mar	20-Mar	21-Mar	22-Mar	23-Mar
Accumulated Current (AH)[1]	49	8	5	1	5	4	0
Accumulated DC Power (KWH)[1]	1.4	0.2	0.1	0	0.1	0.1	0
Peak Input Voltage (V)[1]	85	86	83	79	82	83	77
Peak Output Current (A)[1]	34.2	13.1	7.5	6.2	4.3	4.7	4.99
Peak DC Power (KWH)[1]	1	0.36	0.21	0.18	0.13	0.13	0.14
Maximum Output Voltage (V)[1]	30.4	30.3	31.8	30.8	31.1	30.5	29.2
Minimum Output Voltage (V)[1]	19.3	25.9	25.9	25.9	25.9	25.8	25.8
Accumulated Absorb Times (H)[1]	1:01	1:01	1:00	:10	1:08	1:02	0:00
Accumulated Float Times (H)[1]	6:04	8:10	8:32	0:00	7:48	8:43	0:00

LOGGED DATA FROM SVE-2 CHARGE CONTROLLER

Technician: JRA							
ELECTRICAL PARAMETER	17-Mar	18-Mar	19-Mar	20-Mar	21-Mar	22-Mar	23-Mar
Accumulated Current (AH)[1]	304	140	100	53	93	71	48
Accumulated DC Power (KWH)[1]	8.2	3.1	2.3	1.4	1.2	1.3	1.1
Peak Input Voltage (V)[1]	83	83	85	8.6	83	83	83
Peak Output Current (A)[1]	68.6	54.4	35.6	25.4	12.2	12.3	14.1
Peak DC Power (KWH)[1]	1.97	1.51	1.04	16:48	0.34	0.34	0.39
Maximum Output Voltage (V)[1]	30.3	28.1	29.9	29.7	31.3	30.2	29.9
Minimum Output Voltage (V)[1]	7:12	24.1	25.3	25.3	25.3	25.3	25.2
Accumulated Absorb Times (H)[1]	1:02	0:00	1:02	1:00	1:12	1:11	1:02
Accumulated Float Times (H)[1]	0:00	0:00	5:21	9:09	9:06	9:08	9:04

1. Obtain from end-of-day summary screen for indicated date.

PAGE-TROWBRIDGE RANCH LANDFILL INTERIM MEASURES
OPERATIONS AND MAINTENANCE FIELD DATA SHEET - WEEKLY / MONTHLY

Date:4/2/2015	Time:	Technician: JRA	Technician:

.

PROCESS PARAMETER	WELL SGS / SVE-1	WELL SGD / SVE-2	COMMENTS
Operating Status (circle)	Extraction	Extraction / Injection	
Hour Meter Reading (hours)[1]	2309.2	12440.1	
Wellhead Gas Pressure (in WC)[2]	-5	28	
KO Inlet Gas Pressure (in WC)[2]	11	6	
Pitot Tube Differential Pressure (in WC)[3]	2.2	0.4	
Blower Inlet Gas Pressure (in WC)[2]	-17	-10	
Blower Discharge Gas Pressure (in WC)[2]	10	30	
KO Condensate Level (inches)[5]	0	0	
SGS Condensate Sump Level (inches)[6]	0	NA	
PROCESS PARAMETER	**Lead Inlet (Influent)**	**Lag Inlet (In-between)**	**Effluent Stack**
Gas Pressure (in WC)[2]	6	1	0
PID Reading (ppmv) 30 ppb amb	11550 ppb	0 ppb	14 ppb

PROCESS PARAMETERS - MONTHLY

PROCESS STREAM SAMPLING	Lead Inlet (Influent)	Lag Inlet (In-between)	Effluent Stack
Gas Sample Collected? (circle)[7]	Yes	yes	yes
Date of Last Sampling Event	4/2/2015	4/2/2015	4/2/2015

ELECTRICAL PARAMETERS - WEEKLY

ELECTRICAL PARAMETER	SVE-1	SVE-2	COMMENTS
Operational Mode (circle)[8]	Bulk / Absorb / Float	Bulk / Absorb / Float	
Absorb Duration Setpoint (hours)	1	1	
Bulk / Absorb Voltage Setpoint (V)	28.6	29	
Current Limit Setpoint (A)	80	80	
Instantaneous Input Voltage (V)[8]	65.2	63.4	
Instantaneous Input Current (A)[8]	18.5	27.9	
Instantaneous Output Voltage (V)[8]	25.8	27.3	
Instantaneous Output Current (A)[8]	46.9	53.2	
Instantaneous MC Input Voltage (V)[9]	NA	27.4	
Instantaneous MC Output Voltage (V)[10]	NA	25.5	
Instantaneous Motor Input Voltage (V)[10]	111.2	25.2	
Instantaneous Motor Input Current (A)[11]	14.9	20	

1. Record from meter on control panel.
2. Connect portable pressure or vacuum gauge to valve port.
3. Use digital differential manometer or flow meter indicator.
4. Follow Section 6.2.1.
5. Measure height of water column within sight glass.
6. Measure height of water column with gauge stick.
7. Follow Section 6.2.2.
8. Obtain from status screen of charge controller.
9. Obtain from motor controller input terminal using voltmeter.
10. Obtain from motor controller output terminal using voltmeter.
11. Obtain from ammeter on control panel for DC, Multimeter for AC.

MAINTENANCE LOG AND OPERATIONS COMMENTS

SVE-1 Pitot tube properly oriented? (circle)		SVE-2 Pitot tube properly oriented? (circle)	
SVE-1 Pitot tube / connecting lines serviced? (circle)		SVE-2 Pitot tube / connecting lines serviced? (circle)	
		Replaced air filter	

PAGE-TROWBRIDGE RANCH LANDFILL INTERIM MEASURES

OPERATIONS LOGGED DATA SHEET

LOGGED DATA FROM SVE-1 CHARGE CONTROLLER

Technician: JRA	DATE April 2, 2015						
ELECTRICAL PARAMETER	26-Mar	27-Mar	28-Mar	29-Mar	30-Mar	31-Mar	1-Apr
Accumulated Current (AH)[1]	5	4	0	395	506	532	524
Accumulated DC Power (KWH)[1]	0.1	0.1	0	10.9	13.9	14.6	14.3
Peak Input Voltage (V)[1]	82	83	77	83	84	85	84
Peak Output Current (A)[1]	4.3	4.7	4.9	62.2	68.5	70.8	69.8
Peak DC Power (KWH)[1]	0.13	0.13	0.14	1.75	1.92	2.01	1.97
Maximum Output Voltage (V)[1]	31.1	30.5	29.2	25.7	29	25.7	25.6
Minimum Output Voltage (V)[1]	25.9	25.8	25.8	23.7	20.1	20.1	20.1
Accumulated Absorb Times (H)[1]	1.08	1.02	0	1.04	0	0	0
Accumulated Float Times (H)[1]	7.48	8.43	0	5.53	0	0	0

LOGGED DATA FROM SVE-2 CHARGE CONTROLLER

Technician: JRA							
ELECTRICAL PARAMETER	26-Mar	27-Mar	28-Mar	29-Mar	30-Mar	31-Mar	1-Apr
Accumulated Current (AH)[1]	375	372	470	415	156	50	40
Accumulated DC Power (KWH)[1]	10.2	10.2	12.6	11.1	4.3	1.2	1.01
Peak Input Voltage (V)[1]	85	84	82	82	82	82	83
Peak Output Current (A)[1]	60.9	59.7	65.1	68.1	34.4	16.6	15.4
Peak DC Power (KWH)[1]	1.75	1.73	1.78	19:12	1	0.48	0.44
Maximum Output Voltage (V)[1]	29.2	29	29	25.9	29.1	25.6	30.1
Minimum Output Voltage (V)[1]	24.2	24.2	24.8	24.7	25.4	25.3	25.3
Accumulated Absorb Times (H)[1]	1.01	1.02	1.01	0.32	1.02	1.03	1.03
Accumulated Float Times (H)[1]	3.55	3.49	0.11	0	7.21	9.25	9.28

1. Obtain from end-of-day summary screen for indicated date.

PAGE-TROWBRIDGE RANCH LANDFILL INTERIM MEASURES
OPERATIONS AND MAINTENANCE FIELD DATA SHEET - WEEKLY / MONTHLY

Date:4/10/2015	Time:	Technician: JRA	Technician:

.

PROCESS PARAMETER	WELL SGS / SVE-1	WELL SGD / SVE-2	COMMENTS
Operating Status (circle)	Extraction	Extraction / Injection	
Hour Meter Reading (hours)[1]	2391.6	12519.4	
Wellhead Gas Pressure (in WC)[2]	-5	30	
KO Inlet Gas Pressure (in WC)[2]	12	7	
Pitot Tube Differential Pressure (in WC)[3]	2.2	0.4 installed new pitot and mag	
Blower Inlet Gas Pressure (in WC)[2]	-18	-13	
Blower Discharge Gas Pressure (in WC)[2]	10	30	
KO Condensate Level (inches)[5]	0	0	
SGS Condensate Sump Level (inches)[6]	6" pumped	NA	
PROCESS PARAMETER	**Lead Inlet (Influent)**	**Lag Inlet (In-between)**	**Effluent Stack**
Gas Pressure (in WC)[2]	6	1	0
PID Reading (ppmv) 54 ppb amb	9602 ppb	275 ppb	128 ppb

PROCESS PARAMETERS - MONTHLY

PROCESS STREAM SAMPLING	Lead Inlet (Influent)	Lag Inlet (In-between)	Effluent Stack
Gas Sample Collected? (circle)[7]	NO	No	No
Date of Last Sampling Event	4/2/2015	4/2/2015	4/2/2015

ELECTRICAL PARAMETERS - WEEKLY

ELECTRICAL PARAMETER	SVE-1	SVE-2	COMMENTS
Operational Mode (circle)[8]	Bulk / Absorb / Float	Bulk / Absorb / Float	
Absorb Duration Setpoint (hours)	1	1	
Bulk / Absorb Voltage Setpoint (V)	28.6	29	
Current Limit Setpoint (A)	80	80	
Instantaneous Input Voltage (V)[8]	61.2	72.8	
Instantaneous Input Current (A)[8]	31.2	19.4	
Instantaneous Output Voltage (V)[8]	28.8	28.9	
Instantaneous Output Current (A)[8]	63.9	43.6	
Instantaneous MC Input Voltage (V)[9]	NA	28.6	
Instantaneous MC Output Voltage (V)[10]	NA	26.7	
Instantaneous Motor Input Voltage (V)[10]	101.4	26.5	
Instantaneous Motor Input Current (A)[11]	15.2	20	

1. Record from meter on control panel.
2. Connect portable pressure or vacuum gauge to valve port.
3. Use digital differential manometer or flow meter indicator.
4. Follow Section 6.2.1.
5. Measure height of water column within sight glass.
6. Measure height of water column with gauge stick.
7. Follow Section 6.2.2.
8. Obtain from status screen of charge controller.
9. Obtain from motor controller input terminal using voltmeter.
10. Obtain from motor controller output terminal using voltmeter.
11. Obtain from ammeter on control panel for DC, Multimeter for AC.

MAINTENANCE LOG AND OPERATIONS COMMENTS

SVE-1 Pitot tube properly oriented? (circle)		SVE-2 Pitot tube properly oriented? (circle)	
SVE-1 Pitot tube / connecting lines serviced? (circle)		SVE-2 Pitot tube / connecting lines serviced? (circle)	

PAGE-TROWBRIDGE RANCH LANDFILL INTERIM MEASURES

OPERATIONS LOGGED DATA SHEET

LOGGED DATA FROM SVE-1 CHARGE CONTROLLER

Technician: JRA	DATE April 10, 2015						
ELECTRICAL PARAMETER	3-Apr	4-Apr	5-Apr	6-Apr	7-Apr	8-Apr	9-Apr
Accumulated Current (AH)[1]	469	451	479	521	509	519	506
Accumulated DC Power (KWH)[1]	12.7	12.2	12.9	14.2	13.9	14.3	13.9
Peak Input Voltage (V)[1]	85	83	83	83	84	85	84
Peak Output Current (A)[1]	73.5	80.9	76.2	69.3	72.1	69.4	66.7
Peak DC Power (KWH)[1]	2.11	2.28	2.18	1.95	2.05	1.97	1.88
Maximum Output Voltage (V)[1]	29	29.2	29.1	29	29.2	29.4	29.1
Minimum Output Voltage (V)[1]	23.8	20.1	20	19.9	23.7	20	20
Accumulated Absorb Times (H)[1]	0	0	0	0	0	0	0
Accumulated Float Times (H)[1]	0	0	0	0	0	0	0

LOGGED DATA FROM SVE-2 CHARGE CONTROLLER

Technician: JRA							
ELECTRICAL PARAMETER	3-Apr	4-Apr	5-Apr	6-Apr	7-Apr	8-Apr	9-Apr
Accumulated Current (AH)[1]	376	364	391	438	38.6	424	436
Accumulated DC Power (KWH)[1]	10	9.8	10.5	10.4	10.5	9.8	10
Peak Input Voltage (V)[1]	85	84	83	102	84	85	102
Peak Output Current (A)[1]	60.5	72.4	59.8	59.6	60.2	578	58.4
Peak DC Power (KWH)[1]	1.75	2.05	1.73	17:16	1.75	1.67	1.69
Maximum Output Voltage (V)[1]	29.2	29.9	29	29	29.3	29.4	29.2
Minimum Output Voltage (V)[1]	24.3	24.2	24.3	24.2	24.2	24.2	24.2
Accumulated Absorb Times (H)[1]	1.02	1.15	1.02	1.01	1.03	1.01	1
Accumulated Float Times (H)[1]	2	1.53	2.06	3.3	3.03	3.55	3.33

1. Obtain from end-of-day summary screen for indicated date.

PAGE-TROWBRIDGE RANCH LANDFILL INTERIM MEASURES
OPERATIONS AND MAINTENANCE FIELD DATA SHEET - WEEKLY / MONTHLY

Date:4/20/2015	Time:	Technician: JRA	Technician:

.

PROCESS PARAMETER	WELL SGS / SVE-1	WELL SGD / SVE-2	COMMENTS
Operating Status (circle)	Extraction	Extraction / Injection	
Hour Meter Reading (hours)[1]	2587.5	12633.8	
Wellhead Gas Pressure (in WC)[2]	-5	28	
KO Inlet Gas Pressure (in WC)[2]	10	7	
Pitot Tube Differential Pressure (in WC)[3]	2.4v (new pitot and mag)	0.6	
Blower Inlet Gas Pressure (in WC)[2]	-18	-12	
Blower Discharge Gas Pressure (in WC)[2]	10	28	
KO Condensate Level (inches)[5]	0	0	
SGS Condensate Sump Level (inches)[6]	2"	NA	
PROCESS PARAMETER	**Lead Inlet (Influent)**	**Lag Inlet (In-between)**	**Effluent Stack**
Gas Pressure (in WC)[2]	5	1	0
PID Reading (ppmv) 87 ppb amb	7567 ppb	137 ppb	96 ppb

PROCESS PARAMETERS - MONTHLY

PROCESS STREAM SAMPLING	Lead Inlet (Influent)	Lag Inlet (In-between)	Effluent Stack
Gas Sample Collected? (circle)[7]	NO	No	No
Date of Last Sampling Event	4/2/2015	4/2/2015	4/2/2015

ELECTRICAL PARAMETERS - WEEKLY

ELECTRICAL PARAMETER	SVE-1	SVE-2	COMMENTS
Operational Mode (circle)[8]	Bulk / Absorb / Float	Bulk / Absorb / Float	
Absorb Duration Setpoint (hours)	1	1	
Bulk / Absorb Voltage Setpoint (V)	28.6	29	
Current Limit Setpoint (A)	80	80	
Instantaneous Input Voltage (V)[8]	65	65.8	
Instantaneous Input Current (A)[8]	19.3	16.3	
Instantaneous Output Voltage (V)[8]	26	26.4	
Instantaneous Output Current (A)[8]	45.1	36.9	
Instantaneous MC Input Voltage (V)[9]	NA	26.4	
Instantaneous MC Output Voltage (V)[10]	NA	26.2	
Instantaneous Motor Input Voltage (V)[10]	111.1	24.1	
Instantaneous Motor Input Current (A)[11]	14.2	20	

1. Record from meter on control panel.
2. Connect portable pressure or vacuum gauge to valve port.
3. Use digital differential manometer or flow meter indicator.
4. Follow Section 6.2.1.
5. Measure height of water column within sight glass.
6. Measure height of water column with gauge stick.
7. Follow Section 6.2.2.
8. Obtain from status screen of charge controller.
9. Obtain from motor controller input terminal using voltmeter.
10. Obtain from motor controller output terminal using voltmeter.
11. Obtain from ammeter on control panel for DC, Multimeter for AC.

MAINTENANCE LOG AND OPERATIONS COMMENTS

SVE-1 Pitot tube properly oriented? (circle)		SVE-2 Pitot tube properly oriented? (circle)	
SVE-1 Pitot tube / connecting lines serviced? (circle)		SVE-2 Pitot tube / connecting lines serviced? (circle)	
Motor tripped, reset came on, Replace pitot tube and mag, tubing replaced			

PAGE-TROWBRIDGE RANCH LANDFILL INTERIM MEASURES

OPERATIONS LOGGED DATA SHEET

LOGGED DATA FROM SVE-1 CHARGE CONTROLLER

Technician: JRA	DATE April 20, 2015						
ELECTRICAL PARAMETER	13-Apr	14-Apr	15-Apr	16-Apr	17-Apr	18-Apr	19-Apr
Accumulated Current (AH)[1]	30	17	21	16	17	28	29
Accumulated DC Power (KWH)[1]	0.8	0.4	0.5	0.4	0.4	0.7	0.8
Peak Input Voltage (V)[1]	83	85	84	84	83	83	82
Peak Output Current (A)[1]	23.2	234	27.9	23.9	24.1	21.8	33.9
Peak DC Power (KWH)[1]	0.64	0.65	0.8	0.66	0.69	0.62	0.97
Maximum Output Voltage (V)[1]	30	29.9	29	29.6	28.9	30.6	29.4
Minimum Output Voltage (V)[1]	25.3	25.3	25.2	25.2	25.3	25.2	25.3
Accumulated Absorb Times (H)[1]	1.06	1	0.1	1	0	1.01	1.04
Accumulated Float Times (H)[1]	0.44	7.01	0	7.1	0	0.46	0.49

LOGGED DATA FROM SVE-2 CHARGE CONTROLLER

Technician: JRA							
ELECTRICAL PARAMETER	13-Apr	14-Apr	15-Apr	16-Apr	17-Apr	18-Apr	19-Apr
Accumulated Current (AH)[1]	338	261	283	259	267	314	309
Accumulated DC Power (KWH)[1]	7.7	6.7	7.1	7	6.9	6.9	6.8
Peak Input Voltage (V)[1]	102	102	83	86	84	102	102
Peak Output Current (A)[1]	45	37.2	39	37.9	36.6	38.4	38.6
Peak DC Power (KWH)[1]	1.29	1.07	1.1	2:24	1.06	1.1	1.11
Maximum Output Voltage (V)[1]	28.9	28.9	29.5	29.4	29.4	30.1	29.3
Minimum Output Voltage (V)[1]	24.3	24.3	24.3	24.4	24.3	24.3	24.3
Accumulated Absorb Times (H)[1]	1.01	1.03	1.09	1.03	1.02	1.07	1.03
Accumulated Float Times (H)[1]	6.31	5.25	6.32	7.29	7.21	6.38	6.36

1. Obtain from end-of-day summary screen for indicated date.

PAGE-TROWBRIDGE RANCH LANDFILL INTERIM MEASURES
OPERATIONS AND MAINTENANCE FIELD DATA SHEET - WEEKLY / MONTHLY

Date:4/27/2015	Time:	Technician: JRA	Technician:

.

PROCESS PARAMETER	WELL SGS / SVE-1	WELL SGD / SVE-2	COMMENTS
Operating Status (circle)	Extraction	Extraction / Injection	
Hour Meter Reading (hours)[1]	2679.6	12694.73	
Wellhead Gas Pressure (in WC)[2]	-5	28	
KO Inlet Gas Pressure (in WC)[2]	10	7	
Pitot Tube Differential Pressure (in WC)[3]	3.8	0.5	
Blower Inlet Gas Pressure (in WC)[2]	-18	-15	
Blower Discharge Gas Pressure (in WC)[2]	10	30	
KO Condensate Level (inches)[5]	0	0	
SGS Condensate Sump Level (inches)[6]	0	NA	
PROCESS PARAMETER	**Lead Inlet (Influent)**	**Lag Inlet (In-between)**	**Effluent Stack**
Gas Pressure (in WC)[2]	5	1	0
PID Reading (ppmv) 0 ppb ambie	10180 ppb	0 ppb	0 ppb

PROCESS PARAMETERS - MONTHLY

PROCESS STREAM SAMPLING	Lead Inlet (Influent)	Lag Inlet (In-between)	Effluent Stack
Gas Sample Collected? (circle)[7]	NO	No	No
Date of Last Sampling Event	4/2/2015	4/2/2015	4/2/2015

ELECTRICAL PARAMETERS - WEEKLY

ELECTRICAL PARAMETER	SVE-1	SVE-2	COMMENTS
Operational Mode (circle)[8]	Bulk / Absorb / Float	Bulk / Absorb / Float	
Absorb Duration Setpoint (hours)	1	1	
Bulk / Absorb Voltage Setpoint (V)	28.6	29	
Current Limit Setpoint (A)	80	80	
Instantaneous Input Voltage (V)[8]	65.6	78.4	
Instantaneous Input Current (A)[8]	29.6	9.6	
Instantaneous Output Voltage (V)[8]	27.2	26.8	
Instantaneous Output Current (A)[8]	65.8	25.7	
Instantaneous MC Input Voltage (V)[9]	NA	26.8	
Instantaneous MC Output Voltage (V)[10]	NA	25	
Instantaneous Motor Input Voltage (V)[10]	108.8	24.8	
Instantaneous Motor Input Current (A)[11]	15.6	20	

1. Record from meter on control panel.
2. Connect portable pressure or vacuum gauge to valve port.
3. Use digital differential manometer or flow meter indicator.
4. Follow Section 6.2.1.
5. Measure height of water column within sight glass.
6. Measure height of water column with gauge stick.
7. Follow Section 6.2.2.
8. Obtain from status screen of charge controller.
9. Obtain from motor controller input terminal using voltmeter.
10. Obtain from motor controller output terminal using voltmeter.
11. Obtain from ammeter on control panel for DC, Multimeter for AC.

MAINTENANCE LOG AND OPERATIONS COMMENTS

SVE-1 Pitot tube properly oriented? (circle)		SVE-2 Pitot tube properly oriented? (circle)	
SVE-1 Pitot tube / connecting lines serviced? (circle)		SVE-2 Pitot tube / connecting lines serviced? (circle)	
SVE-1 tripped reset and started system			

PAGE-TROWBRIDGE RANCH LANDFILL INTERIM MEASURES

OPERATIONS LOGGED DATA SHEET

LOGGED DATA FROM SVE-1 CHARGE CONTROLLER

Technician: JRA	DATE April 27, 2015						
ELECTRICAL PARAMETER	14-Apr	15-Apr	16-Apr	17-Apr	18-Apr	19-Apr	20-Apr
Accumulated Current (AH)[1]	492	352	349	31	59	70	17
Accumulated DC Power (KWH)[1]	13.2	9.3	9.3	0.8	1.6	1.9	0.4
Peak Input Voltage (V)[1]	83	86	86	84	82	89	84
Peak Output Current (A)[1]	68.7	65.3	92.6	28.9	36.8	38.7	25
Peak DC Power (KWH)[1]	1.84	1.71	2.46	0.79	1.45	1.1	0.82
Maximum Output Voltage (V)[1]	28.7	28.7	29.7	28.9	32.5	31.4	31.3
Minimum Output Voltage (V)[1]	19.2	23.6	19.4	19.1	25.3	25.2	23.6
Accumulated Absorb Times (H)[1]	0.16	0.01	0.15	1	1.09	1.03	1.01
Accumulated Float Times (H)[1]	0	3.2	0	3.43	1.5	4.45	3.39

LOGGED DATA FROM SVE-2 CHARGE CONTROLLER

Technician: JRA							
ELECTRICAL PARAMETER	14-Apr	15-Apr	16-Apr	17-Apr	18-Apr	19-Apr	20-Apr
Accumulated Current (AH)[1]	312	390	410	502	354	252	186
Accumulated DC Power (KWH)[1]	7.2	9	9.2	11.8	7.9	6.3	5
Peak Input Voltage (V)[1]	102	82	102	84	88	86	91
Peak Output Current (A)[1]	42.6	56.8	55.8	63.9	77.2	43.6	54.4
Peak DC Power (KWH)[1]	1.13	1.61	1.59	17:02	2.11	1.25	1.56
Maximum Output Voltage (V)[1]	29.5	31.5	28.9	29	30	30.9	31.5
Minimum Output Voltage (V)[1]	24.3	24.2	24.2	24.2	24	24	24.3
Accumulated Absorb Times (H)[1]	1.04	1.02	1.01	0.4	1.1	1.01	1.32
Accumulated Float Times (H)[1]	5.52	3.52	3.33	0	0.1	5.12	0.35

1. Obtain from end-of-day summary screen for indicated date.

PAGE-TROWBRIDGE RANCH LANDFILL INTERIM MEASURES
OPERATIONS AND MAINTENANCE FIELD DATA SHEET - WEEKLY / MONTHLY

Date:5/7/2015	Time:	Technician: JRA	Technician:

.

PROCESS PARAMETER	WELL SGS / SVE-1	WELL SGD / SVE-2	COMMENTS
Operating Status (circle)	Extraction	Extraction / Injection	
Hour Meter Reading (hours)[1]	2797.3	12780.3	
Wellhead Gas Pressure (in WC)[2]	-6	29	
KO Inlet Gas Pressure (in WC)[2]	11	7	
Pitot Tube Differential Pressure (in WC)[3]	3.9	0.4	
Blower Inlet Gas Pressure (in WC)[2]	-16	-10	
Blower Discharge Gas Pressure (in WC)[2]	11	30	
KO Condensate Level (inches)[5]	0	0	
SGS Condensate Sump Level (inches)[6]	5"	NA	
PROCESS PARAMETER	**Lead Inlet (Influent)**	**Lag Inlet (In-between)**	**Effluent Stack**
Gas Pressure (in WC)[2]	5	2	1
PID Reading (ppmv) 0 ppb ambie	10530 ppb	0 ppb	0 ppb

PROCESS PARAMETERS - MONTHLY

PROCESS STREAM SAMPLING	Lead Inlet (Influent)	Lag Inlet (In-between)	Effluent Stack
Gas Sample Collected? (circle)[7]	yes	yes	yes
Date of Last Sampling Event	5/7/2015	5/7/2015	5/7/2015

ELECTRICAL PARAMETERS - WEEKLY

ELECTRICAL PARAMETER	SVE-1	SVE-2	COMMENTS
Operational Mode (circle)[8]	Bulk / Absorb / Float	Bulk / Absorb / Float	
Absorb Duration Setpoint (hours)	1	1	
Bulk / Absorb Voltage Setpoint (V)	28.6	29	
Current Limit Setpoint (A)	80	80	
Instantaneous Input Voltage (V)[8]	65.8	74.8	
Instantaneous Input Current (A)[8]	23.2	16.4	
Instantaneous Output Voltage (V)[8]	26.5	26.8	
Instantaneous Output Current (A)[8]	53.6	41.2	
Instantaneous MC Input Voltage (V)[9]	NA	26.7	
Instantaneous MC Output Voltage (V)[10]	NA	24.8	
Instantaneous Motor Input Voltage (V)[10]	109.3	24.5	
Instantaneous Motor Input Current (A)[11]	15	20	

1. Record from meter on control panel.
2. Connect portable pressure or vacuum gauge to valve port.
3. Use digital differential manometer or flow meter indicator.
4. Follow Section 6.2.1.
5. Measure height of water column within sight glass.
6. Measure height of water column with gauge stick.
7. Follow Section 6.2.2.
8. Obtain from status screen of charge controller.
9. Obtain from motor controller input terminal using voltmeter.
10. Obtain from motor controller output terminal using voltmeter.
11. Obtain from ammeter on control panel for DC, Multimeter for AC.

MAINTENANCE LOG AND OPERATIONS COMMENTS

SVE-1 Pitot tube properly oriented? (circle)		SVE-2 Pitot tube properly oriented? (circle)	
SVE-1 Pitot tube / connecting lines serviced? (circle)		SVE-2 Pitot tube / connecting lines serviced? (circle)	

PAGE-TROWBRIDGE RANCH LANDFILL INTERIM MEASURES

OPERATIONS LOGGED DATA SHEET

LOGGED DATA FROM SVE-1 CHARGE CONTROLLER

Technician: JRA	DATE May 7, 2015						
ELECTRICAL PARAMETER	30-Apr	1-May	2-May	3-May	4-May	5-May	6-May
Accumulated Current (AH)[1]	478	474	441	420	330	55	39
Accumulated DC Power (KWH)[1]	12.8	12.6	11.8	11.2	8.7	1.4	1
Peak Input Voltage (V)[1]	82	81	82	85	86	84	84
Peak Output Current (A)[1]	65.6	64.1	68.8	76	79.2	31.2	24.4
Peak DC Power (KWH)[1]	1.79	1.71	1.89	2.09	2.13	0.85	0.67
Maximum Output Voltage (V)[1]	25.6	28.3	28.6	29	29.2	25.7	29.5
Minimum Output Voltage (V)[1]	19.8	19.9	20	19.9	19.6	19	25.1
Accumulated Absorb Times (H)[1]	0.11	0.34	0.21	0.21	0.2	1.09	1.05
Accumulated Float Times (H)[1]	0	0	0	0	0	7.16	6.4

LOGGED DATA FROM SVE-2 CHARGE CONTROLLER

Technician: JRA							
ELECTRICAL PARAMETER	30-Apr	1-May	2-May	3-May	4-May	5-May	6-May
Accumulated Current (AH)[1]	348	416	448	441	346	281	260
Accumulated DC Power (KWH)[1]	8.8	86	85	8.2	7.9	7.1	6.5
Peak Input Voltage (V)[1]	83	81	83	83	86	102	102
Peak Output Current (A)[1]	53	55	66.2	70.2	70.1	47.8	40.6
Peak DC Power (KWH)[1]	1.5	1.54	1.87	23:02	2	1.37	1.17
Maximum Output Voltage (V)[1]	28.7	28.8	28.7	29.4	29.8	30	29.3
Minimum Output Voltage (V)[1]	24.2	24.3	24.3	24.4	24	24.2	24.3
Accumulated Absorb Times (H)[1]	1.11	1.02	1.04	1.06	0.53	1.09	1.04
Accumulated Float Times (H)[1]	4.02	3.54	3.16	1.28	0	4.19	5.11

1. Obtain from end-of-day summary screen for indicated date.

PAGE-TROWBRIDGE RANCH LANDFILL INTERIM MEASURES
OPERATIONS AND MAINTENANCE FIELD DATA SHEET - WEEKLY / MONTHLY

Date:5/18/2015	Time:	Technician: JRA	Technician:

.

PROCESS PARAMETER	WELL SGS / SVE-1	WELL SGD / SVE-2	COMMENTS
Operating Status (circle)	Extraction	Extraction / Injection	
Hour Meter Reading (hours)[1]	3001.7	12899.7	
Wellhead Gas Pressure (in WC)[2]	-5	28	
KO Inlet Gas Pressure (in WC)[2]	10	7	
Pitot Tube Differential Pressure (in WC)[3]	3.9	0.4	
Blower Inlet Gas Pressure (in WC)[2]	-16	-10	
Blower Discharge Gas Pressure (in WC)[2]	10	30	
KO Condensate Level (inches)[5]	0	0	
SGS Condensate Sump Level (inches)[6]	4"	NA	
PROCESS PARAMETER	**Lead Inlet (Influent)**	**Lag Inlet (In-between)**	**Effluent Stack**
Gas Pressure (in WC)[2]	5	1	0
PID Reading (ppmv) 52 ppb amb	4804 ppb	287 ppb	191 ppb

PROCESS PARAMETERS - MONTHLY

PROCESS STREAM SAMPLING	Lead Inlet (Influent)	Lag Inlet (In-between)	Effluent Stack
Gas Sample Collected? (circle)[7]	NO	No	No
Date of Last Sampling Event	5/7/2015	5/7/2015	5/7/2015

ELECTRICAL PARAMETERS - WEEKLY

ELECTRICAL PARAMETER	SVE-1	SVE-2	COMMENTS
Operational Mode (circle)[8]	Bulk / Absorb / Float	Bulk / Absorb / Float	
Absorb Duration Setpoint (hours)	1	1	
Bulk / Absorb Voltage Setpoint (V)	28.6	29	
Current Limit Setpoint (A)	80	80	
Instantaneous Input Voltage (V)[8]	48.4	35.6	
Instantaneous Input Current (A)[8]	13.2	15.1	
Instantaneous Output Voltage (V)[8]	24.7	25.2	
Instantaneous Output Current (A)[8]	25.1	21.5	
Instantaneous MC Input Voltage (V)[9]	NA	25.1	
Instantaneous MC Output Voltage (V)[10]	NA	23.4	
Instantaneous Motor Input Voltage (V)[10]	116.4	23.6	
Instantaneous Motor Input Current (A)[11]	14.6	20	

1. Record from meter on control panel.
2. Connect portable pressure or vacuum gauge to valve port.
3. Use digital differential manometer or flow meter indicator.
4. Follow Section 6.2.1.
5. Measure height of water column within sight glass.
6. Measure height of water column with gauge stick.
7. Follow Section 6.2.2.
8. Obtain from status screen of charge controller.
9. Obtain from motor controller input terminal using voltmeter.
10. Obtain from motor controller output terminal using voltmeter.
11. Obtain from ammeter on control panel for DC, Multimeter for AC.

MAINTENANCE LOG AND OPERATIONS COMMENTS

SVE-1 Pitot tube properly oriented? (circle)		SVE-2 Pitot tube properly oriented? (circle)	
SVE-1 Pitot tube / connecting lines serviced? (circle)		SVE-2 Pitot tube / connecting lines serviced? (circle)	

PAGE-TROWBRIDGE RANCH LANDFILL INTERIM MEASURES

OPERATIONS LOGGED DATA SHEET

LOGGED DATA FROM SVE-1 CHARGE CONTROLLER

Technician: JRA	DATE May 18, 2015						
ELECTRICAL PARAMETER	11-May	12-May	13-May	14-May	15-May	16-May	17-May
Accumulated Current (AH)[1]	19	38	252	225	76	16	18
Accumulated DC Power (KWH)[1]	0.5	1	6.5	5.7	2	0.4	0.4
Peak Input Voltage (V)[1]	83	80	83	84	88	82	80
Peak Output Current (A)[1]	26.3	27	60.8	79.8	72.2	21.1	22.5
Peak DC Power (KWH)[1]	0.73	0.79	1.59	2.28	1.26	0.58	0.63
Maximum Output Voltage (V)[1]	29.2	29.7	29.9	29.1	32.7	29.9	28.3
Minimum Output Voltage (V)[1]	25.2	25.3	23.7	19.4	19.1	25.2	25.3
Accumulated Absorb Times (H)[1]	1	0.1	1.05	0.01	1.1	1.01	0
Accumulated Float Times (H)[1]	6.22	0	5.19	0	6.22	6.57	0

LOGGED DATA FROM SVE-2 CHARGE CONTROLLER

Technician: JRA							
ELECTRICAL PARAMETER	11-May	12-May	13-May	14-May	15-May	16-May	17-May
Accumulated Current (AH)[1]	358	261	284	296	230	247	256
Accumulated DC Power (KWH)[1]	9.4	6.4	6.2	7.8	5.3	6.1	6.7
Peak Input Voltage (V)[1]	82	82	83	102	84	85	102
Peak Output Current (A)[1]	26.4	28.9	38.9	47.7	65.1	52.1	34.7
Peak DC Power (KWH)[1]	1.62	1.11	1.08	6:43	1.87	1.51	0.99
Maximum Output Voltage (V)[1]	29.5	28.8	29.1	29.6	29.4	31.9	29.2
Minimum Output Voltage (V)[1]	24.2	24.3	24.3	24.2	23.9	24.2	24.3
Accumulated Absorb Times (H)[1]	1.09	0.45	1.05	1.12	0.04	1.35	1.02
Accumulated Float Times (H)[1]	1.05	0	6.41	3.55	0	1.43	6.56

1. Obtain from end-of-day summary screen for indicated date.

PAGE-TROWBRIDGE RANCH LANDFILL INTERIM MEASURES
OPERATIONS AND MAINTENANCE FIELD DATA SHEET - WEEKLY / MONTHLY

Date:06/15/2015	Time:	Technician: JRA	Technician:

.

PROCESS PARAMETER	WELL SGS / SVE-1	WELL SGD / SVE-2	COMMENTS
Operating Status (circle)	Extraction	Extraction / Injection	
Hour Meter Reading (hours)[1]	Restarted systemd SVE-1 inverter tripped		
Wellhead Gas Pressure (in WC)[2]			
KO Inlet Gas Pressure (in WC)[2]			
Pitot Tube Differential Pressure (in WC)[3]			
Blower Inlet Gas Pressure (in WC)[2]			
Blower Discharge Gas Pressure (in WC)[2]			
KO Condensate Level (inches)[5]			
SGS Condensate Sump Level (inches)[6]			
PROCESS PARAMETER	**Lead Inlet (Influent)**	**Lag Inlet (In-between)**	**Effluent Stack**
Gas Pressure (in WC)[2]			
PID Reading (ppmv) ppb ambient	ppb	ppb	ppb

PROCESS PARAMETERS - MONTHLY

PROCESS STREAM SAMPLING	Lead Inlet (Influent)	Lag Inlet (In-between)	Effluent Stack
Gas Sample Collected? (circle)[7]			
Date of Last Sampling Event			

ELECTRICAL PARAMETERS - WEEKLY

ELECTRICAL PARAMETER	SVE-1	SVE-2	COMMENTS
Operational Mode (circle)[8]	Bulk / Absorb / Float	Bulk / Absorb / Float	
Absorb Duration Setpoint (hours)	1	1	
Bulk / Absorb Voltage Setpoint (V)	28.6	29	
Current Limit Setpoint (A)	80	80	
Instantaneous Input Voltage (V)[8]			
Instantaneous Input Current (A)[8]			
Instantaneous Output Voltage (V)[8]			
Instantaneous Output Current (A)[8]			
Instantaneous MC Input Voltage (V)[9]	NA		
Instantaneous MC Output Voltage (V)[10]	NA		
Instantaneous Motor Input Voltage (V)[10]			
Instantaneous Motor Input Current (A)[11]			

1. Record from meter on control panel.
2. Connect portable pressure or vacuum gauge to valve port.
3. Use digital differential manometer or flow meter indicator.
4. Follow Section 6.2.1.
5. Measure height of water column within sight glass.
6. Measure height of water column with gauge stick.
7. Follow Section 6.2.2.
8. Obtain from status screen of charge controller.
9. Obtain from motor controller input terminal using voltmeter.
10. Obtain from motor controller output terminal using voltmeter.
11. Obtain from ammeter on control panel for DC, Multimeter for AC.

MAINTENANCE LOG AND OPERATIONS COMMENTS

SVE-1 Pitot tube properly oriented? (circle)		SVE-2 Pitot tube properly oriented? (circle)	
SVE-1 Pitot tube / connecting lines serviced? (circle)		SVE-2 Pitot tube / connecting lines serviced? (circle)	

PAGE-TROWBRIDGE RANCH LANDFILL INTERIM MEASURES

OPERATIONS LOGGED DATA SHEET

LOGGED DATA FROM SVE-1 CHARGE CONTROLLER

Technician: JRA	DATE June 19, 2015						
ELECTRICAL PARAMETER	12-Jun	13-Jun	14-Jun	15-Jun	16-Jun	17-Jun	18-Jun
Accumulated Current (AH)[1]							
Accumulated DC Power (KWH)[1]							
Peak Input Voltage (V)[1]							
Peak Output Current (A)[1]							
Peak DC Power (KWH)[1]							
Maximum Output Voltage (V)[1]							
Minimum Output Voltage (V)[1]							
Accumulated Absorb Times (H)[1]							
Accumulated Float Times (H)[1]							

LOGGED DATA FROM SVE-2 CHARGE CONTROLLER

Technician: JRA							
ELECTRICAL PARAMETER	12-Jun	13-Jun	14-Jun	15-Jun	16-Jun	17-Jun	18-Jun
Accumulated Current (AH)[1]							
Accumulated DC Power (KWH)[1]							
Peak Input Voltage (V)[1]							
Peak Output Current (A)[1]							
Peak DC Power (KWH)[1]							
Maximum Output Voltage (V)[1]							
Minimum Output Voltage (V)[1]							
Accumulated Absorb Times (H)[1]							
Accumulated Float Times (H)[1]							

1. Obtain from end-of-day summary screen for indicated date.

PAGE-TROWBRIDGE RANCH LANDFILL INTERIM MEASURES
OPERATIONS AND MAINTENANCE FIELD DATA SHEET - WEEKLY / MONTHLY

Date:06/19/2015	Time:	Technician: JRA	Technician:

.

PROCESS PARAMETER	WELL SGS / SVE-1	WELL SGD / SVE-2	COMMENTS
Operating Status (circle)	Extraction	Extraction / Injection	Shut system down @ 1120
Hour Meter Reading (hours)[1]	3220.8	13070.6	
Wellhead Gas Pressure (in WC)[2]	-6	20	
KO Inlet Gas Pressure (in WC)[2]	9	6.5	
Pitot Tube Differential Pressure (in WC)[3]	4	0.5	
Blower Inlet Gas Pressure (in WC)[2]	-17	-11	
Blower Discharge Gas Pressure (in WC)[2]	10	28	
KO Condensate Level (inches)[5]	Trace	0	
SGS Condensate Sump Level (inches)[6]	5" pumped	NA	
PROCESS PARAMETER	**Lead Inlet (Influent)**	**Lag Inlet (In-between)**	**Effluent Stack**
Gas Pressure (in WC)[2]	5	1	0
PID Reading (ppmv) 301 ppb ambi	5639 ppb	633 ppb	238 ppb

PROCESS PARAMETERS - MONTHLY

PROCESS STREAM SAMPLING	Lead Inlet (Influent)	Lag Inlet (In-between)	Effluent Stack
Gas Sample Collected? (circle)[7]	19-Jun	19-Jun	19-Jun
Date of Last Sampling Event	Yes	yes	yes

ELECTRICAL PARAMETERS - WEEKLY

ELECTRICAL PARAMETER	SVE-1	SVE-2	COMMENTS
Operational Mode (circle)[8]	Bulk / Absorb / Float	Bulk / Absorb / Float	
Absorb Duration Setpoint (hours)	1	1	
Bulk / Absorb Voltage Setpoint (V)	28.6	29	
Current Limit Setpoint (A)	80	80	
Instantaneous Input Voltage (V)[8]	31	60	
Instantaneous Input Current (A)[8]	24	22.1	
Instantaneous Output Voltage (V)[8]	26.8	26.9	
Instantaneous Output Current (A)[8]	51.1	45.1	
Instantaneous MC Input Voltage (V)[9]	NA	26.6	
Instantaneous MC Output Voltage (V)[10]	NA	24.9	
Instantaneous Motor Input Voltage (V)[10]	106.7	24.6	
Instantaneous Motor Input Current (A)[11]	13.6	19.5	

1. Record from meter on control panel.
2. Connect portable pressure or vacuum gauge to valve port.
3. Use digital differential manometer or flow meter indicator.
4. Follow Section 6.2.1.
5. Measure height of water column within sight glass.
6. Measure height of water column with gauge stick.
7. Follow Section 6.2.2.
8. Obtain from status screen of charge controller.
9. Obtain from motor controller input terminal using voltmeter.
10. Obtain from motor controller output terminal using voltmeter.
11. Obtain from ammeter on control panel for DC, Multimeter for AC.

MAINTENANCE LOG AND OPERATIONS COMMENTS

SVE-1 Pitot tube properly oriented? (circle)	Yes	SVE-2 Pitot tube properly oriented? (circle)	yes
SVE-1 Pitot tube / connecting lines serviced? (circle)	Yes	SVE-2 Pitot tube / connecting lines serviced? (circle)	Yes

PAGE-TROWBRIDGE RANCH LANDFILL INTERIM MEASURES

OPERATIONS LOGGED DATA SHEET

LOGGED DATA FROM SVE-1 CHARGE CONTROLLER

Technician: JRA	DATE June 19, 2015						
ELECTRICAL PARAMETER	12-Jun	13-Jun	14-Jun	15-Jun	16-Jun	17-Jun	18-Jun
Accumulated Current (AH)[1]	4	4	2	263	401	402	413
Accumulated DC Power (KWH)[1]	0.11	0.1	0	6.8	10.6	10.7	10.9
Peak Input Voltage (V)[1]	75	74	76	78	78	80	78
Peak Output Current (A)[1]	3.2	3.3	3	58.6	60.1	57.1	57.5
Peak DC Power (KWH)[1]	0.09	0.09	0.08	1.56	1.61	1.52	1.52
Maximum Output Voltage (V)[1]	29.5	29.6	29.2	26.7	28.1	28.2	28.1
Minimum Output Voltage (V)[1]	25.8	25.8	23.8	19.6	20.2	20.3	19.9
Accumulated Absorb Times (H)[1]	1:00	1:00	0:59	0	0	0:05	:01
Accumulated Float Times (H)[1]	6:03	7:25	3:51	0	0	0	0

LOGGED DATA FROM SVE-2 CHARGE CONTROLLER

Technician: JRA							
ELECTRICAL PARAMETER	12-Jun	13-Jun	14-Jun	15-Jun	16-Jun	17-Jun	18-Jun
Accumulated Current (AH)[1]	96	104	105	218	431	355	424
Accumulated DC Power (KWH)[1]	0.6	0.6	0.6	4	9.1	8.9	8.3
Peak Input Voltage (V)[1]	102	102	79	102	78	78	78
Peak Output Current (A)[1]	5	14.2	16.3	34.8	52.2	55.1	50.7
Peak DC Power (KWH)[1]	0.13	0.4	0.46	21:36	1:48	1.5	1.41
Maximum Output Voltage (V)[1]	28.6	29.4	29.4	28.7	28.1	28.2	28.1
Minimum Output Voltage (V)[1]	25.3	25.3	25.3	24.3	24.2	24.2	24.2
Accumulated Absorb Times (H)[1]	1:04	1:05	1:03	1:03	1:05	1:04	1:03
Accumulated Float Times (H)[1]	10:01	9:55	9:47	7:23	1:45	1:59	3:19

1. Obtain from end-of-day summary screen for indicated date.

PAGE-TROWBRIDGE RANCH LANDFILL INTERIM MEASURES

OPERATIONS AND MAINTENANCE FIELD DATA SHEET - QUARTERLY

Date: June 19, 2015	Time: 915	Technician: JA/LW	Technician:

PROCESS PARAMETERS - QUARTERLY

PROCESS PARAMETER	SVE-1	SVE-2	COMMENTS
Blower Motor Shaft Speed (rpm)[1]	1,765	1,849	center of shaft
Blower Shaft Speed (rpm)[1]	2,353	845.8	Center of Shaft
PROCESS PARAMETER	MW-2	MW-5	SGD-DP
PID Reading (PPB)	328 ppb	301 ppb	4060 ppb
	SGS-SP	SGD-SP	SGD-MP
	2063 ppb	6575 ppb	7659 ppb

Date:	Time:	Technician:	Technician:
PROCESS PARAMETER	MW-2	MW-5	SGD-DP
Wellhead Gas Pressure (in WC)[2,3]	0	0	0

1. Record from tachometer.
2. Connect portable pressure or vacuum gauge to valve port.
3. Collect pressure data after at least 5 hours of operation.
4. Follow Section 6.2.1.

MAINTENANCE LOG AND OPERATIONS COMMENTS

PDB-1 belt drive alignment adjusted? (circle)	NO	PDB-2 belt drive alignment adjusted? (circle)	NO
PDB-1 belts replaced? (circle)	NO	PDB-2 belts replaced? (circle)	NO
PDB-1 gear oil replaced? (circle)	NO	PDB-2 gear oil replaced? (circle)	NO
PDB-1 shaft bearings greased? (circle)	NO	PDB-2 shaft bearings greased? (circle)	NO
Process piping leakage? (circle)	NO		
Pressure gauges calibrated / zeroed? (circle)	Yes		
Solar arrays cleaned? (circle)			

Solar arrays debris free, shut system down so belt alignment/replacement, gear oil and shaft bearing greased will be addressed upon start up

Attachment 2 - Laboratory Reports for March 2015 SVE Process Samples (CD only)

March 30, 2015

Lloyd Wundrock
University of Arizona- Risk Management Services
PO Box 210300, RM B 235
Tucson, AZ 85721

TEL (520) 621-1590
FAX (520) 621-3706

Work Order No.: 15C0400

RE: Page Ranch - SVE Carbon Vapor

Dear Lloyd Wundrock,

Turner Laboratories, Inc. received 3 sample(s) on 03/10/2015 for the analyses presented in the following report.

All results are intended to be considered in their entirety, and Turner Laboratories, Inc. is not responsible for use of less than the complete report. Results apply only to the samples analyzed. Samples will be disposed of 30 days after issue of our report unless special arrangements are made.

The pages that follow may contain sensitive, privileged or confidential information intended solely for the addressee named above. If you receive this message and are not the agent or employee of the addressee, this communication has been sent in error. Please do not disseminate or copy any of the attached and notify the sender immediately by telephone. Please also return the attached sheet(s) to the sender by mail.

Please call if you have any questions.

Respectfully submitted,

Turner Laboratories, Inc.
ADHS License AZ0066

Terri L. Garcia

Terri Garcia
Technical Director

Client: University of Arizona- Risk Management Servic
Project: Page Ranch - SVE Carbon Vapor
Work Order: 15C0400
Date Received: 03/10/2015

Work Order Sample Summary

Lab Sample ID	Client Sample ID	Matrix	Collection Date/Time
15C0400-01	Inlet 013601364	Air and Emissions	03/10/2015 1048
15C0400-02	In Between 273731783	Air and Emissions	03/10/2015 1051
15C0400-03	Exhaust 201133717	Air and Emissions	03/10/2015 1056

Client: University of Arizona- Risk Management Services
Project: Page Ranch - SVE Carbon Vapor
Work Order: 15C0400
Date Received: 03/10/2015

Case Narrative

The TO-15 analyses were performed by Air Toxics, LTD. in Folsom, CA.

1500400

eurofins | Air Toxics

Sample Transportation Notice
Relinquishing signature on this document indicates that sample is being shipped in compliance with all applicable local, State, Federal, national, and international laws, regulations and ordinances of any kind. Air Toxics Limited assumes no liability with respect to the collection, handling or shipping of these samples. Relinquishing signature also indicates agreement to hold harmless, defend, and indemnify Air Toxics Limited against any claim, demand, or action, of any kind, related to the collection, handling, or shipping of samples. D.O.T. Hotline (800) 467-4922

180 BLUE RAVINE ROAD, SUITE B
FOLSOM, CA 95630-4719
(916) 985-1000 FAX (916) 985-1020

Page 1 of 1

Project Manager: LLOYD WINDROCK
Collected by: (Print and Sign) Lloyd M Windrock
Company: [illegible] Email:
Address: City: State: AZ Zip:
Phone: 520 349 1001 Fax:

Project Info:
P.O. #:
Project #:
Project Name:

Turn Around Time:
☑ Normal
☐ Rush
specify

Lab Use Only
Pressurized by:
Date:
Pressurization Gas: N_2 He

Lab I.D.	Field Sample I.D. (Location)	Can #	Date of Collection	Time of Collection	Analyses Requested	Canister Pressure/Vacuum Initial	Final	Receipt	Final (psi)
	INLET 0136 / 01364		03-10	10:48		-26" Hg	-3" Hg		
	IN BETWEEN 2737 31783		03-10	10:51		-25" Hg	-4" Hg		
	EXHAUST 33717 1400hrs	2011	03-10	10:56		-27" Hg	-4" Hg		

Relinquished by: (signature)	Date/Time	Received by: (signature)	Date/Time
Lloyd M Windrock	03-10-15	[illegible]	3/10/15 1400
Relinquished by: (signature)	Date/Time	Received by: (signature)	Date/Time
Relinquished by: (signature)	Date/Time	Received by: (signature)	Date/Time

Notes: Temp 24.6

Lab Use Only	Shipper Name	Air Bill #	Temp (°C)	Condition	Custody Seals Intact?	Work Order #
					Yes No None	

Form 1293 rev.11

eurofins | Air Toxics

3/24/2015
Terri Garcia
Turner Laboratories, Inc.
2445 North Coyote Drive
Suite 104
Tucson AZ 85745

Project Name:
Project #:
Workorder #: 1503183

Dear Terri Garcia

The following report includes the data for the above referenced project for sample(s) received on 3/11/2015 at Air Toxics Ltd.

The data and associated QC analyzed by TO-15 are compliant with the project requirements or laboratory criteria with the exception of the deviations noted in the attached case narrative.

Thank you for choosing Air Toxics Ltd. for your air analysis needs. Air Toxics Ltd. is committed to providing accurate data of the highest quality. Please feel free to contact the Project Manager: Kyle Vagadori at 916-985-1000 if you have any questions regarding the data in this report.

Regards,

Kyle Vagadori
Project Manager

eurofins | Air Toxics

WORK ORDER #: 1503183

Work Order Summary

CLIENT:	Terri Garcia Turner Laboratories, Inc. 2445 North Coyote Drive Suite 104 Tucson, AZ 85745	**BILL TO:**	Terri Garcia Turner Laboratories, Inc. 2445 North Coyote Drive Suite 104 Tucson, AZ 85745
PHONE:	520-882-5880	**P.O. #**	
FAX:	520-882-9788	**PROJECT #**	
DATE RECEIVED:	03/11/2015	**CONTACT:**	Kyle Vagadori
DATE COMPLETED:	03/24/2015		

FRACTION #	NAME	TEST	RECEIPT VAC./PRES.	FINAL PRESSURE
01A	INLET	TO-15	6.1 "Hg	14.9 psi
02A	IN BETWEEN	TO-15	7.8 "Hg	15 psi
03A	EXHAUST	TO-15	6.7 "Hg	14.8 psi
04A	Lab Blank	TO-15	NA	NA
04B	Lab Blank	TO-15	NA	NA
05A	CCV	TO-15	NA	NA
05B	CCV	TO-15	NA	NA
06A	LCS	TO-15	NA	NA
06AA	LCSD	TO-15	NA	NA
06B	LCS	TO-15	NA	NA
06BB	LCSD	TO-15	NA	NA

CERTIFIED BY: Heidi Hayes

Technical Director

DATE: 03/24/15

Certification numbers: AZ Licensure AZ0775, NJ NELAP - CA016, NY NELAP - 11291,
TX NELAP - T104704343-14-7, UT NELAP CA009332014-5, VA NELAP - 460197, WA NELAP - C935
Name of Accreditation Body: NELAP/ORELAP (Oregon Environmental Laboratory Accreditation Program)
Accreditation number: CA300005, Effective date: 10/18/2014, Expiration date: 10/17/2015.
Eurofins Air Toxics Inc.. certifies that the test results contained in this report meet all requirements of the NELAC standards

This report shall not be reproduced, except in full, without the written approval of Eurofins Air Toxics, Inc.

180 BLUE RAVINE ROAD, SUITE B FOLSOM, CA - 9563
(916) 985-1000 . (800) 985-5955 . FAX (916) 985-1020

LABORATORY NARRATIVE
EPA Method TO-15
Turner Laboratories, Inc.
Workorder# 1503183

Three 1 Liter Summa Canister samples were received on March 12, 2015. The laboratory performed analysis via EPA Method TO-15 using GC/MS in the full scan mode.

This workorder was independently validated prior to submittal using 'USEPA National Functional Guidelines' as generally applied to the analysis of volatile organic compounds in air. A rules-based, logic driven, independent validation engine was employed to assess completeness, evaluate pass/fail of relevant project quality control requirements and verification of all quantified amounts.

Receiving Notes

Sample collection date was incomplete on the Chain of Custody for samples INLET, IN BETWEEN and EXHAUST. The year of collection was assumed to be 2015.

Analytical Notes

Dilution was performed on samples INLET and IN BETWEEN due to the presence of high level target species.

All Quality Control Limit exceedances and affected sample results are noted by flags. Each flag is defined at the bottom of this Case Narrative and on each Sample Result Summary page.

Definition of Data Qualifying Flags

Eight qualifiers may have been used on the data analysis sheets and indicates as follows:

B - Compound present in laboratory blank greater than reporting limit (background subtraction not performed).

J - Estimated value.

E - Exceeds instrument calibration range.

S - Saturated peak.

Q - Exceeds quality control limits.

U - Compound analyzed for but not detected above the reporting limit, LOD, or MDL value. See data page for project specific U-flag definition.

UJ- Non-detected compound associated with low bias in the CCV

N - The identification is based on presumptive evidence.

File extensions may have been used on the data analysis sheets and indicates as follows:

a-File was requantified

b-File was quantified by a second column and detector

r1-File was requantified for the purpose of reissue

eurofins | Air Toxics

Summary of Detected Compounds
EPA METHOD TO-15 GC/MS

Client Sample ID: INLET

Lab ID#: 1503183-01A

Compound	Rpt. Limit (ppbv)	Amount (ppbv)	Rpt. Limit (ug/m3)	Amount (ug/m3)
Freon 12	63	480	310	2400
Freon 11	63	13000	350	75000
Freon 113	63	830	480	6300
1,1-Dichloroethene	63	140	250	540
Methylene Chloride	63	120	220	420
Chloroform	63	40000	310	190000
Carbon Tetrachloride	63	1000	400	6600
1,2-Dichloroethane	63	580	250	2400
Trichloroethene	63	730	340	3900
1,2-Dichloropropane	63	100	290	460
Tetrachloroethene	63	200	430	1300

Client Sample ID: IN BETWEEN

Lab ID#: 1503183-02A

Compound	Rpt. Limit (ppbv)	Amount (ppbv)	Rpt. Limit (ug/m3)	Amount (ug/m3)
Freon 12	140	670	670	3300
Freon 11	140	78000	760	440000
Freon 113	140	1800	1000	14000
2-Propanol	540	2300	1300	5700
Methylene Chloride	140	520	470	1800
Chloroform	140	2800	660	14000

Client Sample ID: EXHAUST

Lab ID#: 1503183-03A

Compound	Rpt. Limit (ppbv)	Amount (ppbv)	Rpt. Limit (ug/m3)	Amount (ug/m3)
Freon 11	1.3	1.6	7.2	8.8
Chloroform	1.3	15	6.3	76
Toluene	1.3	3.0	4.9	11
m,p-Xylene	1.3	1.4	5.6	5.9

eurofins | Air Toxics

Client Sample ID: INLET

Lab ID#: 1503183-01A

EPA METHOD TO-15 GC/MS

File Name:	14031721	Date of Collection:	3/10/15 10:48:00 AM
Dil. Factor:	12.6	Date of Analysis:	3/17/15 06:40 PM

Compound	Rpt. Limit (ppbv)	Amount (ppbv)	Rpt. Limit (ug/m3)	Amount (ug/m3)
Freon 12	63	480	310	2400
Freon 114	63	Not Detected	440	Not Detected
Chloromethane	250	Not Detected	520	Not Detected
Vinyl Chloride	63	Not Detected	160	Not Detected
1,3-Butadiene	63	Not Detected	140	Not Detected
Bromomethane	63	Not Detected	240	Not Detected
Chloroethane	250	Not Detected	660	Not Detected
Freon 11	63	13000	350	75000
Ethanol	250	Not Detected	470	Not Detected
Freon 113	63	830	480	6300
1,1-Dichloroethene	63	140	250	540
Acetone	250	Not Detected	600	Not Detected
2-Propanol	250	Not Detected	620	Not Detected
Carbon Disulfide	63	Not Detected	200	Not Detected
3-Chloropropene	250	Not Detected	790	Not Detected
Methylene Chloride	63	120	220	420
Methyl tert-butyl ether	63	Not Detected	230	Not Detected
trans-1,2-Dichloroethene	63	Not Detected	250	Not Detected
Hexane	63	Not Detected	220	Not Detected
1,1-Dichloroethane	63	Not Detected	260	Not Detected
2-Butanone (Methyl Ethyl Ketone)	250	Not Detected	740	Not Detected
cis-1,2-Dichloroethene	63	Not Detected	250	Not Detected
Tetrahydrofuran	63	Not Detected	180	Not Detected
Chloroform	63	40000	310	190000
1,1,1-Trichloroethane	63	Not Detected	340	Not Detected
Cyclohexane	63	Not Detected	220	Not Detected
Carbon Tetrachloride	63	1000	400	6600
2,2,4-Trimethylpentane	63	Not Detected	290	Not Detected
Benzene	63	Not Detected	200	Not Detected
1,2-Dichloroethane	63	580	250	2400
Heptane	63	Not Detected	260	Not Detected
Trichloroethene	63	730	340	3900
1,2-Dichloropropane	63	100	290	460
1,4-Dioxane	250	Not Detected	910	Not Detected
Bromodichloromethane	63	Not Detected	420	Not Detected
cis-1,3-Dichloropropene	63	Not Detected	280	Not Detected
4-Methyl-2-pentanone	63	Not Detected	260	Not Detected
Toluene	63	Not Detected	240	Not Detected
trans-1,3-Dichloropropene	63	Not Detected	280	Not Detected
1,1,2-Trichloroethane	63	Not Detected	340	Not Detected
Tetrachloroethene	63	200	430	1300
2-Hexanone	250	Not Detected	1000	Not Detected

eurofins | Air Toxics

Client Sample ID: INLET

Lab ID#: 1503183-01A

EPA METHOD TO-15 GC/MS

File Name:	**14031721**	**Date of Collection: 3/10/15 10:48:00 AM**	
Dil. Factor:	**12.6**	**Date of Analysis: 3/17/15 06:40 PM**	

Compound	Rpt. Limit (ppbv)	Amount (ppbv)	Rpt. Limit (ug/m3)	Amount (ug/m3)
Dibromochloromethane	63	Not Detected	540	Not Detected
1,2-Dibromoethane (EDB)	63	Not Detected	480	Not Detected
Chlorobenzene	63	Not Detected	290	Not Detected
Ethyl Benzene	63	Not Detected	270	Not Detected
m,p-Xylene	63	Not Detected	270	Not Detected
o-Xylene	63	Not Detected	270	Not Detected
Styrene	63	Not Detected	270	Not Detected
Bromoform	63	Not Detected	650	Not Detected
Cumene	63	Not Detected	310	Not Detected
1,1,2,2-Tetrachloroethane	63	Not Detected	430	Not Detected
Propylbenzene	63	Not Detected	310	Not Detected
4-Ethyltoluene	63	Not Detected	310	Not Detected
1,3,5-Trimethylbenzene	63	Not Detected	310	Not Detected
1,2,4-Trimethylbenzene	63	Not Detected	310	Not Detected
1,3-Dichlorobenzene	63	Not Detected	380	Not Detected
1,4-Dichlorobenzene	63	Not Detected	380	Not Detected
alpha-Chlorotoluene	63	Not Detected	330	Not Detected
1,2-Dichlorobenzene	63	Not Detected	380	Not Detected
1,2,4-Trichlorobenzene	250	Not Detected	1900	Not Detected
Hexachlorobutadiene	250	Not Detected	2700	Not Detected

Container Type: 1 Liter Summa Canister

Surrogates	%Recovery	Method Limits
1,2-Dichloroethane-d4	90	70-130
Toluene-d8	98	70-130
4-Bromofluorobenzene	96	70-130

eurofins | Air Toxics

Client Sample ID: IN BETWEEN

Lab ID#: 1503183-02A

EPA METHOD TO-15 GC/MS

File Name:	**14031722**	**Date of Collection: 3/10/15 10:51:00 AM**	
Dil. Factor:	**27.2**	**Date of Analysis: 3/17/15 07:03 PM**	

Compound	Rpt. Limit (ppbv)	Amount (ppbv)	Rpt. Limit (ug/m3)	Amount (ug/m3)
Freon 12	140	670	670	3300
Freon 114	140	Not Detected	950	Not Detected
Chloromethane	540	Not Detected	1100	Not Detected
Vinyl Chloride	140	Not Detected	350	Not Detected
1,3-Butadiene	140	Not Detected	300	Not Detected
Bromomethane	140	Not Detected	530	Not Detected
Chloroethane	540	Not Detected	1400	Not Detected
Freon 11	140	78000	760	440000
Ethanol	540	Not Detected	1000	Not Detected
Freon 113	140	1800	1000	14000
1,1-Dichloroethene	140	Not Detected	540	Not Detected
Acetone	540	Not Detected	1300	Not Detected
2-Propanol	540	2300	1300	5700
Carbon Disulfide	140	Not Detected	420	Not Detected
3-Chloropropene	540	Not Detected	1700	Not Detected
Methylene Chloride	140	520	470	1800
Methyl tert-butyl ether	140	Not Detected	490	Not Detected
trans-1,2-Dichloroethene	140	Not Detected	540	Not Detected
Hexane	140	Not Detected	480	Not Detected
1,1-Dichloroethane	140	Not Detected	550	Not Detected
2-Butanone (Methyl Ethyl Ketone)	540	Not Detected	1600	Not Detected
cis-1,2-Dichloroethene	140	Not Detected	540	Not Detected
Tetrahydrofuran	140	Not Detected	400	Not Detected
Chloroform	140	2800	660	14000
1,1,1-Trichloroethane	140	Not Detected	740	Not Detected
Cyclohexane	140	Not Detected	470	Not Detected
Carbon Tetrachloride	140	Not Detected	860	Not Detected
2,2,4-Trimethylpentane	140	Not Detected	640	Not Detected
Benzene	140	Not Detected	430	Not Detected
1,2-Dichloroethane	140	Not Detected	550	Not Detected
Heptane	140	Not Detected	560	Not Detected
Trichloroethene	140	Not Detected	730	Not Detected
1,2-Dichloropropane	140	Not Detected	630	Not Detected
1,4-Dioxane	540	Not Detected	2000	Not Detected
Bromodichloromethane	140	Not Detected	910	Not Detected
cis-1,3-Dichloropropene	140	Not Detected	620	Not Detected
4-Methyl-2-pentanone	140	Not Detected	560	Not Detected
Toluene	140	Not Detected	510	Not Detected
trans-1,3-Dichloropropene	140	Not Detected	620	Not Detected
1,1,2-Trichloroethane	140	Not Detected	740	Not Detected
Tetrachloroethene	140	Not Detected	920	Not Detected
2-Hexanone	540	Not Detected	2200	Not Detected

eurofins | Air Toxics

Client Sample ID: IN BETWEEN

Lab ID#: 1503183-02A

EPA METHOD TO-15 GC/MS

File Name:	**14031722**	**Date of Collection: 3/10/15 10:51:00 AM**	
Dil. Factor:	**27.2**	**Date of Analysis: 3/17/15 07:03 PM**	

Compound	Rpt. Limit (ppbv)	Amount (ppbv)	Rpt. Limit (ug/m3)	Amount (ug/m3)
Dibromochloromethane	140	Not Detected	1200	Not Detected
1,2-Dibromoethane (EDB)	140	Not Detected	1000	Not Detected
Chlorobenzene	140	Not Detected	630	Not Detected
Ethyl Benzene	140	Not Detected	590	Not Detected
m,p-Xylene	140	Not Detected	590	Not Detected
o-Xylene	140	Not Detected	590	Not Detected
Styrene	140	Not Detected	580	Not Detected
Bromoform	140	Not Detected	1400	Not Detected
Cumene	140	Not Detected	670	Not Detected
1,1,2,2-Tetrachloroethane	140	Not Detected	930	Not Detected
Propylbenzene	140	Not Detected	670	Not Detected
4-Ethyltoluene	140	Not Detected	670	Not Detected
1,3,5-Trimethylbenzene	140	Not Detected	670	Not Detected
1,2,4-Trimethylbenzene	140	Not Detected	670	Not Detected
1,3-Dichlorobenzene	140	Not Detected	820	Not Detected
1,4-Dichlorobenzene	140	Not Detected	820	Not Detected
alpha-Chlorotoluene	140	Not Detected	700	Not Detected
1,2-Dichlorobenzene	140	Not Detected	820	Not Detected
1,2,4-Trichlorobenzene	540	Not Detected	4000	Not Detected
Hexachlorobutadiene	540	Not Detected	5800	Not Detected

Container Type: 1 Liter Summa Canister

Surrogates	%Recovery	Method Limits
1,2-Dichloroethane-d4	88	70-130
Toluene-d8	98	70-130
4-Bromofluorobenzene	98	70-130

eurofins | Air Toxics

Client Sample ID: EXHAUST

Lab ID#: 1503183-03A

EPA METHOD TO-15 GC/MS FULL SCAN

File Name:	**3031411**	**Date of Collection: 3/10/15 10:56:00 AM**	
Dil. Factor:	**2.58**	**Date of Analysis: 3/14/15 01:02 PM**	

Compound	Rpt. Limit (ppbv)	Amount (ppbv)	Rpt. Limit (ug/m3)	Amount (ug/m3)
Freon 12	1.3	Not Detected	6.4	Not Detected
Freon 114	1.3	Not Detected	9.0	Not Detected
Chloromethane	13	Not Detected	27	Not Detected
Vinyl Chloride	1.3	Not Detected	3.3	Not Detected
1,3-Butadiene	1.3	Not Detected	2.8	Not Detected
Bromomethane	13	Not Detected	50	Not Detected
Chloroethane	5.2	Not Detected	14	Not Detected
Freon 11	1.3	1.6	7.2	8.8
Ethanol	5.2	Not Detected	9.7	Not Detected
Freon 113	1.3	Not Detected	9.9	Not Detected
1,1-Dichloroethene	1.3	Not Detected	5.1	Not Detected
Acetone	13	Not Detected	31	Not Detected
2-Propanol	5.2	Not Detected	13	Not Detected
Carbon Disulfide	5.2	Not Detected	16	Not Detected
3-Chloropropene	5.2	Not Detected	16	Not Detected
Methylene Chloride	13	Not Detected	45	Not Detected
Methyl tert-butyl ether	1.3	Not Detected	4.6	Not Detected
trans-1,2-Dichloroethene	1.3	Not Detected	5.1	Not Detected
Hexane	1.3	Not Detected	4.5	Not Detected
1,1-Dichloroethane	1.3	Not Detected	5.2	Not Detected
2-Butanone (Methyl Ethyl Ketone)	5.2	Not Detected	15	Not Detected
cis-1,2-Dichloroethene	1.3	Not Detected	5.1	Not Detected
Tetrahydrofuran	1.3	Not Detected	3.8	Not Detected
Chloroform	1.3	15	6.3	76
1,1,1-Trichloroethane	1.3	Not Detected	7.0	Not Detected
Cyclohexane	1.3	Not Detected	4.4	Not Detected
Carbon Tetrachloride	1.3	Not Detected	8.1	Not Detected
2,2,4-Trimethylpentane	1.3	Not Detected	6.0	Not Detected
Benzene	1.3	Not Detected	4.1	Not Detected
1,2-Dichloroethane	1.3	Not Detected	5.2	Not Detected
Heptane	1.3	Not Detected	5.3	Not Detected
Trichloroethene	1.3	Not Detected	6.9	Not Detected
1,2-Dichloropropane	1.3	Not Detected	6.0	Not Detected
1,4-Dioxane	5.2	Not Detected	18	Not Detected
Bromodichloromethane	1.3	Not Detected	8.6	Not Detected
cis-1,3-Dichloropropene	1.3	Not Detected	5.8	Not Detected
4-Methyl-2-pentanone	1.3	Not Detected	5.3	Not Detected
Toluene	1.3	3.0	4.9	11
trans-1,3-Dichloropropene	1.3	Not Detected	5.8	Not Detected
1,1,2-Trichloroethane	1.3	Not Detected	7.0	Not Detected
Tetrachloroethene	1.3	Not Detected	8.8	Not Detected
2-Hexanone	5.2	Not Detected	21	Not Detected

eurofins | Air Toxics

Client Sample ID: EXHAUST

Lab ID#: 1503183-03A

EPA METHOD TO-15 GC/MS FULL SCAN

File Name:	**3031411**	**Date of Collection: 3/10/15 10:56:00 AM**	
Dil. Factor:	**2.58**	**Date of Analysis: 3/14/15 01:02 PM**	

Compound	Rpt. Limit (ppbv)	Amount (ppbv)	Rpt. Limit (ug/m3)	Amount (ug/m3)
Dibromochloromethane	1.3	Not Detected	11	Not Detected
1,2-Dibromoethane (EDB)	1.3	Not Detected	9.9	Not Detected
Chlorobenzene	1.3	Not Detected	5.9	Not Detected
Ethyl Benzene	1.3	Not Detected	5.6	Not Detected
m,p-Xylene	1.3	1.4	5.6	5.9
o-Xylene	1.3	Not Detected	5.6	Not Detected
Styrene	1.3	Not Detected	5.5	Not Detected
Bromoform	1.3	Not Detected	13	Not Detected
Cumene	1.3	Not Detected	6.3	Not Detected
1,1,2,2-Tetrachloroethane	1.3	Not Detected	8.8	Not Detected
Propylbenzene	1.3	Not Detected	6.3	Not Detected
4-Ethyltoluene	1.3	Not Detected	6.3	Not Detected
1,3,5-Trimethylbenzene	1.3	Not Detected	6.3	Not Detected
1,2,4-Trimethylbenzene	1.3	Not Detected	6.3	Not Detected
1,3-Dichlorobenzene	1.3	Not Detected	7.8	Not Detected
1,4-Dichlorobenzene	1.3	Not Detected	7.8	Not Detected
alpha-Chlorotoluene	1.3	Not Detected	6.7	Not Detected
1,2-Dichlorobenzene	1.3	Not Detected	7.8	Not Detected
1,2,4-Trichlorobenzene	5.2	Not Detected	38	Not Detected
Hexachlorobutadiene	5.2	Not Detected	55	Not Detected

Container Type: 1 Liter Summa Canister

Surrogates	%Recovery	Method Limits
Toluene-d8	101	70-130
1,2-Dichloroethane-d4	100	70-130
4-Bromofluorobenzene	100	70-130

eurofins | Air Toxics

Client Sample ID: Lab Blank

Lab ID#: I503183-04A

EPA METHOD TO-15 GC/MS FULL SCAN

File Name:	3031407	Date of Collection: NA	
Dil. Factor:	1.00	Date of Analysis: 3/14/15 09:55 AM	

Compound	Rpt. Limit (ppbv)	Amount (ppbv)	Rpt. Limit (ug/m3)	Amount (ug/m3)
Freon 12	0.50	Not Detected	2.5	Not Detected
Freon 114	0.50	Not Detected	3.5	Not Detected
Chloromethane	5.0	Not Detected	10	Not Detected
Vinyl Chloride	0.50	Not Detected	1.3	Not Detected
1,3-Butadiene	0.50	Not Detected	1.1	Not Detected
Bromomethane	5.0	Not Detected	19	Not Detected
Chloroethane	2.0	Not Detected	5.3	Not Detected
Freon 11	0.50	Not Detected	2.8	Not Detected
Ethanol	2.0	Not Detected	3.8	Not Detected
Freon 113	0.50	Not Detected	3.8	Not Detected
1,1-Dichloroethene	0.50	Not Detected	2.0	Not Detected
Acetone	5.0	Not Detected	12	Not Detected
2-Propanol	2.0	Not Detected	4.9	Not Detected
Carbon Disulfide	2.0	Not Detected	6.2	Not Detected
3-Chloropropene	2.0	Not Detected	6.3	Not Detected
Methylene Chloride	5.0	Not Detected	17	Not Detected
Methyl tert-butyl ether	0.50	Not Detected	1.8	Not Detected
trans-1,2-Dichloroethene	0.50	Not Detected	2.0	Not Detected
Hexane	0.50	Not Detected	1.8	Not Detected
1,1-Dichloroethane	0.50	Not Detected	2.0	Not Detected
2-Butanone (Methyl Ethyl Ketone)	2.0	Not Detected	5.9	Not Detected
cis-1,2-Dichloroethene	0.50	Not Detected	2.0	Not Detected
Tetrahydrofuran	0.50	Not Detected	1.5	Not Detected
Chloroform	0.50	Not Detected	2.4	Not Detected
1,1,1-Trichloroethane	0.50	Not Detected	2.7	Not Detected
Cyclohexane	0.50	Not Detected	1.7	Not Detected
Carbon Tetrachloride	0.50	Not Detected	3.1	Not Detected
2,2,4-Trimethylpentane	0.50	Not Detected	2.3	Not Detected
Benzene	0.50	Not Detected	1.6	Not Detected
1,2-Dichloroethane	0.50	Not Detected	2.0	Not Detected
Heptane	0.50	Not Detected	2.0	Not Detected
Trichloroethene	0.50	Not Detected	2.7	Not Detected
1,2-Dichloropropane	0.50	Not Detected	2.3	Not Detected
1,4-Dioxane	2.0	Not Detected	7.2	Not Detected
Bromodichloromethane	0.50	Not Detected	3.4	Not Detected
cis-1,3-Dichloropropene	0.50	Not Detected	2.3	Not Detected
4-Methyl-2-pentanone	0.50	Not Detected	2.0	Not Detected
Toluene	0.50	Not Detected	1.9	Not Detected
trans-1,3-Dichloropropene	0.50	Not Detected	2.3	Not Detected
1,1,2-Trichloroethane	0.50	Not Detected	2.7	Not Detected
Tetrachloroethene	0.50	Not Detected	3.4	Not Detected
2-Hexanone	2.0	Not Detected	8.2	Not Detected

eurofins | Air Toxics

Client Sample ID: Lab Blank

Lab ID#: 1503183-04A

EPA METHOD TO-15 GC/MS FULL SCAN

File Name:	**3031407**	**Date of Collection: NA**	
Dil. Factor:	**1.00**	**Date of Analysis: 3/14/15 09:55 AM**	

Compound	Rpt. Limit (ppbv)	Amount (ppbv)	Rpt. Limit (ug/m3)	Amount (ug/m3)
Dibromochloromethane	0.50	Not Detected	4.2	Not Detected
1,2-Dibromoethane (EDB)	0.50	Not Detected	3.8	Not Detected
Chlorobenzene	0.50	Not Detected	2.3	Not Detected
Ethyl Benzene	0.50	Not Detected	2.2	Not Detected
m,p-Xylene	0.50	Not Detected	2.2	Not Detected
o-Xylene	0.50	Not Detected	2.2	Not Detected
Styrene	0.50	Not Detected	2.1	Not Detected
Bromoform	0.50	Not Detected	5.2	Not Detected
Cumene	0.50	Not Detected	2.4	Not Detected
1,1,2,2-Tetrachloroethane	0.50	Not Detected	3.4	Not Detected
Propylbenzene	0.50	Not Detected	2.4	Not Detected
4-Ethyltoluene	0.50	Not Detected	2.4	Not Detected
1,3,5-Trimethylbenzene	0.50	Not Detected	2.4	Not Detected
1,2,4-Trimethylbenzene	0.50	Not Detected	2.4	Not Detected
1,3-Dichlorobenzene	0.50	Not Detected	3.0	Not Detected
1,4-Dichlorobenzene	0.50	Not Detected	3.0	Not Detected
alpha-Chlorotoluene	0.50	Not Detected	2.6	Not Detected
1,2-Dichlorobenzene	0.50	Not Detected	3.0	Not Detected
1,2,4-Trichlorobenzene	2.0	Not Detected	15	Not Detected
Hexachlorobutadiene	2.0	Not Detected	21	Not Detected

Container Type: NA - Not Applicable

Surrogates	%Recovery	Method Limits
Toluene-d8	98	70-130
1,2-Dichloroethane-d4	100	70-130
4-Bromofluorobenzene	100	70-130

eurofins | Air Toxics

Client Sample ID: Lab Blank
Lab ID#: 1503183-04B
EPA METHOD TO-15 GC/MS

File Name:	14031705	Date of Collection: NA	
Dil. Factor:	1.00	Date of Analysis: 3/17/15 09:32 AM	

Compound	Rpt. Limit (ppbv)	Amount (ppbv)	Rpt. Limit (ug/m3)	Amount (ug/m3)
Freon 12	5.0	Not Detected	25	Not Detected
Freon 114	5.0	Not Detected	35	Not Detected
Chloromethane	20	Not Detected	41	Not Detected
Vinyl Chloride	5.0	Not Detected	13	Not Detected
1,3-Butadiene	5.0	Not Detected	11	Not Detected
Bromomethane	5.0	Not Detected	19	Not Detected
Chloroethane	20	Not Detected	53	Not Detected
Freon 11	5.0	Not Detected	28	Not Detected
Ethanol	20	Not Detected	38	Not Detected
Freon 113	5.0	Not Detected	38	Not Detected
1,1-Dichloroethene	5.0	Not Detected	20	Not Detected
Acetone	20	Not Detected	48	Not Detected
2-Propanol	20	Not Detected	49	Not Detected
Carbon Disulfide	5.0	Not Detected	16	Not Detected
3-Chloropropene	20	Not Detected	63	Not Detected
Methylene Chloride	5.0	Not Detected	17	Not Detected
Methyl tert-butyl ether	5.0	Not Detected	18	Not Detected
trans-1,2-Dichloroethene	5.0	Not Detected	20	Not Detected
Hexane	5.0	Not Detected	18	Not Detected
1,1-Dichloroethane	5.0	Not Detected	20	Not Detected
2-Butanone (Methyl Ethyl Ketone)	20	Not Detected	59	Not Detected
cis-1,2-Dichloroethene	5.0	Not Detected	20	Not Detected
Tetrahydrofuran	5.0	Not Detected	15	Not Detected
Chloroform	5.0	Not Detected	24	Not Detected
1,1,1-Trichloroethane	5.0	Not Detected	27	Not Detected
Cyclohexane	5.0	Not Detected	17	Not Detected
Carbon Tetrachloride	5.0	Not Detected	31	Not Detected
2,2,4-Trimethylpentane	5.0	Not Detected	23	Not Detected
Benzene	5.0	Not Detected	16	Not Detected
1,2-Dichloroethane	5.0	Not Detected	20	Not Detected
Heptane	5.0	Not Detected	20	Not Detected
Trichloroethene	5.0	Not Detected	27	Not Detected
1,2-Dichloropropane	5.0	Not Detected	23	Not Detected
1,4-Dioxane	20	Not Detected	72	Not Detected
Bromodichloromethane	5.0	Not Detected	34	Not Detected
cis-1,3-Dichloropropene	5.0	Not Detected	23	Not Detected
4-Methyl-2-pentanone	5.0	Not Detected	20	Not Detected
Toluene	5.0	Not Detected	19	Not Detected
trans-1,3-Dichloropropene	5.0	Not Detected	23	Not Detected
1,1,2-Trichloroethane	5.0	Not Detected	27	Not Detected
Tetrachloroethene	5.0	Not Detected	34	Not Detected
2-Hexanone	20	Not Detected	82	Not Detected

eurofins | Air Toxics

Client Sample ID: Lab Blank

Lab ID#: 1503183-04B

EPA METHOD TO-15 GC/MS

File Name:	**14031705**	**Date of Collection: NA**	
Dil. Factor:	**1.00**	**Date of Analysis: 3/17/15 09:32 AM**	

Compound	Rpt. Limit (ppbv)	Amount (ppbv)	Rpt. Limit (ug/m3)	Amount (ug/m3)
Dibromochloromethane	5.0	Not Detected	42	Not Detected
1,2-Dibromoethane (EDB)	5.0	Not Detected	38	Not Detected
Chlorobenzene	5.0	Not Detected	23	Not Detected
Ethyl Benzene	5.0	Not Detected	22	Not Detected
m,p-Xylene	5.0	Not Detected	22	Not Detected
o-Xylene	5.0	Not Detected	22	Not Detected
Styrene	5.0	Not Detected	21	Not Detected
Bromoform	5.0	Not Detected	52	Not Detected
Cumene	5.0	Not Detected	24	Not Detected
1,1,2,2-Tetrachloroethane	5.0	Not Detected	34	Not Detected
Propylbenzene	5.0	Not Detected	24	Not Detected
4-Ethyltoluene	5.0	Not Detected	24	Not Detected
1,3,5-Trimethylbenzene	5.0	Not Detected	24	Not Detected
1,2,4-Trimethylbenzene	5.0	Not Detected	24	Not Detected
1,3-Dichlorobenzene	5.0	Not Detected	30	Not Detected
1,4-Dichlorobenzene	5.0	Not Detected	30	Not Detected
alpha-Chlorotoluene	5.0	Not Detected	26	Not Detected
1,2-Dichlorobenzene	5.0	Not Detected	30	Not Detected
1,2,4-Trichlorobenzene	20	Not Detected	150	Not Detected
Hexachlorobutadiene	20	Not Detected	210	Not Detected

Container Type: NA - Not Applicable

Surrogates	%Recovery	Method Limits
1,2-Dichloroethane-d4	88	70-130
Toluene-d8	99	70-130
4-Bromofluorobenzene	97	70-130

eurofins | Air Toxics

Client Sample ID: CCV

Lab ID#: 1503183-05A

EPA METHOD TO-15 GC/MS FULL SCAN

File Name:	**3031404**	**Date of Collection: NA**
Dil. Factor:	**1.00**	**Date of Analysis: 3/14/15 08:24 AM**

Compound	%Recovery
Freon 12	98
Freon 114	97
Chloromethane	99
Vinyl Chloride	101
1,3-Butadiene	89
Bromomethane	96
Chloroethane	96
Freon 11	92
Ethanol	94
Freon 113	93
1,1-Dichloroethene	97
Acetone	98
2-Propanol	96
Carbon Disulfide	97
3-Chloropropene	100
Methylene Chloride	91
Methyl tert-butyl ether	98
trans-1,2-Dichloroethene	99
Hexane	94
1,1-Dichloroethane	97
2-Butanone (Methyl Ethyl Ketone)	102
cis-1,2-Dichloroethene	100
Tetrahydrofuran	97
Chloroform	93
1,1,1-Trichloroethane	94
Cyclohexane	97
Carbon Tetrachloride	96
2,2,4-Trimethylpentane	98
Benzene	94
1,2-Dichloroethane	93
Heptane	94
Trichloroethene	94
1,2-Dichloropropane	95
1,4-Dioxane	93
Bromodichloromethane	94
cis-1,3-Dichloropropene	99
4-Methyl-2-pentanone	87
Toluene	89
trans-1,3-Dichloropropene	98
1,1,2-Trichloroethane	99
Tetrachloroethene	96
2-Hexanone	90

eurofins | Air Toxics

Client Sample ID: CCV
Lab ID#: 1503183-05A
EPA METHOD TO-15 GC/MS FULL SCAN

File Name:	**3031404**	**Date of Collection: NA**
Dil. Factor:	**1.00**	**Date of Analysis: 3/14/15 08:24 AM**

Compound	%Recovery
Dibromochloromethane	98
1,2-Dibromoethane (EDB)	98
Chlorobenzene	95
Ethyl Benzene	100
m,p-Xylene	100
o-Xylene	102
Styrene	104
Bromoform	99
Cumene	104
1,1,2,2-Tetrachloroethane	94
Propylbenzene	98
4-Ethyltoluene	101
1,3,5-Trimethylbenzene	100
1,2,4-Trimethylbenzene	103
1,3-Dichlorobenzene	97
1,4-Dichlorobenzene	99
alpha-Chlorotoluene	102
1,2-Dichlorobenzene	97
1,2,4-Trichlorobenzene	104
Hexachlorobutadiene	104

Container Type: NA - Not Applicable

Surrogates	%Recovery	Method Limits
Toluene-d8	99	70-130
1,2-Dichloroethane-d4	96	70-130
4-Bromofluorobenzene	101	70-130

eurofins | Air Toxics

Client Sample ID: CCV
Lab ID#: 1503183-05B
EPA METHOD TO-15 GC/MS

File Name:	**14031702**	**Date of Collection: NA**
Dil. Factor:	**1.00**	**Date of Analysis: 3/17/15 07:45 AM**

Compound	%Recovery
Freon 12	83
Freon 114	83
Chloromethane	82
Vinyl Chloride	94
1,3-Butadiene	85
Bromomethane	70
Chloroethane	81
Freon 11	81
Ethanol	74
Freon 113	87
1,1-Dichloroethene	80
Acetone	83
2-Propanol	73
Carbon Disulfide	88
3-Chloropropene	77
Methylene Chloride	82
Methyl tert-butyl ether	102
trans-1,2-Dichloroethene	90
Hexane	80
1,1-Dichloroethane	84
2-Butanone (Methyl Ethyl Ketone)	77
cis-1,2-Dichloroethene	74
Tetrahydrofuran	77
Chloroform	82
1,1,1-Trichloroethane	78
Cyclohexane	79
Carbon Tetrachloride	80
2,2,4-Trimethylpentane	79
Benzene	87
1,2-Dichloroethane	78
Heptane	78
Trichloroethene	74
1,2-Dichloropropane	85
1,4-Dioxane	77
Bromodichloromethane	80
cis-1,3-Dichloropropene	80
4-Methyl-2-pentanone	74
Toluene	85
trans-1,3-Dichloropropene	72
1,1,2-Trichloroethane	83
Tetrachloroethene	86
2-Hexanone	70

eurofins | Air Toxics

Client Sample ID: CCV
Lab ID#: 1503183-05B
EPA METHOD TO-15 GC/MS

File Name:	**14031702**	**Date of Collection: NA**
Dil. Factor:	**1.00**	**Date of Analysis: 3/17/15 07:45 AM**

Compound	%Recovery
Dibromochloromethane	84
1,2-Dibromoethane (EDB)	85
Chlorobenzene	85
Ethyl Benzene	82
m,p-Xylene	82
o-Xylene	84
Styrene	88
Bromoform	85
Cumene	84
1,1,2,2-Tetrachloroethane	104
Propylbenzene	84
4-Ethyltoluene	88
1,3,5-Trimethylbenzene	91
1,2,4-Trimethylbenzene	86
1,3-Dichlorobenzene	86
1,4-Dichlorobenzene	88
alpha-Chlorotoluene	75
1,2-Dichlorobenzene	88
1,2,4-Trichlorobenzene	108
Hexachlorobutadiene	111

Container Type: NA - Not Applicable

Surrogates	%Recovery	Method Limits
1,2-Dichloroethane-d4	89	70-130
Toluene-d8	100	70-130
4-Bromofluorobenzene	100	70-130

eurofins | Air Toxics

Client Sample ID: LCS
Lab ID#: 1503183-06A
EPA METHOD TO-15 GC/MS FULL SCAN

File Name:	**3031405**	**Date of Collection: NA**	
Dil. Factor:	**1.00**	**Date of Analysis: 3/14/15 08:49 AM**	

Compound	%Recovery	Method Limits
Freon 12	98	70-130
Freon 114	99	70-130
Chloromethane	96	70-130
Vinyl Chloride	100	70-130
1,3-Butadiene	85	70-130
Bromomethane	98	70-130
Chloroethane	101	70-130
Freon 11	96	70-130
Ethanol	100	70-130
Freon 113	91	70-130
1,1-Dichloroethene	97	70-130
Acetone	100	70-130
2-Propanol	102	70-130
Carbon Disulfide	85	70-130
3-Chloropropene	96	70-130
Methylene Chloride	91	70-130
Methyl tert-butyl ether	97	70-130
trans-1,2-Dichloroethene	88	70-130
Hexane	95	70-130
1,1-Dichloroethane	97	70-130
2-Butanone (Methyl Ethyl Ketone)	100	70-130
cis-1,2-Dichloroethene	110	70-130
Tetrahydrofuran	95	70-130
Chloroform	95	70-130
1,1,1-Trichloroethane	94	70-130
Cyclohexane	98	70-130
Carbon Tetrachloride	98	70-130
2,2,4-Trimethylpentane	98	70-130
Benzene	97	70-130
1,2-Dichloroethane	95	70-130
Heptane	97	70-130
Trichloroethene	87	70-130
1,2-Dichloropropane	97	70-130
1,4-Dioxane	95	70-130
Bromodichloromethane	100	70-130
cis-1,3-Dichloropropene	96	70-130
4-Methyl-2-pentanone	93	70-130
Toluene	91	70-130
trans-1,3-Dichloropropene	98	70-130
1,1,2-Trichloroethane	97	70-130
Tetrachloroethene	95	70-130
2-Hexanone	92	70-130

eurofins | Air Toxics

Client Sample ID: LCS
Lab ID#: 1503183-06A
EPA METHOD TO-15 GC/MS FULL SCAN

File Name:	**3031405**	**Date of Collection: NA**	
Dil. Factor:	**1.00**	**Date of Analysis: 3/14/15 08:49 AM**	

Compound	**%Recovery**	**Method Limits**
Dibromochloromethane	98	70-130
1,2-Dibromoethane (EDB)	99	70-130
Chlorobenzene	94	70-130
Ethyl Benzene	99	70-130
m,p-Xylene	101	70-130
o-Xylene	104	70-130
Styrene	102	70-130
Bromoform	100	70-130
Cumene	103	70-130
1,1,2,2-Tetrachloroethane	108	70-130
Propylbenzene	99	70-130
4-Ethyltoluene	101	70-130
1,3,5-Trimethylbenzene	99	70-130
1,2,4-Trimethylbenzene	102	70-130
1,3-Dichlorobenzene	99	70-130
1,4-Dichlorobenzene	100	70-130
alpha-Chlorotoluene	108	70-130
1,2-Dichlorobenzene	99	70-130
1,2,4-Trichlorobenzene	111	70-130
Hexachlorobutadiene	110	70-130

Container Type: NA - Not Applicable

Surrogates	**%Recovery**	**Method Limits**
Toluene-d8	101	70-130
1,2-Dichloroethane-d4	97	70-130
4-Bromofluorobenzene	100	70-130

eurofins | Air Toxics

Client Sample ID: LCSD

Lab ID#: 1503183-06AA

EPA METHOD TO-15 GC/MS FULL SCAN

File Name:	**3031406**	**Date of Collection: NA**	
Dil. Factor:	**1.00**	**Date of Analysis: 3/14/15 09:14 AM**	

Compound	%Recovery	Method Limits
Freon 12	96	70-130
Freon 114	98	70-130
Chloromethane	96	70-130
Vinyl Chloride	99	70-130
1,3-Butadiene	88	70-130
Bromomethane	96	70-130
Chloroethane	99	70-130
Freon 11	94	70-130
Ethanol	102	70-130
Freon 113	91	70-130
1,1-Dichloroethene	96	70-130
Acetone	98	70-130
2-Propanol	102	70-130
Carbon Disulfide	85	70-130
3-Chloropropene	96	70-130
Methylene Chloride	90	70-130
Methyl tert-butyl ether	96	70-130
trans-1,2-Dichloroethene	86	70-130
Hexane	92	70-130
1,1-Dichloroethane	96	70-130
2-Butanone (Methyl Ethyl Ketone)	99	70-130
cis-1,2-Dichloroethene	108	70-130
Tetrahydrofuran	96	70-130
Chloroform	94	70-130
1,1,1-Trichloroethane	94	70-130
Cyclohexane	96	70-130
Carbon Tetrachloride	96	70-130
2,2,4-Trimethylpentane	101	70-130
Benzene	96	70-130
1,2-Dichloroethane	93	70-130
Heptane	92	70-130
Trichloroethene	86	70-130
1,2-Dichloropropane	95	70-130
1,4-Dioxane	94	70-130
Bromodichloromethane	99	70-130
cis-1,3-Dichloropropene	94	70-130
4-Methyl-2-pentanone	91	70-130
Toluene	90	70-130
trans-1,3-Dichloropropene	98	70-130
1,1,2-Trichloroethane	98	70-130
Tetrachloroethene	95	70-130
2-Hexanone	92	70-130

eurofins | Air Toxics

Client Sample ID: LCSD

Lab ID#: 1503183-06AA

EPA METHOD TO-15 GC/MS FULL SCAN

File Name:	**3031406**	**Date of Collection: NA**	
Dil. Factor:	**1.00**	**Date of Analysis: 3/14/15 09:14 AM**	

Compound	%Recovery	Method Limits
Dibromochloromethane	98	70-130
1,2-Dibromoethane (EDB)	98	70-130
Chlorobenzene	94	70-130
Ethyl Benzene	98	70-130
m,p-Xylene	100	70-130
o-Xylene	104	70-130
Styrene	101	70-130
Bromoform	101	70-130
Cumene	103	70-130
1,1,2,2-Tetrachloroethane	108	70-130
Propylbenzene	100	70-130
4-Ethyltoluene	101	70-130
1,3,5-Trimethylbenzene	100	70-130
1,2,4-Trimethylbenzene	102	70-130
1,3-Dichlorobenzene	98	70-130
1,4-Dichlorobenzene	100	70-130
alpha-Chlorotoluene	108	70-130
1,2-Dichlorobenzene	100	70-130
1,2,4-Trichlorobenzene	110	70-130
Hexachlorobutadiene	110	70-130

Container Type: NA - Not Applicable

Surrogates	%Recovery	Method Limits
Toluene-d8	100	70-130
1,2-Dichloroethane-d4	96	70-130
4-Bromofluorobenzene	101	70-130

eurofins | Air Toxics

Client Sample ID: LCS
Lab ID#: 1503183-06B
EPA METHOD TO-15 GC/MS

File Name:	**14031703**	**Date of Collection: NA**	
Dil. Factor:	**1.00**	**Date of Analysis: 3/17/15 08:10 AM**	

Compound	%Recovery	Method Limits
Freon 12	86	70-130
Freon 114	90	70-130
Chloromethane	80	70-130
Vinyl Chloride	95	70-130
1,3-Butadiene	92	70-130
Bromomethane	79	70-130
Chloroethane	81	70-130
Freon 11	89	70-130
Ethanol	67 Q	70-130
Freon 113	90	70-130
1,1-Dichloroethene	83	70-130
Acetone	91	70-130
2-Propanol	82	70-130
Carbon Disulfide	79	70-130
3-Chloropropene	79	70-130
Methylene Chloride	83	70-130
Methyl tert-butyl ether	108	70-130
trans-1,2-Dichloroethene	77	70-130
Hexane	81	70-130
1,1-Dichloroethane	87	70-130
2-Butanone (Methyl Ethyl Ketone)	88	70-130
cis-1,2-Dichloroethene	86	70-130
Tetrahydrofuran	80	70-130
Chloroform	84	70-130
1,1,1-Trichloroethane	82	70-130
Cyclohexane	87	70-130
Carbon Tetrachloride	84	70-130
2,2,4-Trimethylpentane	84	70-130
Benzene	89	70-130
1,2-Dichloroethane	79	70-130
Heptane	84	70-130
Trichloroethene	77	70-130
1,2-Dichloropropane	85	70-130
1,4-Dioxane	89	70-130
Bromodichloromethane	83	70-130
cis-1,3-Dichloropropene	80	70-130
4-Methyl-2-pentanone	78	70-130
Toluene	88	70-130
trans-1,3-Dichloropropene	84	70-130
1,1,2-Trichloroethane	90	70-130
Tetrachloroethene	89	70-130
2-Hexanone	79	70-130

eurofins | Air Toxics

Client Sample ID: LCS
Lab ID#: 1503183-06B
EPA METHOD TO-15 GC/MS

File Name:	**14031703**	**Date of Collection: NA**	
Dil. Factor:	**1.00**	**Date of Analysis: 3/17/15 08:10 AM**	

Compound	**%Recovery**	**Method Limits**
Dibromochloromethane	87	70-130
1,2-Dibromoethane (EDB)	91	70-130
Chlorobenzene	88	70-130
Ethyl Benzene	88	70-130
m,p-Xylene	87	70-130
o-Xylene	91	70-130
Styrene	94	70-130
Bromoform	93	70-130
Cumene	89	70-130
1,1,2,2-Tetrachloroethane	109	70-130
Propylbenzene	93	70-130
4-Ethyltoluene	92	70-130
1,3,5-Trimethylbenzene	95	70-130
1,2,4-Trimethylbenzene	91	70-130
1,3-Dichlorobenzene	93	70-130
1,4-Dichlorobenzene	91	70-130
alpha-Chlorotoluene	91	70-130
1,2-Dichlorobenzene	93	70-130
1,2,4-Trichlorobenzene	102	70-130
Hexachlorobutadiene	109	70-130

Q = Exceeds Quality Control limits.

Container Type: NA - Not Applicable

Surrogates	**%Recovery**	**Method Limits**
1,2-Dichloroethane-d4	88	70-130
Toluene-d8	99	70-130
4-Bromofluorobenzene	99	70-130

eurofins | Air Toxics

Client Sample ID: LCSD
Lab ID#: 1503183-06BB
EPA METHOD TO-15 GC/MS

File Name:	**14031704**	**Date of Collection: NA**	
Dil. Factor:	**1.00**	**Date of Analysis: 3/17/15 08:47 AM**	

Compound	%Recovery	Method Limits
Freon 12	86	70-130
Freon 114	93	70-130
Chloromethane	79	70-130
Vinyl Chloride	96	70-130
1,3-Butadiene	86	70-130
Bromomethane	78	70-130
Chloroethane	83	70-130
Freon 11	87	70-130
Ethanol	69 Q	70-130
Freon 113	89	70-130
1,1-Dichloroethene	85	70-130
Acetone	91	70-130
2-Propanol	79	70-130
Carbon Disulfide	81	70-130
3-Chloropropene	79	70-130
Methylene Chloride	83	70-130
Methyl tert-butyl ether	107	70-130
trans-1,2-Dichloroethene	80	70-130
Hexane	82	70-130
1,1-Dichloroethane	84	70-130
2-Butanone (Methyl Ethyl Ketone)	84	70-130
cis-1,2-Dichloroethene	86	70-130
Tetrahydrofuran	79	70-130
Chloroform	81	70-130
1,1,1-Trichloroethane	81	70-130
Cyclohexane	88	70-130
Carbon Tetrachloride	83	70-130
2,2,4-Trimethylpentane	82	70-130
Benzene	89	70-130
1,2-Dichloroethane	82	70-130
Heptane	84	70-130
Trichloroethene	76	70-130
1,2-Dichloropropane	86	70-130
1,4-Dioxane	88	70-130
Bromodichloromethane	86	70-130
cis-1,3-Dichloropropene	82	70-130
4-Methyl-2-pentanone	78	70-130
Toluene	88	70-130
trans-1,3-Dichloropropene	80	70-130
1,1,2-Trichloroethane	86	70-130
Tetrachloroethene	88	70-130
2-Hexanone	78	70-130

eurofins | Air Toxics

Client Sample ID: LCSD
Lab ID#: 1503183-06BB
EPA METHOD TO-15 GC/MS

File Name:	**14031704**	**Date of Collection: NA**	
Dil. Factor:	**1.00**	**Date of Analysis: 3/17/15 08:47 AM**	

Compound	%Recovery	Method Limits
Dibromochloromethane	88	70-130
1,2-Dibromoethane (EDB)	91	70-130
Chlorobenzene	86	70-130
Ethyl Benzene	86	70-130
m,p-Xylene	88	70-130
o-Xylene	87	70-130
Styrene	93	70-130
Bromoform	91	70-130
Cumene	88	70-130
1,1,2,2-Tetrachloroethane	108	70-130
Propylbenzene	91	70-130
4-Ethyltoluene	92	70-130
1,3,5-Trimethylbenzene	96	70-130
1,2,4-Trimethylbenzene	91	70-130
1,3-Dichlorobenzene	90	70-130
1,4-Dichlorobenzene	90	70-130
alpha-Chlorotoluene	89	70-130
1,2-Dichlorobenzene	92	70-130
1,2,4-Trichlorobenzene	93	70-130
Hexachlorobutadiene	103	70-130

Q = Exceeds Quality Control limits.

Container Type: NA - Not Applicable

Surrogates	%Recovery	Method Limits
1,2-Dichloroethane-d4	87	70-130
Toluene-d8	100	70-130
4-Bromofluorobenzene	101	70-130

eurofins | Air Toxics

1500400

Sample Transportation Notice
Relinquishing signature on this document indicates that sample is being shipped in compliance with all applicable local, State, Federal, national, and international laws, regulations and ordinances of any kind. Air Toxics Limited assumes no liability with respect to the collection, handling or shipping of these samples. Relinquishing signature also indicates agreement to hold harmless, defend, and indemnify Air Toxics Limited against any claim, demand, or action, of any kind, related to the collection, handling, or shipping of samples. D.O.T. Hotline (800) 467-4922

180 BLUE RAVINE ROAD, SUITE B
FOLSOM, CA 95630-4719
(916) 985-1000 FAX (916) 985-1020

Page 1 of 1

Project Manager LLOYD WINDROCK
Collected by: (Print and Sign) Lloyd Windrock
Company USA Email
Address City State AZ Zip
Phone 520 349 1001 Fax

Project Info:
P.O. #
Project #
Project Name

Turn Around Time:
☑ Normal
☐ Rush
specify

Lab Use Only
Pressurized by:
Date:
Pressurization Gas: N_2 He

Lab I.D.	Field Sample I.D. (Location)	Can #	Date of Collection	Time of Collection	Analyses Requested	Canister Pressure/Vacuum Initial	Final	Receipt	Final (psi)
01A	INLET 0136 / 01364		03-10	10:48		-26" Hg	0 -3" Hg		
02A	IN BETWEEN 2737 31783		03-10	10:51		-25" Hg	-4" Hg		
03A	EXHAUST 33717 1400 hrs	2011	03-10	10:56		-27" Hg	-4" Hg		

Relinquished by: (signature) Date/Time Lloyd Windrock 03-10-15
Received by: (signature) Date/Time 3/10/15 1400
Relinquished by: (signature) Date/Time
Received by: (signature) Date/Time 3-11-15 1105
Relinquished by: (signature) Date/Time
Received by: (signature) Date/Time

Notes: Temp 24.6

Lab Use Only	Shipper Name	Air Bill #	Temp (°C)	Condition	Custody Seals Intact?	Work Order #
	Fedex		NA	Good	Yes No None	1503183

Form 1293 rev.11

ORGANIC DATA ASSESSMENT SUMMARY

Project Information			
Project Name:	PTRL	Lab Name:	Air Toxics
Project Number:	1420112030	Lab Report Number:	15C0400
Reviewer's Signature:	Crystal Neirby	Number of Samples:	3 primary
Review Date:	6/14/2015	Matrix:	Air

Assessment Summary

Using the codes O, M, Z, and X described below, complete the table for a single quality control batch or sample delivery group. Identify comments by means of a footnote, e.g. M(2), describe in the space provided.

Method Name:	VOCs			
Method Number:	TO-15			
1. Preservation/hold times	O			
2. Blanks	O			
3. Surrogates	O			
4. Matrix spike/dup	NA			
5. Lab QC samples	M(1)			
6. Overall assessment	O			

Assessment Codes:

O = No quality controls (QC) problems were identified for these criteria.

M = The results are qualified due to QC problems. The quantitative results will be qualified with a QC flag indicating that the results are estimated due to error greater than specified in the method.

Z = The results are unacceptable due to gross QC problems. The results will be qualified as rejected (R).

X = QC problems were identified, but they do not affect the results, or the reviewer is not certain of the effect on the results; or supporting documentation or data is not present in the laboratory data package.

NA = Not applicable

Assessment Code	Description	Action Required
M(1)	The recoveries for ethanol in the LCS and LCSD associated with analysis on March 17, 2015 were 67 and 69 percent, below the	The low recoveries equate to a low bias in the samples. The ethanol results in the associated samples are qualified as estimated and flagged

Assessment Code	Description	Action Required
	control limits of 70 to 130 percent.	with a “J”.

Attachment 3 - Laboratory Reports for April 2015 SVE Process Samples (CD only)

April 17, 2015

Lloyd Wundrock
University of Arizona- Risk Management Services
PO Box 210300, RM B 235
Tucson, AZ 85721

TEL (520) 621-1590
FAX (520) 621-3706

Work Order No.: 15D0168

RE: Page Ranch - SVE Carbon Vapor

Dear Lloyd Wundrock,

Turner Laboratories, Inc. received 3 sample(s) on 04/02/2015 for the analyses presented in the following report.

All results are intended to be considered in their entirety, and Turner Laboratories, Inc. is not responsible for use of less than the complete report. Results apply only to the samples analyzed. Samples will be disposed of 30 days after issue of our report unless special arrangements are made.

The pages that follow may contain sensitive, privileged or confidential information intended solely for the addressee named above. If you receive this message and are not the agent or employee of the addressee, this communication has been sent in error. Please do not disseminate or copy any of the attached and notify the sender immediately by telephone. Please also return the attached sheet(s) to the sender by mail.

Please call if you have any questions.

Respectfully submitted,

Turner Laboratories, Inc.
ADHS License AZ0066

Terri L. Garcia

Terri Garcia
Technical Director

Client: University of Arizona- Risk Management Servic
Project: Page Ranch - SVE Carbon Vapor
Work Order: 15D0168
Date Received: 04/02/2015

Work Order Sample Summary

Lab Sample ID	Client Sample ID	Matrix	Collection Date/Time
15D0168-01	Inlet 3783730366	Air and Emissions	04/02/2015 1056
15D0168-02	In Between 374213487	Air and Emissions	04/02/2015 1103
15D0168-03	Exhaust 341712499	Air and Emissions	04/02/2015 1107

Client: University of Arizona- Risk Management Services
Project: Page Ranch - SVE Carbon Vapor
Work Order: 15D0168
Date Received: 04/02/2015

Case Narrative

The TO-15 analyses were performed by Air Toxics, LTD. in Folsom, CA.

eurofins | Air Toxics

15D0168

Sample Transportation Notice
Relinquishing signature on this document indicates that sample is being shipped in compliance with all applicable local, State, Federal, national, and international laws, regulations and ordinances of any kind. Air Toxics Limited assumes no liability with respect to the collection, handling or shipping of these samples. Relinquishing signature also indicates agreement to hold harmless, defend, and indemnify Air Toxics Limited against any claim, demand, or action, of any kind, related to the collection, handling, or shipping of samples. D.O.T. Hotline (800) 467-4922

180 BLUE RAVINE ROAD, SUITE B
FOLSOM, CA 95630-4719
(916) 985-1000 FAX (916) 985-1020

Page 1 of 1

Project Manager LLOYD M. WUNDROCK
Collected by: (Print and Sign) L M Wundrock
Company U of A Email
Address City TUCSON State AZ Zip
Phone Fax

Project Info:
P.O. #
Project #
Project Name

Turn Around Time:
☑ Normal
☐ Rush
specify

Lab Use Only
Pressurized by:
Date:
Pressurization Gas: N_2 He

Lab I.D.	Field Sample I.D. (Location)	Can #	Date of Collection	Time of Collection	Analyses Requested	Canister Pressure/Vacuum Initial	Final	Receipt	Final (psi)
	INLET 37837	30366	04-02	1056hrs		-26" Hg	-9" Hg		
	IN-BETWEEN 37421	3487	"	1103hrs		-27" Hg	-3" Hg		
	EXHAUST 34171	2499	"	1107hrs		-27" Hg	-3" Hg		

Relinquished by: (signature)	Date/Time	Received by: (signature)	Date/Time
L M Wundrock	04-02-2015		4/2/15 1510
Relinquished by: (signature)	Date/Time 1510hrs	Received by: (signature)	Date/Time
Relinquished by: (signature)	Date/Time	Received by: (signature)	Date/Time

Notes:
Temp 26.3

Lab Use Only	Shipper Name	Air Bill #	Temp (°C)	Condition	Custody Seals Intact?	Work Order #
					Yes No None	

Form 1293 rev.11

eurofins | Air Toxics

4/16/2015
Terri Garcia
Turner Laboratories, Inc.
2445 North Coyote Drive
Suite 104
Tucson AZ 85745

Project Name:
Project #:
Workorder #: 1504089

Dear Terri Garcia

The following report includes the data for the above referenced project for sample(s) received on 4/3/2015 at Air Toxics Ltd.

The data and associated QC analyzed by TO-15 are compliant with the project requirements or laboratory criteria with the exception of the deviations noted in the attached case narrative.

Thank you for choosing Air Toxics Ltd. for your air analysis needs. Air Toxics Ltd. is committed to providing accurate data of the highest quality. Please feel free to contact the Project Manager: Kyle Vagadori at 916-985-1000 if you have any questions regarding the data in this report.

Regards,

Kyle Vagadori
Project Manager

eurofins | Air Toxics

WORK ORDER #: 1504089

Work Order Summary

CLIENT:	Terri Garcia Turner Laboratories, Inc. 2445 North Coyote Drive Suite 104 Tucson, AZ 85745	**BILL TO:**	Terri Garcia Turner Laboratories, Inc. 2445 North Coyote Drive Suite 104 Tucson, AZ 85745
PHONE:	520-882-5880	**P.O. #**	
FAX:	520-882-9788	**PROJECT #**	
DATE RECEIVED:	04/03/2015	**CONTACT:**	Kyle Vagadori
DATE COMPLETED:	04/16/2015		

FRACTION #	NAME	TEST	RECEIPT VAC./PRES.	FINAL PRESSURE
01A	15D0168-01	TO-15	6.5 "Hg	14.7 psi
02A	15D0168-02	TO-15	6.3 "Hg	14.7 psi
03A	15D0168-03	TO-15	6.5 "Hg	14.9 psi
04A	Lab Blank	TO-15	NA	NA
05A	CCV	TO-15	NA	NA
06A	LCS	TO-15	NA	NA
06AA	LCSD	TO-15	NA	NA

CERTIFIED BY: Heidi Hayes

Technical Director

DATE: 04/16/15

Certification numbers: AZ Licensure AZ0775, NJ NELAP - CA016, NY NELAP - 11291,
TX NELAP - T104704343-14-7, UT NELAP CA009332014-5, VA NELAP - 460197, WA NELAP - C935
Name of Accreditation Body: NELAP/ORELAP (Oregon Environmental Laboratory Accreditation Program)
Accreditation number: CA300005, Effective date: 10/18/2014, Expiration date: 10/17/2015.
Eurofins Air Toxics Inc.. certifies that the test results contained in this report meet all requirements of the NELAC standards

This report shall not be reproduced, except in full, without the written approval of Eurofins Air Toxics, Inc.

180 BLUE RAVINE ROAD, SUITE B FOLSOM, CA - 9563
(916) 985-1000 . (800) 985-5955 . FAX (916) 985-1020

eurofins | Air Toxics

LABORATORY NARRATIVE
EPA Method TO-15
Turner Laboratories, Inc.
Workorder# 1504089

Three 1 Liter Summa Canister samples were received on April 03, 2015. The laboratory performed analysis via EPA Method TO-15 using GC/MS in the full scan mode.

This workorder was independently validated prior to submittal using 'USEPA National Functional Guidelines' as generally applied to the analysis of volatile organic compounds in air. A rules-based, logic driven, independent validation engine was employed to assess completeness, evaluate pass/fail of relevant project quality control requirements and verification of all quantified amounts.

Receiving Notes

There were no receiving discrepancies.

Analytical Notes

Dilution was performed on samples 15D0168-01 and 15D0168-02 due to the presence of high level target species.

All Quality Control Limit exceedances and affected sample results are noted by flags. Each flag is defined at the bottom of this Case Narrative and on each Sample Result Summary page.

Ethanol exceeded the instrument's calibration range for sample 15D0168-01 and was flagged accordingly.

Definition of Data Qualifying Flags

Eight qualifiers may have been used on the data analysis sheets and indicates as follows:

B - Compound present in laboratory blank greater than reporting limit (background subtraction not performed).

J - Estimated value.

E - Exceeds instrument calibration range.

S - Saturated peak.

Q - Exceeds quality control limits.

U - Compound analyzed for but not detected above the reporting limit, LOD, or MDL value. See data page for project specific U-flag definition.

UJ- Non-detected compound associated with low bias in the CCV

N - The identification is based on presumptive evidence.

File extensions may have been used on the data analysis sheets and indicates as follows:

a-File was requantified

b-File was quantified by a second column and detector

r1-File was requantified for the purpose of reissue

eurofins | Air Toxics

Summary of Detected Compounds
EPA METHOD TO-15 GC/MS FULL SCAN

Client Sample ID: 15D0168-01

Lab ID#: 1504089-01A

Compound	Rpt. Limit (ppbv)	Amount (ppbv)	Rpt. Limit (ug/m3)	Amount (ug/m3)
Freon 12	160	720	790	3600
Freon 11	160	25000	900	140000
Ethanol	640	71000 E	1200	130000 E
Freon 113	160	1300	1200	9800
1,1-Dichloroethene	160	210	630	850
Chloroform	160	38000	780	190000
Carbon Tetrachloride	160	1300	1000	8400
1,2-Dichloroethane	160	360	640	1400
Trichloroethene	160	790	860	4200
Toluene	160	1700	600	6600
Tetrachloroethene	160	220	1100	1500
Ethyl Benzene	160	280	690	1200
m,p-Xylene	160	920	690	4000
o-Xylene	160	370	690	1600

Client Sample ID: 15D0168-02

Lab ID#: 1504089-02A

Compound	Rpt. Limit (ppbv)	Amount (ppbv)	Rpt. Limit (ug/m3)	Amount (ug/m3)
Freon 12	63	250	310	1200
Freon 11	63	16000	350	93000
Ethanol	250	16000	470	30000
Freon 113	63	440	480	3400
Chloroform	63	6200	310	30000
Toluene	63	550	240	2100
Ethyl Benzene	63	66	270	280
m,p-Xylene	63	210	270	910
o-Xylene	63	79	270	340

Client Sample ID: 15D0168-03

Lab ID#: 1504089-03A

Compound	Rpt. Limit (ppbv)	Amount (ppbv)	Rpt. Limit (ug/m3)	Amount (ug/m3)

eurofins | Air Toxics

Summary of Detected Compounds
EPA METHOD TO-15 GC/MS FULL SCAN

Client Sample ID: 15D0168-03

Lab ID#: 1504089-03A

Compound	Rpt. Limit (ppbv)	Amount (ppbv)	Rpt. Limit (ug/m3)	Amount (ug/m3)
Freon 12	1.3	320	6.4	1600
Ethanol	5.1	12	9.7	23
Tetrahydrofuran	1.3	2.3	3.8	6.8
Chloroform	1.3	5.3	6.3	26
Toluene	1.3	12	4.8	45
Ethyl Benzene	1.3	2.0	5.6	8.5
m,p-Xylene	1.3	6.3	5.6	27
o-Xylene	1.3	2.2	5.6	9.7
4-Ethyltoluene	1.3	1.7	6.3	8.6
1,2,4-Trimethylbenzene	1.3	1.7	6.3	8.2

eurofins | Air Toxics

Client Sample ID: 15D0168-01

Lab ID#: 1504089-01A

EPA METHOD TO-15 GC/MS FULL SCAN

File Name:	17040724	Date of Collection:	4/2/15 10:56:00 AM
Dil. Factor:	319	Date of Analysis:	4/8/15 09:12 AM

Compound	Rpt. Limit (ppbv)	Amount (ppbv)	Rpt. Limit (ug/m3)	Amount (ug/m3)
Freon 12	160	720	790	3600
Freon 114	160	Not Detected	1100	Not Detected
Chloromethane	1600	Not Detected	3300	Not Detected
Vinyl Chloride	160	Not Detected	410	Not Detected
1,3-Butadiene	160	Not Detected	350	Not Detected
Bromomethane	1600	Not Detected	6200	Not Detected
Chloroethane	640	Not Detected	1700	Not Detected
Freon 11	160	25000	900	140000
Ethanol	640	71000 E	1200	130000 E
Freon 113	160	1300	1200	9800
1,1-Dichloroethene	160	210	630	850
Acetone	1600	Not Detected	3800	Not Detected
2-Propanol	640	Not Detected	1600	Not Detected
Carbon Disulfide	640	Not Detected	2000	Not Detected
3-Chloropropene	640	Not Detected	2000	Not Detected
Methylene Chloride	1600	Not Detected	5500	Not Detected
Methyl tert-butyl ether	160	Not Detected	580	Not Detected
trans-1,2-Dichloroethene	160	Not Detected	630	Not Detected
Hexane	160	Not Detected	560	Not Detected
1,1-Dichloroethane	160	Not Detected	640	Not Detected
2-Butanone (Methyl Ethyl Ketone)	640	Not Detected	1900	Not Detected
cis-1,2-Dichloroethene	160	Not Detected	630	Not Detected
Tetrahydrofuran	160	Not Detected	470	Not Detected
Chloroform	160	38000	780	190000
1,1,1-Trichloroethane	160	Not Detected	870	Not Detected
Cyclohexane	160	Not Detected	550	Not Detected
Carbon Tetrachloride	160	1300	1000	8400
2,2,4-Trimethylpentane	160	Not Detected	740	Not Detected
Benzene	160	Not Detected	510	Not Detected
1,2-Dichloroethane	160	360	640	1400
Heptane	160	Not Detected	650	Not Detected
Trichloroethene	160	790	860	4200
1,2-Dichloropropane	160	Not Detected	740	Not Detected
1,4-Dioxane	640	Not Detected	2300	Not Detected
Bromodichloromethane	160	Not Detected	1100	Not Detected
cis-1,3-Dichloropropene	160	Not Detected	720	Not Detected
4-Methyl-2-pentanone	160	Not Detected	650	Not Detected
Toluene	160	1700	600	6600
trans-1,3-Dichloropropene	160	Not Detected	720	Not Detected
1,1,2-Trichloroethane	160	Not Detected	870	Not Detected
Tetrachloroethene	160	220	1100	1500
2-Hexanone	640	Not Detected	2600	Not Detected

eurofins | Air Toxics

Client Sample ID: 15D0168-01

Lab ID#: 1504089-01A

EPA METHOD TO-15 GC/MS FULL SCAN

File Name:	17040724	Date of Collection:	4/2/15 10:56:00 AM
Dil. Factor:	319	Date of Analysis:	4/8/15 09:12 AM

Compound	Rpt. Limit (ppbv)	Amount (ppbv)	Rpt. Limit (ug/m3)	Amount (ug/m3)
Dibromochloromethane	160	Not Detected	1400	Not Detected
1,2-Dibromoethane (EDB)	160	Not Detected	1200	Not Detected
Chlorobenzene	160	Not Detected	730	Not Detected
Ethyl Benzene	160	280	690	1200
m,p-Xylene	160	920	690	4000
o-Xylene	160	370	690	1600
Styrene	160	Not Detected	680	Not Detected
Bromoform	160	Not Detected	1600	Not Detected
Cumene	160	Not Detected	780	Not Detected
1,1,2,2-Tetrachloroethane	160	Not Detected	1100	Not Detected
Propylbenzene	160	Not Detected	780	Not Detected
4-Ethyltoluene	160	Not Detected	780	Not Detected
1,3,5-Trimethylbenzene	160	Not Detected	780	Not Detected
1,2,4-Trimethylbenzene	160	Not Detected	780	Not Detected
1,3-Dichlorobenzene	160	Not Detected	960	Not Detected
1,4-Dichlorobenzene	160	Not Detected	960	Not Detected
alpha-Chlorotoluene	160	Not Detected	820	Not Detected
1,2-Dichlorobenzene	160	Not Detected	960	Not Detected
1,2,4-Trichlorobenzene	640	Not Detected	4700	Not Detected
Hexachlorobutadiene	640	Not Detected	6800	Not Detected

E = Exceeds instrument calibration range.

Container Type: 1 Liter Summa Canister

Surrogates	%Recovery	Method Limits
Toluene-d8	99	70-130
1,2-Dichloroethane-d4	95	70-130
4-Bromofluorobenzene	110	70-130

eurofins | Air Toxics

Client Sample ID: 15D0168-02

Lab ID#: 1504089-02A

EPA METHOD TO-15 GC/MS FULL SCAN

File Name:	17040723	Date of Collection:	4/2/15 11:03:00 AM
Dil. Factor:	126	Date of Analysis:	4/8/15 08:38 AM

Compound	Rpt. Limit (ppbv)	Amount (ppbv)	Rpt. Limit (ug/m3)	Amount (ug/m3)
Freon 12	63	250	310	1200
Freon 114	63	Not Detected	440	Not Detected
Chloromethane	630	Not Detected	1300	Not Detected
Vinyl Chloride	63	Not Detected	160	Not Detected
1,3-Butadiene	63	Not Detected	140	Not Detected
Bromomethane	630	Not Detected	2400	Not Detected
Chloroethane	250	Not Detected	660	Not Detected
Freon 11	63	16000	350	93000
Ethanol	250	16000	470	30000
Freon 113	63	440	480	3400
1,1-Dichloroethene	63	Not Detected	250	Not Detected
Acetone	630	Not Detected	1500	Not Detected
2-Propanol	250	Not Detected	620	Not Detected
Carbon Disulfide	250	Not Detected	780	Not Detected
3-Chloropropene	250	Not Detected	790	Not Detected
Methylene Chloride	630	Not Detected	2200	Not Detected
Methyl tert-butyl ether	63	Not Detected	230	Not Detected
trans-1,2-Dichloroethene	63	Not Detected	250	Not Detected
Hexane	63	Not Detected	220	Not Detected
1,1-Dichloroethane	63	Not Detected	260	Not Detected
2-Butanone (Methyl Ethyl Ketone)	250	Not Detected	740	Not Detected
cis-1,2-Dichloroethene	63	Not Detected	250	Not Detected
Tetrahydrofuran	63	Not Detected	180	Not Detected
Chloroform	63	6200	310	30000
1,1,1-Trichloroethane	63	Not Detected	340	Not Detected
Cyclohexane	63	Not Detected	220	Not Detected
Carbon Tetrachloride	63	Not Detected	400	Not Detected
2,2,4-Trimethylpentane	63	Not Detected	290	Not Detected
Benzene	63	Not Detected	200	Not Detected
1,2-Dichloroethane	63	Not Detected	250	Not Detected
Heptane	63	Not Detected	260	Not Detected
Trichloroethene	63	Not Detected	340	Not Detected
1,2-Dichloropropane	63	Not Detected	290	Not Detected
1,4-Dioxane	250	Not Detected	910	Not Detected
Bromodichloromethane	63	Not Detected	420	Not Detected
cis-1,3-Dichloropropene	63	Not Detected	280	Not Detected
4-Methyl-2-pentanone	63	Not Detected	260	Not Detected
Toluene	63	550	240	2100
trans-1,3-Dichloropropene	63	Not Detected	280	Not Detected
1,1,2-Trichloroethane	63	Not Detected	340	Not Detected
Tetrachloroethene	63	Not Detected	430	Not Detected
2-Hexanone	250	Not Detected	1000	Not Detected

eurofins | Air Toxics

Client Sample ID: 15D0168-02

Lab ID#: 1504089-02A

EPA METHOD TO-15 GC/MS FULL SCAN

File Name:	17040723	Date of Collection:	4/2/15 11:03:00 AM
Dil. Factor:	126	Date of Analysis:	4/8/15 08:38 AM

Compound	Rpt. Limit (ppbv)	Amount (ppbv)	Rpt. Limit (ug/m3)	Amount (ug/m3)
Dibromochloromethane	63	Not Detected	540	Not Detected
1,2-Dibromoethane (EDB)	63	Not Detected	480	Not Detected
Chlorobenzene	63	Not Detected	290	Not Detected
Ethyl Benzene	63	66	270	280
m,p-Xylene	63	210	270	910
o-Xylene	63	79	270	340
Styrene	63	Not Detected	270	Not Detected
Bromoform	63	Not Detected	650	Not Detected
Cumene	63	Not Detected	310	Not Detected
1,1,2,2-Tetrachloroethane	63	Not Detected	430	Not Detected
Propylbenzene	63	Not Detected	310	Not Detected
4-Ethyltoluene	63	Not Detected	310	Not Detected
1,3,5-Trimethylbenzene	63	Not Detected	310	Not Detected
1,2,4-Trimethylbenzene	63	Not Detected	310	Not Detected
1,3-Dichlorobenzene	63	Not Detected	380	Not Detected
1,4-Dichlorobenzene	63	Not Detected	380	Not Detected
alpha-Chlorotoluene	63	Not Detected	330	Not Detected
1,2-Dichlorobenzene	63	Not Detected	380	Not Detected
1,2,4-Trichlorobenzene	250	Not Detected	1900	Not Detected
Hexachlorobutadiene	250	Not Detected	2700	Not Detected

Container Type: 1 Liter Summa Canister

Surrogates	%Recovery	Method Limits
Toluene-d8	99	70-130
1,2-Dichloroethane-d4	94	70-130
4-Bromofluorobenzene	109	70-130

eurofins | Air Toxics

Client Sample ID: 15D0168-03

Lab ID#: 1504089-03A

EPA METHOD TO-15 GC/MS FULL SCAN

File Name:	17040717	Date of Collection:	4/2/15 11:07:00 AM
Dil. Factor:	2.57	Date of Analysis:	4/8/15 12:09 AM

Compound	Rpt. Limit (ppbv)	Amount (ppbv)	Rpt. Limit (ug/m3)	Amount (ug/m3)
Freon 12	1.3	320	6.4	1600
Freon 114	1.3	Not Detected	9.0	Not Detected
Chloromethane	13	Not Detected	26	Not Detected
Vinyl Chloride	1.3	Not Detected	3.3	Not Detected
1,3-Butadiene	1.3	Not Detected	2.8	Not Detected
Bromomethane	13	Not Detected	50	Not Detected
Chloroethane	5.1	Not Detected	14	Not Detected
Freon 11	1.3	Not Detected	7.2	Not Detected
Ethanol	5.1	12	9.7	23
Freon 113	1.3	Not Detected	9.8	Not Detected
1,1-Dichloroethene	1.3	Not Detected	5.1	Not Detected
Acetone	13	Not Detected	30	Not Detected
2-Propanol	5.1	Not Detected	13	Not Detected
Carbon Disulfide	5.1	Not Detected	16	Not Detected
3-Chloropropene	5.1	Not Detected	16	Not Detected
Methylene Chloride	13	Not Detected	45	Not Detected
Methyl tert-butyl ether	1.3	Not Detected	4.6	Not Detected
trans-1,2-Dichloroethene	1.3	Not Detected	5.1	Not Detected
Hexane	1.3	Not Detected	4.5	Not Detected
1,1-Dichloroethane	1.3	Not Detected	5.2	Not Detected
2-Butanone (Methyl Ethyl Ketone)	5.1	Not Detected	15	Not Detected
cis-1,2-Dichloroethene	1.3	Not Detected	5.1	Not Detected
Tetrahydrofuran	1.3	2.3	3.8	6.8
Chloroform	1.3	5.3	6.3	26
1,1,1-Trichloroethane	1.3	Not Detected	7.0	Not Detected
Cyclohexane	1.3	Not Detected	4.4	Not Detected
Carbon Tetrachloride	1.3	Not Detected	8.1	Not Detected
2,2,4-Trimethylpentane	1.3	Not Detected	6.0	Not Detected
Benzene	1.3	Not Detected	4.1	Not Detected
1,2-Dichloroethane	1.3	Not Detected	5.2	Not Detected
Heptane	1.3	Not Detected	5.3	Not Detected
Trichloroethene	1.3	Not Detected	6.9	Not Detected
1,2-Dichloropropane	1.3	Not Detected	5.9	Not Detected
1,4-Dioxane	5.1	Not Detected	18	Not Detected
Bromodichloromethane	1.3	Not Detected	8.6	Not Detected
cis-1,3-Dichloropropene	1.3	Not Detected	5.8	Not Detected
4-Methyl-2-pentanone	1.3	Not Detected	5.3	Not Detected
Toluene	1.3	12	4.8	45
trans-1,3-Dichloropropene	1.3	Not Detected	5.8	Not Detected
1,1,2-Trichloroethane	1.3	Not Detected	7.0	Not Detected
Tetrachloroethene	1.3	Not Detected	8.7	Not Detected
2-Hexanone	5.1	Not Detected	21	Not Detected

eurofins | Air Toxics

Client Sample ID: 15D0168-03

Lab ID#: 1504089-03A

EPA METHOD TO-15 GC/MS FULL SCAN

File Name:	17040717	Date of Collection:	4/2/15 11:07:00 AM
Dil. Factor:	2.57	Date of Analysis:	4/8/15 12:09 AM

Compound	Rpt. Limit (ppbv)	Amount (ppbv)	Rpt. Limit (ug/m3)	Amount (ug/m3)
Dibromochloromethane	1.3	Not Detected	11	Not Detected
1,2-Dibromoethane (EDB)	1.3	Not Detected	9.9	Not Detected
Chlorobenzene	1.3	Not Detected	5.9	Not Detected
Ethyl Benzene	1.3	2.0	5.6	8.5
m,p-Xylene	1.3	6.3	5.6	27
o-Xylene	1.3	2.2	5.6	9.7
Styrene	1.3	Not Detected	5.5	Not Detected
Bromoform	1.3	Not Detected	13	Not Detected
Cumene	1.3	Not Detected	6.3	Not Detected
1,1,2,2-Tetrachloroethane	1.3	Not Detected	8.8	Not Detected
Propylbenzene	1.3	Not Detected	6.3	Not Detected
4-Ethyltoluene	1.3	1.7	6.3	8.6
1,3,5-Trimethylbenzene	1.3	Not Detected	6.3	Not Detected
1,2,4-Trimethylbenzene	1.3	1.7	6.3	8.2
1,3-Dichlorobenzene	1.3	Not Detected	7.7	Not Detected
1,4-Dichlorobenzene	1.3	Not Detected	7.7	Not Detected
alpha-Chlorotoluene	1.3	Not Detected	6.6	Not Detected
1,2-Dichlorobenzene	1.3	Not Detected	7.7	Not Detected
1,2,4-Trichlorobenzene	5.1	Not Detected	38	Not Detected
Hexachlorobutadiene	5.1	Not Detected	55	Not Detected

Container Type: 1 Liter Summa Canister

Surrogates	%Recovery	Method Limits
Toluene-d8	99	70-130
1,2-Dichloroethane-d4	92	70-130
4-Bromofluorobenzene	97	70-130

eurofins | Air Toxics

Client Sample ID: Lab Blank

Lab ID#: 1504089-04A

EPA METHOD TO-15 GC/MS FULL SCAN

File Name:	17040712	Date of Collection: NA	
Dil. Factor:	1.00	Date of Analysis: 4/7/15 07:35 PM	

Compound	Rpt. Limit (ppbv)	Amount (ppbv)	Rpt. Limit (ug/m3)	Amount (ug/m3)
Freon 12	0.50	Not Detected	2.5	Not Detected
Freon 114	0.50	Not Detected	3.5	Not Detected
Chloromethane	5.0	Not Detected	10	Not Detected
Vinyl Chloride	0.50	Not Detected	1.3	Not Detected
1,3-Butadiene	0.50	Not Detected	1.1	Not Detected
Bromomethane	5.0	Not Detected	19	Not Detected
Chloroethane	2.0	Not Detected	5.3	Not Detected
Freon 11	0.50	Not Detected	2.8	Not Detected
Ethanol	2.0	Not Detected	3.8	Not Detected
Freon 113	0.50	Not Detected	3.8	Not Detected
1,1-Dichloroethene	0.50	Not Detected	2.0	Not Detected
Acetone	5.0	Not Detected	12	Not Detected
2-Propanol	2.0	Not Detected	4.9	Not Detected
Carbon Disulfide	2.0	Not Detected	6.2	Not Detected
3-Chloropropene	2.0	Not Detected	6.3	Not Detected
Methylene Chloride	5.0	Not Detected	17	Not Detected
Methyl tert-butyl ether	0.50	Not Detected	1.8	Not Detected
trans-1,2-Dichloroethene	0.50	Not Detected	2.0	Not Detected
Hexane	0.50	Not Detected	1.8	Not Detected
1,1-Dichloroethane	0.50	Not Detected	2.0	Not Detected
2-Butanone (Methyl Ethyl Ketone)	2.0	Not Detected	5.9	Not Detected
cis-1,2-Dichloroethene	0.50	Not Detected	2.0	Not Detected
Tetrahydrofuran	0.50	Not Detected	1.5	Not Detected
Chloroform	0.50	Not Detected	2.4	Not Detected
1,1,1-Trichloroethane	0.50	Not Detected	2.7	Not Detected
Cyclohexane	0.50	Not Detected	1.7	Not Detected
Carbon Tetrachloride	0.50	Not Detected	3.1	Not Detected
2,2,4-Trimethylpentane	0.50	Not Detected	2.3	Not Detected
Benzene	0.50	Not Detected	1.6	Not Detected
1,2-Dichloroethane	0.50	Not Detected	2.0	Not Detected
Heptane	0.50	Not Detected	2.0	Not Detected
Trichloroethene	0.50	Not Detected	2.7	Not Detected
1,2-Dichloropropane	0.50	Not Detected	2.3	Not Detected
1,4-Dioxane	2.0	Not Detected	7.2	Not Detected
Bromodichloromethane	0.50	Not Detected	3.4	Not Detected
cis-1,3-Dichloropropene	0.50	Not Detected	2.3	Not Detected
4-Methyl-2-pentanone	0.50	Not Detected	2.0	Not Detected
Toluene	0.50	Not Detected	1.9	Not Detected
trans-1,3-Dichloropropene	0.50	Not Detected	2.3	Not Detected
1,1,2-Trichloroethane	0.50	Not Detected	2.7	Not Detected
Tetrachloroethene	0.50	Not Detected	3.4	Not Detected
2-Hexanone	2.0	Not Detected	8.2	Not Detected

eurofins | Air Toxics

Client Sample ID: Lab Blank

Lab ID#: 1504089-04A

EPA METHOD TO-15 GC/MS FULL SCAN

File Name:	**17040712**	**Date of Collection: NA**	
Dil. Factor:	**1.00**	**Date of Analysis: 4/7/15 07:35 PM**	

Compound	Rpt. Limit (ppbv)	Amount (ppbv)	Rpt. Limit (ug/m3)	Amount (ug/m3)
Dibromochloromethane	0.50	Not Detected	4.2	Not Detected
1,2-Dibromoethane (EDB)	0.50	Not Detected	3.8	Not Detected
Chlorobenzene	0.50	Not Detected	2.3	Not Detected
Ethyl Benzene	0.50	Not Detected	2.2	Not Detected
m,p-Xylene	0.50	Not Detected	2.2	Not Detected
o-Xylene	0.50	Not Detected	2.2	Not Detected
Styrene	0.50	Not Detected	2.1	Not Detected
Bromoform	0.50	Not Detected	5.2	Not Detected
Cumene	0.50	Not Detected	2.4	Not Detected
1,1,2,2-Tetrachloroethane	0.50	Not Detected	3.4	Not Detected
Propylbenzene	0.50	Not Detected	2.4	Not Detected
4-Ethyltoluene	0.50	Not Detected	2.4	Not Detected
1,3,5-Trimethylbenzene	0.50	Not Detected	2.4	Not Detected
1,2,4-Trimethylbenzene	0.50	Not Detected	2.4	Not Detected
1,3-Dichlorobenzene	0.50	Not Detected	3.0	Not Detected
1,4-Dichlorobenzene	0.50	Not Detected	3.0	Not Detected
alpha-Chlorotoluene	0.50	Not Detected	2.6	Not Detected
1,2-Dichlorobenzene	0.50	Not Detected	3.0	Not Detected
1,2,4-Trichlorobenzene	2.0	Not Detected	15	Not Detected
Hexachlorobutadiene	2.0	Not Detected	21	Not Detected

Container Type: NA - Not Applicable

Surrogates	%Recovery	Method Limits
Toluene-d8	100	70-130
1,2-Dichloroethane-d4	93	70-130
4-Bromofluorobenzene	98	70-130

eurofins | Air Toxics

Client Sample ID: CCV

Lab ID#: 1504089-05A

EPA METHOD TO-15 GC/MS FULL SCAN

File Name:	**17040707**	**Date of Collection: NA**
Dil. Factor:	**1.00**	**Date of Analysis: 4/7/15 03:02 PM**

Compound	%Recovery
Freon 12	85
Freon 114	87
Chloromethane	85
Vinyl Chloride	78
1,3-Butadiene	76
Bromomethane	86
Chloroethane	82
Freon 11	86
Ethanol	73
Freon 113	86
1,1-Dichloroethene	77
Acetone	79
2-Propanol	76
Carbon Disulfide	86
3-Chloropropene	83
Methylene Chloride	81
Methyl tert-butyl ether	82
trans-1,2-Dichloroethene	78
Hexane	75
1,1-Dichloroethane	80
2-Butanone (Methyl Ethyl Ketone)	83
cis-1,2-Dichloroethene	89
Tetrahydrofuran	77
Chloroform	86
1,1,1-Trichloroethane	84
Cyclohexane	81
Carbon Tetrachloride	84
2,2,4-Trimethylpentane	80
Benzene	89
1,2-Dichloroethane	86
Heptane	85
Trichloroethene	88
1,2-Dichloropropane	82
1,4-Dioxane	88
Bromodichloromethane	89
cis-1,3-Dichloropropene	87
4-Methyl-2-pentanone	76
Toluene	89
trans-1,3-Dichloropropene	89
1,1,2-Trichloroethane	88
Tetrachloroethene	92
2-Hexanone	81

eurofins | Air Toxics

Client Sample ID: CCV

Lab ID#: 1504089-05A

EPA METHOD TO-15 GC/MS FULL SCAN

File Name:	**17040707**	**Date of Collection: NA**
Dil. Factor:	**1.00**	**Date of Analysis: 4/7/15 03:02 PM**

Compound	%Recovery
Dibromochloromethane	93
1,2-Dibromoethane (EDB)	92
Chlorobenzene	91
Ethyl Benzene	88
m,p-Xylene	90
o-Xylene	90
Styrene	88
Bromoform	94
Cumene	91
1,1,2,2-Tetrachloroethane	91
Propylbenzene	90
4-Ethyltoluene	88
1,3,5-Trimethylbenzene	90
1,2,4-Trimethylbenzene	88
1,3-Dichlorobenzene	92
1,4-Dichlorobenzene	93
alpha-Chlorotoluene	92
1,2-Dichlorobenzene	94
1,2,4-Trichlorobenzene	100
Hexachlorobutadiene	101

Container Type: NA - Not Applicable

Surrogates	%Recovery	Method Limits
Toluene-d8	100	70-130
1,2-Dichloroethane-d4	93	70-130
4-Bromofluorobenzene	101	70-130

eurofins | Air Toxics

Client Sample ID: LCS
Lab ID#: 1504089-06A
EPA METHOD TO-15 GC/MS FULL SCAN

File Name:	17040705	Date of Collection: NA	
Dil. Factor:	1.00	Date of Analysis: 4/7/15 01:46 PM	

Compound	%Recovery	Method Limits
Freon 12	83	70-130
Freon 114	87	70-130
Chloromethane	83	70-130
Vinyl Chloride	79	70-130
1,3-Butadiene	71	70-130
Bromomethane	82	70-130
Chloroethane	80	70-130
Freon 11	84	70-130
Ethanol	74	70-130
Freon 113	82	70-130
1,1-Dichloroethene	74	70-130
Acetone	76	70-130
2-Propanol	75	70-130
Carbon Disulfide	73	70-130
3-Chloropropene	75	70-130
Methylene Chloride	77	70-130
Methyl tert-butyl ether	78	70-130
trans-1,2-Dichloroethene	64 Q	70-130
Hexane	72	70-130
1,1-Dichloroethane	76	70-130
2-Butanone (Methyl Ethyl Ketone)	78	70-130
cis-1,2-Dichloroethene	94	70-130
Tetrahydrofuran	73	70-130
Chloroform	82	70-130
1,1,1-Trichloroethane	80	70-130
Cyclohexane	77	70-130
Carbon Tetrachloride	76	70-130
2,2,4-Trimethylpentane	77	70-130
Benzene	84	70-130
1,2-Dichloroethane	80	70-130
Heptane	80	70-130
Trichloroethene	86	70-130
1,2-Dichloropropane	80	70-130
1,4-Dioxane	82	70-130
Bromodichloromethane	86	70-130
cis-1,3-Dichloropropene	79	70-130
4-Methyl-2-pentanone	73	70-130
Toluene	84	70-130
trans-1,3-Dichloropropene	82	70-130
1,1,2-Trichloroethane	82	70-130
Tetrachloroethene	86	70-130
2-Hexanone	77	70-130

eurofins | Air Toxics

Client Sample ID: LCS

Lab ID#: 1504089-06A

EPA METHOD TO-15 GC/MS FULL SCAN

File Name:	**17040705**	**Date of Collection: NA**	
Dil. Factor:	**1.00**	**Date of Analysis: 4/7/15 01:46 PM**	

Compound	**%Recovery**	**Method Limits**
Dibromochloromethane	86	70-130
1,2-Dibromoethane (EDB)	86	70-130
Chlorobenzene	84	70-130
Ethyl Benzene	82	70-130
m,p-Xylene	84	70-130
o-Xylene	85	70-130
Styrene	79	70-130
Bromoform	87	70-130
Cumene	84	70-130
1,1,2,2-Tetrachloroethane	84	70-130
Propylbenzene	86	70-130
4-Ethyltoluene	79	70-130
1,3,5-Trimethylbenzene	84	70-130
1,2,4-Trimethylbenzene	83	70-130
1,3-Dichlorobenzene	87	70-130
1,4-Dichlorobenzene	86	70-130
alpha-Chlorotoluene	88	70-130
1,2-Dichlorobenzene	88	70-130
1,2,4-Trichlorobenzene	96	70-130
Hexachlorobutadiene	94	70-130

Q = Exceeds Quality Control limits.

Container Type: NA - Not Applicable

Surrogates	**%Recovery**	**Method Limits**
Toluene-d8	100	70-130
1,2-Dichloroethane-d4	95	70-130
4-Bromofluorobenzene	100	70-130

eurofins | Air Toxics

Client Sample ID: LCSD
Lab ID#: 1504089-06AA
EPA METHOD TO-15 GC/MS FULL SCAN

File Name:	17040706	Date of Collection: NA	
Dil. Factor:	1.00	Date of Analysis: 4/7/15 02:09 PM	

Compound	%Recovery	Method Limits
Freon 12	83	70-130
Freon 114	87	70-130
Chloromethane	84	70-130
Vinyl Chloride	79	70-130
1,3-Butadiene	70	70-130
Bromomethane	82	70-130
Chloroethane	80	70-130
Freon 11	85	70-130
Ethanol	75	70-130
Freon 113	82	70-130
1,1-Dichloroethene	73	70-130
Acetone	76	70-130
2-Propanol	76	70-130
Carbon Disulfide	73	70-130
3-Chloropropene	74	70-130
Methylene Chloride	78	70-130
Methyl tert-butyl ether	79	70-130
trans-1,2-Dichloroethene	65 Q	70-130
Hexane	72	70-130
1,1-Dichloroethane	76	70-130
2-Butanone (Methyl Ethyl Ketone)	77	70-130
cis-1,2-Dichloroethene	93	70-130
Tetrahydrofuran	73	70-130
Chloroform	82	70-130
1,1,1-Trichloroethane	80	70-130
Cyclohexane	77	70-130
Carbon Tetrachloride	76	70-130
2,2,4-Trimethylpentane	77	70-130
Benzene	85	70-130
1,2-Dichloroethane	81	70-130
Heptane	80	70-130
Trichloroethene	86	70-130
1,2-Dichloropropane	80	70-130
1,4-Dioxane	80	70-130
Bromodichloromethane	86	70-130
cis-1,3-Dichloropropene	78	70-130
4-Methyl-2-pentanone	73	70-130
Toluene	85	70-130
trans-1,3-Dichloropropene	83	70-130
1,1,2-Trichloroethane	84	70-130
Tetrachloroethene	87	70-130
2-Hexanone	78	70-130

eurofins | Air Toxics

Client Sample ID: LCSD

Lab ID#: 1504089-06AA

EPA METHOD TO-15 GC/MS FULL SCAN

File Name:	**17040706**	**Date of Collection: NA**	
Dil. Factor:	**1.00**	**Date of Analysis: 4/7/15 02:09 PM**	

Compound	**%Recovery**	**Method Limits**
Dibromochloromethane	88	70-130
1,2-Dibromoethane (EDB)	86	70-130
Chlorobenzene	84	70-130
Ethyl Benzene	82	70-130
m,p-Xylene	84	70-130
o-Xylene	86	70-130
Styrene	79	70-130
Bromoform	89	70-130
Cumene	85	70-130
1,1,2,2-Tetrachloroethane	85	70-130
Propylbenzene	86	70-130
4-Ethyltoluene	84	70-130
1,3,5-Trimethylbenzene	85	70-130
1,2,4-Trimethylbenzene	84	70-130
1,3-Dichlorobenzene	89	70-130
1,4-Dichlorobenzene	88	70-130
alpha-Chlorotoluene	89	70-130
1,2-Dichlorobenzene	89	70-130
1,2,4-Trichlorobenzene	100	70-130
Hexachlorobutadiene	99	70-130

Q = Exceeds Quality Control limits.

Container Type: NA - Not Applicable

Surrogates	**%Recovery**	**Method Limits**
Toluene-d8	100	70-130
1,2-Dichloroethane-d4	94	70-130
4-Bromofluorobenzene	101	70-130

SUBCONTRACT ORDER

Turner Laboratories, Inc.

15D0168

SENDING LABORATORY:

Turner Laboratories, Inc.
2445 N. Coyote Drive, Ste #104
Tucson, AZ 85745
Phone: 520.882.5880
Fax: 520.882.9788
Project Manager: Terri Garcia

RECEIVING LABORATORY:

Air Toxics Ltd.
180 Blue Ravine Rd., Suite B
Folsom, CA 95630
Phone :(800) 985-5955
Fax:
Please CC Dawn Weyer Dweyer@turnerlabs.com

Analysis	Expires	Laboratory ID	Comments
Sample ID: 15D0168-01 Air and Emissior Sampled:04/02/2015 10:56 [redacted]			
TO15Mod	04/09/2015 10:56		
TO15	04/09/2015 10:56		
Containers Supplied:			
Sample ID: 15D0168-02 Air and Emissior Sampled:04/02/2015 11:03 [redacted]			
TO15Mod	04/09/2015 11:03		
TO15	04/09/2015 11:03		
Containers Supplied:			
Other (A)			
Sample ID: 15D0168-03 Air and Emissior Sampled:04/02/2015 11:07 [redacted]			
TO15Mod	04/09/2015 11:07		
TO15	04/09/2015 11:07		
Containers Supplied:			
Other (A)			

Updated COC addition to the original COC. Recieved via E-mail on 4.7.15

Custody Seal Intact?
Y N None Temp NA
Fed Ex

Released By	4/2/15 1600 Date	Fedex Received By		4/2/15 1600 Date	
Released By	Date	GHR Received By		4-3-15 1010 Date	

1504089

eurofins | Air Toxics

15D0168

Sample Transportation Notice
Relinquishing signature on this document indicates that sample is being shipped in compliance with all applicable local, State, Federal, national, and international laws, regulations and ordinances of any kind. Air Toxics Limited assumes no liability with respect to the collection, handling or shipping of these samples. Relinquishing signature also indicates agreement to hold harmless, defend, and indemnify Air Toxics Limited against any claim, demand, or action, of any kind, related to the collection, handling, or shipping of samples. D.O.T. Hotline (800) 467-4922

180 BLUE RAVINE ROAD, SUITE B
FOLSOM, CA 95630-4719
(916) 985-1000 FAX (916) 985-1020

Page 1 of 1

Project Manager LLOYD M. WUNDROCK
Collected by: (Print and Sign) L M Wundrock
Company U of A Email
Address City TUCSON State AZ Zip
Phone Fax

Project Info:
P.O. #
Project #
Project Name

Turn Around Time:
☒ Normal
☐ Rush
specify

Lab Use Only
Pressurized by:
Date:
Pressurization Gas: N_2 He

Lab I.D.	Field Sample I.D. (Location)	Can #	Date of Collection	Time of Collection	Analyses Requested	Canister Pressure/Vacuum Initial	Final	Receipt	Final (psi)
01A	INLET 37837	30366	04-02	1056hrs		-26 Hg	-3 Hg		
								"	
02A	IN-BETWEEN 37421	3487	"	1103hrs		-27" Hg	-3 Hg		
03A	EXHAUST 34171	2499	"	1107hrs		-27 Hg	-3 Hg		

Relinquished by: (signature)	Date/Time	Received by: (signature)	Date/Time
L M Wundrock	04-02-2015		4/2/15 1510
Relinquished by: (signature)	Date/Time	Received by: (signature)	Date/Time
	1510hrs		FAR 4/3/15 1010
Relinquished by: (signature)	Date/Time	Received by: (signature)	Date/Time

Notes:
Temp 26.3

Lab Use Only	Shipper Name	Air Bill #	Temp (°C)	Condition	Custody Seals Intact?	Work Order #
	FedEx		NA	Good	Yes No None	1504089

Form 1293 rev.11

ORGANIC DATA ASSESSMENT SUMMARY

Project Information			
Project Name:	PTRL	Lab Name:	Air Toxics
Project Number:	1420112030	Lab Report Number:	15D0168
Reviewer's Signature:	Crystal Neirby	Number of Samples:	3 primary
Review Date:	6/14/2015	Matrix:	Air

Assessment Summary

Using the codes O, M, Z, and X described below, complete the table for a single quality control batch or sample delivery group. Identify comments by means of a footnote, e.g. M(2), describe in the space provided.

Method Name:	VOCs			
Method Number:	TO-15			
1. Preservation/hold times	O			
2. Blanks	O			
3. Surrogates	O			
4. Matrix spike/dup	NA			
5. Lab QC samples	M(1)			
6. Overall assessment	M(2)			

Assessment Codes:

O = No quality controls (QC) problems were identified for these criteria.

M = The results are qualified due to QC problems. The quantitative results will be qualified with a QC flag indicating that the results are estimated due to error greater than specified in the method.

Z = The results are unacceptable due to gross QC problems. The results will be qualified as rejected (R).

X = QC problems were identified, but they do not affect the results, or the reviewer is not certain of the effect on the results; or supporting documentation or data is not present in the laboratory data package.

NA = Not applicable

Assessment Code	Description	Action Required
M(1)	The recoveries for trans-1,2-dichloroethene in the LCS and LCSD were 64 and 65 percent, below the control limits of 70 to 130	The low recoveries equate to a low bias in the samples and trans-1,2-dichloroethene was not detected in the samples. Therefore, sample

Assessment Code	Description	Action Required
	percent.	results are qualified as estimated and flagged with a “UJ”.
M(2)	The laboratory flagged the ethanol result in sample 15D0168-01 with an “E” to indicate the result concentration exceeded the calibration range of the instrument.	The ethanol result is qualified as estimated and flagged with a “J”.

Attachment 4 - Laboratory Reports for May 2015 SVE Process Samples (CD only)

May 22, 2015

Lloyd Wundrock
University of Arizona- Risk Management Services
PO Box 210300, RM B 235
Tucson, AZ 85721

TEL (520) 621-1590
FAX (520) 621-3706

Work Order No.: 15E0328

RE: Page Ranch - SVE Carbon Vapor

Dear Lloyd Wundrock,

Turner Laboratories, Inc. received 3 sample(s) on 05/07/2015 for the analyses presented in the following report.

All results are intended to be considered in their entirety, and Turner Laboratories, Inc. is not responsible for use of less than the complete report. Results apply only to the samples analyzed. Samples will be disposed of 30 days after issue of our report unless special arrangements are made.

The pages that follow may contain sensitive, privileged or confidential information intended solely for the addressee named above. If you receive this message and are not the agent or employee of the addressee, this communication has been sent in error. Please do not disseminate or copy any of the attached and notify the sender immediately by telephone. Please also return the attached sheet(s) to the sender by mail.

Please call if you have any questions.

Respectfully submitted,

Turner Laboratories, Inc.
ADHS License AZ0066

Terri L. Garcia

Terri Garcia
Technical Director

Client: University of Arizona- Risk Management Servic
Project: Page Ranch - SVE Carbon Vapor
Work Order: 15E0328
Date Received: 05/07/2015

Work Order Sample Summary

Lab Sample ID	Client Sample ID	Matrix	Collection Date/Time
15E0328-01	Inlet 309093775905	Air and Emissions	05/07/2015 1029
15E0328-02	In Between 346172643	Air and Emissions	05/07/2015 1034
15E0328-03	Exhaust 128020301	Air and Emissions	05/07/2015 1038

Client: University of Arizona- Risk Management Services
Project: Page Ranch - SVE Carbon Vapor
Work Order: 15E0328
Date Received: 05/07/2015

Case Narrative

The TO-15 analyses were performed by Air Toxics, LTD. in Folsom, CA.

15E0328

eurofins | Air Toxics

Sample Transportation Notice
Relinquishing signature on this document indicates that sample is being shipped in compliance with all applicable local, State, Federal, national, and international laws, regulations and ordinances of any kind. Air Toxics Limited assumes no liability with respect to the collection, handling or shipping of these samples. Relinquishing signature also indicates agreement to hold harmless, defend, and indemnify Air Toxics Limited against any claim, demand, or action, of any kind, related to the collection, handling, or shipping of samples. D.O.T. Hotline (800) 467-4922

180 BLUE RAVINE ROAD, SUITE B
FOLSOM, CA 95630-4719
(916) 985-1000 FAX (916) 985-1020

Project Manager LLOYD WUNDROCK
Collected by: (Print and Sign) LMWUNDROCK
Company UofA Email
Address City TUCSON State AZ Zip
Phone Fax

Project Info:
P.O. #
Project #
Project Name

Turn Around Time:
☑ Normal
☐ Rush
specify

Lab Use Only
Pressurized by:
Date:
Pressurization Gas:
N_2 He

Lab I.D.	Field Sample I.D. (Location)	Can #	Date of Collection	Time of Collection	Analyses Requested	Canister Pressure/Vacuum Initial	Final	Receipt	Final (psi)
	INLET 30909	37759	05/07/15	10:29hrs		-27" Hg	-3" Hg		
	IN BETWEEN 34617	2643	05/07	10:34hrs		-27" Hg	-4" Hg		
	EXHAUST 12802	0301	05/07	10:38hrs		-26" Hg	-3" Hg		

Relinquished by: (signature) Date/Time	Received by: (signature) Date/Time
LMWundrock 05/07 1308hrs	5/7/15 1308
Relinquished by: (signature) Date/Time	Received by: (signature) Date/Time
Relinquished by: (signature) Date/Time	Received by: (signature) Date/Time

Notes:
Temp 26.3

Lab Use Only	Shipper Name	Air Bill #	Temp (°C)	Condition	Custody Seals Intact?	Work Order #
					Yes No None	

Form 1293 rev 11

eurofins | Air Toxics

5/21/2015
Terri Garcia
Turner Laboratories, Inc.
2445 North Coyote Drive
Suite 104
Tucson AZ 85745

Project Name:
Project #:
Workorder #: 1505153

Dear Terri Garcia

The following report includes the data for the above referenced project for sample(s) received on 5/8/2015 at Air Toxics Ltd.

The data and associated QC analyzed by TO-15 are compliant with the project requirements or laboratory criteria with the exception of the deviations noted in the attached case narrative.

Thank you for choosing Air Toxics Ltd. for your air analysis needs. Air Toxics Ltd. is committed to providing accurate data of the highest quality. Please feel free to contact the Project Manager: Kyle Vagadori at 916-985-1000 if you have any questions regarding the data in this report.

Regards,

Kyle Vagadori
Project Manager

eurofins | Air Toxics

WORK ORDER #: 1505153

Work Order Summary

CLIENT:	Terri Garcia Turner Laboratories, Inc. 2445 North Coyote Drive Suite 104 Tucson, AZ 85745	**BILL TO:**	Terri Garcia Turner Laboratories, Inc. 2445 North Coyote Drive Suite 104 Tucson, AZ 85745
PHONE:	520-882-5880	**P.O. #**	
FAX:	520-882-9788	**PROJECT #**	
DATE RECEIVED:	05/08/2015	**CONTACT:**	Kyle Vagadori
DATE COMPLETED:	05/21/2015		

FRACTION #	NAME	TEST	RECEIPT VAC./PRES.	FINAL PRESSURE
01A	INLET	TO-15	5.7 "Hg	14.6 psi
02A	IN BETWEEN	TO-15	5.5 "Hg	14.9 psi
03A	EXHAUST	TO-15	5.7 "Hg	15.2 psi
04A	Lab Blank	TO-15	NA	NA
05A	CCV	TO-15	NA	NA
06A	LCS	TO-15	NA	NA
06AA	LCSD	TO-15	NA	NA

CERTIFIED BY: Heidi Hayes DATE: 05/21/15

Technical Director

Certification numbers: AZ Licensure AZ0775, NJ NELAP - CA016, NY NELAP - 11291,
TX NELAP - T104704343-14-7, UT NELAP CA009332014-5, VA NELAP - 460197, WA NELAP - C935
Name of Accreditation Body: NELAP/ORELAP (Oregon Environmental Laboratory Accreditation Program)
Accreditation number: CA300005, Effective date: 10/18/2014, Expiration date: 10/17/2015.
Eurofins Air Toxics Inc.. certifies that the test results contained in this report meet all requirements of the NELAC standards

This report shall not be reproduced, except in full, without the written approval of Eurofins Air Toxics, Inc.

180 BLUE RAVINE ROAD, SUITE B FOLSOM, CA - 9563
(916) 985-1000 . (800) 985-5955 . FAX (916) 985-1020

eurofins | Air Toxics

LABORATORY NARRATIVE
EPA Method TO-15
Turner Laboratories, Inc.
Workorder# 1505153

Three 1 Liter Summa Canister samples were received on May 08, 2015. The laboratory performed analysis via EPA Method TO-15 using GC/MS in the full scan mode.

This workorder was independently validated prior to submittal using 'USEPA National Functional Guidelines' as generally applied to the analysis of volatile organic compounds in air. A rules-based, logic driven, independent validation engine was employed to assess completeness, evaluate pass/fail of relevant project quality control requirements and verification of all quantified amounts.

Receiving Notes

The Chain of Custody (COC) was not relinquished properly. A signature and date were not provided by the field sampler.

Sample collection date was incomplete on the Chain of Custody for samples IN BETWEEN and EXHAUST. The year of collection was assumed to be 2015.

Analytical Notes

Dilution was performed on all of the samples due to the presence of high level target species.

Definition of Data Qualifying Flags

Eight qualifiers may have been used on the data analysis sheets and indicates as follows:

B - Compound present in laboratory blank greater than reporting limit (background subtraction not performed).

J - Estimated value.

E - Exceeds instrument calibration range.

S - Saturated peak.

Q - Exceeds quality control limits.

U - Compound analyzed for but not detected above the reporting limit, LOD, or MDL value. See data page for project specific U-flag definition.

UJ- Non-detected compound associated with low bias in the CCV

N - The identification is based on presumptive evidence.

File extensions may have been used on the data analysis sheets and indicates as follows:

a-File was requantified

b-File was quantified by a second column and detector

r1-File was requantified for the purpose of reissue

eurofins | Air Toxics

Summary of Detected Compounds
EPA METHOD TO-15 GC/MS FULL SCAN

Client Sample ID: INLET

Lab ID#: 1505153-01A

Compound	Rpt. Limit (ppbv)	Amount (ppbv)	Rpt. Limit (ug/m3)	Amount (ug/m3)
Freon 12	200	760	1000	3800
Freon 11	200	23000	1200	130000
Ethanol	820	13000	1500	25000
Freon 113	200	1200	1600	9000
1,1-Dichloroethene	200	210	810	830
Chloroform	200	52000	1000	260000
Carbon Tetrachloride	200	1500	1300	9700
1,2-Dichloroethane	200	740	830	3000
Trichloroethene	200	1100	1100	5700
Toluene	200	230	770	860
Tetrachloroethene	200	250	1400	1700

Client Sample ID: IN BETWEEN

Lab ID#: 1505153-02A

Compound	Rpt. Limit (ppbv)	Amount (ppbv)	Rpt. Limit (ug/m3)	Amount (ug/m3)
Freon 12	88	300	440	1500
Freon 11	88	6300	490	35000
Ethanol	350	1600	660	3000
Freon 113	88	420	670	3300
1,1-Dichloroethane	88	93	360	380
Chloroform	88	15000	430	72000

Client Sample ID: EXHAUST

Lab ID#: 1505153-03A

Compound	Rpt. Limit (ppbv)	Amount (ppbv)	Rpt. Limit (ug/m3)	Amount (ug/m3)
Freon 12	120	360	620	1800
Freon 11	120	27000	700	150000
Ethanol	500	3500	940	6600

eurofins | Air Toxics

Client Sample ID: INLET

Lab ID#: 1505153-01A

EPA METHOD TO-15 GC/MS FULL SCAN

File Name:	17052014	Date of Collection:	5/7/15 10:29:00 AM
Dil. Factor:	410	Date of Analysis:	5/20/15 07:42 PM

Compound	Rpt. Limit (ppbv)	Amount (ppbv)	Rpt. Limit (ug/m3)	Amount (ug/m3)
Freon 12	200	760	1000	3800
Freon 114	200	Not Detected	1400	Not Detected
Chloromethane	2000	Not Detected	4200	Not Detected
Vinyl Chloride	200	Not Detected	520	Not Detected
1,3-Butadiene	200	Not Detected	450	Not Detected
Bromomethane	2000	Not Detected	8000	Not Detected
Chloroethane	820	Not Detected	2200	Not Detected
Freon 11	200	23000	1200	130000
Ethanol	820	13000	1500	25000
Freon 113	200	1200	1600	9000
1,1-Dichloroethene	200	210	810	830
Acetone	2000	Not Detected	4900	Not Detected
2-Propanol	820	Not Detected	2000	Not Detected
Carbon Disulfide	820	Not Detected	2600	Not Detected
3-Chloropropene	820	Not Detected	2600	Not Detected
Methylene Chloride	2000	Not Detected	7100	Not Detected
Methyl tert-butyl ether	200	Not Detected	740	Not Detected
trans-1,2-Dichloroethene	200	Not Detected	810	Not Detected
Hexane	200	Not Detected	720	Not Detected
1,1-Dichloroethane	200	Not Detected	830	Not Detected
2-Butanone (Methyl Ethyl Ketone)	820	Not Detected	2400	Not Detected
cis-1,2-Dichloroethene	200	Not Detected	810	Not Detected
Tetrahydrofuran	200	Not Detected	600	Not Detected
Chloroform	200	52000	1000	260000
1,1,1-Trichloroethane	200	Not Detected	1100	Not Detected
Cyclohexane	200	Not Detected	700	Not Detected
Carbon Tetrachloride	200	1500	1300	9700
2,2,4-Trimethylpentane	200	Not Detected	960	Not Detected
Benzene	200	Not Detected	650	Not Detected
1,2-Dichloroethane	200	740	830	3000
Heptane	200	Not Detected	840	Not Detected
Trichloroethene	200	1100	1100	5700
1,2-Dichloropropane	200	Not Detected	950	Not Detected
1,4-Dioxane	820	Not Detected	3000	Not Detected
Bromodichloromethane	200	Not Detected	1400	Not Detected
cis-1,3-Dichloropropene	200	Not Detected	930	Not Detected
4-Methyl-2-pentanone	200	Not Detected	840	Not Detected
Toluene	200	230	770	860
trans-1,3-Dichloropropene	200	Not Detected	930	Not Detected
1,1,2-Trichloroethane	200	Not Detected	1100	Not Detected
Tetrachloroethene	200	250	1400	1700
2-Hexanone	820	Not Detected	3400	Not Detected

eurofins | Air Toxics

Client Sample ID: INLET

Lab ID#: 1505153-01A

EPA METHOD TO-15 GC/MS FULL SCAN

File Name:	17052014	Date of Collection:	5/7/15 10:29:00 AM
Dil. Factor:	410	Date of Analysis:	5/20/15 07:42 PM

Compound	Rpt. Limit (ppbv)	Amount (ppbv)	Rpt. Limit (ug/m3)	Amount (ug/m3)
Dibromochloromethane	200	Not Detected	1700	Not Detected
1,2-Dibromoethane (EDB)	200	Not Detected	1600	Not Detected
Chlorobenzene	200	Not Detected	940	Not Detected
Ethyl Benzene	200	Not Detected	890	Not Detected
m,p-Xylene	200	Not Detected	890	Not Detected
o-Xylene	200	Not Detected	890	Not Detected
Styrene	200	Not Detected	870	Not Detected
Bromoform	200	Not Detected	2100	Not Detected
Cumene	200	Not Detected	1000	Not Detected
1,1,2,2-Tetrachloroethane	200	Not Detected	1400	Not Detected
Propylbenzene	200	Not Detected	1000	Not Detected
4-Ethyltoluene	200	Not Detected	1000	Not Detected
1,3,5-Trimethylbenzene	200	Not Detected	1000	Not Detected
1,2,4-Trimethylbenzene	200	Not Detected	1000	Not Detected
1,3-Dichlorobenzene	200	Not Detected	1200	Not Detected
1,4-Dichlorobenzene	200	Not Detected	1200	Not Detected
alpha-Chlorotoluene	200	Not Detected	1100	Not Detected
1,2-Dichlorobenzene	200	Not Detected	1200	Not Detected
1,2,4-Trichlorobenzene	820	Not Detected	6100	Not Detected
Hexachlorobutadiene	820	Not Detected	8700	Not Detected

Container Type: 1 Liter Summa Canister

Surrogates	%Recovery	Method Limits
Toluene-d8	102	70-130
1,2-Dichloroethane-d4	106	70-130
4-Bromofluorobenzene	106	70-130

eurofins | Air Toxics

Client Sample ID: IN BETWEEN

Lab ID#: 1505153-02A

EPA METHOD TO-15 GC/MS FULL SCAN

File Name:	17052015	Date of Collection:	5/7/15 10:34:00 AM
Dil. Factor:	176	Date of Analysis:	5/20/15 08:02 PM

Compound	Rpt. Limit (ppbv)	Amount (ppbv)	Rpt. Limit (ug/m3)	Amount (ug/m3)
Freon 12	88	300	440	1500
Freon 114	88	Not Detected	620	Not Detected
Chloromethane	880	Not Detected	1800	Not Detected
Vinyl Chloride	88	Not Detected	220	Not Detected
1,3-Butadiene	88	Not Detected	190	Not Detected
Bromomethane	880	Not Detected	3400	Not Detected
Chloroethane	350	Not Detected	930	Not Detected
Freon 11	88	6300	490	35000
Ethanol	350	1600	660	3000
Freon 113	88	420	670	3300
1,1-Dichloroethene	88	Not Detected	350	Not Detected
Acetone	880	Not Detected	2100	Not Detected
2-Propanol	350	Not Detected	860	Not Detected
Carbon Disulfide	350	Not Detected	1100	Not Detected
3-Chloropropene	350	Not Detected	1100	Not Detected
Methylene Chloride	880	Not Detected	3000	Not Detected
Methyl tert-butyl ether	88	Not Detected	320	Not Detected
trans-1,2-Dichloroethene	88	Not Detected	350	Not Detected
Hexane	88	Not Detected	310	Not Detected
1,1-Dichloroethane	88	93	360	380
2-Butanone (Methyl Ethyl Ketone)	350	Not Detected	1000	Not Detected
cis-1,2-Dichloroethene	88	Not Detected	350	Not Detected
Tetrahydrofuran	88	Not Detected	260	Not Detected
Chloroform	88	15000	430	72000
1,1,1-Trichloroethane	88	Not Detected	480	Not Detected
Cyclohexane	88	Not Detected	300	Not Detected
Carbon Tetrachloride	88	Not Detected	550	Not Detected
2,2,4-Trimethylpentane	88	Not Detected	410	Not Detected
Benzene	88	Not Detected	280	Not Detected
1,2-Dichloroethane	88	Not Detected	360	Not Detected
Heptane	88	Not Detected	360	Not Detected
Trichloroethene	88	Not Detected	470	Not Detected
1,2-Dichloropropane	88	Not Detected	410	Not Detected
1,4-Dioxane	350	Not Detected	1300	Not Detected
Bromodichloromethane	88	Not Detected	590	Not Detected
cis-1,3-Dichloropropene	88	Not Detected	400	Not Detected
4-Methyl-2-pentanone	88	Not Detected	360	Not Detected
Toluene	88	Not Detected	330	Not Detected
trans-1,3-Dichloropropene	88	Not Detected	400	Not Detected
1,1,2-Trichloroethane	88	Not Detected	480	Not Detected
Tetrachloroethene	88	Not Detected	600	Not Detected
2-Hexanone	350	Not Detected	1400	Not Detected

eurofins | Air Toxics

Client Sample ID: IN BETWEEN

Lab ID#: 1505153-02A

EPA METHOD TO-15 GC/MS FULL SCAN

File Name:	**17052015**	**Date of Collection:**	**5/7/15 10:34:00 AM**
Dil. Factor:	**176**	**Date of Analysis:**	**5/20/15 08:02 PM**

Compound	Rpt. Limit (ppbv)	Amount (ppbv)	Rpt. Limit (ug/m3)	Amount (ug/m3)
Dibromochloromethane	88	Not Detected	750	Not Detected
1,2-Dibromoethane (EDB)	88	Not Detected	680	Not Detected
Chlorobenzene	88	Not Detected	400	Not Detected
Ethyl Benzene	88	Not Detected	380	Not Detected
m,p-Xylene	88	Not Detected	380	Not Detected
o-Xylene	88	Not Detected	380	Not Detected
Styrene	88	Not Detected	370	Not Detected
Bromoform	88	Not Detected	910	Not Detected
Cumene	88	Not Detected	430	Not Detected
1,1,2,2-Tetrachloroethane	88	Not Detected	600	Not Detected
Propylbenzene	88	Not Detected	430	Not Detected
4-Ethyltoluene	88	Not Detected	430	Not Detected
1,3,5-Trimethylbenzene	88	Not Detected	430	Not Detected
1,2,4-Trimethylbenzene	88	Not Detected	430	Not Detected
1,3-Dichlorobenzene	88	Not Detected	530	Not Detected
1,4-Dichlorobenzene	88	Not Detected	530	Not Detected
alpha-Chlorotoluene	88	Not Detected	460	Not Detected
1,2-Dichlorobenzene	88	Not Detected	530	Not Detected
1,2,4-Trichlorobenzene	350	Not Detected	2600	Not Detected
Hexachlorobutadiene	350	Not Detected	3800	Not Detected

Container Type: 1 Liter Summa Canister

Surrogates	%Recovery	Method Limits
Toluene-d8	101	70-130
1,2-Dichloroethane-d4	100	70-130
4-Bromofluorobenzene	107	70-130

eurofins | Air Toxics

Client Sample ID: EXHAUST

Lab ID#: 1505153-03A

EPA METHOD TO-15 GC/MS FULL SCAN

File Name:	17052016	Date of Collection:	5/7/15 10:38:00 AM
Dil. Factor:	251	Date of Analysis:	5/20/15 08:38 PM

Compound	Rpt. Limit (ppbv)	Amount (ppbv)	Rpt. Limit (ug/m3)	Amount (ug/m3)
Freon 12	120	360	620	1800
Freon 114	120	Not Detected	880	Not Detected
Chloromethane	1200	Not Detected	2600	Not Detected
Vinyl Chloride	120	Not Detected	320	Not Detected
1,3-Butadiene	120	Not Detected	280	Not Detected
Bromomethane	1200	Not Detected	4900	Not Detected
Chloroethane	500	Not Detected	1300	Not Detected
Freon 11	120	27000	700	150000
Ethanol	500	3500	940	6600
Freon 113	120	Not Detected	960	Not Detected
1,1-Dichloroethene	120	Not Detected	500	Not Detected
Acetone	1200	Not Detected	3000	Not Detected
2-Propanol	500	Not Detected	1200	Not Detected
Carbon Disulfide	500	Not Detected	1600	Not Detected
3-Chloropropene	500	Not Detected	1600	Not Detected
Methylene Chloride	1200	Not Detected	4400	Not Detected
Methyl tert-butyl ether	120	Not Detected	450	Not Detected
trans-1,2-Dichloroethene	120	Not Detected	500	Not Detected
Hexane	120	Not Detected	440	Not Detected
1,1-Dichloroethane	120	Not Detected	510	Not Detected
2-Butanone (Methyl Ethyl Ketone)	500	Not Detected	1500	Not Detected
cis-1,2-Dichloroethene	120	Not Detected	500	Not Detected
Tetrahydrofuran	120	Not Detected	370	Not Detected
Chloroform	120	Not Detected	610	Not Detected
1,1,1-Trichloroethane	120	Not Detected	680	Not Detected
Cyclohexane	120	Not Detected	430	Not Detected
Carbon Tetrachloride	120	Not Detected	790	Not Detected
2,2,4-Trimethylpentane	120	Not Detected	590	Not Detected
Benzene	120	Not Detected	400	Not Detected
1,2-Dichloroethane	120	Not Detected	510	Not Detected
Heptane	120	Not Detected	510	Not Detected
Trichloroethene	120	Not Detected	670	Not Detected
1,2-Dichloropropane	120	Not Detected	580	Not Detected
1,4-Dioxane	500	Not Detected	1800	Not Detected
Bromodichloromethane	120	Not Detected	840	Not Detected
cis-1,3-Dichloropropene	120	Not Detected	570	Not Detected
4-Methyl-2-pentanone	120	Not Detected	510	Not Detected
Toluene	120	Not Detected	470	Not Detected
trans-1,3-Dichloropropene	120	Not Detected	570	Not Detected
1,1,2-Trichloroethane	120	Not Detected	680	Not Detected
Tetrachloroethene	120	Not Detected	850	Not Detected
2-Hexanone	500	Not Detected	2000	Not Detected

eurofins | Air Toxics

Client Sample ID: EXHAUST

Lab ID#: 1505153-03A

EPA METHOD TO-15 GC/MS FULL SCAN

File Name:	17052016	Date of Collection:	5/7/15 10:38:00 AM
Dil. Factor:	251	Date of Analysis:	5/20/15 08:38 PM

Compound	Rpt. Limit (ppbv)	Amount (ppbv)	Rpt. Limit (ug/m3)	Amount (ug/m3)
Dibromochloromethane	120	Not Detected	1100	Not Detected
1,2-Dibromoethane (EDB)	120	Not Detected	960	Not Detected
Chlorobenzene	120	Not Detected	580	Not Detected
Ethyl Benzene	120	Not Detected	540	Not Detected
m,p-Xylene	120	Not Detected	540	Not Detected
o-Xylene	120	Not Detected	540	Not Detected
Styrene	120	Not Detected	530	Not Detected
Bromoform	120	Not Detected	1300	Not Detected
Cumene	120	Not Detected	620	Not Detected
1,1,2,2-Tetrachloroethane	120	Not Detected	860	Not Detected
Propylbenzene	120	Not Detected	620	Not Detected
4-Ethyltoluene	120	Not Detected	620	Not Detected
1,3,5-Trimethylbenzene	120	Not Detected	620	Not Detected
1,2,4-Trimethylbenzene	120	Not Detected	620	Not Detected
1,3-Dichlorobenzene	120	Not Detected	750	Not Detected
1,4-Dichlorobenzene	120	Not Detected	750	Not Detected
alpha-Chlorotoluene	120	Not Detected	650	Not Detected
1,2-Dichlorobenzene	120	Not Detected	750	Not Detected
1,2,4-Trichlorobenzene	500	Not Detected	3700	Not Detected
Hexachlorobutadiene	500	Not Detected	5400	Not Detected

Container Type: 1 Liter Summa Canister

Surrogates	%Recovery	Method Limits
Toluene-d8	102	70-130
1,2-Dichloroethane-d4	101	70-130
4-Bromofluorobenzene	109	70-130

eurofins | Air Toxics

Client Sample ID: Lab Blank

Lab ID#: 1505153-04A

EPA METHOD TO-15 GC/MS FULL SCAN

File Name:	17052005	Date of Collection: NA	
Dil. Factor:	1.00	Date of Analysis: 5/20/15 12:26 PM	

Compound	Rpt. Limit (ppbv)	Amount (ppbv)	Rpt. Limit (ug/m3)	Amount (ug/m3)
Freon 12	0.50	Not Detected	2.5	Not Detected
Freon 114	0.50	Not Detected	3.5	Not Detected
Chloromethane	5.0	Not Detected	10	Not Detected
Vinyl Chloride	0.50	Not Detected	1.3	Not Detected
1,3-Butadiene	0.50	Not Detected	1.1	Not Detected
Bromomethane	5.0	Not Detected	19	Not Detected
Chloroethane	2.0	Not Detected	5.3	Not Detected
Freon 11	0.50	Not Detected	2.8	Not Detected
Ethanol	2.0	Not Detected	3.8	Not Detected
Freon 113	0.50	Not Detected	3.8	Not Detected
1,1-Dichloroethene	0.50	Not Detected	2.0	Not Detected
Acetone	5.0	Not Detected	12	Not Detected
2-Propanol	2.0	Not Detected	4.9	Not Detected
Carbon Disulfide	2.0	Not Detected	6.2	Not Detected
3-Chloropropene	2.0	Not Detected	6.3	Not Detected
Methylene Chloride	5.0	Not Detected	17	Not Detected
Methyl tert-butyl ether	0.50	Not Detected	1.8	Not Detected
trans-1,2-Dichloroethene	0.50	Not Detected	2.0	Not Detected
Hexane	0.50	Not Detected	1.8	Not Detected
1,1-Dichloroethane	0.50	Not Detected	2.0	Not Detected
2-Butanone (Methyl Ethyl Ketone)	2.0	Not Detected	5.9	Not Detected
cis-1,2-Dichloroethene	0.50	Not Detected	2.0	Not Detected
Tetrahydrofuran	0.50	Not Detected	1.5	Not Detected
Chloroform	0.50	Not Detected	2.4	Not Detected
1,1,1-Trichloroethane	0.50	Not Detected	2.7	Not Detected
Cyclohexane	0.50	Not Detected	1.7	Not Detected
Carbon Tetrachloride	0.50	Not Detected	3.1	Not Detected
2,2,4-Trimethylpentane	0.50	Not Detected	2.3	Not Detected
Benzene	0.50	Not Detected	1.6	Not Detected
1,2-Dichloroethane	0.50	Not Detected	2.0	Not Detected
Heptane	0.50	Not Detected	2.0	Not Detected
Trichloroethene	0.50	Not Detected	2.7	Not Detected
1,2-Dichloropropane	0.50	Not Detected	2.3	Not Detected
1,4-Dioxane	2.0	Not Detected	7.2	Not Detected
Bromodichloromethane	0.50	Not Detected	3.4	Not Detected
cis-1,3-Dichloropropene	0.50	Not Detected	2.3	Not Detected
4-Methyl-2-pentanone	0.50	Not Detected	2.0	Not Detected
Toluene	0.50	Not Detected	1.9	Not Detected
trans-1,3-Dichloropropene	0.50	Not Detected	2.3	Not Detected
1,1,2-Trichloroethane	0.50	Not Detected	2.7	Not Detected
Tetrachloroethene	0.50	Not Detected	3.4	Not Detected
2-Hexanone	2.0	Not Detected	8.2	Not Detected

eurofins | Air Toxics

Client Sample ID: Lab Blank

Lab ID#: 1505153-04A

EPA METHOD TO-15 GC/MS FULL SCAN

File Name:	**17052005**	**Date of Collection: NA**	
Dil. Factor:	**1.00**	**Date of Analysis: 5/20/15 12:26 PM**	

Compound	Rpt. Limit (ppbv)	Amount (ppbv)	Rpt. Limit (ug/m3)	Amount (ug/m3)
Dibromochloromethane	0.50	Not Detected	4.2	Not Detected
1,2-Dibromoethane (EDB)	0.50	Not Detected	3.8	Not Detected
Chlorobenzene	0.50	Not Detected	2.3	Not Detected
Ethyl Benzene	0.50	Not Detected	2.2	Not Detected
m,p-Xylene	0.50	Not Detected	2.2	Not Detected
o-Xylene	0.50	Not Detected	2.2	Not Detected
Styrene	0.50	Not Detected	2.1	Not Detected
Bromoform	0.50	Not Detected	5.2	Not Detected
Cumene	0.50	Not Detected	2.4	Not Detected
1,1,2,2-Tetrachloroethane	0.50	Not Detected	3.4	Not Detected
Propylbenzene	0.50	Not Detected	2.4	Not Detected
4-Ethyltoluene	0.50	Not Detected	2.4	Not Detected
1,3,5-Trimethylbenzene	0.50	Not Detected	2.4	Not Detected
1,2,4-Trimethylbenzene	0.50	Not Detected	2.4	Not Detected
1,3-Dichlorobenzene	0.50	Not Detected	3.0	Not Detected
1,4-Dichlorobenzene	0.50	Not Detected	3.0	Not Detected
alpha-Chlorotoluene	0.50	Not Detected	2.6	Not Detected
1,2-Dichlorobenzene	0.50	Not Detected	3.0	Not Detected
1,2,4-Trichlorobenzene	2.0	Not Detected	15	Not Detected
Hexachlorobutadiene	2.0	Not Detected	21	Not Detected

Container Type: NA - Not Applicable

Surrogates	%Recovery	Method Limits
Toluene-d8	100	70-130
1,2-Dichloroethane-d4	102	70-130
4-Bromofluorobenzene	90	70-130

eurofins | Air Toxics

Client Sample ID: CCV
Lab ID#: 1505153-05A
EPA METHOD TO-15 GC/MS FULL SCAN

File Name:	17052002	Date of Collection: NA
Dil. Factor:	1.00	Date of Analysis: 5/20/15 10:02 AM

Compound	%Recovery
Freon 12	88
Freon 114	86
Chloromethane	91
Vinyl Chloride	89
1,3-Butadiene	86
Bromomethane	90
Chloroethane	90
Freon 11	86
Ethanol	86
Freon 113	81
1,1-Dichloroethene	86
Acetone	90
2-Propanol	87
Carbon Disulfide	90
3-Chloropropene	87
Methylene Chloride	90
Methyl tert-butyl ether	83
trans-1,2-Dichloroethene	84
Hexane	84
1,1-Dichloroethane	87
2-Butanone (Methyl Ethyl Ketone)	88
cis-1,2-Dichloroethene	84
Tetrahydrofuran	84
Chloroform	87
1,1,1-Trichloroethane	81
Cyclohexane	84
Carbon Tetrachloride	83
2,2,4-Trimethylpentane	86
Benzene	92
1,2-Dichloroethane	92
Heptane	93
Trichloroethene	88
1,2-Dichloropropane	94
1,4-Dioxane	91
Bromodichloromethane	92
cis-1,3-Dichloropropene	92
4-Methyl-2-pentanone	92
Toluene	92
trans-1,3-Dichloropropene	92
1,1,2-Trichloroethane	91
Tetrachloroethene	84
2-Hexanone	89

eurofins | Air Toxics

Client Sample ID: CCV

Lab ID#: 1505153-05A

EPA METHOD TO-15 GC/MS FULL SCAN

File Name:	**17052002**	**Date of Collection: NA**
Dil. Factor:	**1.00**	**Date of Analysis: 5/20/15 10:02 AM**

Compound	%Recovery
Dibromochloromethane	89
1,2-Dibromoethane (EDB)	88
Chlorobenzene	87
Ethyl Benzene	91
m,p-Xylene	90
o-Xylene	89
Styrene	92
Bromoform	89
Cumene	91
1,1,2,2-Tetrachloroethane	96
Propylbenzene	91
4-Ethyltoluene	92
1,3,5-Trimethylbenzene	92
1,2,4-Trimethylbenzene	90
1,3-Dichlorobenzene	88
1,4-Dichlorobenzene	88
alpha-Chlorotoluene	90
1,2-Dichlorobenzene	89
1,2,4-Trichlorobenzene	77
Hexachlorobutadiene	83

Container Type: NA - Not Applicable

Surrogates	%Recovery	Method Limits
Toluene-d8	106	70-130
1,2-Dichloroethane-d4	100	70-130
4-Bromofluorobenzene	98	70-130

eurofins | Air Toxics

Client Sample ID: LCS

Lab ID#: 1505153-06A

EPA METHOD TO-15 GC/MS FULL SCAN

File Name:	17052003	Date of Collection: NA	
Dil. Factor:	1.00	Date of Analysis: 5/20/15 10:25 AM	

Compound	%Recovery	Method Limits
Freon 12	100	70-130
Freon 114	98	70-130
Chloromethane	104	70-130
Vinyl Chloride	101	70-130
1,3-Butadiene	93	70-130
Bromomethane	100	70-130
Chloroethane	104	70-130
Freon 11	98	70-130
Ethanol	101	70-130
Freon 113	88	70-130
1,1-Dichloroethene	94	70-130
Acetone	100	70-130
2-Propanol	100	70-130
Carbon Disulfide	87	70-130
3-Chloropropene	93	70-130
Methylene Chloride	99	70-130
Methyl tert-butyl ether	88	70-130
trans-1,2-Dichloroethene	82	70-130
Hexane	94	70-130
1,1-Dichloroethane	94	70-130
2-Butanone (Methyl Ethyl Ketone)	93	70-130
cis-1,2-Dichloroethene	101	70-130
Tetrahydrofuran	90	70-130
Chloroform	94	70-130
1,1,1-Trichloroethane	90	70-130
Cyclohexane	92	70-130
Carbon Tetrachloride	91	70-130
2,2,4-Trimethylpentane	98	70-130
Benzene	96	70-130
1,2-Dichloroethane	94	70-130
Heptane	97	70-130
Trichloroethene	92	70-130
1,2-Dichloropropane	99	70-130
1,4-Dioxane	97	70-130
Bromodichloromethane	99	70-130
cis-1,3-Dichloropropene	90	70-130
4-Methyl-2-pentanone	99	70-130
Toluene	96	70-130
trans-1,3-Dichloropropene	100	70-130
1,1,2-Trichloroethane	96	70-130
Tetrachloroethene	92	70-130
2-Hexanone	102	70-130

eurofins | Air Toxics

Client Sample ID: LCS

Lab ID#: 1505153-06A

EPA METHOD TO-15 GC/MS FULL SCAN

File Name:	**17052003**	**Date of Collection: NA**	
Dil. Factor:	**1.00**	**Date of Analysis: 5/20/15 10:25 AM**	

Compound	%Recovery	Method Limits
Dibromochloromethane	96	70-130
1,2-Dibromoethane (EDB)	97	70-130
Chlorobenzene	94	70-130
Ethyl Benzene	100	70-130
m,p-Xylene	98	70-130
o-Xylene	100	70-130
Styrene	103	70-130
Bromoform	98	70-130
Cumene	98	70-130
1,1,2,2-Tetrachloroethane	104	70-130
Propylbenzene	99	70-130
4-Ethyltoluene	102	70-130
1,3,5-Trimethylbenzene	98	70-130
1,2,4-Trimethylbenzene	97	70-130
1,3-Dichlorobenzene	96	70-130
1,4-Dichlorobenzene	99	70-130
alpha-Chlorotoluene	107	70-130
1,2-Dichlorobenzene	98	70-130
1,2,4-Trichlorobenzene	95	70-130
Hexachlorobutadiene	96	70-130

Container Type: NA - Not Applicable

Surrogates	%Recovery	Method Limits
Toluene-d8	104	70-130
1,2-Dichloroethane-d4	102	70-130
4-Bromofluorobenzene	99	70-130

eurofins | Air Toxics

Client Sample ID: LCSD

Lab ID#: 1505153-06AA

EPA METHOD TO-15 GC/MS FULL SCAN

File Name:	**17052004**	**Date of Collection: NA**	
Dil. Factor:	**1.00**	**Date of Analysis: 5/20/15 11:00 AM**	

Compound	%Recovery	Method Limits
Freon 12	100	70-130
Freon 114	97	70-130
Chloromethane	103	70-130
Vinyl Chloride	100	70-130
1,3-Butadiene	94	70-130
Bromomethane	100	70-130
Chloroethane	101	70-130
Freon 11	97	70-130
Ethanol	103	70-130
Freon 113	88	70-130
1,1-Dichloroethene	95	70-130
Acetone	98	70-130
2-Propanol	100	70-130
Carbon Disulfide	88	70-130
3-Chloropropene	90	70-130
Methylene Chloride	98	70-130
Methyl tert-butyl ether	90	70-130
trans-1,2-Dichloroethene	81	70-130
Hexane	93	70-130
1,1-Dichloroethane	94	70-130
2-Butanone (Methyl Ethyl Ketone)	94	70-130
cis-1,2-Dichloroethene	100	70-130
Tetrahydrofuran	90	70-130
Chloroform	94	70-130
1,1,1-Trichloroethane	89	70-130
Cyclohexane	93	70-130
Carbon Tetrachloride	92	70-130
2,2,4-Trimethylpentane	97	70-130
Benzene	95	70-130
1,2-Dichloroethane	94	70-130
Heptane	94	70-130
Trichloroethene	93	70-130
1,2-Dichloropropane	98	70-130
1,4-Dioxane	98	70-130
Bromodichloromethane	98	70-130
cis-1,3-Dichloropropene	89	70-130
4-Methyl-2-pentanone	99	70-130
Toluene	96	70-130
trans-1,3-Dichloropropene	99	70-130
1,1,2-Trichloroethane	98	70-130
Tetrachloroethene	92	70-130
2-Hexanone	103	70-130

eurofins | Air Toxics

Client Sample ID: LCSD

Lab ID#: 1505153-06AA

EPA METHOD TO-15 GC/MS FULL SCAN

File Name:	**17052004**	**Date of Collection: NA**	
Dil. Factor:	**1.00**	**Date of Analysis: 5/20/15 11:00 AM**	

Compound	%Recovery	Method Limits
Dibromochloromethane	96	70-130
1,2-Dibromoethane (EDB)	96	70-130
Chlorobenzene	94	70-130
Ethyl Benzene	99	70-130
m,p-Xylene	98	70-130
o-Xylene	98	70-130
Styrene	102	70-130
Bromoform	97	70-130
Cumene	98	70-130
1,1,2,2-Tetrachloroethane	103	70-130
Propylbenzene	100	70-130
4-Ethyltoluene	100	70-130
1,3,5-Trimethylbenzene	98	70-130
1,2,4-Trimethylbenzene	98	70-130
1,3-Dichlorobenzene	96	70-130
1,4-Dichlorobenzene	98	70-130
alpha-Chlorotoluene	107	70-130
1,2-Dichlorobenzene	97	70-130
1,2,4-Trichlorobenzene	101	70-130
Hexachlorobutadiene	102	70-130

Container Type: NA - Not Applicable

Surrogates	%Recovery	Method Limits
Toluene-d8	104	70-130
1,2-Dichloroethane-d4	103	70-130
4-Bromofluorobenzene	100	70-130

15E0328

eurofins | Air Toxics

Sample Transportation Notice
Relinquishing signature on this document indicates that sample is being shipped in compliance with all applicable local, State, Federal, national, and international laws, regulations and ordinances of any kind. Air Toxics Limited assumes no liability with respect to the collection, handling or shipping of these samples. Relinquishing signature also indicates agreement to hold harmless, defend, and indemnify Air Toxics Limited against any claim, demand, or action, of any kind, related to the collection, handling, or shipping of samples. D.O.T. Hotline (800) 467-4922

180 BLUE RAVINE ROAD, SUITE B
FOLSOM, CA 95630-4719
(916) 985-1000 FAX (916) 985-1020

Page 1 of 1

Project Manager LLOYD WUNDROCK
Collected by: (Print and Sign) LMWundrock
Company UofA Email
Address City TUCSON State AZ Zip
Phone Fax

Project Info:
P.O. #
Project #
Project Name

Turn Around Time:
☒ Normal
☐ Rush
specify

Lab Use Only
Pressurized by:
Date:
Pressurization Gas: N_2 He

Lab I.D.	Field Sample I.D. (Location)	Can #	Date of Collection	Time of Collection	Analyses Requested	Canister Pressure/Vacuum Initial	Final	Receipt	Final (psi)
01A	INLET 30909	3775 9	05/07/15	10:29hrs		-27 Hg	-3 Hg		
02A									
03A	IN BETWEEN 34617	2643	05/07	10:34hrs		-27 Hg	-4 Hg		
04A	EXHAUST 12802	0301	05/07	10:38hrs		-26 Hg	-3 Hg		

Relinquished by: (signature) Date/Time: 05/07 1308hrs
Received by: (signature) Date/Time: 5/7/15 1308
Relinquished by: (signature) Date/Time
Received by: (signature) Date/Time: FAR 5/8/15 1005
Relinquished by: (signature) Date/Time
Received by: (signature) Date/Time

Notes:
Temp 26.3

Lab Use Only	Shipper Name	Air Bill #	Temp (°C)	Condition	Custody Seals Intact?	Work Order #
	FedEx		NA	Good	Yes No None	1505153

Form 1293 rev.11

ORGANIC DATA ASSESSMENT SUMMARY

Project Information			
Project Name:	PTRL	Lab Name:	Air Toxics
Project Number:	1420112030	Lab Report Number:	15E0328
Reviewer's Signature:	Crystal Neirby	Number of Samples:	3 primary
Review Date:	6/14/2015	Matrix:	Air

Assessment Summary

Using the codes O, M, Z, and X described below, complete the table for a single quality control batch or sample delivery group. Identify comments by means of a footnote, e.g. M(2), describe in the space provided.

Method Name:	VOCs			
Method Number:	TO-15			
1. Preservation/hold times	O			
2. Blanks	O			
3. Surrogates	O			
4. Matrix spike/dup	NA			
5. Lab QC samples	O			
6. Overall assessment	O			

Assessment Codes:

O = No quality controls (QC) problems were identified for these criteria.

M = The results are qualified due to QC problems. The quantitative results will be qualified with a QC flag indicating that the results are estimated due to error greater than specified in the method.

Z = The results are unacceptable due to gross QC problems. The results will be qualified as rejected (R).

X = QC problems were identified, but they do not affect the results, or the reviewer is not certain of the effect on the results; or supporting documentation or data is not present in the laboratory data package.

NA = Not applicable

Attachment 5 - Laboratory Reports for June 2015 SVE Process Samples (CD only)

June 26, 2015

Lloyd Wundrock
University of Arizona- Risk Management Services
PO Box 210300, RM B 235
Tucson, AZ 85721

TEL (520) 621-1590
FAX (520) 621-3706

Work Order No.: 15F0679

RE: Page Ranch - SVE Carbon Vapor

Dear Lloyd Wundrock,

Turner Laboratories, Inc. received 4 sample(s) on 06/19/2015 for the analyses presented in the following report.

All results are intended to be considered in their entirety, and Turner Laboratories, Inc. is not responsible for use of less than the complete report. Results apply only to the samples analyzed. Samples will be disposed of 30 days after issue of our report unless special arrangements are made.

The pages that follow may contain sensitive, privileged or confidential information intended solely for the addressee named above. If you receive this message and are not the agent or employee of the addressee, this communication has been sent in error. Please do not disseminate or copy any of the attached and notify the sender immediately by telephone. Please also return the attached sheet(s) to the sender by mail.

Please call if you have any questions.

Respectfully submitted,

Turner Laboratories, Inc.
ADHS License AZ0066

Terri L. Garcia

Terri Garcia
Technical Director

Client: University of Arizona- Risk Management Servic
Project: Page Ranch - SVE Carbon Vapor
Work Order: 15F0679
Date Received: 06/19/2015

Work Order Sample Summary

Lab Sample ID	Client Sample ID	Matrix	Collection Date/Time
15F0679-01	Inlet 35619	Air and Emissions	06/19/2015 1029
15F0679-02	In Between 1L1641	Air and Emissions	06/19/2015 1035
15F0679-03	In Between 8017	Air and Emissions	06/19/2015 1050
15F0679-04	Exhaust 36568	Air and Emissions	06/19/2015 1042

Client: University of Arizona- Risk Management Services
Project: Page Ranch - SVE Carbon Vapor
Work Order: 15F0679
Date Received: 06/19/2015

Case Narrative

The TO-15 analyses were performed by Air Toxics, LTD. in Folsom, CA.

eurofins | Air Toxics

15F0679

Sample Transportation Notice
Relinquishing signature on this document indicates that sample is being shipped in compliance with all applicable local, State, Federal, national, and international laws, regulations and ordinances of any kind. Air Toxics Limited assumes no liability with respect to the collection, handling or shipping of these samples. Relinquishing signature also indicates agreement to hold harmless, defend, and indemnify Air Toxics Limited against any claim, demand, or action, of any kind, related to the collection, handling, or shipping of samples. D.O.T. Hotline (800) 467-4922

180 BLUE RAVINE ROAD, SUITE B
FOLSOM, CA 95630-4719
(916) 985-1000 FAX (916) 985-1020

Page 1 of 1

Project Manager: LLOYD WUNDROCK
Collected by: (Print and Sign) LM WUNDROCK / LM Wundrock
Company: U of A / RMS Email:
Address: City: TUCSON State: AZ Zip:
Phone: 520-349-1001 Fax:

Project Info:
P.O. #:
Project #: SVE-SYSTEM
Project Name: CARBON VAPOR

Turn Around Time:
☐ Normal
☒ Rush 3-DAY (specify)

Lab Use Only
Pressurized by:
Date:
Pressurization Gas: N_2 He

Lab I.D.	Field Sample I.D. (Location)	Can #	Date of Collection	Time of Collection	Analyses Requested	Canister Pressure/Vacuum Initial	Final	Receipt	Final (psi)
	INLET 35619	05826	06/19	1029hrs		-25.5"/Hg		-3"/Hg	
#1	IN BETWEEN 11641 ☆			1035hrs		-25"/Hg		-3"/Hg	
#2	IN BETWEEN	8017		1050hrs	40879	-26.5"/Hg		-3"/Hg	
	EXHAUST 36568	3561		1042hrs		-27"/Hg		-3"/Hg	
	13:30hrs								

Relinquished by: (signature) Date/Time	Received by: (signature) Date/Time
LM Wundrock 06/19/15	Turi Garcia 6/19/15 28.1°C
Relinquished by: (signature) Date/Time	Received by: (signature) Date/Time
Relinquished by: (signature) Date/Time	Received by: (signature) Date/Time

Notes: ☆ RAPID DROP IN VACUUM, NOT NORMAL

Lab Use Only	Shipper Name	Air Bill #	Temp (°C)	Condition	Custody Seals Intact?	Work Order #
					Yes No None	

Form 1293 rev.11

eurofins | Air Toxics

6/25/2015
Terri Garcia
Turner Laboratories, Inc.
2445 North Coyote Drive
Suite 104
Tucson AZ 85745

Project Name:
Project #: 15F0679
Workorder #: 1506414

Dear Terri Garcia

The following report includes the data for the above referenced project for sample(s) received on 6/23/2015 at Air Toxics Ltd.

The data and associated QC analyzed by TO-15 are compliant with the project requirements or laboratory criteria with the exception of the deviations noted in the attached case narrative.

Thank you for choosing Air Toxics Ltd. for your air analysis needs. Air Toxics Ltd. is committed to providing accurate data of the highest quality. Please feel free to contact the Project Manager: Kyle Vagadori at 916-985-1000 if you have any questions regarding the data in this report.

Regards,

Kyle Vagadori
Project Manager

eurofins | Air Toxics

WORK ORDER #: 1506414

Work Order Summary

CLIENT:	Terri Garcia Turner Laboratories, Inc. 2445 North Coyote Drive Suite 104 Tucson, AZ 85745	**BILL TO:**	Terri Garcia Turner Laboratories, Inc. 2445 North Coyote Drive Suite 104 Tucson, AZ 85745
PHONE:	520-882-5880	**P.O. #**	
FAX:	520-882-9788	**PROJECT #**	15F0679
DATE RECEIVED:	06/23/2015	**CONTACT:**	Kyle Vagadori
DATE COMPLETED:	06/25/2015		

FRACTION #	NAME	TEST	RECEIPT VAC./PRES.	FINAL PRESSURE
01A	15F0679-01	TO-15	8 "Hg	14.9 psi
02A	15F0679-02	TO-15	6.1 "Hg	14.9 psi
03A	15F0679-03	TO-15	6.3 "Hg	15.1 psi
04A	15F0679-04	TO-15	7.3 "Hg	14.9 psi
05A	Lab Blank	TO-15	NA	NA
06A	CCV	TO-15	NA	NA
07A	LCS	TO-15	NA	NA
07AA	LCSD	TO-15	NA	NA

CERTIFIED BY: Heidi Mayo DATE: 06/25/15

Technical Director

Certification numbers: AZ Licensure AZ0775, NJ NELAP - CA016, NY NELAP - 11291,
TX NELAP - T104704343-14-7, UT NELAP CA009332014-5, VA NELAP - 460197, WA NELAP - C935
Name of Accreditation Body: NELAP/ORELAP (Oregon Environmental Laboratory Accreditation Program)
Accreditation number: CA300005, Effective date: 10/18/2014, Expiration date: 10/17/2015.
Eurofins Air Toxics Inc.. certifies that the test results contained in this report meet all requirements of the NELAC standards

This report shall not be reproduced, except in full, without the written approval of Eurofins Air Toxics, Inc.

180 BLUE RAVINE ROAD, SUITE B FOLSOM, CA - 9563
(916) 985-1000 . (800) 985-5955 . FAX (916) 985-1020

LABORATORY NARRATIVE
EPA Method TO-15
Turner Laboratories, Inc.
Workorder# 1506414

Four 1 Liter Summa Canister samples were received on June 23, 2015. The laboratory performed analysis via EPA Method TO-15 using GC/MS in the full scan mode.

This workorder was independently validated prior to submittal using 'USEPA National Functional Guidelines' as generally applied to the analysis of volatile organic compounds in air. A rules-based, logic driven, independent validation engine was employed to assess completeness, evaluate pass/fail of relevant project quality control requirements and verification of all quantified amounts.

Receiving Notes

There were no receiving discrepancies.

Analytical Notes

Dilution was performed on samples 15F0679-01, 15F0679-03 and 15F0679-04 due to the presence of high level target species.

Definition of Data Qualifying Flags

Eight qualifiers may have been used on the data analysis sheets and indicates as follows:

B - Compound present in laboratory blank greater than reporting limit (background subtraction not performed).

J - Estimated value.

E - Exceeds instrument calibration range.

S - Saturated peak.

Q - Exceeds quality control limits.

U - Compound analyzed for but not detected above the reporting limit, LOD, or MDL value. See data page for project specific U-flag definition.

UJ- Non-detected compound associated with low bias in the CCV

N - The identification is based on presumptive evidence.

File extensions may have been used on the data analysis sheets and indicates as follows:

a-File was requantified

b-File was quantified by a second column and detector

r1-File was requantified for the purpose of reissue

eurofins | Air Toxics

Summary of Detected Compounds
EPA METHOD TO-15 GC/MS FULL SCAN

Client Sample ID: 15F0679-01

Lab ID#: 1506414-01A

Compound	Rpt. Limit (ppbv)	Amount (ppbv)	Rpt. Limit (ug/m3)	Amount (ug/m3)
Freon 12	140	330	680	1600
Freon 11	140	10000	770	57000
Ethanol	550	3000	1000	5600
Freon 113	140	590	1000	4500
Hexane	140	220	480	780
Chloroform	140	30000	670	140000
Carbon Tetrachloride	140	810	860	5100
1,2-Dichloroethane	140	440	550	1800
Heptane	140	860	560	3500
Trichloroethene	140	590	740	3200
Toluene	140	1200	520	4700
Tetrachloroethene	140	140	930	960

Client Sample ID: 15F0679-02

Lab ID#: 1506414-02A

Compound	Rpt. Limit (ppbv)	Amount (ppbv)	Rpt. Limit (ug/m3)	Amount (ug/m3)
Freon 12	1.3	13	6.2	62
Freon 11	1.3	130	7.1	730
Freon 113	1.3	8.4	9.7	64
1,1-Dichloroethene	1.3	3.4	5.0	14
Acetone	13	15	30	36
Chloroform	1.3	270	6.2	1300

Client Sample ID: 15F0679-03

Lab ID#: 1506414-03A

Compound	Rpt. Limit (ppbv)	Amount (ppbv)	Rpt. Limit (ug/m3)	Amount (ug/m3)
Freon 12	130	370	630	1800
Freon 11	130	4400	720	25000
Ethanol	510	1000	960	1900
Freon 113	130	300	980	2300
1,1-Dichloroethene	130	140	510	540

eurofins | Air Toxics

Summary of Detected Compounds
EPA METHOD TO-15 GC/MS FULL SCAN

Client Sample ID: 15F0679-03

Lab ID#: 1506414-03A

Chloroform	130	26000	620	130000
Toluene	130	1100	480	4200

Client Sample ID: 15F0679-04

Lab ID#: 1506414-04A

Compound	Rpt. Limit (ppbv)	Amount (ppbv)	Rpt. Limit (ug/m3)	Amount (ug/m3)
Freon 12	67	340	330	1700
Freon 11	67	17000	380	93000
Ethanol	270	360	500	680
Freon 113	67	450	510	3500
Chloroform	67	270	330	1300
Heptane	67	66 J	270	270 J
Toluene	67	440	250	1700

eurofins | Air Toxics

Client Sample ID: 15F0679-01

Lab ID#: 1506414-01A

EPA METHOD TO-15 GC/MS FULL SCAN

File Name:	a062415	Date of Collection:	6/19/15 10:29:00 AM
Dil. Factor:	274	Date of Analysis:	6/24/15 09:55 PM

Compound	Rpt. Limit (ppbv)	Amount (ppbv)	Rpt. Limit (ug/m3)	Amount (ug/m3)
Freon 12	140	330	680	1600
Freon 114	140	Not Detected	960	Not Detected
Chloromethane	1400	Not Detected	2800	Not Detected
Vinyl Chloride	140	Not Detected	350	Not Detected
1,3-Butadiene	140	Not Detected	300	Not Detected
Bromomethane	1400	Not Detected	5300	Not Detected
Chloroethane	550	Not Detected	1400	Not Detected
Freon 11	140	10000	770	57000
Ethanol	550	3000	1000	5600
Freon 113	140	590	1000	4500
1,1-Dichloroethene	140	Not Detected	540	Not Detected
Acetone	1400	Not Detected	3200	Not Detected
2-Propanol	550	Not Detected	1300	Not Detected
Carbon Disulfide	550	Not Detected	1700	Not Detected
3-Chloropropene	550	Not Detected	1700	Not Detected
Methylene Chloride	1400	Not Detected	4800	Not Detected
Methyl tert-butyl ether	140	Not Detected	490	Not Detected
trans-1,2-Dichloroethene	140	Not Detected	540	Not Detected
Hexane	140	220	480	780
1,1-Dichloroethane	140	Not Detected	550	Not Detected
2-Butanone (Methyl Ethyl Ketone)	550	Not Detected	1600	Not Detected
cis-1,2-Dichloroethene	140	Not Detected	540	Not Detected
Tetrahydrofuran	140	Not Detected	400	Not Detected
Chloroform	140	30000	670	140000
1,1,1-Trichloroethane	140	Not Detected	750	Not Detected
Cyclohexane	140	Not Detected	470	Not Detected
Carbon Tetrachloride	140	810	860	5100
2,2,4-Trimethylpentane	140	Not Detected	640	Not Detected
Benzene	140	Not Detected	440	Not Detected
1,2-Dichloroethane	140	440	550	1800
Heptane	140	860	560	3500
Trichloroethene	140	590	740	3200
1,2-Dichloropropane	140	Not Detected	630	Not Detected
1,4-Dioxane	550	Not Detected	2000	Not Detected
Bromodichloromethane	140	Not Detected	920	Not Detected
cis-1,3-Dichloropropene	140	Not Detected	620	Not Detected
4-Methyl-2-pentanone	140	Not Detected	560	Not Detected
Toluene	140	1200	520	4700
trans-1,3-Dichloropropene	140	Not Detected	620	Not Detected
1,1,2-Trichloroethane	140	Not Detected	750	Not Detected
Tetrachloroethene	140	140	930	960
2-Hexanone	550	Not Detected	2200	Not Detected

eurofins | Air Toxics

Client Sample ID: 15F0679-01

Lab ID#: 1506414-01A

EPA METHOD TO-15 GC/MS FULL SCAN

File Name:	a062415	Date of Collection:	6/19/15 10:29:00 AM
Dil. Factor:	274	Date of Analysis:	6/24/15 09:55 PM

Compound	Rpt. Limit (ppbv)	Amount (ppbv)	Rpt. Limit (ug/m3)	Amount (ug/m3)
Dibromochloromethane	140	Not Detected	1200	Not Detected
1,2-Dibromoethane (EDB)	140	Not Detected	1000	Not Detected
Chlorobenzene	140	Not Detected	630	Not Detected
Ethyl Benzene	140	Not Detected	590	Not Detected
m,p-Xylene	140	Not Detected	590	Not Detected
o-Xylene	140	Not Detected	590	Not Detected
Styrene	140	Not Detected	580	Not Detected
Bromoform	140	Not Detected	1400	Not Detected
Cumene	140	Not Detected	670	Not Detected
1,1,2,2-Tetrachloroethane	140	Not Detected	940	Not Detected
Propylbenzene	140	Not Detected	670	Not Detected
4-Ethyltoluene	140	Not Detected	670	Not Detected
1,3,5-Trimethylbenzene	140	Not Detected	670	Not Detected
1,2,4-Trimethylbenzene	140	Not Detected	670	Not Detected
1,3-Dichlorobenzene	140	Not Detected	820	Not Detected
1,4-Dichlorobenzene	140	Not Detected	820	Not Detected
alpha-Chlorotoluene	140	Not Detected	710	Not Detected
1,2-Dichlorobenzene	140	Not Detected	820	Not Detected
1,2,4-Trichlorobenzene	550	Not Detected	4100	Not Detected
Hexachlorobutadiene	550	Not Detected	5800	Not Detected

Container Type: 1 Liter Summa Canister

Surrogates	%Recovery	Method Limits
Toluene-d8	99	70-130
1,2-Dichloroethane-d4	99	70-130
4-Bromofluorobenzene	102	70-130

eurofins | Air Toxics

Client Sample ID: 15F0679-02

Lab ID#: 1506414-02A

EPA METHOD TO-15 GC/MS FULL SCAN

File Name:	a062413	Date of Collection:	6/19/15 10:35:00 AM
Dil. Factor:	2.53	Date of Analysis:	6/24/15 08:52 PM

Compound	Rpt. Limit (ppbv)	Amount (ppbv)	Rpt. Limit (ug/m3)	Amount (ug/m3)
Freon 12	1.3	13	6.2	62
Freon 114	1.3	Not Detected	8.8	Not Detected
Chloromethane	13	Not Detected	26	Not Detected
Vinyl Chloride	1.3	Not Detected	3.2	Not Detected
1,3-Butadiene	1.3	Not Detected	2.8	Not Detected
Bromomethane	13	Not Detected	49	Not Detected
Chloroethane	5.1	Not Detected	13	Not Detected
Freon 11	1.3	130	7.1	730
Ethanol	5.1	Not Detected	9.5	Not Detected
Freon 113	1.3	8.4	9.7	64
1,1-Dichloroethene	1.3	3.4	5.0	14
Acetone	13	15	30	36
2-Propanol	5.1	Not Detected	12	Not Detected
Carbon Disulfide	5.1	Not Detected	16	Not Detected
3-Chloropropene	5.1	Not Detected	16	Not Detected
Methylene Chloride	13	Not Detected	44	Not Detected
Methyl tert-butyl ether	1.3	Not Detected	4.6	Not Detected
trans-1,2-Dichloroethene	1.3	Not Detected	5.0	Not Detected
Hexane	1.3	Not Detected	4.4	Not Detected
1,1-Dichloroethane	1.3	Not Detected	5.1	Not Detected
2-Butanone (Methyl Ethyl Ketone)	5.1	Not Detected	15	Not Detected
cis-1,2-Dichloroethene	1.3	Not Detected	5.0	Not Detected
Tetrahydrofuran	1.3	Not Detected	3.7	Not Detected
Chloroform	1.3	270	6.2	1300
1,1,1-Trichloroethane	1.3	Not Detected	6.9	Not Detected
Cyclohexane	1.3	Not Detected	4.4	Not Detected
Carbon Tetrachloride	1.3	Not Detected	8.0	Not Detected
2,2,4-Trimethylpentane	1.3	Not Detected	5.9	Not Detected
Benzene	1.3	Not Detected	4.0	Not Detected
1,2-Dichloroethane	1.3	Not Detected	5.1	Not Detected
Heptane	1.3	Not Detected	5.2	Not Detected
Trichloroethene	1.3	Not Detected	6.8	Not Detected
1,2-Dichloropropane	1.3	Not Detected	5.8	Not Detected
1,4-Dioxane	5.1	Not Detected	18	Not Detected
Bromodichloromethane	1.3	Not Detected	8.5	Not Detected
cis-1,3-Dichloropropene	1.3	Not Detected	5.7	Not Detected
4-Methyl-2-pentanone	1.3	Not Detected	5.2	Not Detected
Toluene	1.3	Not Detected	4.8	Not Detected
trans-1,3-Dichloropropene	1.3	Not Detected	5.7	Not Detected
1,1,2-Trichloroethane	1.3	Not Detected	6.9	Not Detected
Tetrachloroethene	1.3	Not Detected	8.6	Not Detected
2-Hexanone	5.1	Not Detected	21	Not Detected

eurofins | Air Toxics

Client Sample ID: 15F0679-02

Lab ID#: 1506414-02A

EPA METHOD TO-15 GC/MS FULL SCAN

File Name:	**a062413**	**Date of Collection:**	**6/19/15 10:35:00 AM**
Dil. Factor:	**2.53**	**Date of Analysis:**	**6/24/15 08:52 PM**

Compound	Rpt. Limit (ppbv)	Amount (ppbv)	Rpt. Limit (ug/m3)	Amount (ug/m3)
Dibromochloromethane	1.3	Not Detected	11	Not Detected
1,2-Dibromoethane (EDB)	1.3	Not Detected	9.7	Not Detected
Chlorobenzene	1.3	Not Detected	5.8	Not Detected
Ethyl Benzene	1.3	Not Detected	5.5	Not Detected
m,p-Xylene	1.3	Not Detected	5.5	Not Detected
o-Xylene	1.3	Not Detected	5.5	Not Detected
Styrene	1.3	Not Detected	5.4	Not Detected
Bromoform	1.3	Not Detected	13	Not Detected
Cumene	1.3	Not Detected	6.2	Not Detected
1,1,2,2-Tetrachloroethane	1.3	Not Detected	8.7	Not Detected
Propylbenzene	1.3	Not Detected	6.2	Not Detected
4-Ethyltoluene	1.3	Not Detected	6.2	Not Detected
1,3,5-Trimethylbenzene	1.3	Not Detected	6.2	Not Detected
1,2,4-Trimethylbenzene	1.3	Not Detected	6.2	Not Detected
1,3-Dichlorobenzene	1.3	Not Detected	7.6	Not Detected
1,4-Dichlorobenzene	1.3	Not Detected	7.6	Not Detected
alpha-Chlorotoluene	1.3	Not Detected	6.5	Not Detected
1,2-Dichlorobenzene	1.3	Not Detected	7.6	Not Detected
1,2,4-Trichlorobenzene	5.1	Not Detected	38	Not Detected
Hexachlorobutadiene	5.1	Not Detected	54	Not Detected

Container Type: 1 Liter Summa Canister

Surrogates	%Recovery	Method Limits
Toluene-d8	101	70-130
1,2-Dichloroethane-d4	104	70-130
4-Bromofluorobenzene	96	70-130

eurofins | Air Toxics

Client Sample ID: 15F0679-03

Lab ID#: 1506414-03A

EPA METHOD TO-15 GC/MS FULL SCAN

File Name:	a062416	Date of Collection:	6/19/15 10:50:00 AM
Dil. Factor:	256	Date of Analysis:	6/24/15 10:21 PM

Compound	Rpt. Limit (ppbv)	Amount (ppbv)	Rpt. Limit (ug/m3)	Amount (ug/m3)
Freon 12	130	370	630	1800
Freon 114	130	Not Detected	890	Not Detected
Chloromethane	1300	Not Detected	2600	Not Detected
Vinyl Chloride	130	Not Detected	330	Not Detected
1,3-Butadiene	130	Not Detected	280	Not Detected
Bromomethane	1300	Not Detected	5000	Not Detected
Chloroethane	510	Not Detected	1400	Not Detected
Freon 11	130	4400	720	25000
Ethanol	510	1000	960	1900
Freon 113	130	300	980	2300
1,1-Dichloroethene	130	140	510	540
Acetone	1300	Not Detected	3000	Not Detected
2-Propanol	510	Not Detected	1200	Not Detected
Carbon Disulfide	510	Not Detected	1600	Not Detected
3-Chloropropene	510	Not Detected	1600	Not Detected
Methylene Chloride	1300	Not Detected	4400	Not Detected
Methyl tert-butyl ether	130	Not Detected	460	Not Detected
trans-1,2-Dichloroethene	130	Not Detected	510	Not Detected
Hexane	130	Not Detected	450	Not Detected
1,1-Dichloroethane	130	Not Detected	520	Not Detected
2-Butanone (Methyl Ethyl Ketone)	510	Not Detected	1500	Not Detected
cis-1,2-Dichloroethene	130	Not Detected	510	Not Detected
Tetrahydrofuran	130	Not Detected	380	Not Detected
Chloroform	130	26000	620	130000
1,1,1-Trichloroethane	130	Not Detected	700	Not Detected
Cyclohexane	130	Not Detected	440	Not Detected
Carbon Tetrachloride	130	Not Detected	800	Not Detected
2,2,4-Trimethylpentane	130	Not Detected	600	Not Detected
Benzene	130	Not Detected	410	Not Detected
1,2-Dichloroethane	130	Not Detected	520	Not Detected
Heptane	130	Not Detected	520	Not Detected
Trichloroethene	130	Not Detected	690	Not Detected
1,2-Dichloropropane	130	Not Detected	590	Not Detected
1,4-Dioxane	510	Not Detected	1800	Not Detected
Bromodichloromethane	130	Not Detected	860	Not Detected
cis-1,3-Dichloropropene	130	Not Detected	580	Not Detected
4-Methyl-2-pentanone	130	Not Detected	520	Not Detected
Toluene	130	1100	480	4200
trans-1,3-Dichloropropene	130	Not Detected	580	Not Detected
1,1,2-Trichloroethane	130	Not Detected	700	Not Detected
Tetrachloroethene	130	Not Detected	870	Not Detected
2-Hexanone	510	Not Detected	2100	Not Detected

eurofins | Air Toxics

Client Sample ID: 15F0679-03

Lab ID#: 1506414-03A

EPA METHOD TO-15 GC/MS FULL SCAN

File Name:	a062416	Date of Collection:	6/19/15 10:50:00 AM
Dil. Factor:	256	Date of Analysis:	6/24/15 10:21 PM

Compound	Rpt. Limit (ppbv)	Amount (ppbv)	Rpt. Limit (ug/m3)	Amount (ug/m3)
Dibromochloromethane	130	Not Detected	1100	Not Detected
1,2-Dibromoethane (EDB)	130	Not Detected	980	Not Detected
Chlorobenzene	130	Not Detected	590	Not Detected
Ethyl Benzene	130	Not Detected	560	Not Detected
m,p-Xylene	130	Not Detected	560	Not Detected
o-Xylene	130	Not Detected	560	Not Detected
Styrene	130	Not Detected	540	Not Detected
Bromoform	130	Not Detected	1300	Not Detected
Cumene	130	Not Detected	630	Not Detected
1,1,2,2-Tetrachloroethane	130	Not Detected	880	Not Detected
Propylbenzene	130	Not Detected	630	Not Detected
4-Ethyltoluene	130	Not Detected	630	Not Detected
1,3,5-Trimethylbenzene	130	Not Detected	630	Not Detected
1,2,4-Trimethylbenzene	130	Not Detected	630	Not Detected
1,3-Dichlorobenzene	130	Not Detected	770	Not Detected
1,4-Dichlorobenzene	130	Not Detected	770	Not Detected
alpha-Chlorotoluene	130	Not Detected	660	Not Detected
1,2-Dichlorobenzene	130	Not Detected	770	Not Detected
1,2,4-Trichlorobenzene	510	Not Detected	3800	Not Detected
Hexachlorobutadiene	510	Not Detected	5500	Not Detected

Container Type: 1 Liter Summa Canister

Surrogates	%Recovery	Method Limits
Toluene-d8	101	70-130
1,2-Dichloroethane-d4	100	70-130
4-Bromofluorobenzene	101	70-130

eurofins | Air Toxics

Client Sample ID: 15F0679-04

Lab ID#: 1506414-04A

EPA METHOD TO-15 GC/MS FULL SCAN

File Name:	a062414	Date of Collection:	6/19/15 10:42:00 AM
Dil. Factor:	134	Date of Analysis:	6/24/15 09:16 PM

Compound	Rpt. Limit (ppbv)	Amount (ppbv)	Rpt. Limit (ug/m3)	Amount (ug/m3)
Freon 12	67	340	330	1700
Freon 114	67	Not Detected	470	Not Detected
Chloromethane	670	Not Detected	1400	Not Detected
Vinyl Chloride	67	Not Detected	170	Not Detected
1,3-Butadiene	67	Not Detected	150	Not Detected
Bromomethane	670	Not Detected	2600	Not Detected
Chloroethane	270	Not Detected	710	Not Detected
Freon 11	67	17000	380	93000
Ethanol	270	360	500	680
Freon 113	67	450	510	3500
1,1-Dichloroethene	67	Not Detected	260	Not Detected
Acetone	670	Not Detected	1600	Not Detected
2-Propanol	270	Not Detected	660	Not Detected
Carbon Disulfide	270	Not Detected	830	Not Detected
3-Chloropropene	270	Not Detected	840	Not Detected
Methylene Chloride	670	Not Detected	2300	Not Detected
Methyl tert-butyl ether	67	Not Detected	240	Not Detected
trans-1,2-Dichloroethene	67	Not Detected	260	Not Detected
Hexane	67	Not Detected	240	Not Detected
1,1-Dichloroethane	67	Not Detected	270	Not Detected
2-Butanone (Methyl Ethyl Ketone)	270	Not Detected	790	Not Detected
cis-1,2-Dichloroethene	67	Not Detected	260	Not Detected
Tetrahydrofuran	67	Not Detected	200	Not Detected
Chloroform	67	270	330	1300
1,1,1-Trichloroethane	67	Not Detected	360	Not Detected
Cyclohexane	67	Not Detected	230	Not Detected
Carbon Tetrachloride	67	Not Detected	420	Not Detected
2,2,4-Trimethylpentane	67	Not Detected	310	Not Detected
Benzene	67	Not Detected	210	Not Detected
1,2-Dichloroethane	67	Not Detected	270	Not Detected
Heptane	67	66 J	270	270 J
Trichloroethene	67	Not Detected	360	Not Detected
1,2-Dichloropropane	67	Not Detected	310	Not Detected
1,4-Dioxane	270	Not Detected	960	Not Detected
Bromodichloromethane	67	Not Detected	450	Not Detected
cis-1,3-Dichloropropene	67	Not Detected	300	Not Detected
4-Methyl-2-pentanone	67	Not Detected	270	Not Detected
Toluene	67	440	250	1700
trans-1,3-Dichloropropene	67	Not Detected	300	Not Detected
1,1,2-Trichloroethane	67	Not Detected	360	Not Detected
Tetrachloroethene	67	Not Detected	450	Not Detected
2-Hexanone	270	Not Detected	1100	Not Detected

eurofins | Air Toxics

Client Sample ID: 15F0679-04

Lab ID#: 1506414-04A

EPA METHOD TO-15 GC/MS FULL SCAN

File Name:	**a062414**	**Date of Collection:**	**6/19/15 10:42:00 AM**
Dil. Factor:	**134**	**Date of Analysis:**	**6/24/15 09:16 PM**

Compound	Rpt. Limit (ppbv)	Amount (ppbv)	Rpt. Limit (ug/m3)	Amount (ug/m3)
Dibromochloromethane	67	Not Detected	570	Not Detected
1,2-Dibromoethane (EDB)	67	Not Detected	510	Not Detected
Chlorobenzene	67	Not Detected	310	Not Detected
Ethyl Benzene	67	Not Detected	290	Not Detected
m,p-Xylene	67	Not Detected	290	Not Detected
o-Xylene	67	Not Detected	290	Not Detected
Styrene	67	Not Detected	280	Not Detected
Bromoform	67	Not Detected	690	Not Detected
Cumene	67	Not Detected	330	Not Detected
1,1,2,2-Tetrachloroethane	67	Not Detected	460	Not Detected
Propylbenzene	67	Not Detected	330	Not Detected
4-Ethyltoluene	67	Not Detected	330	Not Detected
1,3,5-Trimethylbenzene	67	Not Detected	330	Not Detected
1,2,4-Trimethylbenzene	67	Not Detected	330	Not Detected
1,3-Dichlorobenzene	67	Not Detected	400	Not Detected
1,4-Dichlorobenzene	67	Not Detected	400	Not Detected
alpha-Chlorotoluene	67	Not Detected	350	Not Detected
1,2-Dichlorobenzene	67	Not Detected	400	Not Detected
1,2,4-Trichlorobenzene	270	Not Detected	2000	Not Detected
Hexachlorobutadiene	270	Not Detected	2800	Not Detected

J = Estimated value.

Container Type: 1 Liter Summa Canister

Surrogates	%Recovery	Method Limits
Toluene-d8	102	70-130
1,2-Dichloroethane-d4	100	70-130
4-Bromofluorobenzene	102	70-130

eurofins | Air Toxics

Client Sample ID: Lab Blank

Lab ID#: 1506414-05A

EPA METHOD TO-15 GC/MS FULL SCAN

File Name:	a062405	Date of Collection: NA	
Dil. Factor:	1.00	Date of Analysis: 6/24/15 12:56 PM	

Compound	Rpt. Limit (ppbv)	Amount (ppbv)	Rpt. Limit (ug/m3)	Amount (ug/m3)
Freon 12	0.50	Not Detected	2.5	Not Detected
Freon 114	0.50	Not Detected	3.5	Not Detected
Chloromethane	5.0	Not Detected	10	Not Detected
Vinyl Chloride	0.50	Not Detected	1.3	Not Detected
1,3-Butadiene	0.50	Not Detected	1.1	Not Detected
Bromomethane	5.0	Not Detected	19	Not Detected
Chloroethane	2.0	Not Detected	5.3	Not Detected
Freon 11	0.50	Not Detected	2.8	Not Detected
Ethanol	2.0	Not Detected	3.8	Not Detected
Freon 113	0.50	Not Detected	3.8	Not Detected
1,1-Dichloroethene	0.50	Not Detected	2.0	Not Detected
Acetone	5.0	Not Detected	12	Not Detected
2-Propanol	2.0	Not Detected	4.9	Not Detected
Carbon Disulfide	2.0	Not Detected	6.2	Not Detected
3-Chloropropene	2.0	Not Detected	6.3	Not Detected
Methylene Chloride	5.0	Not Detected	17	Not Detected
Methyl tert-butyl ether	0.50	Not Detected	1.8	Not Detected
trans-1,2-Dichloroethene	0.50	Not Detected	2.0	Not Detected
Hexane	0.50	Not Detected	1.8	Not Detected
1,1-Dichloroethane	0.50	Not Detected	2.0	Not Detected
2-Butanone (Methyl Ethyl Ketone)	2.0	Not Detected	5.9	Not Detected
cis-1,2-Dichloroethene	0.50	Not Detected	2.0	Not Detected
Tetrahydrofuran	0.50	Not Detected	1.5	Not Detected
Chloroform	0.50	Not Detected	2.4	Not Detected
1,1,1-Trichloroethane	0.50	Not Detected	2.7	Not Detected
Cyclohexane	0.50	Not Detected	1.7	Not Detected
Carbon Tetrachloride	0.50	Not Detected	3.1	Not Detected
2,2,4-Trimethylpentane	0.50	Not Detected	2.3	Not Detected
Benzene	0.50	Not Detected	1.6	Not Detected
1,2-Dichloroethane	0.50	Not Detected	2.0	Not Detected
Heptane	0.50	Not Detected	2.0	Not Detected
Trichloroethene	0.50	Not Detected	2.7	Not Detected
1,2-Dichloropropane	0.50	Not Detected	2.3	Not Detected
1,4-Dioxane	2.0	Not Detected	7.2	Not Detected
Bromodichloromethane	0.50	Not Detected	3.4	Not Detected
cis-1,3-Dichloropropene	0.50	Not Detected	2.3	Not Detected
4-Methyl-2-pentanone	0.50	Not Detected	2.0	Not Detected
Toluene	0.50	Not Detected	1.9	Not Detected
trans-1,3-Dichloropropene	0.50	Not Detected	2.3	Not Detected
1,1,2-Trichloroethane	0.50	Not Detected	2.7	Not Detected
Tetrachloroethene	0.50	Not Detected	3.4	Not Detected
2-Hexanone	2.0	Not Detected	8.2	Not Detected

eurofins | Air Toxics

Client Sample ID: Lab Blank

Lab ID#: 1506414-05A

EPA METHOD TO-15 GC/MS FULL SCAN

File Name:	**a062405**	**Date of Collection: NA**	
Dil. Factor:	**1.00**	**Date of Analysis: 6/24/15 12:56 PM**	

Compound	Rpt. Limit (ppbv)	Amount (ppbv)	Rpt. Limit (ug/m3)	Amount (ug/m3)
Dibromochloromethane	0.50	Not Detected	4.2	Not Detected
1,2-Dibromoethane (EDB)	0.50	Not Detected	3.8	Not Detected
Chlorobenzene	0.50	Not Detected	2.3	Not Detected
Ethyl Benzene	0.50	Not Detected	2.2	Not Detected
m,p-Xylene	0.50	Not Detected	2.2	Not Detected
o-Xylene	0.50	Not Detected	2.2	Not Detected
Styrene	0.50	Not Detected	2.1	Not Detected
Bromoform	0.50	Not Detected	5.2	Not Detected
Cumene	0.50	Not Detected	2.4	Not Detected
1,1,2,2-Tetrachloroethane	0.50	Not Detected	3.4	Not Detected
Propylbenzene	0.50	Not Detected	2.4	Not Detected
4-Ethyltoluene	0.50	Not Detected	2.4	Not Detected
1,3,5-Trimethylbenzene	0.50	Not Detected	2.4	Not Detected
1,2,4-Trimethylbenzene	0.50	Not Detected	2.4	Not Detected
1,3-Dichlorobenzene	0.50	Not Detected	3.0	Not Detected
1,4-Dichlorobenzene	0.50	Not Detected	3.0	Not Detected
alpha-Chlorotoluene	0.50	Not Detected	2.6	Not Detected
1,2-Dichlorobenzene	0.50	Not Detected	3.0	Not Detected
1,2,4-Trichlorobenzene	2.0	Not Detected	15	Not Detected
Hexachlorobutadiene	2.0	Not Detected	21	Not Detected

Container Type: NA - Not Applicable

Surrogates	%Recovery	Method Limits
Toluene-d8	103	70-130
1,2-Dichloroethane-d4	97	70-130
4-Bromofluorobenzene	94	70-130

eurofins | Air Toxics

Client Sample ID: CCV

Lab ID#: 1506414-06A

EPA METHOD TO-15 GC/MS FULL SCAN

File Name:	a062402	Date of Collection: NA
Dil. Factor:	1.00	Date of Analysis: 6/24/15 11:04 AM

Compound	%Recovery
Freon 12	98
Freon 114	97
Chloromethane	97
Vinyl Chloride	97
1,3-Butadiene	97
Bromomethane	98
Chloroethane	97
Freon 11	96
Ethanol	94
Freon 113	93
1,1-Dichloroethene	93
Acetone	99
2-Propanol	99
Carbon Disulfide	95
3-Chloropropene	99
Methylene Chloride	100
Methyl tert-butyl ether	99
trans-1,2-Dichloroethene	100
Hexane	100
1,1-Dichloroethane	100
2-Butanone (Methyl Ethyl Ketone)	104
cis-1,2-Dichloroethene	97
Tetrahydrofuran	98
Chloroform	99
1,1,1-Trichloroethane	101
Cyclohexane	105
Carbon Tetrachloride	98
2,2,4-Trimethylpentane	103
Benzene	98
1,2-Dichloroethane	97
Heptane	106
Trichloroethene	100
1,2-Dichloropropane	101
1,4-Dioxane	102
Bromodichloromethane	100
cis-1,3-Dichloropropene	106
4-Methyl-2-pentanone	105
Toluene	102
trans-1,3-Dichloropropene	105
1,1,2-Trichloroethane	102
Tetrachloroethene	100
2-Hexanone	106

eurofins | Air Toxics

Client Sample ID: CCV

Lab ID#: 1506414-06A

EPA METHOD TO-15 GC/MS FULL SCAN

File Name:	**a062402**	**Date of Collection: NA**
Dil. Factor:	**1.00**	**Date of Analysis: 6/24/15 11:04 AM**

Compound	%Recovery
Dibromochloromethane	103
1,2-Dibromoethane (EDB)	102
Chlorobenzene	101
Ethyl Benzene	104
m,p-Xylene	110
o-Xylene	106
Styrene	109
Bromoform	103
Cumene	108
1,1,2,2-Tetrachloroethane	103
Propylbenzene	106
4-Ethyltoluene	107
1,3,5-Trimethylbenzene	105
1,2,4-Trimethylbenzene	106
1,3-Dichlorobenzene	100
1,4-Dichlorobenzene	101
alpha-Chlorotoluene	106
1,2-Dichlorobenzene	99
1,2,4-Trichlorobenzene	80
Hexachlorobutadiene	79

Container Type: NA - Not Applicable

Surrogates	%Recovery	Method Limits
Toluene-d8	102	70-130
1,2-Dichloroethane-d4	100	70-130
4-Bromofluorobenzene	96	70-130

eurofins | Air Toxics

Client Sample ID: LCS

Lab ID#: 1506414-07A

EPA METHOD TO-15 GC/MS FULL SCAN

File Name:	a062403	Date of Collection: NA	
Dil. Factor:	1.00	Date of Analysis: 6/24/15 11:33 AM	

Compound	%Recovery	Method Limits
Freon 12	102	70-130
Freon 114	103	70-130
Chloromethane	97	70-130
Vinyl Chloride	102	70-130
1,3-Butadiene	97	70-130
Bromomethane	98	70-130
Chloroethane	103	70-130
Freon 11	100	70-130
Ethanol	99	70-130
Freon 113	92	70-130
1,1-Dichloroethene	93	70-130
Acetone	94	70-130
2-Propanol	107	70-130
Carbon Disulfide	86	70-130
3-Chloropropene	95	70-130
Methylene Chloride	100	70-130
Methyl tert-butyl ether	98	70-130
trans-1,2-Dichloroethene	88	70-130
Hexane	102	70-130
1,1-Dichloroethane	104	70-130
2-Butanone (Methyl Ethyl Ketone)	106	70-130
cis-1,2-Dichloroethene	109	70-130
Tetrahydrofuran	100	70-130
Chloroform	101	70-130
1,1,1-Trichloroethane	99	70-130
Cyclohexane	106	70-130
Carbon Tetrachloride	99	70-130
2,2,4-Trimethylpentane	109	70-130
Benzene	98	70-130
1,2-Dichloroethane	97	70-130
Heptane	103	70-130
Trichloroethene	98	70-130
1,2-Dichloropropane	102	70-130
1,4-Dioxane	100	70-130
Bromodichloromethane	103	70-130
cis-1,3-Dichloropropene	98	70-130
4-Methyl-2-pentanone	106	70-130
Toluene	102	70-130
trans-1,3-Dichloropropene	101	70-130
1,1,2-Trichloroethane	99	70-130
Tetrachloroethene	99	70-130
2-Hexanone	112	70-130

eurofins | Air Toxics

Client Sample ID: LCS

Lab ID#: 1506414-07A

EPA METHOD TO-15 GC/MS FULL SCAN

File Name:	**a062403**	**Date of Collection: NA**	
Dil. Factor:	**1.00**	**Date of Analysis: 6/24/15 11:33 AM**	

Compound	%Recovery	Method Limits
Dibromochloromethane	102	70-130
1,2-Dibromoethane (EDB)	101	70-130
Chlorobenzene	98	70-130
Ethyl Benzene	99	70-130
m,p-Xylene	107	70-130
o-Xylene	106	70-130
Styrene	109	70-130
Bromoform	102	70-130
Cumene	105	70-130
1,1,2,2-Tetrachloroethane	102	70-130
Propylbenzene	107	70-130
4-Ethyltoluene	107	70-130
1,3,5-Trimethylbenzene	105	70-130
1,2,4-Trimethylbenzene	108	70-130
1,3-Dichlorobenzene	102	70-130
1,4-Dichlorobenzene	103	70-130
alpha-Chlorotoluene	105	70-130
1,2-Dichlorobenzene	102	70-130
1,2,4-Trichlorobenzene	103	70-130
Hexachlorobutadiene	99	70-130

Container Type: NA - Not Applicable

Surrogates	%Recovery	Method Limits
Toluene-d8	102	70-130
1,2-Dichloroethane-d4	100	70-130
4-Bromofluorobenzene	97	70-130

eurofins | Air Toxics

Client Sample ID: LCSD

Lab ID#: 1506414-07AA

EPA METHOD TO-15 GC/MS FULL SCAN

File Name:	a062404	Date of Collection: NA	
Dil. Factor:	1.00	Date of Analysis: 6/24/15 12:12 PM	

Compound	%Recovery	Method Limits
Freon 12	100	70-130
Freon 114	100	70-130
Chloromethane	95	70-130
Vinyl Chloride	98	70-130
1,3-Butadiene	95	70-130
Bromomethane	98	70-130
Chloroethane	101	70-130
Freon 11	96	70-130
Ethanol	95	70-130
Freon 113	90	70-130
1,1-Dichloroethene	92	70-130
Acetone	90	70-130
2-Propanol	104	70-130
Carbon Disulfide	84	70-130
3-Chloropropene	94	70-130
Methylene Chloride	97	70-130
Methyl tert-butyl ether	96	70-130
trans-1,2-Dichloroethene	86	70-130
Hexane	99	70-130
1,1-Dichloroethane	98	70-130
2-Butanone (Methyl Ethyl Ketone)	101	70-130
cis-1,2-Dichloroethene	108	70-130
Tetrahydrofuran	96	70-130
Chloroform	98	70-130
1,1,1-Trichloroethane	97	70-130
Cyclohexane	103	70-130
Carbon Tetrachloride	95	70-130
2,2,4-Trimethylpentane	106	70-130
Benzene	97	70-130
1,2-Dichloroethane	96	70-130
Heptane	103	70-130
Trichloroethene	98	70-130
1,2-Dichloropropane	100	70-130
1,4-Dioxane	99	70-130
Bromodichloromethane	102	70-130
cis-1,3-Dichloropropene	98	70-130
4-Methyl-2-pentanone	105	70-130
Toluene	101	70-130
trans-1,3-Dichloropropene	100	70-130
1,1,2-Trichloroethane	99	70-130
Tetrachloroethene	96	70-130
2-Hexanone	108	70-130

eurofins | Air Toxics

Client Sample ID: LCSD

Lab ID#: 1506414-07AA

EPA METHOD TO-15 GC/MS FULL SCAN

File Name:	**a062404**	**Date of Collection: NA**	
Dil. Factor:	**1.00**	**Date of Analysis: 6/24/15 12:12 PM**	

Compound	**%Recovery**	**Method Limits**
Dibromochloromethane	100	70-130
1,2-Dibromoethane (EDB)	100	70-130
Chlorobenzene	96	70-130
Ethyl Benzene	97	70-130
m,p-Xylene	104	70-130
o-Xylene	105	70-130
Styrene	107	70-130
Bromoform	100	70-130
Cumene	104	70-130
1,1,2,2-Tetrachloroethane	101	70-130
Propylbenzene	106	70-130
4-Ethyltoluene	105	70-130
1,3,5-Trimethylbenzene	105	70-130
1,2,4-Trimethylbenzene	108	70-130
1,3-Dichlorobenzene	101	70-130
1,4-Dichlorobenzene	102	70-130
alpha-Chlorotoluene	104	70-130
1,2-Dichlorobenzene	101	70-130
1,2,4-Trichlorobenzene	101	70-130
Hexachlorobutadiene	100	70-130

Container Type: NA - Not Applicable

Surrogates	**%Recovery**	**Method Limits**
Toluene-d8	102	70-130
1,2-Dichloroethane-d4	96	70-130
4-Bromofluorobenzene	98	70-130

SUBCONTRACT ORDER

Turner Laboratories, Inc.

15F0679

SENDING LABORATORY:

Turner Laboratories, Inc.
2445 N. Coyote Drive, Ste #104
Tucson, AZ 85745
Phone: 520.882.5880
Fax: 520.882.9788
Project Manager: Terri Garcia

RECEIVING LABORATORY:

Air Toxics Ltd.
180 Blue Ravine Rd., Suite B
Folsom, CA 95630
Phone :(800) 985-5955
Fax:
Please CC dweyer@turnerlabs.com

Analysis	Expires	Comments
01A **Sample ID: 15F0679-01 Air and Emissior Sampled:06/19/2015 10:29**		
TO15Mod	06/26/2015 10:29	
TO15	06/26/2015 10:29	
Containers Supplied:		
02A **Sample ID: 15F0679-02 Air and Emissior Sampled:06/19/2015 10:35**		
TO15Mod	06/26/2015 10:35	
TO15	06/26/2015 10:35	
Containers Supplied: Vaccuum malfunction		
03A **Sample ID: 15F0679-03 Air and Emissior Sampled:06/19/2015 10:50**		
TO15Mod	06/26/2015 10:50	
TO15	06/26/2015 10:50	
Containers Supplied:		
04A **Sample ID: 15F0679-04 Air and Emissior Sampled:06/19/2015 10:42**		
TO15Mod	06/26/2015 10:42	
TO15	06/26/2015 10:42	
Containers Supplied:		

3DAY Rush Report Friday

1506414

Custody Seal Intact?
Y N None Temp

Released By	Date	Received By	Date
	6/22/15 1600	Fedex	6/22/15 1600
Released By	Date	Received By	Date
			6/23/15 0955

ORGANIC DATA ASSESSMENT SUMMARY

Project Information			
Project Name:	PTRL	Lab Name:	Air Toxics
Project Number:	1420112030	Lab Report Number:	15F0679
Reviewer's Signature:	Crystal Neirby	Number of Samples:	4 primary
Review Date:	6/26/2015	Matrix:	Air

Assessment Summary

Using the codes O, M, Z, and X described below, complete the table for a single quality control batch or sample delivery group. Identify comments by means of a footnote, e.g. M(2), describe in the space provided.

Method Name:	VOCs			
Method Number:	TO-15			
1. Preservation/hold times	O			
2. Blanks	O			
3. Surrogates	O			
4. Matrix spike/dup	NA			
5. Lab QC samples	O			
6. Overall assessment	O			

Assessment Codes:

O = No quality controls (QC) problems were identified for these criteria.

M = The results are qualified due to QC problems. The quantitative results will be qualified with a QC flag indicating that the results are estimated due to error greater than specified in the method.

Z = The results are unacceptable due to gross QC problems. The results will be qualified as rejected (R).

X = QC problems were identified, but they do not affect the results, or the reviewer is not certain of the effect on the results; or supporting documentation or data is not present in the laboratory data package.

NA = Not applicable

Attachment 6 - Laboratory Reports for April 2015 Soil Vapor Samples (CD only)

May 07, 2015

Jeff Christensen
University of Arizona- Risk Management Services
PO Box 210300, RM A414
Tucson, AZ 85721

TEL (520) 621-5861
FAX (520) 621-3706

Work Order No.: 15D0647

RE: Page Ranch - Vadose Zone

Dear Jeff Christensen,

Turner Laboratories, Inc. received 8 sample(s) on 04/22/2015 for the analyses presented in the following report.

All results are intended to be considered in their entirety, and Turner Laboratories, Inc. is not responsible for use of less than the complete report. Results apply only to the samples analyzed. Samples will be disposed of 30 days after issue of our report unless special arrangements are made.

The pages that follow may contain sensitive, privileged or confidential information intended solely for the addressee named above. If you receive this message and are not the agent or employee of the addressee, this communication has been sent in error. Please do not disseminate or copy any of the attached and notify the sender immediately by telephone. Please also return the attached sheet(s) to the sender by mail.

Please call if you have any questions.

Respectfully submitted,

Turner Laboratories, Inc.
ADHS License AZ0066

Terri L. Garcia

Terri Garcia
Technical Director

Client: University of Arizona- Risk Management Servic
Project: Page Ranch - Vadose Zone
Work Order: 15D0647
Date Received: 04/22/2015

Work Order Sample Summary

Lab Sample ID	Client Sample ID	Matrix	Collection Date/Time
15D0647-01	MW #2 11413	Air and Emissions	04/22/2015 0930
15D0647-02	SGD-DP 1L1706	Air and Emissions	04/22/2015 0952
15D0647-03	SGD-MP 1L1619	Air and Emissions	04/22/2015 1022
15D0647-04	SGD-MP Dup 37342	Air and Emissions	04/22/2015 1022
15D0647-05	Field Blank 27800	Air and Emissions	04/22/2015 1102
15D0647-06	SGD-SP 1L1698	Air and Emissions	04/22/2015 1011
15D0647-07	SGS-SP 1L1515	Air and Emissions	04/22/2015 1047
15D0647-08	MW#5 36430	Air and Emissions	04/22/2015 1124

Client: University of Arizona- Risk Management Services
Project: Page Ranch - Vadose Zone
Work Order: 15D0647
Date Received: 04/22/2015

Case Narrative

The TO-15 analyses were performed by Air Toxics, LTD. in Folsom, CA.

5D0647

Air Toxics LTD.

CHAIN-OF-CUSTODY RECORD

Sample Transportation Notice
Relinquishing signature on this document indicates that sample is being shipped in compliance with all applicable local, State, Federal, national, and international laws, regulations and ordinances of any kind. Air Toxics Limited assumes no liability with respect to the collection, handling or shipping of these samples. Relinquishing signature also indicates agreement to hold harmless, defend, and indemnify Air Toxics Limited against any claim, demand, or action, of any kind, related to the collection, handling, or shipping of samples. D.O.T. Hotline (800) 467-4922

180 BLUE RAVINE ROAD, SUITE B
FOLSOM, CA 95630-4719
(916) 985-1000 FAX (916) 985-1020

Project Manager Lloyd Wundrock
Collected by: (Print and Sign) Jeff Christensen
Company UA Risk Management Email
Address PO Box 210300 City Tucson State AZ Zip 85721
Phone 520-621-1790 Fax 520-621-3706

Project Info:
P.O. #
Project #
Project Name Page Ranch SVE

Turn Around Time:
☑ Normal
☐ Rush
specify

Lab Use Only
Pressurized by:
Date:
Pressurization Gas:
☐ N_2 ☐ He

Lab I.D.	Field Sample I.D. (Location)	Can #	Date of Collection	Time of Collection	Analyses Requested	Canister Pressure/Vacuum Initial	Final	Receipt	Final (psi)
	MW #2	11413	4/22/15	9:30	TO-15	26"	3"		
	SGD-DP	1L1706	4/22/15	9:53	TO-15	29"	3"		
	SGD-MP	1L1619	4/22/15	10:22	TO-15	27"	3"		
	SGD-MP Dup	37342	4/22/15	10.22	TO-15	27"	3"		
	Field Blank	27800	4/22/15	11:02	TO-15	27"	3"		
	SGD-SP	1L1698	4/22/15	10:11	TO-15	26"	3"		
	SGS-SP	1L1515	4/22/15	10:47	TO-15	25"	3"		
	MW #5	36430	4/22/15	11:24	TO-15	25"	3"		

Relinquished by: (signature)	Date/Time	Received by: (signature)	Date/Time
[signature]	4/22/15 1324	[signature]	4/22/15 1304
Relinquished by: (signature)	Date/Time	Received by: (signature)	Date/Time
Relinquished by: (signature)	Date/Time	Received by: (signature)	Date/Time

Notes:
22.9°C @ TurnerLabs

Lab Use Only

Shipper Name	Air Bill #	Temp (°C)	Condition	Custody Seals Intact?	Work Order #
				Yes No None	

Form 1293 rev.11

eurofins | Air Toxics

5/6/2015
Terri Garcia
Turner Laboratories, Inc.
2445 North Coyote Drive
Suite 104
Tucson AZ 85745

Project Name: Page Ranch SVE
Project #:
Workorder #: 1504421

Dear Terri Garcia

The following report includes the data for the above referenced project for sample(s) received on 4/23/2015 at Air Toxics Ltd.

The data and associated QC analyzed by TO-15 are compliant with the project requirements or laboratory criteria with the exception of the deviations noted in the attached case narrative.

Thank you for choosing Air Toxics Ltd. for your air analysis needs. Air Toxics Ltd. is committed to providing accurate data of the highest quality. Please feel free to contact the Project Manager: Kyle Vagadori at 916-985-1000 if you have any questions regarding the data in this report.

Regards,

Kyle Vagadori
Project Manager

eurofins | Air Toxics

WORK ORDER #: 1504421

Work Order Summary

CLIENT:	Terri Garcia Turner Laboratories, Inc. 2445 North Coyote Drive Suite 104 Tucson, AZ 85745	**BILL TO:**	Terri Garcia Turner Laboratories, Inc. 2445 North Coyote Drive Suite 104 Tucson, AZ 85745
PHONE:	520-882-5880	**P.O. #**	
FAX:	520-882-9788	**PROJECT #**	Page Ranch SVE
DATE RECEIVED:	04/23/2015	**CONTACT:**	Kyle Vagadori
DATE COMPLETED:	05/06/2015		

FRACTION #	NAME	TEST	RECEIPT VAC./PRES.	FINAL PRESSURE
01A	MW #2	TO-15	5.5 "Hg	14.7 psi
02A	SGD-DP	TO-15	8.4 "Hg	14.9 psi
03A	SGD-MP	TO-15	6.1 "Hg	15 psi
04A	SGD-MP Dup	TO-15	6.7 "Hg	15.3 psi
05A	Field Blank	TO-15	7.1 "Hg	15.2 psi
06A	SGD-SP	TO-15	6.5 "Hg	14.8 psi
07A	SGS-SP	TO-15	4.3 "Hg	15 psi
08A	MW #5	TO-15	5.7 "Hg	15.1 psi
09A	Lab Blank	TO-15	NA	NA
09B	Lab Blank	TO-15	NA	NA
10A	CCV	TO-15	NA	NA
10B	CCV	TO-15	NA	NA
11A	LCS	TO-15	NA	NA
11AA	LCSD	TO-15	NA	NA
11B	LCS	TO-15	NA	NA
11BB	LCSD	TO-15	NA	NA

CERTIFIED BY: Heidi Hayes DATE: 05/06/15

Technical Director

Certification numbers: AZ Licensure AZ0775, NJ NELAP - CA016, NY NELAP - 11291,
TX NELAP - T104704343-14-7, UT NELAP CA009332014-5, VA NELAP - 460197, WA NELAP - C935
Name of Accreditation Body: NELAP/ORELAP (Oregon Environmental Laboratory Accreditation Program)
Accreditation number: CA300005, Effective date: 10/18/2014, Expiration date: 10/17/2015.
Eurofins Air Toxics Inc.. certifies that the test results contained in this report meet all requirements of the NELAC standards

This report shall not be reproduced, except in full, without the written approval of Eurofins Air Toxics, Inc.

180 BLUE RAVINE ROAD, SUITE B FOLSOM, CA - 9563
(916) 985-1000 . (800) 985-5955 . FAX (916) 985-1020

eurofins | Air Toxics

LABORATORY NARRATIVE
EPA Method TO-15
Turner Laboratories, Inc.
Workorder# 1504421

Eight 1 Liter Summa Canister samples were received on April 23, 2015. The laboratory performed analysis via EPA Method TO-15 using GC/MS in the full scan mode.

This workorder was independently validated prior to submittal using 'USEPA National Functional Guidelines' as generally applied to the analysis of volatile organic compounds in air. A rules-based, logic driven, independent validation engine was employed to assess completeness, evaluate pass/fail of relevant project quality control requirements and verification of all quantified amounts.

Receiving Notes

There were no receiving discrepancies.

Analytical Notes

Dilution was performed on samples SGD-DP, SGD-SP, and SGS-SP due to the presence of high level target species.

All Quality Control Limit exceedances and affected sample results are noted by flags. Each flag is defined at the bottom of this Case Narrative and on each Sample Result Summary page.

The Relative Percent Difference (RPD) of the LCS/LCSD analyzed on 04/27/2015 exceeded acceptance limits for 1,2,4-Trichlorobenzene and Hexachlorobutadiene.

Definition of Data Qualifying Flags

Eight qualifiers may have been used on the data analysis sheets and indicates as follows:

B - Compound present in laboratory blank greater than reporting limit (background subtraction not performed).

J - Estimated value.

E - Exceeds instrument calibration range.

S - Saturated peak.

Q - Exceeds quality control limits.

U - Compound analyzed for but not detected above the reporting limit, LOD, or MDL value. See data page for project specific U-flag definition.

UJ- Non-detected compound associated with low bias in the CCV

N - The identification is based on presumptive evidence.

File extensions may have been used on the data analysis sheets and indicates as follows:

a-File was requantified

b-File was quantified by a second column and detector

r1-File was requantified for the purpose of reissue

eurofins | Air Toxics

Summary of Detected Compounds
EPA METHOD TO-15 GC/MS FULL SCAN

Client Sample ID: MW #2

Lab ID#: 1504421-01A

Compound	Rpt. Limit (ppbv)	Amount (ppbv)	Rpt. Limit (ug/m3)	Amount (ug/m3)
Freon 12	1.2	6.7	6.0	33
Freon 11	1.2	130	6.9	740
Ethanol	4.9	5.0	9.2	9.5
Freon 113	1.2	2.0	9.4	16
Acetone	12	14	29	34
Carbon Tetrachloride	1.2	5.4	7.7	34
m,p-Xylene	1.2	1.2	5.3	5.3

Client Sample ID: SGD-DP

Lab ID#: 1504421-02A

Compound	Rpt. Limit (ppbv)	Amount (ppbv)	Rpt. Limit (ug/m3)	Amount (ug/m3)
Freon 12	56	340	280	1700
Freon 11	56	9000	310	51000
Ethanol	220	5100	420	9700
Freon 113	56	170	430	1300
Chloroform	56	2000	270	9600
Carbon Tetrachloride	56	330	350	2100
Trichloroethene	56	250	300	1300
Toluene	56	140	210	520

Client Sample ID: SGD-MP

Lab ID#: 1504421-03A

Compound	Rpt. Limit (ppbv)	Amount (ppbv)	Rpt. Limit (ug/m3)	Amount (ug/m3)
Freon 11	1.3	26	7.1	150
Ethanol	5.1	28	9.6	53
Chloroform	1.3	390	6.2	1900
Carbon Tetrachloride	1.3	10	8.0	64
Trichloroethene	1.3	44	6.8	240
Tetrachloroethene	1.3	9.6	8.6	65

eurofins | Air Toxics

Summary of Detected Compounds
EPA METHOD TO-15 GC/MS FULL SCAN

Client Sample ID: SGD-MP Dup

Lab ID#: 1504421-04A

Compound	Rpt. Limit (ppbv)	Amount (ppbv)	Rpt. Limit (ug/m3)	Amount (ug/m3)
Freon 11	1.3	25	7.4	140
Ethanol	5.3	23	9.9	43
Chloroform	1.3	380	6.4	1800
Carbon Tetrachloride	1.3	8.4	8.3	53
Trichloroethene	1.3	44	7.1	240
Tetrachloroethene	1.3	9.3	8.9	63
m,p-Xylene	1.3	1.4	5.7	6.1

Client Sample ID: Field Blank

Lab ID#: 1504421-05A

No Detections Were Found.

Client Sample ID: SGD-SP

Lab ID#: 1504421-06A

Compound	Rpt. Limit (ppbv)	Amount (ppbv)	Rpt. Limit (ug/m3)	Amount (ug/m3)
Freon 12	130	600	630	3000
Freon 11	130	10000	720	57000
Ethanol	510	12000	960	24000
Freon 113	130	250	980	2000
Chloroform	130	32000	620	150000
Carbon Tetrachloride	130	770	800	4900
Trichloroethene	130	860	690	4600
Toluene	130	320	480	1200
Tetrachloroethene	130	220	870	1500
m,p-Xylene	130	140	560	620

Client Sample ID: SGS-SP

Lab ID#: 1504421-07A

Compound	Rpt. Limit (ppbv)	Amount (ppbv)	Rpt. Limit (ug/m3)	Amount (ug/m3)
Freon 12	3.1	7.0	16	35

eurofins | Air Toxics

Summary of Detected Compounds
EPA METHOD TO-15 GC/MS FULL SCAN

Client Sample ID: SGS-SP

Lab ID#: 1504421-07A

Chloromethane	31	36	65	74
Freon 11	3.1	290	18	1600
Freon 113	3.1	15	24	120
1,1-Dichloroethene	3.1	6.3	12	25
Carbon Disulfide	12	23	39	71
Chloroform	3.1	1000	15	5000
Cyclohexane	3.1	3.3	11	11
Carbon Tetrachloride	3.1	37	20	240
1,2-Dichloroethane	3.1	10	13	43
Trichloroethene	3.1	45	17	240
1,2-Dichloropropane	3.1	3.2	14	14
Tetrachloroethene	3.1	20	21	140

Client Sample ID: MW #5

Lab ID#: 1504421-08A

Compound	Rpt. Limit (ppbv)	Amount (ppbv)	Rpt. Limit (ug/m3)	Amount (ug/m3)
Freon 12	1.2	1.5	6.2	7.6
Freon 11	1.2	130	7.0	760
Ethanol	5.0	5.8	9.4	11
Freon 113	1.2	1.8	9.6	14
Acetone	12	20	30	48
Hexane	1.2	15	4.4	52
Tetrahydrofuran	1.2	2.4	3.7	7.0
Carbon Tetrachloride	1.2	1.9	7.9	12
Toluene	1.2	7.1	4.7	27
m,p-Xylene	1.2	1.4	5.4	5.9

eurofins | Air Toxics

Client Sample ID: MW #2

Lab ID#: 1504421-01A

EPA METHOD TO-15 GC/MS FULL SCAN

File Name:	a042621	Date of Collection:	4/22/15 9:30:00 AM
Dil. Factor:	2.45	Date of Analysis:	4/26/15 11:35 PM

Compound	Rpt. Limit (ppbv)	Amount (ppbv)	Rpt. Limit (ug/m3)	Amount (ug/m3)
Freon 12	1.2	6.7	6.0	33
Freon 114	1.2	Not Detected	8.6	Not Detected
Chloromethane	12	Not Detected	25	Not Detected
Vinyl Chloride	1.2	Not Detected	3.1	Not Detected
1,3-Butadiene	1.2	Not Detected	2.7	Not Detected
Bromomethane	12	Not Detected	48	Not Detected
Chloroethane	4.9	Not Detected	13	Not Detected
Freon 11	1.2	130	6.9	740
Ethanol	4.9	5.0	9.2	9.5
Freon 113	1.2	2.0	9.4	16
1,1-Dichloroethene	1.2	Not Detected	4.8	Not Detected
Acetone	12	14	29	34
2-Propanol	4.9	Not Detected	12	Not Detected
Carbon Disulfide	4.9	Not Detected	15	Not Detected
3-Chloropropene	4.9	Not Detected	15	Not Detected
Methylene Chloride	12	Not Detected	42	Not Detected
Methyl tert-butyl ether	1.2	Not Detected	4.4	Not Detected
trans-1,2-Dichloroethene	1.2	Not Detected	4.8	Not Detected
Hexane	1.2	Not Detected	4.3	Not Detected
1,1-Dichloroethane	1.2	Not Detected	5.0	Not Detected
2-Butanone (Methyl Ethyl Ketone)	4.9	Not Detected	14	Not Detected
cis-1,2-Dichloroethene	1.2	Not Detected	4.8	Not Detected
Tetrahydrofuran	1.2	Not Detected	3.6	Not Detected
Chloroform	1.2	Not Detected	6.0	Not Detected
1,1,1-Trichloroethane	1.2	Not Detected	6.7	Not Detected
Cyclohexane	1.2	Not Detected	4.2	Not Detected
Carbon Tetrachloride	1.2	5.4	7.7	34
2,2,4-Trimethylpentane	1.2	Not Detected	5.7	Not Detected
Benzene	1.2	Not Detected	3.9	Not Detected
1,2-Dichloroethane	1.2	Not Detected	5.0	Not Detected
Heptane	1.2	Not Detected	5.0	Not Detected
Trichloroethene	1.2	Not Detected	6.6	Not Detected
1,2-Dichloropropane	1.2	Not Detected	5.7	Not Detected
1,4-Dioxane	4.9	Not Detected	18	Not Detected
Bromodichloromethane	1.2	Not Detected	8.2	Not Detected
cis-1,3-Dichloropropene	1.2	Not Detected	5.6	Not Detected
4-Methyl-2-pentanone	1.2	Not Detected	5.0	Not Detected
Toluene	1.2	Not Detected	4.6	Not Detected
trans-1,3-Dichloropropene	1.2	Not Detected	5.6	Not Detected
1,1,2-Trichloroethane	1.2	Not Detected	6.7	Not Detected
Tetrachloroethene	1.2	Not Detected	8.3	Not Detected
2-Hexanone	4.9	Not Detected	20	Not Detected

eurofins | Air Toxics

Client Sample ID: MW #2

Lab ID#: 1504421-01A

EPA METHOD TO-15 GC/MS FULL SCAN

File Name:	a042621	Date of Collection:	4/22/15 9:30:00 AM
Dil. Factor:	2.45	Date of Analysis:	4/26/15 11:35 PM

Compound	Rpt. Limit (ppbv)	Amount (ppbv)	Rpt. Limit (ug/m3)	Amount (ug/m3)
Dibromochloromethane	1.2	Not Detected	10	Not Detected
1,2-Dibromoethane (EDB)	1.2	Not Detected	9.4	Not Detected
Chlorobenzene	1.2	Not Detected	5.6	Not Detected
Ethyl Benzene	1.2	Not Detected	5.3	Not Detected
m,p-Xylene	1.2	1.2	5.3	5.3
o-Xylene	1.2	Not Detected	5.3	Not Detected
Styrene	1.2	Not Detected	5.2	Not Detected
Bromoform	1.2	Not Detected	13	Not Detected
Cumene	1.2	Not Detected	6.0	Not Detected
1,1,2,2-Tetrachloroethane	1.2	Not Detected	8.4	Not Detected
Propylbenzene	1.2	Not Detected	6.0	Not Detected
4-Ethyltoluene	1.2	Not Detected	6.0	Not Detected
1,3,5-Trimethylbenzene	1.2	Not Detected	6.0	Not Detected
1,2,4-Trimethylbenzene	1.2	Not Detected	6.0	Not Detected
1,3-Dichlorobenzene	1.2	Not Detected	7.4	Not Detected
1,4-Dichlorobenzene	1.2	Not Detected	7.4	Not Detected
alpha-Chlorotoluene	1.2	Not Detected	6.3	Not Detected
1,2-Dichlorobenzene	1.2	Not Detected	7.4	Not Detected
1,2,4-Trichlorobenzene	4.9	Not Detected UJ	36	Not Detected UJ
Hexachlorobutadiene	4.9	Not Detected UJ	52	Not Detected UJ

UJ = Analyte associated with low bias in the CCV and/or LCS.

Container Type: 1 Liter Summa Canister

Surrogates	%Recovery	Method Limits
Toluene-d8	103	70-130
1,2-Dichloroethane-d4	105	70-130
4-Bromofluorobenzene	90	70-130

eurofins | Air Toxics

Client Sample ID: SGD-DP

Lab ID#: 1504421-02A

EPA METHOD TO-15 GC/MS FULL SCAN

File Name:	a042627	Date of Collection:	4/22/15 9:52:00 AM
Dil. Factor:	112	Date of Analysis:	4/27/15 03:59 AM

Compound	Rpt. Limit (ppbv)	Amount (ppbv)	Rpt. Limit (ug/m3)	Amount (ug/m3)
Freon 12	56	340	280	1700
Freon 114	56	Not Detected	390	Not Detected
Chloromethane	560	Not Detected	1200	Not Detected
Vinyl Chloride	56	Not Detected	140	Not Detected
1,3-Butadiene	56	Not Detected	120	Not Detected
Bromomethane	560	Not Detected	2200	Not Detected
Chloroethane	220	Not Detected	590	Not Detected
Freon 11	56	9000	310	51000
Ethanol	220	5100	420	9700
Freon 113	56	170	430	1300
1,1-Dichloroethene	56	Not Detected	220	Not Detected
Acetone	560	Not Detected	1300	Not Detected
2-Propanol	220	Not Detected	550	Not Detected
Carbon Disulfide	220	Not Detected	700	Not Detected
3-Chloropropene	220	Not Detected	700	Not Detected
Methylene Chloride	560	Not Detected	1900	Not Detected
Methyl tert-butyl ether	56	Not Detected	200	Not Detected
trans-1,2-Dichloroethene	56	Not Detected	220	Not Detected
Hexane	56	Not Detected	200	Not Detected
1,1-Dichloroethane	56	Not Detected	230	Not Detected
2-Butanone (Methyl Ethyl Ketone)	220	Not Detected	660	Not Detected
cis-1,2-Dichloroethene	56	Not Detected	220	Not Detected
Tetrahydrofuran	56	Not Detected	160	Not Detected
Chloroform	56	2000	270	9600
1,1,1-Trichloroethane	56	Not Detected	300	Not Detected
Cyclohexane	56	Not Detected	190	Not Detected
Carbon Tetrachloride	56	330	350	2100
2,2,4-Trimethylpentane	56	Not Detected	260	Not Detected
Benzene	56	Not Detected	180	Not Detected
1,2-Dichloroethane	56	Not Detected	230	Not Detected
Heptane	56	Not Detected	230	Not Detected
Trichloroethene	56	250	300	1300
1,2-Dichloropropane	56	Not Detected	260	Not Detected
1,4-Dioxane	220	Not Detected	810	Not Detected
Bromodichloromethane	56	Not Detected	380	Not Detected
cis-1,3-Dichloropropene	56	Not Detected	250	Not Detected
4-Methyl-2-pentanone	56	Not Detected	230	Not Detected
Toluene	56	140	210	520
trans-1,3-Dichloropropene	56	Not Detected	250	Not Detected
1,1,2-Trichloroethane	56	Not Detected	300	Not Detected
Tetrachloroethene	56	Not Detected	380	Not Detected
2-Hexanone	220	Not Detected	920	Not Detected

eurofins | Air Toxics

Client Sample ID: SGD-DP

Lab ID#: 1504421-02A

EPA METHOD TO-15 GC/MS FULL SCAN

File Name:	a042627	Date of Collection:	4/22/15 9:52:00 AM
Dil. Factor:	112	Date of Analysis:	4/27/15 03:59 AM

Compound	Rpt. Limit (ppbv)	Amount (ppbv)	Rpt. Limit (ug/m3)	Amount (ug/m3)
Dibromochloromethane	56	Not Detected	480	Not Detected
1,2-Dibromoethane (EDB)	56	Not Detected	430	Not Detected
Chlorobenzene	56	Not Detected	260	Not Detected
Ethyl Benzene	56	Not Detected	240	Not Detected
m,p-Xylene	56	Not Detected	240	Not Detected
o-Xylene	56	Not Detected	240	Not Detected
Styrene	56	Not Detected	240	Not Detected
Bromoform	56	Not Detected	580	Not Detected
Cumene	56	Not Detected	280	Not Detected
1,1,2,2-Tetrachloroethane	56	Not Detected	380	Not Detected
Propylbenzene	56	Not Detected	280	Not Detected
4-Ethyltoluene	56	Not Detected	280	Not Detected
1,3,5-Trimethylbenzene	56	Not Detected	280	Not Detected
1,2,4-Trimethylbenzene	56	Not Detected	280	Not Detected
1,3-Dichlorobenzene	56	Not Detected	340	Not Detected
1,4-Dichlorobenzene	56	Not Detected	340	Not Detected
alpha-Chlorotoluene	56	Not Detected	290	Not Detected
1,2-Dichlorobenzene	56	Not Detected	340	Not Detected
1,2,4-Trichlorobenzene	220	Not Detected UJ	1700	Not Detected UJ
Hexachlorobutadiene	220	Not Detected UJ	2400	Not Detected UJ

UJ = Analyte associated with low bias in the CCV and/or LCS.

Container Type: 1 Liter Summa Canister

Surrogates	%Recovery	Method Limits
Toluene-d8	102	70-130
1,2-Dichloroethane-d4	107	70-130
4-Bromofluorobenzene	95	70-130

eurofins | Air Toxics

Client Sample ID: SGD-MP

Lab ID#: 1504421-03A

EPA METHOD TO-15 GC/MS FULL SCAN

File Name:	a042622	Date of Collection:	4/22/15 10:22:00 AM
Dil. Factor:	2.54	Date of Analysis:	4/27/15 12:03 AM

Compound	Rpt. Limit (ppbv)	Amount (ppbv)	Rpt. Limit (ug/m3)	Amount (ug/m3)
Freon 12	1.3	Not Detected	6.3	Not Detected
Freon 114	1.3	Not Detected	8.9	Not Detected
Chloromethane	13	Not Detected	26	Not Detected
Vinyl Chloride	1.3	Not Detected	3.2	Not Detected
1,3-Butadiene	1.3	Not Detected	2.8	Not Detected
Bromomethane	13	Not Detected	49	Not Detected
Chloroethane	5.1	Not Detected	13	Not Detected
Freon 11	1.3	26	7.1	150
Ethanol	5.1	28	9.6	53
Freon 113	1.3	Not Detected	9.7	Not Detected
1,1-Dichloroethene	1.3	Not Detected	5.0	Not Detected
Acetone	13	Not Detected	30	Not Detected
2-Propanol	5.1	Not Detected	12	Not Detected
Carbon Disulfide	5.1	Not Detected	16	Not Detected
3-Chloropropene	5.1	Not Detected	16	Not Detected
Methylene Chloride	13	Not Detected	44	Not Detected
Methyl tert-butyl ether	1.3	Not Detected	4.6	Not Detected
trans-1,2-Dichloroethene	1.3	Not Detected	5.0	Not Detected
Hexane	1.3	Not Detected	4.5	Not Detected
1,1-Dichloroethane	1.3	Not Detected	5.1	Not Detected
2-Butanone (Methyl Ethyl Ketone)	5.1	Not Detected	15	Not Detected
cis-1,2-Dichloroethene	1.3	Not Detected	5.0	Not Detected
Tetrahydrofuran	1.3	Not Detected	3.7	Not Detected
Chloroform	1.3	390	6.2	1900
1,1,1-Trichloroethane	1.3	Not Detected	6.9	Not Detected
Cyclohexane	1.3	Not Detected	4.4	Not Detected
Carbon Tetrachloride	1.3	10	8.0	64
2,2,4-Trimethylpentane	1.3	Not Detected	5.9	Not Detected
Benzene	1.3	Not Detected	4.0	Not Detected
1,2-Dichloroethane	1.3	Not Detected	5.1	Not Detected
Heptane	1.3	Not Detected	5.2	Not Detected
Trichloroethene	1.3	44	6.8	240
1,2-Dichloropropane	1.3	Not Detected	5.9	Not Detected
1,4-Dioxane	5.1	Not Detected	18	Not Detected
Bromodichloromethane	1.3	Not Detected	8.5	Not Detected
cis-1,3-Dichloropropene	1.3	Not Detected	5.8	Not Detected
4-Methyl-2-pentanone	1.3	Not Detected	5.2	Not Detected
Toluene	1.3	Not Detected	4.8	Not Detected
trans-1,3-Dichloropropene	1.3	Not Detected	5.8	Not Detected
1,1,2-Trichloroethane	1.3	Not Detected	6.9	Not Detected
Tetrachloroethene	1.3	9.6	8.6	65
2-Hexanone	5.1	Not Detected	21	Not Detected

eurofins | Air Toxics

Client Sample ID: SGD-MP

Lab ID#: 1504421-03A

EPA METHOD TO-15 GC/MS FULL SCAN

File Name:	a042622	Date of Collection:	4/22/15 10:22:00 AM
Dil. Factor:	2.54	Date of Analysis:	4/27/15 12:03 AM

Compound	Rpt. Limit (ppbv)	Amount (ppbv)	Rpt. Limit (ug/m3)	Amount (ug/m3)
Dibromochloromethane	1.3	Not Detected	11	Not Detected
1,2-Dibromoethane (EDB)	1.3	Not Detected	9.8	Not Detected
Chlorobenzene	1.3	Not Detected	5.8	Not Detected
Ethyl Benzene	1.3	Not Detected	5.5	Not Detected
m,p-Xylene	1.3	Not Detected	5.5	Not Detected
o-Xylene	1.3	Not Detected	5.5	Not Detected
Styrene	1.3	Not Detected	5.4	Not Detected
Bromoform	1.3	Not Detected	13	Not Detected
Cumene	1.3	Not Detected	6.2	Not Detected
1,1,2,2-Tetrachloroethane	1.3	Not Detected	8.7	Not Detected
Propylbenzene	1.3	Not Detected	6.2	Not Detected
4-Ethyltoluene	1.3	Not Detected	6.2	Not Detected
1,3,5-Trimethylbenzene	1.3	Not Detected	6.2	Not Detected
1,2,4-Trimethylbenzene	1.3	Not Detected	6.2	Not Detected
1,3-Dichlorobenzene	1.3	Not Detected	7.6	Not Detected
1,4-Dichlorobenzene	1.3	Not Detected	7.6	Not Detected
alpha-Chlorotoluene	1.3	Not Detected	6.6	Not Detected
1,2-Dichlorobenzene	1.3	Not Detected	7.6	Not Detected
1,2,4-Trichlorobenzene	5.1	Not Detected UJ	38	Not Detected UJ
Hexachlorobutadiene	5.1	Not Detected UJ	54	Not Detected UJ

UJ = Analyte associated with low bias in the CCV and/or LCS.

Container Type: 1 Liter Summa Canister

Surrogates	%Recovery	Method Limits
Toluene-d8	102	70-130
1,2-Dichloroethane-d4	104	70-130
4-Bromofluorobenzene	90	70-130

eurofins | Air Toxics

Client Sample ID: SGD-MP Dup

Lab ID#: 1504421-04A

EPA METHOD TO-15 GC/MS FULL SCAN

File Name:	a042713	Date of Collection:	4/22/15 10:22:00 AM
Dil. Factor:	2.63	Date of Analysis:	4/27/15 09:02 PM

Compound	Rpt. Limit (ppbv)	Amount (ppbv)	Rpt. Limit (ug/m3)	Amount (ug/m3)
Freon 12	1.3	Not Detected	6.5	Not Detected
Freon 114	1.3	Not Detected	9.2	Not Detected
Chloromethane	13	Not Detected	27	Not Detected
Vinyl Chloride	1.3	Not Detected	3.4	Not Detected
1,3-Butadiene	1.3	Not Detected	2.9	Not Detected
Bromomethane	13	Not Detected	51	Not Detected
Chloroethane	5.3	Not Detected	14	Not Detected
Freon 11	1.3	25	7.4	140
Ethanol	5.3	23	9.9	43
Freon 113	1.3	Not Detected	10	Not Detected
1,1-Dichloroethene	1.3	Not Detected	5.2	Not Detected
Acetone	13	Not Detected	31	Not Detected
2-Propanol	5.3	Not Detected	13	Not Detected
Carbon Disulfide	5.3	Not Detected	16	Not Detected
3-Chloropropene	5.3	Not Detected	16	Not Detected
Methylene Chloride	13	Not Detected	46	Not Detected
Methyl tert-butyl ether	1.3	Not Detected	4.7	Not Detected
trans-1,2-Dichloroethene	1.3	Not Detected	5.2	Not Detected
Hexane	1.3	Not Detected	4.6	Not Detected
1,1-Dichloroethane	1.3	Not Detected	5.3	Not Detected
2-Butanone (Methyl Ethyl Ketone)	5.3	Not Detected	16	Not Detected
cis-1,2-Dichloroethene	1.3	Not Detected	5.2	Not Detected
Tetrahydrofuran	1.3	Not Detected	3.9	Not Detected
Chloroform	1.3	380	6.4	1800
1,1,1-Trichloroethane	1.3	Not Detected	7.2	Not Detected
Cyclohexane	1.3	Not Detected	4.5	Not Detected
Carbon Tetrachloride	1.3	8.4	8.3	53
2,2,4-Trimethylpentane	1.3	Not Detected	6.1	Not Detected
Benzene	1.3	Not Detected	4.2	Not Detected
1,2-Dichloroethane	1.3	Not Detected	5.3	Not Detected
Heptane	1.3	Not Detected	5.4	Not Detected
Trichloroethene	1.3	44	7.1	240
1,2-Dichloropropane	1.3	Not Detected	6.1	Not Detected
1,4-Dioxane	5.3	Not Detected	19	Not Detected
Bromodichloromethane	1.3	Not Detected	8.8	Not Detected
cis-1,3-Dichloropropene	1.3	Not Detected	6.0	Not Detected
4-Methyl-2-pentanone	1.3	Not Detected	5.4	Not Detected
Toluene	1.3	Not Detected	5.0	Not Detected
trans-1,3-Dichloropropene	1.3	Not Detected	6.0	Not Detected
1,1,2-Trichloroethane	1.3	Not Detected	7.2	Not Detected
Tetrachloroethene	1.3	9.3	8.9	63
2-Hexanone	5.3	Not Detected	22	Not Detected

eurofins | Air Toxics

Client Sample ID: SGD-MP Dup

Lab ID#: 1504421-04A

EPA METHOD TO-15 GC/MS FULL SCAN

File Name:	a042713	Date of Collection:	4/22/15 10:22:00 AM
Dil. Factor:	2.63	Date of Analysis:	4/27/15 09:02 PM

Compound	Rpt. Limit (ppbv)	Amount (ppbv)	Rpt. Limit (ug/m3)	Amount (ug/m3)
Dibromochloromethane	1.3	Not Detected	11	Not Detected
1,2-Dibromoethane (EDB)	1.3	Not Detected	10	Not Detected
Chlorobenzene	1.3	Not Detected	6.0	Not Detected
Ethyl Benzene	1.3	Not Detected	5.7	Not Detected
m,p-Xylene	1.3	1.4	5.7	6.1
o-Xylene	1.3	Not Detected	5.7	Not Detected
Styrene	1.3	Not Detected	5.6	Not Detected
Bromoform	1.3	Not Detected	14	Not Detected
Cumene	1.3	Not Detected	6.5	Not Detected
1,1,2,2-Tetrachloroethane	1.3	Not Detected	9.0	Not Detected
Propylbenzene	1.3	Not Detected	6.5	Not Detected
4-Ethyltoluene	1.3	Not Detected	6.5	Not Detected
1,3,5-Trimethylbenzene	1.3	Not Detected	6.5	Not Detected
1,2,4-Trimethylbenzene	1.3	Not Detected	6.5	Not Detected
1,3-Dichlorobenzene	1.3	Not Detected	7.9	Not Detected
1,4-Dichlorobenzene	1.3	Not Detected	7.9	Not Detected
alpha-Chlorotoluene	1.3	Not Detected	6.8	Not Detected
1,2-Dichlorobenzene	1.3	Not Detected	7.9	Not Detected
1,2,4-Trichlorobenzene	5.3	Not Detected UJ	39	Not Detected UJ
Hexachlorobutadiene	5.3	Not Detected UJ	56	Not Detected UJ

UJ = Analyte associated with low bias in the CCV and/or LCS.

Container Type: 1 Liter Summa Canister

Surrogates	%Recovery	Method Limits
Toluene-d8	102	70-130
1,2-Dichloroethane-d4	104	70-130
4-Bromofluorobenzene	80	70-130

eurofins | Air Toxics

Client Sample ID: Field Blank

Lab ID#: 1504421-05A

EPA METHOD TO-15 GC/MS FULL SCAN

File Name:	a042624	Date of Collection:	4/22/15 11:02:00 AM
Dil. Factor:	2.66	Date of Analysis:	4/27/15 02:08 AM

Compound	Rpt. Limit (ppbv)	Amount (ppbv)	Rpt. Limit (ug/m3)	Amount (ug/m3)
Freon 12	1.3	Not Detected	6.6	Not Detected
Freon 114	1.3	Not Detected	9.3	Not Detected
Chloromethane	13	Not Detected	27	Not Detected
Vinyl Chloride	1.3	Not Detected	3.4	Not Detected
1,3-Butadiene	1.3	Not Detected	2.9	Not Detected
Bromomethane	13	Not Detected	52	Not Detected
Chloroethane	5.3	Not Detected	14	Not Detected
Freon 11	1.3	Not Detected	7.5	Not Detected
Ethanol	5.3	Not Detected	10	Not Detected
Freon 113	1.3	Not Detected	10	Not Detected
1,1-Dichloroethene	1.3	Not Detected	5.3	Not Detected
Acetone	13	Not Detected	32	Not Detected
2-Propanol	5.3	Not Detected	13	Not Detected
Carbon Disulfide	5.3	Not Detected	16	Not Detected
3-Chloropropene	5.3	Not Detected	17	Not Detected
Methylene Chloride	13	Not Detected	46	Not Detected
Methyl tert-butyl ether	1.3	Not Detected	4.8	Not Detected
trans-1,2-Dichloroethene	1.3	Not Detected	5.3	Not Detected
Hexane	1.3	Not Detected	4.7	Not Detected
1,1-Dichloroethane	1.3	Not Detected	5.4	Not Detected
2-Butanone (Methyl Ethyl Ketone)	5.3	Not Detected	16	Not Detected
cis-1,2-Dichloroethene	1.3	Not Detected	5.3	Not Detected
Tetrahydrofuran	1.3	Not Detected	3.9	Not Detected
Chloroform	1.3	Not Detected	6.5	Not Detected
1,1,1-Trichloroethane	1.3	Not Detected	7.2	Not Detected
Cyclohexane	1.3	Not Detected	4.6	Not Detected
Carbon Tetrachloride	1.3	Not Detected	8.4	Not Detected
2,2,4-Trimethylpentane	1.3	Not Detected	6.2	Not Detected
Benzene	1.3	Not Detected	4.2	Not Detected
1,2-Dichloroethane	1.3	Not Detected	5.4	Not Detected
Heptane	1.3	Not Detected	5.4	Not Detected
Trichloroethene	1.3	Not Detected	7.1	Not Detected
1,2-Dichloropropane	1.3	Not Detected	6.1	Not Detected
1,4-Dioxane	5.3	Not Detected	19	Not Detected
Bromodichloromethane	1.3	Not Detected	8.9	Not Detected
cis-1,3-Dichloropropene	1.3	Not Detected	6.0	Not Detected
4-Methyl-2-pentanone	1.3	Not Detected	5.4	Not Detected
Toluene	1.3	Not Detected	5.0	Not Detected
trans-1,3-Dichloropropene	1.3	Not Detected	6.0	Not Detected
1,1,2-Trichloroethane	1.3	Not Detected	7.2	Not Detected
Tetrachloroethene	1.3	Not Detected	9.0	Not Detected
2-Hexanone	5.3	Not Detected	22	Not Detected

eurofins | Air Toxics

Client Sample ID: Field Blank

Lab ID#: 1504421-05A

EPA METHOD TO-15 GC/MS FULL SCAN

File Name:	**a042624**	**Date of Collection:**	**4/22/15 11:02:00 AM**
Dil. Factor:	**2.66**	**Date of Analysis:**	**4/27/15 02:08 AM**

Compound	Rpt. Limit (ppbv)	Amount (ppbv)	Rpt. Limit (ug/m3)	Amount (ug/m3)
Dibromochloromethane	1.3	Not Detected	11	Not Detected
1,2-Dibromoethane (EDB)	1.3	Not Detected	10	Not Detected
Chlorobenzene	1.3	Not Detected	6.1	Not Detected
Ethyl Benzene	1.3	Not Detected	5.8	Not Detected
m,p-Xylene	1.3	Not Detected	5.8	Not Detected
o-Xylene	1.3	Not Detected	5.8	Not Detected
Styrene	1.3	Not Detected	5.7	Not Detected
Bromoform	1.3	Not Detected	14	Not Detected
Cumene	1.3	Not Detected	6.5	Not Detected
1,1,2,2-Tetrachloroethane	1.3	Not Detected	9.1	Not Detected
Propylbenzene	1.3	Not Detected	6.5	Not Detected
4-Ethyltoluene	1.3	Not Detected	6.5	Not Detected
1,3,5-Trimethylbenzene	1.3	Not Detected	6.5	Not Detected
1,2,4-Trimethylbenzene	1.3	Not Detected	6.5	Not Detected
1,3-Dichlorobenzene	1.3	Not Detected	8.0	Not Detected
1,4-Dichlorobenzene	1.3	Not Detected	8.0	Not Detected
alpha-Chlorotoluene	1.3	Not Detected	6.9	Not Detected
1,2-Dichlorobenzene	1.3	Not Detected	8.0	Not Detected
1,2,4-Trichlorobenzene	5.3	Not Detected UJ	39	Not Detected UJ
Hexachlorobutadiene	5.3	Not Detected UJ	57	Not Detected UJ

UJ = Analyte associated with low bias in the CCV and/or LCS.

Container Type: 1 Liter Summa Canister

Surrogates	%Recovery	Method Limits
Toluene-d8	103	70-130
1,2-Dichloroethane-d4	108	70-130
4-Bromofluorobenzene	90	70-130

eurofins | Air Toxics

Client Sample ID: SGD-SP

Lab ID#: 1504421-06A

EPA METHOD TO-15 GC/MS FULL SCAN

File Name:	a042628	Date of Collection:	4/22/15 10:11:00 AM
Dil. Factor:	256	Date of Analysis:	4/27/15 04:25 AM

Compound	Rpt. Limit (ppbv)	Amount (ppbv)	Rpt. Limit (ug/m3)	Amount (ug/m3)
Freon 12	130	600	630	3000
Freon 114	130	Not Detected	890	Not Detected
Chloromethane	1300	Not Detected	2600	Not Detected
Vinyl Chloride	130	Not Detected	330	Not Detected
1,3-Butadiene	130	Not Detected	280	Not Detected
Bromomethane	1300	Not Detected	5000	Not Detected
Chloroethane	510	Not Detected	1400	Not Detected
Freon 11	130	10000	720	57000
Ethanol	510	12000	960	24000
Freon 113	130	250	980	2000
1,1-Dichloroethene	130	Not Detected	510	Not Detected
Acetone	1300	Not Detected	3000	Not Detected
2-Propanol	510	Not Detected	1200	Not Detected
Carbon Disulfide	510	Not Detected	1600	Not Detected
3-Chloropropene	510	Not Detected	1600	Not Detected
Methylene Chloride	1300	Not Detected	4400	Not Detected
Methyl tert-butyl ether	130	Not Detected	460	Not Detected
trans-1,2-Dichloroethene	130	Not Detected	510	Not Detected
Hexane	130	Not Detected	450	Not Detected
1,1-Dichloroethane	130	Not Detected	520	Not Detected
2-Butanone (Methyl Ethyl Ketone)	510	Not Detected	1500	Not Detected
cis-1,2-Dichloroethene	130	Not Detected	510	Not Detected
Tetrahydrofuran	130	Not Detected	380	Not Detected
Chloroform	130	32000	620	150000
1,1,1-Trichloroethane	130	Not Detected	700	Not Detected
Cyclohexane	130	Not Detected	440	Not Detected
Carbon Tetrachloride	130	770	800	4900
2,2,4-Trimethylpentane	130	Not Detected	600	Not Detected
Benzene	130	Not Detected	410	Not Detected
1,2-Dichloroethane	130	Not Detected	520	Not Detected
Heptane	130	Not Detected	520	Not Detected
Trichloroethene	130	860	690	4600
1,2-Dichloropropane	130	Not Detected	590	Not Detected
1,4-Dioxane	510	Not Detected	1800	Not Detected
Bromodichloromethane	130	Not Detected	860	Not Detected
cis-1,3-Dichloropropene	130	Not Detected	580	Not Detected
4-Methyl-2-pentanone	130	Not Detected	520	Not Detected
Toluene	130	320	480	1200
trans-1,3-Dichloropropene	130	Not Detected	580	Not Detected
1,1,2-Trichloroethane	130	Not Detected	700	Not Detected
Tetrachloroethene	130	220	870	1500
2-Hexanone	510	Not Detected	2100	Not Detected

eurofins | Air Toxics

Client Sample ID: SGD-SP

Lab ID#: 1504421-06A

EPA METHOD TO-15 GC/MS FULL SCAN

File Name:	a042628	Date of Collection:	4/22/15 10:11:00 AM
Dil. Factor:	256	Date of Analysis:	4/27/15 04:25 AM

Compound	Rpt. Limit (ppbv)	Amount (ppbv)	Rpt. Limit (ug/m3)	Amount (ug/m3)
Dibromochloromethane	130	Not Detected	1100	Not Detected
1,2-Dibromoethane (EDB)	130	Not Detected	980	Not Detected
Chlorobenzene	130	Not Detected	590	Not Detected
Ethyl Benzene	130	Not Detected	560	Not Detected
m,p-Xylene	130	140	560	620
o-Xylene	130	Not Detected	560	Not Detected
Styrene	130	Not Detected	540	Not Detected
Bromoform	130	Not Detected	1300	Not Detected
Cumene	130	Not Detected	630	Not Detected
1,1,2,2-Tetrachloroethane	130	Not Detected	880	Not Detected
Propylbenzene	130	Not Detected	630	Not Detected
4-Ethyltoluene	130	Not Detected	630	Not Detected
1,3,5-Trimethylbenzene	130	Not Detected	630	Not Detected
1,2,4-Trimethylbenzene	130	Not Detected	630	Not Detected
1,3-Dichlorobenzene	130	Not Detected	770	Not Detected
1,4-Dichlorobenzene	130	Not Detected	770	Not Detected
alpha-Chlorotoluene	130	Not Detected	660	Not Detected
1,2-Dichlorobenzene	130	Not Detected	770	Not Detected
1,2,4-Trichlorobenzene	510	Not Detected UJ	3800	Not Detected UJ
Hexachlorobutadiene	510	Not Detected UJ	5500	Not Detected UJ

UJ = Analyte associated with low bias in the CCV and/or LCS.

Container Type: 1 Liter Summa Canister

Surrogates	%Recovery	Method Limits
Toluene-d8	102	70-130
1,2-Dichloroethane-d4	105	70-130
4-Bromofluorobenzene	98	70-130

eurofins | Air Toxics

Client Sample ID: SGS-SP

Lab ID#: 1504421-07A

EPA METHOD TO-15 GC/MS FULL SCAN

File Name:	a042712	Date of Collection:	4/22/15 10:47:00 AM
Dil. Factor:	6.29	Date of Analysis:	4/27/15 08:27 PM

Compound	Rpt. Limit (ppbv)	Amount (ppbv)	Rpt. Limit (ug/m3)	Amount (ug/m3)
Freon 12	3.1	7.0	16	35
Freon 114	3.1	Not Detected	22	Not Detected
Chloromethane	31	36	65	74
Vinyl Chloride	3.1	Not Detected	8.0	Not Detected
1,3-Butadiene	3.1	Not Detected	7.0	Not Detected
Bromomethane	31	Not Detected	120	Not Detected
Chloroethane	12	Not Detected	33	Not Detected
Freon 11	3.1	290	18	1600
Ethanol	12	Not Detected	24	Not Detected
Freon 113	3.1	15	24	120
1,1-Dichloroethene	3.1	6.3	12	25
Acetone	31	Not Detected	75	Not Detected
2-Propanol	12	Not Detected	31	Not Detected
Carbon Disulfide	12	23	39	71
3-Chloropropene	12	Not Detected	39	Not Detected
Methylene Chloride	31	Not Detected	110	Not Detected
Methyl tert-butyl ether	3.1	Not Detected	11	Not Detected
trans-1,2-Dichloroethene	3.1	Not Detected	12	Not Detected
Hexane	3.1	Not Detected	11	Not Detected
1,1-Dichloroethane	3.1	Not Detected	13	Not Detected
2-Butanone (Methyl Ethyl Ketone)	12	Not Detected	37	Not Detected
cis-1,2-Dichloroethene	3.1	Not Detected	12	Not Detected
Tetrahydrofuran	3.1	Not Detected	9.3	Not Detected
Chloroform	3.1	1000	15	5000
1,1,1-Trichloroethane	3.1	Not Detected	17	Not Detected
Cyclohexane	3.1	3.3	11	11
Carbon Tetrachloride	3.1	37	20	240
2,2,4-Trimethylpentane	3.1	Not Detected	15	Not Detected
Benzene	3.1	Not Detected	10	Not Detected
1,2-Dichloroethane	3.1	10	13	43
Heptane	3.1	Not Detected	13	Not Detected
Trichloroethene	3.1	45	17	240
1,2-Dichloropropane	3.1	3.2	14	14
1,4-Dioxane	12	Not Detected	45	Not Detected
Bromodichloromethane	3.1	Not Detected	21	Not Detected
cis-1,3-Dichloropropene	3.1	Not Detected	14	Not Detected
4-Methyl-2-pentanone	3.1	Not Detected	13	Not Detected
Toluene	3.1	Not Detected	12	Not Detected
trans-1,3-Dichloropropene	3.1	Not Detected	14	Not Detected
1,1,2-Trichloroethane	3.1	Not Detected	17	Not Detected
Tetrachloroethene	3.1	20	21	140
2-Hexanone	12	Not Detected	52	Not Detected

eurofins | Air Toxics

Client Sample ID: SGS-SP

Lab ID#: 1504421-07A

EPA METHOD TO-15 GC/MS FULL SCAN

File Name:	a042712	Date of Collection:	4/22/15 10:47:00 AM
Dil. Factor:	6.29	Date of Analysis:	4/27/15 08:27 PM

Compound	Rpt. Limit (ppbv)	Amount (ppbv)	Rpt. Limit (ug/m3)	Amount (ug/m3)
Dibromochloromethane	3.1	Not Detected	27	Not Detected
1,2-Dibromoethane (EDB)	3.1	Not Detected	24	Not Detected
Chlorobenzene	3.1	Not Detected	14	Not Detected
Ethyl Benzene	3.1	Not Detected	14	Not Detected
m,p-Xylene	3.1	Not Detected	14	Not Detected
o-Xylene	3.1	Not Detected	14	Not Detected
Styrene	3.1	Not Detected	13	Not Detected
Bromoform	3.1	Not Detected	32	Not Detected
Cumene	3.1	Not Detected	15	Not Detected
1,1,2,2-Tetrachloroethane	3.1	Not Detected	22	Not Detected
Propylbenzene	3.1	Not Detected	15	Not Detected
4-Ethyltoluene	3.1	Not Detected	15	Not Detected
1,3,5-Trimethylbenzene	3.1	Not Detected	15	Not Detected
1,2,4-Trimethylbenzene	3.1	Not Detected	15	Not Detected
1,3-Dichlorobenzene	3.1	Not Detected	19	Not Detected
1,4-Dichlorobenzene	3.1	Not Detected	19	Not Detected
alpha-Chlorotoluene	3.1	Not Detected	16	Not Detected
1,2-Dichlorobenzene	3.1	Not Detected	19	Not Detected
1,2,4-Trichlorobenzene	12	Not Detected UJ	93	Not Detected UJ
Hexachlorobutadiene	12	Not Detected UJ	130	Not Detected UJ

UJ = Analyte associated with low bias in the CCV and/or LCS.

Container Type: 1 Liter Summa Canister

Surrogates	%Recovery	Method Limits
Toluene-d8	103	70-130
1,2-Dichloroethane-d4	105	70-130
4-Bromofluorobenzene	80	70-130

eurofins | Air Toxics

Client Sample ID: MW #5
Lab ID#: 1504421-08A
EPA METHOD TO-15 GC/MS FULL SCAN

File Name:	a042626	Date of Collection:	4/22/15 11:34:00 AM
Dil. Factor:	2.50	Date of Analysis:	4/27/15 03:19 AM

Compound	Rpt. Limit (ppbv)	Amount (ppbv)	Rpt. Limit (ug/m3)	Amount (ug/m3)
Freon 12	1.2	1.5	6.2	7.6
Freon 114	1.2	Not Detected	8.7	Not Detected
Chloromethane	12	Not Detected	26	Not Detected
Vinyl Chloride	1.2	Not Detected	3.2	Not Detected
1,3-Butadiene	1.2	Not Detected	2.8	Not Detected
Bromomethane	12	Not Detected	48	Not Detected
Chloroethane	5.0	Not Detected	13	Not Detected
Freon 11	1.2	130	7.0	760
Ethanol	5.0	5.8	9.4	11
Freon 113	1.2	1.8	9.6	14
1,1-Dichloroethene	1.2	Not Detected	5.0	Not Detected
Acetone	12	20	30	48
2-Propanol	5.0	Not Detected	12	Not Detected
Carbon Disulfide	5.0	Not Detected	16	Not Detected
3-Chloropropene	5.0	Not Detected	16	Not Detected
Methylene Chloride	12	Not Detected	43	Not Detected
Methyl tert-butyl ether	1.2	Not Detected	4.5	Not Detected
trans-1,2-Dichloroethene	1.2	Not Detected	5.0	Not Detected
Hexane	1.2	15	4.4	52
1,1-Dichloroethane	1.2	Not Detected	5.0	Not Detected
2-Butanone (Methyl Ethyl Ketone)	5.0	Not Detected	15	Not Detected
cis-1,2-Dichloroethene	1.2	Not Detected	5.0	Not Detected
Tetrahydrofuran	1.2	2.4	3.7	7.0
Chloroform	1.2	Not Detected	6.1	Not Detected
1,1,1-Trichloroethane	1.2	Not Detected	6.8	Not Detected
Cyclohexane	1.2	Not Detected	4.3	Not Detected
Carbon Tetrachloride	1.2	1.9	7.9	12
2,2,4-Trimethylpentane	1.2	Not Detected	5.8	Not Detected
Benzene	1.2	Not Detected	4.0	Not Detected
1,2-Dichloroethane	1.2	Not Detected	5.0	Not Detected
Heptane	1.2	Not Detected	5.1	Not Detected
Trichloroethene	1.2	Not Detected	6.7	Not Detected
1,2-Dichloropropane	1.2	Not Detected	5.8	Not Detected
1,4-Dioxane	5.0	Not Detected	18	Not Detected
Bromodichloromethane	1.2	Not Detected	8.4	Not Detected
cis-1,3-Dichloropropene	1.2	Not Detected	5.7	Not Detected
4-Methyl-2-pentanone	1.2	Not Detected	5.1	Not Detected
Toluene	1.2	7.1	4.7	27
trans-1,3-Dichloropropene	1.2	Not Detected	5.7	Not Detected
1,1,2-Trichloroethane	1.2	Not Detected	6.8	Not Detected
Tetrachloroethene	1.2	Not Detected	8.5	Not Detected
2-Hexanone	5.0	Not Detected	20	Not Detected

eurofins | Air Toxics

Client Sample ID: MW #5

Lab ID#: 1504421-08A

EPA METHOD TO-15 GC/MS FULL SCAN

File Name:	a042626	Date of Collection:	4/22/15 11:34:00 AM
Dil. Factor:	2.50	Date of Analysis:	4/27/15 03:19 AM

Compound	Rpt. Limit (ppbv)	Amount (ppbv)	Rpt. Limit (ug/m3)	Amount (ug/m3)
Dibromochloromethane	1.2	Not Detected	11	Not Detected
1,2-Dibromoethane (EDB)	1.2	Not Detected	9.6	Not Detected
Chlorobenzene	1.2	Not Detected	5.8	Not Detected
Ethyl Benzene	1.2	Not Detected	5.4	Not Detected
m,p-Xylene	1.2	1.4	5.4	5.9
o-Xylene	1.2	Not Detected	5.4	Not Detected
Styrene	1.2	Not Detected	5.3	Not Detected
Bromoform	1.2	Not Detected	13	Not Detected
Cumene	1.2	Not Detected	6.1	Not Detected
1,1,2,2-Tetrachloroethane	1.2	Not Detected	8.6	Not Detected
Propylbenzene	1.2	Not Detected	6.1	Not Detected
4-Ethyltoluene	1.2	Not Detected	6.1	Not Detected
1,3,5-Trimethylbenzene	1.2	Not Detected	6.1	Not Detected
1,2,4-Trimethylbenzene	1.2	Not Detected	6.1	Not Detected
1,3-Dichlorobenzene	1.2	Not Detected	7.5	Not Detected
1,4-Dichlorobenzene	1.2	Not Detected	7.5	Not Detected
alpha-Chlorotoluene	1.2	Not Detected	6.5	Not Detected
1,2-Dichlorobenzene	1.2	Not Detected	7.5	Not Detected
1,2,4-Trichlorobenzene	5.0	Not Detected UJ	37	Not Detected UJ
Hexachlorobutadiene	5.0	Not Detected UJ	53	Not Detected UJ

UJ = Analyte associated with low bias in the CCV and/or LCS.

Container Type: 1 Liter Summa Canister

Surrogates	%Recovery	Method Limits
Toluene-d8	102	70-130
1,2-Dichloroethane-d4	105	70-130
4-Bromofluorobenzene	88	70-130

eurofins | Air Toxics

Client Sample ID: Lab Blank

Lab ID#: 1504421-09A

EPA METHOD TO-15 GC/MS FULL SCAN

File Name:	a042606	Date of Collection: NA	
Dil. Factor:	1.00	Date of Analysis: 4/26/15 11:59 AM	

Compound	Rpt. Limit (ppbv)	Amount (ppbv)	Rpt. Limit (ug/m3)	Amount (ug/m3)
Freon 12	0.50	Not Detected	2.5	Not Detected
Freon 114	0.50	Not Detected	3.5	Not Detected
Chloromethane	5.0	Not Detected	10	Not Detected
Vinyl Chloride	0.50	Not Detected	1.3	Not Detected
1,3-Butadiene	0.50	Not Detected	1.1	Not Detected
Bromomethane	5.0	Not Detected	19	Not Detected
Chloroethane	2.0	Not Detected	5.3	Not Detected
Freon 11	0.50	Not Detected	2.8	Not Detected
Ethanol	2.0	Not Detected	3.8	Not Detected
Freon 113	0.50	Not Detected	3.8	Not Detected
1,1-Dichloroethene	0.50	Not Detected	2.0	Not Detected
Acetone	5.0	Not Detected	12	Not Detected
2-Propanol	2.0	Not Detected	4.9	Not Detected
Carbon Disulfide	2.0	Not Detected	6.2	Not Detected
3-Chloropropene	2.0	Not Detected	6.3	Not Detected
Methylene Chloride	5.0	Not Detected	17	Not Detected
Methyl tert-butyl ether	0.50	Not Detected	1.8	Not Detected
trans-1,2-Dichloroethene	0.50	Not Detected	2.0	Not Detected
Hexane	0.50	Not Detected	1.8	Not Detected
1,1-Dichloroethane	0.50	Not Detected	2.0	Not Detected
2-Butanone (Methyl Ethyl Ketone)	2.0	Not Detected	5.9	Not Detected
cis-1,2-Dichloroethene	0.50	Not Detected	2.0	Not Detected
Tetrahydrofuran	0.50	Not Detected	1.5	Not Detected
Chloroform	0.50	Not Detected	2.4	Not Detected
1,1,1-Trichloroethane	0.50	Not Detected	2.7	Not Detected
Cyclohexane	0.50	Not Detected	1.7	Not Detected
Carbon Tetrachloride	0.50	Not Detected	3.1	Not Detected
2,2,4-Trimethylpentane	0.50	Not Detected	2.3	Not Detected
Benzene	0.50	Not Detected	1.6	Not Detected
1,2-Dichloroethane	0.50	Not Detected	2.0	Not Detected
Heptane	0.50	Not Detected	2.0	Not Detected
Trichloroethene	0.50	Not Detected	2.7	Not Detected
1,2-Dichloropropane	0.50	Not Detected	2.3	Not Detected
1,4-Dioxane	2.0	Not Detected	7.2	Not Detected
Bromodichloromethane	0.50	Not Detected	3.4	Not Detected
cis-1,3-Dichloropropene	0.50	Not Detected	2.3	Not Detected
4-Methyl-2-pentanone	0.50	Not Detected	2.0	Not Detected
Toluene	0.50	Not Detected	1.9	Not Detected
trans-1,3-Dichloropropene	0.50	Not Detected	2.3	Not Detected
1,1,2-Trichloroethane	0.50	Not Detected	2.7	Not Detected
Tetrachloroethene	0.50	Not Detected	3.4	Not Detected
2-Hexanone	2.0	Not Detected	8.2	Not Detected

eurofins | Air Toxics

Client Sample ID: Lab Blank

Lab ID#: 1504421-09A

EPA METHOD TO-15 GC/MS FULL SCAN

File Name:	**a042606**	**Date of Collection: NA**	
Dil. Factor:	**1.00**	**Date of Analysis: 4/26/15 11:59 AM**	

Compound	Rpt. Limit (ppbv)	Amount (ppbv)	Rpt. Limit (ug/m3)	Amount (ug/m3)
Dibromochloromethane	0.50	Not Detected	4.2	Not Detected
1,2-Dibromoethane (EDB)	0.50	Not Detected	3.8	Not Detected
Chlorobenzene	0.50	Not Detected	2.3	Not Detected
Ethyl Benzene	0.50	Not Detected	2.2	Not Detected
m,p-Xylene	0.50	Not Detected	2.2	Not Detected
o-Xylene	0.50	Not Detected	2.2	Not Detected
Styrene	0.50	Not Detected	2.1	Not Detected
Bromoform	0.50	Not Detected	5.2	Not Detected
Cumene	0.50	Not Detected	2.4	Not Detected
1,1,2,2-Tetrachloroethane	0.50	Not Detected	3.4	Not Detected
Propylbenzene	0.50	Not Detected	2.4	Not Detected
4-Ethyltoluene	0.50	Not Detected	2.4	Not Detected
1,3,5-Trimethylbenzene	0.50	Not Detected	2.4	Not Detected
1,2,4-Trimethylbenzene	0.50	Not Detected	2.4	Not Detected
1,3-Dichlorobenzene	0.50	Not Detected	3.0	Not Detected
1,4-Dichlorobenzene	0.50	Not Detected	3.0	Not Detected
alpha-Chlorotoluene	0.50	Not Detected	2.6	Not Detected
1,2-Dichlorobenzene	0.50	Not Detected	3.0	Not Detected
1,2,4-Trichlorobenzene	2.0	Not Detected UJ	15	Not Detected UJ
Hexachlorobutadiene	2.0	Not Detected UJ	21	Not Detected UJ

UJ = Analyte associated with low bias in the CCV and/or LCS.

Container Type: NA - Not Applicable

Surrogates	%Recovery	Method Limits
Toluene-d8	100	70-130
1,2-Dichloroethane-d4	103	70-130
4-Bromofluorobenzene	86	70-130

eurofins | Air Toxics

Client Sample ID: Lab Blank

Lab ID#: 1504421-09B

EPA METHOD TO-15 GC/MS FULL SCAN

File Name:	a042707	Date of Collection: NA	
Dil. Factor:	1.00	Date of Analysis: 4/27/15 03:51 PM	

Compound	Rpt. Limit (ppbv)	Amount (ppbv)	Rpt. Limit (ug/m3)	Amount (ug/m3)
Freon 12	0.50	Not Detected	2.5	Not Detected
Freon 114	0.50	Not Detected	3.5	Not Detected
Chloromethane	5.0	Not Detected	10	Not Detected
Vinyl Chloride	0.50	Not Detected	1.3	Not Detected
1,3-Butadiene	0.50	Not Detected	1.1	Not Detected
Bromomethane	5.0	Not Detected	19	Not Detected
Chloroethane	2.0	Not Detected	5.3	Not Detected
Freon 11	0.50	Not Detected	2.8	Not Detected
Ethanol	2.0	Not Detected	3.8	Not Detected
Freon 113	0.50	Not Detected	3.8	Not Detected
1,1-Dichloroethene	0.50	Not Detected	2.0	Not Detected
Acetone	5.0	Not Detected	12	Not Detected
2-Propanol	2.0	Not Detected	4.9	Not Detected
Carbon Disulfide	2.0	Not Detected	6.2	Not Detected
3-Chloropropene	2.0	Not Detected	6.3	Not Detected
Methylene Chloride	5.0	Not Detected	17	Not Detected
Methyl tert-butyl ether	0.50	Not Detected	1.8	Not Detected
trans-1,2-Dichloroethene	0.50	Not Detected	2.0	Not Detected
Hexane	0.50	Not Detected	1.8	Not Detected
1,1-Dichloroethane	0.50	Not Detected	2.0	Not Detected
2-Butanone (Methyl Ethyl Ketone)	2.0	Not Detected	5.9	Not Detected
cis-1,2-Dichloroethene	0.50	Not Detected	2.0	Not Detected
Tetrahydrofuran	0.50	Not Detected	1.5	Not Detected
Chloroform	0.50	Not Detected	2.4	Not Detected
1,1,1-Trichloroethane	0.50	Not Detected	2.7	Not Detected
Cyclohexane	0.50	Not Detected	1.7	Not Detected
Carbon Tetrachloride	0.50	Not Detected	3.1	Not Detected
2,2,4-Trimethylpentane	0.50	Not Detected	2.3	Not Detected
Benzene	0.50	Not Detected	1.6	Not Detected
1,2-Dichloroethane	0.50	Not Detected	2.0	Not Detected
Heptane	0.50	Not Detected	2.0	Not Detected
Trichloroethene	0.50	Not Detected	2.7	Not Detected
1,2-Dichloropropane	0.50	Not Detected	2.3	Not Detected
1,4-Dioxane	2.0	Not Detected	7.2	Not Detected
Bromodichloromethane	0.50	Not Detected	3.4	Not Detected
cis-1,3-Dichloropropene	0.50	Not Detected	2.3	Not Detected
4-Methyl-2-pentanone	0.50	Not Detected	2.0	Not Detected
Toluene	0.50	Not Detected	1.9	Not Detected
trans-1,3-Dichloropropene	0.50	Not Detected	2.3	Not Detected
1,1,2-Trichloroethane	0.50	Not Detected	2.7	Not Detected
Tetrachloroethene	0.50	Not Detected	3.4	Not Detected
2-Hexanone	2.0	Not Detected	8.2	Not Detected

eurofins | Air Toxics

Client Sample ID: Lab Blank

Lab ID#: 1504421-09B

EPA METHOD TO-15 GC/MS FULL SCAN

File Name:	a042707	Date of Collection: NA	
Dil. Factor:	1.00	Date of Analysis: 4/27/15 03:51 PM	

Compound	Rpt. Limit (ppbv)	Amount (ppbv)	Rpt. Limit (ug/m3)	Amount (ug/m3)
Dibromochloromethane	0.50	Not Detected	4.2	Not Detected
1,2-Dibromoethane (EDB)	0.50	Not Detected	3.8	Not Detected
Chlorobenzene	0.50	Not Detected	2.3	Not Detected
Ethyl Benzene	0.50	Not Detected	2.2	Not Detected
m,p-Xylene	0.50	Not Detected	2.2	Not Detected
o-Xylene	0.50	Not Detected	2.2	Not Detected
Styrene	0.50	Not Detected	2.1	Not Detected
Bromoform	0.50	Not Detected	5.2	Not Detected
Cumene	0.50	Not Detected	2.4	Not Detected
1,1,2,2-Tetrachloroethane	0.50	Not Detected	3.4	Not Detected
Propylbenzene	0.50	Not Detected	2.4	Not Detected
4-Ethyltoluene	0.50	Not Detected	2.4	Not Detected
1,3,5-Trimethylbenzene	0.50	Not Detected	2.4	Not Detected
1,2,4-Trimethylbenzene	0.50	Not Detected	2.4	Not Detected
1,3-Dichlorobenzene	0.50	Not Detected	3.0	Not Detected
1,4-Dichlorobenzene	0.50	Not Detected	3.0	Not Detected
alpha-Chlorotoluene	0.50	Not Detected	2.6	Not Detected
1,2-Dichlorobenzene	0.50	Not Detected	3.0	Not Detected
1,2,4-Trichlorobenzene	2.0	Not Detected UJ	15	Not Detected UJ
Hexachlorobutadiene	2.0	Not Detected UJ	21	Not Detected UJ

UJ = Analyte associated with low bias in the CCV and/or LCS.

Container Type: NA - Not Applicable

Surrogates	%Recovery	Method Limits
Toluene-d8	101	70-130
1,2-Dichloroethane-d4	107	70-130
4-Bromofluorobenzene	88	70-130

eurofins | Air Toxics

Client Sample ID: CCV
Lab ID#: 1504421-10A
EPA METHOD TO-15 GC/MS FULL SCAN

File Name:	a042602	Date of Collection: NA
Dil. Factor:	1.00	Date of Analysis: 4/26/15 09:56 AM

Compound	%Recovery
Freon 12	92
Freon 114	87
Chloromethane	89
Vinyl Chloride	100
1,3-Butadiene	94
Bromomethane	93
Chloroethane	100
Freon 11	89
Ethanol	95
Freon 113	85
1,1-Dichloroethene	87
Acetone	101
2-Propanol	103
Carbon Disulfide	95
3-Chloropropene	87
Methylene Chloride	102
Methyl tert-butyl ether	96
trans-1,2-Dichloroethene	93
Hexane	104
1,1-Dichloroethane	104
2-Butanone (Methyl Ethyl Ketone)	104
cis-1,2-Dichloroethene	100
Tetrahydrofuran	114
Chloroform	100
1,1,1-Trichloroethane	99
Cyclohexane	101
Carbon Tetrachloride	102
2,2,4-Trimethylpentane	112
Benzene	102
1,2-Dichloroethane	102
Heptane	98
Trichloroethene	101
1,2-Dichloropropane	104
1,4-Dioxane	102
Bromodichloromethane	101
cis-1,3-Dichloropropene	103
4-Methyl-2-pentanone	104
Toluene	101
trans-1,3-Dichloropropene	108
1,1,2-Trichloroethane	104
Tetrachloroethene	96
2-Hexanone	109

eurofins | Air Toxics

Client Sample ID: CCV
Lab ID#: 1504421-10A
EPA METHOD TO-15 GC/MS FULL SCAN

File Name:	a042602	Date of Collection: NA
Dil. Factor:	1.00	Date of Analysis: 4/26/15 09:56 AM

Compound	%Recovery
Dibromochloromethane	100
1,2-Dibromoethane (EDB)	101
Chlorobenzene	100
Ethyl Benzene	95
m,p-Xylene	98
o-Xylene	96
Styrene	97
Bromoform	92
Cumene	96
1,1,2,2-Tetrachloroethane	94
Propylbenzene	95
4-Ethyltoluene	93
1,3,5-Trimethylbenzene	91
1,2,4-Trimethylbenzene	90
1,3-Dichlorobenzene	85
1,4-Dichlorobenzene	85
alpha-Chlorotoluene	89
1,2-Dichlorobenzene	81
1,2,4-Trichlorobenzene	68 Q
Hexachlorobutadiene	68 Q

Q = Exceeds Quality Control limits.

Container Type: NA - Not Applicable

Surrogates	%Recovery	Method Limits
Toluene-d8	102	70-130
1,2-Dichloroethane-d4	104	70-130
4-Bromofluorobenzene	90	70-130

eurofins | Air Toxics

Client Sample ID: CCV
Lab ID#: 1504421-10B
EPA METHOD TO-15 GC/MS FULL SCAN

File Name:	a042703	Date of Collection: NA
Dil. Factor:	1.00	Date of Analysis: 4/27/15 12:58 PM

Compound	%Recovery
Freon 12	90
Freon 114	84
Chloromethane	86
Vinyl Chloride	96
1,3-Butadiene	90
Bromomethane	90
Chloroethane	96
Freon 11	87
Ethanol	90
Freon 113	81
1,1-Dichloroethene	83
Acetone	96
2-Propanol	98
Carbon Disulfide	93
3-Chloropropene	91
Methylene Chloride	99
Methyl tert-butyl ether	94
trans-1,2-Dichloroethene	91
Hexane	102
1,1-Dichloroethane	101
2-Butanone (Methyl Ethyl Ketone)	104
cis-1,2-Dichloroethene	97
Tetrahydrofuran	113
Chloroform	100
1,1,1-Trichloroethane	99
Cyclohexane	101
Carbon Tetrachloride	100
2,2,4-Trimethylpentane	112
Benzene	100
1,2-Dichloroethane	101
Heptane	97
Trichloroethene	100
1,2-Dichloropropane	105
1,4-Dioxane	101
Bromodichloromethane	101
cis-1,3-Dichloropropene	104
4-Methyl-2-pentanone	103
Toluene	99
trans-1,3-Dichloropropene	105
1,1,2-Trichloroethane	102
Tetrachloroethene	93
2-Hexanone	109

eurofins | Air Toxics

Client Sample ID: CCV

Lab ID#: 1504421-10B

EPA METHOD TO-15 GC/MS FULL SCAN

File Name:	**a042703**	**Date of Collection: NA**
Dil. Factor:	**1.00**	**Date of Analysis: 4/27/15 12:58 PM**

Compound	%Recovery
Dibromochloromethane	98
1,2-Dibromoethane (EDB)	101
Chlorobenzene	100
Ethyl Benzene	97
m,p-Xylene	98
o-Xylene	96
Styrene	98
Bromoform	90
Cumene	98
1,1,2,2-Tetrachloroethane	94
Propylbenzene	96
4-Ethyltoluene	95
1,3,5-Trimethylbenzene	92
1,2,4-Trimethylbenzene	88
1,3-Dichlorobenzene	82
1,4-Dichlorobenzene	82
alpha-Chlorotoluene	88
1,2-Dichlorobenzene	79
1,2,4-Trichlorobenzene	64 Q
Hexachlorobutadiene	64 Q

Q = Exceeds Quality Control limits.

Container Type: NA - Not Applicable

Surrogates	%Recovery	Method Limits
Toluene-d8	103	70-130
1,2-Dichloroethane-d4	104	70-130
4-Bromofluorobenzene	88	70-130

eurofins | Air Toxics

Client Sample ID: LCS

Lab ID#: 1504421-11A

EPA METHOD TO-15 GC/MS FULL SCAN

File Name:	a042604	Date of Collection: NA	
Dil. Factor:	1.00	Date of Analysis: 4/26/15 10:52 AM	

Compound	%Recovery	Method Limits
Freon 12	96	70-130
Freon 114	93	70-130
Chloromethane	93	70-130
Vinyl Chloride	105	70-130
1,3-Butadiene	94	70-130
Bromomethane	98	70-130
Chloroethane	106	70-130
Freon 11	93	70-130
Ethanol	103	70-130
Freon 113	86	70-130
1,1-Dichloroethene	89	70-130
Acetone	100	70-130
2-Propanol	112	70-130
Carbon Disulfide	85	70-130
3-Chloropropene	92	70-130
Methylene Chloride	104	70-130
Methyl tert-butyl ether	99	70-130
trans-1,2-Dichloroethene	86	70-130
Hexane	108	70-130
1,1-Dichloroethane	106	70-130
2-Butanone (Methyl Ethyl Ketone)	108	70-130
cis-1,2-Dichloroethene	114	70-130
Tetrahydrofuran	116	70-130
Chloroform	103	70-130
1,1,1-Trichloroethane	100	70-130
Cyclohexane	104	70-130
Carbon Tetrachloride	102	70-130
2,2,4-Trimethylpentane	118	70-130
Benzene	108	70-130
1,2-Dichloroethane	108	70-130
Heptane	102	70-130
Trichloroethene	107	70-130
1,2-Dichloropropane	112	70-130
1,4-Dioxane	110	70-130
Bromodichloromethane	109	70-130
cis-1,3-Dichloropropene	102	70-130
4-Methyl-2-pentanone	111	70-130
Toluene	105	70-130
trans-1,3-Dichloropropene	114	70-130
1,1,2-Trichloroethane	108	70-130
Tetrachloroethene	103	70-130
2-Hexanone	123	70-130

eurofins | Air Toxics

Client Sample ID: LCS

Lab ID#: 1504421-11A

EPA METHOD TO-15 GC/MS FULL SCAN

File Name:	a042604	Date of Collection: NA	
Dil. Factor:	1.00	Date of Analysis: 4/26/15 10:52 AM	

Compound	%Recovery	Method Limits
Dibromochloromethane	106	70-130
1,2-Dibromoethane (EDB)	109	70-130
Chlorobenzene	105	70-130
Ethyl Benzene	101	70-130
m,p-Xylene	103	70-130
o-Xylene	104	70-130
Styrene	104	70-130
Bromoform	98	70-130
Cumene	102	70-130
1,1,2,2-Tetrachloroethane	102	70-130
Propylbenzene	105	70-130
4-Ethyltoluene	98	70-130
1,3,5-Trimethylbenzene	101	70-130
1,2,4-Trimethylbenzene	88	70-130
1,3-Dichlorobenzene	85	70-130
1,4-Dichlorobenzene	87	70-130
alpha-Chlorotoluene	89	70-130
1,2-Dichlorobenzene	84	70-130
1,2,4-Trichlorobenzene	79	70-130
Hexachlorobutadiene	79	70-130

Container Type: NA - Not Applicable

Surrogates	%Recovery	Method Limits
Toluene-d8	101	70-130
1,2-Dichloroethane-d4	101	70-130
4-Bromofluorobenzene	90	70-130

eurofins | Air Toxics

Client Sample ID: LCSD

Lab ID#: 1504421-11AA

EPA METHOD TO-15 GC/MS FULL SCAN

File Name:	a042605	Date of Collection: NA	
Dil. Factor:	1.00	Date of Analysis: 4/26/15 11:18 AM	

Compound	%Recovery	Method Limits
Freon 12	98	70-130
Freon 114	95	70-130
Chloromethane	92	70-130
Vinyl Chloride	107	70-130
1,3-Butadiene	94	70-130
Bromomethane	98	70-130
Chloroethane	108	70-130
Freon 11	96	70-130
Ethanol	106	70-130
Freon 113	89	70-130
1,1-Dichloroethene	91	70-130
Acetone	103	70-130
2-Propanol	115	70-130
Carbon Disulfide	87	70-130
3-Chloropropene	93	70-130
Methylene Chloride	108	70-130
Methyl tert-butyl ether	100	70-130
trans-1,2-Dichloroethene	87	70-130
Hexane	111	70-130
1,1-Dichloroethane	110	70-130
2-Butanone (Methyl Ethyl Ketone)	109	70-130
cis-1,2-Dichloroethene	117	70-130
Tetrahydrofuran	118	70-130
Chloroform	106	70-130
1,1,1-Trichloroethane	104	70-130
Cyclohexane	107	70-130
Carbon Tetrachloride	107	70-130
2,2,4-Trimethylpentane	121	70-130
Benzene	107	70-130
1,2-Dichloroethane	109	70-130
Heptane	102	70-130
Trichloroethene	108	70-130
1,2-Dichloropropane	112	70-130
1,4-Dioxane	111	70-130
Bromodichloromethane	110	70-130
cis-1,3-Dichloropropene	102	70-130
4-Methyl-2-pentanone	112	70-130
Toluene	106	70-130
trans-1,3-Dichloropropene	114	70-130
1,1,2-Trichloroethane	110	70-130
Tetrachloroethene	102	70-130
2-Hexanone	123	70-130

eurofins | Air Toxics

Client Sample ID: LCSD
Lab ID#: 1504421-11AA
EPA METHOD TO-15 GC/MS FULL SCAN

File Name:	a042605	Date of Collection: NA	
Dil. Factor:	1.00	Date of Analysis: 4/26/15 11:18 AM	

Compound	%Recovery	Method Limits
Dibromochloromethane	108	70-130
1,2-Dibromoethane (EDB)	108	70-130
Chlorobenzene	106	70-130
Ethyl Benzene	102	70-130
m,p-Xylene	106	70-130
o-Xylene	105	70-130
Styrene	105	70-130
Bromoform	98	70-130
Cumene	102	70-130
1,1,2,2-Tetrachloroethane	101	70-130
Propylbenzene	104	70-130
4-Ethyltoluene	102	70-130
1,3,5-Trimethylbenzene	100	70-130
1,2,4-Trimethylbenzene	97	70-130
1,3-Dichlorobenzene	92	70-130
1,4-Dichlorobenzene	92	70-130
alpha-Chlorotoluene	99	70-130
1,2-Dichlorobenzene	89	70-130
1,2,4-Trichlorobenzene	84	70-130
Hexachlorobutadiene	83	70-130

Container Type: NA - Not Applicable

Surrogates	%Recovery	Method Limits
Toluene-d8	102	70-130
1,2-Dichloroethane-d4	102	70-130
4-Bromofluorobenzene	90	70-130

eurofins | Air Toxics

Client Sample ID: LCS

Lab ID#: 1504421-11B

EPA METHOD TO-15 GC/MS FULL SCAN

File Name:	**a042704**	**Date of Collection: NA**	
Dil. Factor:	**1.00**	**Date of Analysis: 4/27/15 01:46 PM**	

Compound	%Recovery	Method Limits
Freon 12	99	70-130
Freon 114	94	70-130
Chloromethane	90	70-130
Vinyl Chloride	106	70-130
1,3-Butadiene	97	70-130
Bromomethane	100	70-130
Chloroethane	108	70-130
Freon 11	95	70-130
Ethanol	107	70-130
Freon 113	87	70-130
1,1-Dichloroethene	90	70-130
Acetone	105	70-130
2-Propanol	114	70-130
Carbon Disulfide	88	70-130
3-Chloropropene	95	70-130
Methylene Chloride	106	70-130
Methyl tert-butyl ether	100	70-130
trans-1,2-Dichloroethene	86	70-130
Hexane	112	70-130
1,1-Dichloroethane	110	70-130
2-Butanone (Methyl Ethyl Ketone)	112	70-130
cis-1,2-Dichloroethene	120	70-130
Tetrahydrofuran	122	70-130
Chloroform	109	70-130
1,1,1-Trichloroethane	106	70-130
Cyclohexane	109	70-130
Carbon Tetrachloride	109	70-130
2,2,4-Trimethylpentane	125	70-130
Benzene	108	70-130
1,2-Dichloroethane	107	70-130
Heptane	105	70-130
Trichloroethene	109	70-130
1,2-Dichloropropane	111	70-130
1,4-Dioxane	112	70-130
Bromodichloromethane	112	70-130
cis-1,3-Dichloropropene	105	70-130
4-Methyl-2-pentanone	114	70-130
Toluene	107	70-130
trans-1,3-Dichloropropene	110	70-130
1,1,2-Trichloroethane	105	70-130
Tetrachloroethene	99	70-130
2-Hexanone	123	70-130

eurofins | Air Toxics

Client Sample ID: LCS

Lab ID#: 1504421-11B

EPA METHOD TO-15 GC/MS FULL SCAN

File Name:	**a042704**	**Date of Collection: NA**	
Dil. Factor:	**1.00**	**Date of Analysis: 4/27/15 01:46 PM**	

Compound	%Recovery	Method Limits
Dibromochloromethane	104	70-130
1,2-Dibromoethane (EDB)	106	70-130
Chlorobenzene	106	70-130
Ethyl Benzene	101	70-130
m,p-Xylene	103	70-130
o-Xylene	105	70-130
Styrene	104	70-130
Bromoform	95	70-130
Cumene	103	70-130
1,1,2,2-Tetrachloroethane	99	70-130
Propylbenzene	102	70-130
4-Ethyltoluene	101	70-130
1,3,5-Trimethylbenzene	97	70-130
1,2,4-Trimethylbenzene	95	70-130
1,3-Dichlorobenzene	86	70-130
1,4-Dichlorobenzene	86	70-130
alpha-Chlorotoluene	95	70-130
1,2-Dichlorobenzene	84	70-130
1,2,4-Trichlorobenzene	70	70-130
Hexachlorobutadiene	69 Q	70-130

Q = Exceeds Quality Control limits.

Container Type: NA - Not Applicable

Surrogates	%Recovery	Method Limits
Toluene-d8	102	70-130
1,2-Dichloroethane-d4	104	70-130
4-Bromofluorobenzene	87	70-130

eurofins | Air Toxics

Client Sample ID: LCSD
Lab ID#: 1504421-11BB
EPA METHOD TO-15 GC/MS FULL SCAN

File Name:	a042705	Date of Collection: NA	
Dil. Factor:	1.00	Date of Analysis: 4/27/15 02:25 PM	

Compound	%Recovery	Method Limits
Freon 12	99	70-130
Freon 114	94	70-130
Chloromethane	91	70-130
Vinyl Chloride	107	70-130
1,3-Butadiene	94	70-130
Bromomethane	99	70-130
Chloroethane	105	70-130
Freon 11	96	70-130
Ethanol	105	70-130
Freon 113	86	70-130
1,1-Dichloroethene	91	70-130
Acetone	104	70-130
2-Propanol	114	70-130
Carbon Disulfide	88	70-130
3-Chloropropene	95	70-130
Methylene Chloride	105	70-130
Methyl tert-butyl ether	100	70-130
trans-1,2-Dichloroethene	86	70-130
Hexane	110	70-130
1,1-Dichloroethane	110	70-130
2-Butanone (Methyl Ethyl Ketone)	112	70-130
cis-1,2-Dichloroethene	120	70-130
Tetrahydrofuran	123	70-130
Chloroform	107	70-130
1,1,1-Trichloroethane	107	70-130
Cyclohexane	109	70-130
Carbon Tetrachloride	109	70-130
2,2,4-Trimethylpentane	125	70-130
Benzene	107	70-130
1,2-Dichloroethane	107	70-130
Heptane	103	70-130
Trichloroethene	107	70-130
1,2-Dichloropropane	112	70-130
1,4-Dioxane	112	70-130
Bromodichloromethane	111	70-130
cis-1,3-Dichloropropene	104	70-130
4-Methyl-2-pentanone	116	70-130
Toluene	107	70-130
trans-1,3-Dichloropropene	136 Q	70-130
1,1,2-Trichloroethane	107	70-130
Tetrachloroethene	104	70-130
2-Hexanone	104	70-130

eurofins | Air Toxics

Client Sample ID: LCSD

Lab ID#: 1504421-11BB

EPA METHOD TO-15 GC/MS FULL SCAN

File Name:	**a042705**	**Date of Collection: NA**	
Dil. Factor:	**1.00**	**Date of Analysis: 4/27/15 02:25 PM**	

Compound	%Recovery	Method Limits
Dibromochloromethane	104	70-130
1,2-Dibromoethane (EDB)	100	70-130
Chlorobenzene	102	70-130
Ethyl Benzene	95	70-130
m,p-Xylene	102	70-130
o-Xylene	98	70-130
Styrene	94	70-130
Bromoform	98	70-130
Cumene	96	70-130
1,1,2,2-Tetrachloroethane	95	70-130
Propylbenzene	97	70-130
4-Ethyltoluene	100	70-130
1,3,5-Trimethylbenzene	94	70-130
1,2,4-Trimethylbenzene	96	70-130
1,3-Dichlorobenzene	99	70-130
1,4-Dichlorobenzene	108	70-130
alpha-Chlorotoluene	119	70-130
1,2-Dichlorobenzene	106	70-130
1,2,4-Trichlorobenzene	94	70-130
Hexachlorobutadiene	93	70-130

Q = Exceeds Quality Control limits.

Container Type: NA - Not Applicable

Surrogates	%Recovery	Method Limits
Toluene-d8	103	70-130
1,2-Dichloroethane-d4	105	70-130
4-Bromofluorobenzene	91	70-130

5D0647

Air Toxics LTD.

CHAIN-OF-CUSTODY RECORD

Sample Transportation Notice
Relinquishing signature on this document indicates that sample is being shipped in compliance with all applicable local, State, Federal, national, and international laws, regulations and ordinances of any kind. Air Toxics Limited assumes no liability with respect to the collection, handling or shipping of these samples. Relinquishing signature also indicates agreement to hold harmless, defend, and indemnify Air Toxics Limited against any claim, demand, or action, of any kind, related to the collection, handling, or shipping of samples. D.O.T. Hotline (800) 467-4922

180 BLUE RAVINE ROAD, SUITE B
FOLSOM, CA 95630-4719
(916) 985-1000 FAX (916) 985-1020

Page 1 of 1

Project Manager: Lloyd Wundrock
Collected by: (Print and Sign) Jeff Christensen
Company: UA Risk Management Email:
Address: PO Box 210300 City: Tucson State: AZ Zip: 85721
Phone: 520-621-1790 Fax: 520-621-3706

Project Info:
P.O. #:
Project #:
Project Name: Page Ranch SVE

Turn Around Time:
☑ Normal
☐ Rush
specify

Lab Use Only
Pressurized by:
Date:
Pressurization Gas: ☐ N_2 ☐ He

Lab I.D.	Field Sample I.D. (Location)	Can #	Date of Collection	Time of Collection	Analyses Requested	Canister Pressure/Vacuum Initial	Final	Receipt	Final (psi)
01A	MW #2	11413	4/22/15	9:30	TO-15	26"	3"		
02A	SGD-DP	1L1706	4/22/15	9:50	TO-15	29"	3"		
03A	SGD-MP	1L1619	4/22/15	10:22	TO-15	27"	3"		
04A	SGD-MP Dup	37342	4/22/15	10:22	TO-15	27"	3"		
05A	Field Blank	27800	4/22/15	11:02	TO-15	27"	3"		
06A	SGD-SP	1L1698	4/22/15	10:11	TO-15	26"	3"		
07A	SGS-SP	1L1518	4/22/15	10:47	TO-15	25"	3"		
08A	MW #5	26430	4/22/15	11:24	TO-15	25"	3"		

Relinquished by: (signature)	Date/Time	Received by: (signature)	Date/Time
[signature]	4/22/15 1324	[signature]	4/22/15 1324
[signature]	4/22/15 1500	[signature]	4-23-15 955

Notes: 22.9°C @ Turner Labs

Lab Use Only	Shipper Name	Air Bill #	Temp (°C)	Condition	Custody Seals Intact?	Work Order #
	Fed Ex		NA	Good	Yes No None	1504421

Form 1293 rev.11

ORGANIC DATA ASSESSMENT SUMMARY

Project Information			
Project Name:	PTRL	Lab Name:	Air Toxics
Project Number:	1420112030	Lab Report Number:	15D0647
Reviewer's Signature:	Crystal Neirby	Number of Samples:	6 primary, 1 field duplicate, 1 field blank
Review Date:	6/14/2015	Matrix:	Air

Assessment Summary

Using the codes O, M, Z, and X described below, complete the table for a single quality control batch or sample delivery group. Identify comments by means of a footnote, e.g. M(2), describe in the space provided.

Method Name:	VOCs			
Method Number:	TO-15			
1. Preservation/hold times	O			
2. Blanks	O			
3. Surrogates	O			
4. Matrix spike/dup	NA			
5. Lab QC samples	M(1) X(1)			
6. Overall assessment	O			

Assessment Codes:

O = No quality controls (QC) problems were identified for these criteria.

M = The results are qualified due to QC problems. The quantitative results will be qualified with a QC flag indicating that the results are estimated due to error greater than specified in the method.

Z = The results are unacceptable due to gross QC problems. The results will be qualified as rejected (R).

X = QC problems were identified, but they do not affect the results, or the reviewer is not certain of the effect on the results; or supporting documentation or data is not present in the laboratory data package.

NA = Not applicable

Assessment Code	Description	Action Required
M(1)	The recoveries for 1,2,4-trichlorobenzene and hexachlorobutadiene were below the control limits in the CCVs associated with analysis on 4/26/2015 and 4/27/2015. The	The low recoveries equate to a low bias in the samples and 1,2,4-trichlorobenzene and hexachlorobutadiene were not detected in the samples. Therefore, results for 1,2,4-

Assessment Code	Description	Action Required
	recoveries ranged from 64 to 68 percent, below the control limits of 70 to 130 percent.	trichlorobenzene and hexachlorobutadiene in the associated samples are qualified as estimated and flagged with a “UJ”.
X(1)	The recovery for hexachlorobutadiene in the LCS associated with analysis on April 27, 2015 was 69 percent, below the control limits of 70 to 130 percent. The recovery for trans-1,3-dichloropropene was 136 percent in the LCSD associated with analysis on April 27, 2015.	The hexachlorobutadiene recovery in the associated LCSD was acceptable and the trans-1,3-dichloropropene recovery in the associated LCS was acceptable. The associated sample results were not qualified.

Attachment 7 - Soil Vapor Sampling Logs (CD only)

Page Trowbridge Ranch Landfill

Soil Vapor Monitoring

Date: 4/22/15

Sampling Location: MW #2

Sampler: Jeff Christensen

Begin Purge Time: 8:56

End Purge Time: 9:29

Packer Pressure: 30 PSI

Sampled At: 9:30

Canister #: 11413

Canister #:

Original "Inches Hg": 26"

Final "Inches Hg": 3"

Date: 4/22/15

Sampling Location: SGD-DP

Sampler: Jeff Christensen

Begin Purge Time: 9:48

End Purge Time: 9:53

Packer Pressure:

Sampled At: 9:53

Canister #: 1L1706

Canister #:

Original "Inches Hg": 29"

Final "Inches Hg": 3"

Date: 4/22/15

Sampling Location: SGD-MP

Sampler: Jeff Christensen

Begin Purge Time: 10:20

End Purge Time: 10:21

Packer Pressure:

Sampled At: 10:22

Canister #: 1L1619

Canister #:

Original "Inches Hg": 27"

Final "Inches Hg": 3"

Page Trowbridge Ranch Landfill

Soil Vapor Monitoring

Date: 4/22/15

Sampling Location: SGD-MP Dup

Sampler: Jeff Christensen

Begin Purge Time: 10:20

End Purge Time: 10:21

Packer Pressure:

Sampled At: 10:22

Canister #: 37342

Canister #:

Original "Inches Hg": 27"

Final "Inches Hg": 3"

Date: 4/22/15

Sampling Location: SGD-SP

Sampler: Jeff Christensen

Begin Purge Time: 10:09

End Purge Time: 10:11

Packer Pressure:

Sampled At: 10:11

Canister #: 11698

Canister #:

Original "Inches Hg": 26"

Final "Inches Hg": 3"

Date: 4/22/15

Sampling Location: Field Blank

Sampler: Jeff Christensen

Begin Purge Time:

End Purge Time:

Packer Pressure:

Sampled At: 11:02

Canister #: 37800

Canister #:

Original "Inches Hg": 27"

Final "Inches Hg": 3"

Page Trowbridge Ranch Landfill

Soil Vapor Monitoring

Date: 4/22/15

Sampling Location: SGS-SP

Sampler: Jeff Christensen

Begin Purge Time: 10:46

End Purge Time: 10:46

Packer Pressure:

Sampled At: 10:47

Canister #: 16515

Canister #:

Original "Inches Hg": 25"

Final "Inches Hg": 3"

Date: 4/22/15

Sampling Location: MW #5

Sampler: Jeff Christensen

Begin Purge Time: 11:01

End Purge Time: 11:04

Packer Pressure: 25 PSI

Sampled At: 11:04

Canister #: 36430

Canister #:

Original "Inches Hg": 25"

Final "Inches Hg": 3"

Date:

Sampling Location:

Sampler:

Begin Purge Time:

End Purge Time:

Packer Pressure:

Sampled At:

Canister #:

Canister #:

Original "Inches Hg":

Final "Inches Hg":

Attachment 8 - Groundwater Sampling Logs (CD only)

PAGE RANCH LANDFILL POST-CLOSURE PERIOD
GROUNDWATER DETECTION MONITORING

GROUNDWATER SAMPLING LOG

Date: 4/22/15 **Well Number:** #5

Sampling Personnel (Print): L. Wundrock, M. Holcomb, M. Garcia, J. Divijak

Signature(s): L M Wundrock

664

Depth to Groundwater

Trial 1	Trial 2	Trial 3	Average Depth
664.75	664.70	664.73	664.72

Well depth = 800 feet (ft)
Static water depth (typical) = 650 ft
Casing Diameter = 4 inches (150 ft of water in casing)

664.72 FEET

Casing volume = area x height = (0.0873 ft^2) x (150 ft) = 13.1 ft^3
13.1 ft^3 x 7.48 gallons/ft^3 = 98 gallons
3 casing volumes = 294 gallons

Discharge pipe volume = area x height = (0.0218 ft^2) x 650 ft) = 14.2 ft^3
14.2 ft^3 x 7.48 gallons/ft^3 = 106 gallons

Total volume of 3 casing volumes + discharge pipe = 400 gallons

Beginning Purge Time: 0820 hrs **Ending Purge Time:** 0915 hrs

Purge Flow Rate: 14.6 gpm **Total Volume Purged:** 803 GALLONS

Color: _____ **Clarity:** _____

pH/Conductivity/Temperature (see reverse side)

Samples Collected for (in order of collection):

10 gal / 41.10 SEC

1. VOCs (Method 524.2) ✓
2. Semi-VOCs (Method 8270C) ✓
3. Organochlorine Pesticides (Method 8081A) ✓
4. Organochlorine Pesticide (Method 504.1) ✓
5. Mn, Na (Method 200.7) ✓
6. SO_4/Cl (Method 300.0) ✓
7. Gross Alpha/Beta _____

Laboratory: Turner Labs

ELAPSED TIME	TEMP	CONDUCT	PH	TIME	APPEARANCE
	± 1° C	± 10%	± 0.3 Units		
0				8:20	
10	27.3	150	7.08	8:30	Light Rust
15	27.6	140	7.05	8:35	Light Rust
20	27.7	140	7.06	8:40	Light Rust
25	27.7	145	7.07	8:45	Light Rust
30	27.6	160	7.10	8:50	LIGHT RUST
35	27.9	160	7.15	855	LIGHT RUST
40	27.8	165	7.19		LIGHT RUST

Remarks: **Well Stabilized: Y___ N X** **If the three characteristics do not stabilize after 40 minutes the well will be sampled.**

15 GPM 8:30

15 GPM 8:40

PAGE RANCH LANDFILL POST-CLOSURE PERIOD
GROUNDWATER DETECTION MONITORING

GROUNDWATER SAMPLING LOG

Date: 4/22/15 **Well Number:** #3

Sampling Personnel (Print): L. Wundrock, M. Holcomb, M. Garcia, J. Divijak

Signature(s): L. M. Wundrock

Depth to Groundwater

Trial 1	Trial 2	Trial 3	Average Depth
650.10	650.85	650.91	650.62

Well depth = 800 feet (ft)
Static water depth (typical) = 650 ft
Casing Diameter = 4 inches (150 ft of water in casing)

650.62 FEET

Casing volume = area x height = (0.0873 ft^2) x (150 ft) = 13.1 ft^3
13.1 ft^3 x 7.48 gallons/ft^3 = 98 gallons
3 casing volumes = 294 gallons

Discharge pipe volume = area x height = (0.0218 ft^2) x 650 ft) = 14.2 ft^3
14.2 ft^3 x 7.48 gallons/ft^3 = 106 gallons

Total volume of 3 casing volumes + discharge pipe = 400 gallons

Beginning Purge Time: 0935 **Ending Purge Time:** 1020 hrs

Purge Flow Rate: 15.1 gpm **Total Volume Purged:** 679.5 GALLONS

Color: _____ **Clarity:** _____

pH/Conductivity/Temperature (see reverse side)

Samples Collected for (in order of collection):

10 Gal / 39.73

1. VOCs (Method 524.2) ✓
2. Semi-VOCs (Method 8270C) ✓
3. Organochlorine Pesticides (Method 8081A) ✓
4. Organochlorine Pesticide (Method 504.1) ✓
5. Mn, Na (Method 200.7) ✓
6. SO_4/Cl (Method 300.0) ✓
7. Gross Alpha/Beta ____

Laboratory: Turner Labs

ELAPSED TIME	TEMP	CONDUCT	PH	TIME	APPEARANCE
	± 1° C	± 10%	± 0.3 Units		
ZERO				0935	
5				0940	
10	27.9	210	8.55	0945	CLEAR
15	28.1	200	8.54	0950	CLEAR
20	28.2	205	8.53	0955	CLEAR
25	28.2	200	8.50	1000 hrs	LIGHT RUST
30	28.3	205	8.51	1005 hrs	SLIGHT RUST

Remarks: **Well Stabilized: Y X N___ If the three characteristics do not stabilize after 40 minutes the well will be sampled.**

PAGE RANCH LANDFILL POST-CLOSURE PERIOD
GROUNDWATER DETECTION MONITORING

GROUNDWATER SAMPLING LOG

Date: 4/22/15 **Well Number: #2**

Sampling Personnel (Print): L. Wundrock, M. Holcomb, M. Garcia, J. Divijak

Signature(s): L M Wundrock

652.

Depth to Groundwater

Trial 1	Trial 2	Trial 3	Average Depth
653.00	652.95	653.20	653.05

653.05 FEET

Well depth = 800 feet (ft)
Static water depth (typical) = 650 ft
Casing Diameter = 4 inches (150 ft of water in casing)

Casing volume = area x height = (0.0873 ft^2) x (150 ft) = 13.1 ft^3
13.1 ft^3 x 7.48 gallons/ft^3 = 98 gallons
3 casing volumes = 294 gallons

Discharge pipe volume = area x height = (0.0218 ft^2) x 650 ft) = 14.2 ft^3
14.2 ft^3 x 7.48 gallons/ft^3 = 106 gallons

Total volume of 3 casing volumes + discharge pipe = 400 gallons

Beginning Purge Time: 1035 **Ending Purge Time:** ~~1035~~ 1121

Purge Flow Rate: 16.3 gpm **Total Volume Purged:** 749.8 GALLONS

Color: _____ **Clarity:** _____

pH/Conductivity/Temperature (see reverse side)

Samples Collected for (in order of collection):

10 gal / 36.90 sec

1. VOCs (Method 524.2) ✓
2. Semi-VOCs (Method 8270C) ✓
3. Organochlorine Pesticides (Method 8081A) ✓
4. Organochlorine Pesticide (Method 504.1) ✓
5. Mn, Na (Method 200.7) ✓
6. SO_4/Cl (Method 300.0) ✓
7. Gross Alpha/Beta ✓

Laboratory: Turner Labs

ELAPSED TIME	TEMP	CONDUCT	PH	TIME	APPEARANCE
	± 1° C	± 10%	± 0.3 Units		
ZERO				1035	
10	28.1	170	8.51	1045	MED RUST
15	28.1	170	8.49	1050	LIGHT RUST
20	28.2	175	8.52	1055	SLIGHT RUST
25	28.4	180	8.54	1100	VSLIGHT RUST
30	28.3	175	8.48	1105	VSLIGHT RUST

Remarks: **Well Stabilized: Y X N___ If the three characteristics do not stabilize after 40 minutes the well will be sampled.**

PAGE RANCH LANDFILL POST-CLOSURE PERIOD
GROUNDWATER DETECTION MONITORING

GROUNDWATER SAMPLING LOG

Date: 4/22/15 **Well Number:** #4

Sampling Personnel (Print): L. Wundrock, M. Holcomb, M. Garcia, J. Divijak

Signature(s): L M Wundrock

654

Depth to Groundwater

Trial 1	Trial 2	Trial 3	Average Depth
654.75	654.73	654.00	654.49

654.49 FEET

Well depth = 800 feet (ft)
Static water depth (typical) = 650 ft
Casing Diameter = 4 inches (150 ft of water in casing)

Casing volume = area x height = (0.0873 ft^2) x (150 ft) = 13.1 ft^3
13.1 ft^3 x 7.48 gallons/ft^3 = 98 gallons
3 casing volumes = 294 gallons

Discharge pipe volume = area x height = (0.0218 ft^2) x 650 ft) = 14.2 ft^3
14.2 ft^3 x 7.48 gallons/ft^3 = 106 gallons

Total volume of 3 casing volumes + discharge pipe = 400 gallons

Beginning Purge Time: 1130hrs **Ending Purge Time:** 1214hrs

Purge Flow Rate: 15.32 gpm **Total Volume Purged:** 674.1 GALLONS

Color: _____ **Clarity:** _____

pH/Conductivity/Temperature (see reverse side)

Samples Collected for (in order of collection):

10 gal / 39.16 mg

1. VOCs (Method 524.2) ✓
2. Semi-VOCs (Method 8270C) ✓
3. Organochlorine Pesticides (Method 8081A) ✓
4. Organochlorine Pesticide (Method 504.1) ✓
5. Mn, Na (Method 200.7) ✓
6. SO_4/Cl (Method 300.0) ✓
7. Gross Alpha/Beta ✓

Laboratory: Turner Labs

ELAPSED TIME	TEMP	CONDUCT	PH	TIME	APPEARANCE
	± 1° C	± 10%	± 0.3 Units		
ZERO				1130	
10	27.3	180	8.45	1140	CLEAR
15	27.4	175	7.75	1145	CLEAR
20	27.6	185	7.92	1150	DARK RUST
25	27.7	180	7.96	1155	DARK RUST
30	27.7	180	7.93	1200	DARK RUST

Remarks: Well Stabilized: Y X N___ If the three characteristics do not stabilize after 40 minutes the well will be sampled.

Attachment 9 - Laboratory Reports for April 2015 Groundwater Samples (CD only)

May 15, 2015

Jeff Christensen
University of Arizona- Risk Management Services
PO Box 210300, RM A414
Tucson, AZ 85721

TEL (520) 621-5861
FAX (520) 621-3706

Work Order No.: 15D0630
Order Name: MW#1

RE: Page Ranch

Dear Jeff Christensen,

Turner Laboratories, Inc. received 2 sample(s) on 04/22/2015 for the analyses presented in the following report.

All results are intended to be considered in their entirety, and Turner Laboratories, Inc. is not responsible for use of less than the complete report. Results apply only to the samples analyzed. Samples will be disposed of 30 days after issue of our report unless special arrangements are made.

The pages that follow may contain sensitive, privileged or confidential information intended solely for the addressee named above. If you receive this message and are not the agent or employee of the addressee, this communication has been sent in error. Please do not disseminate or copy any of the attached and notify the sender immediately by telephone. Please also return the attached sheet(s) to the sender by mail.

Please call if you have any questions.

Respectfully submitted,

Turner Laboratories, Inc.
ADHS License AZ0066

Terri L. Garcia

Terri Garcia
Technical Director

Turner Laboratories, Inc.

Date: 05/15/2015

Client: University of Arizona- Risk Management Servic
Project: Page Ranch
Work Order: 15D0630
Date Received: 04/22/2015

Order: MW#1

Work Order Sample Summary

Lab Sample ID	Client Sample ID	Matrix	Collection Date/Time
15D0630-01	MW #1	Ground Water	04/22/2015 1105
15D0630-02	Trip Blank	Trip Blank	04/22/2015 0000

Client: University of Arizona- Risk Management Services
Project: Page Ranch
Work Order: 15D0630
Date Received: 04/22/2015

Case Narrative

EPA 524.2: Continuing Calibration Verification recovery of 1,1,1-trichloroethane was below acceptance limits on 4/28/2015. Sample 15D0630-02 a trip blank. There is insufficient sample volume available for re-analysis.

L5	The associated blank spike recovery was above laboratory/method acceptance limits. This analyte was not detected in the sample.
M3	The spike recovery value is unusable since the analyte concentration in the sample is disproportionate to the spike level. The associated LCS/LCSD recovery was acceptable.
M7	Matrix spike recovery was low. Data reported per ADEQ policy 0154.000. Matrix interference was confirmed.
N1	See case narrative.
N4	The Minimum Reporting Limit (MRL) verificataion check did not meet laboratory acceptance limits.
R13	MS/MSD RPD exceeded method acceptance limit. Matrix spike recovery was outside acceptance criteria. Batch precision and accuracy were demonstrated.
R4	MS/MSD RPD exceeded the method acceptance limit. Recovery met the acceptance criteria.
R6	LCS/LCSD RPD exceeded the method acceptance limit. Recovery met the acceptance criteria.
S12	Surrogate recovery was low. Data reported per ADEQ policy 0154.000.
V1	CCV recovery was above method acceptance limits. This target analyte was not detected in the sample.

All soil, sludge, and solid matrix determinations are reported on a wet weight basis unless otherwise noted.

ND	Not Detected at or above the PQL
PQL	Practical Quantitation Limit
DF	Dilution Factor

Turner Laboratories, Inc.

Date: 05/15/2015

Client: University of Arizona- Risk Management Se
Project: Page Ranch
Work Order: 15D0630
Lab Sample ID: 15D0630-01

Client Sample ID: MW #1
Collection Date/Time: 04/22/2015 1105
Matrix: Ground Water
Order Name: MW#1

Analyses	Result	PQL	Qual	Units	DF	Prep Date	Analysis Date	Analyst
ICP Total Metals-E200.7								
Manganese	0.086	0.020		mg/L	1	04/24/2015 0740	04/24/2015 1726	RAD
Sodium	32	5.0		mg/L	1	04/24/2015 0740	04/24/2015 1725	RAD
Anions by Ion Chromatography-E300								
Chloride	6.1	1.0		mg/L	1	04/23/2015 0947	04/23/2015 1530	MR
Sulfate	ND	5.0		mg/L	1	04/23/2015 0947	04/23/2015 1530	MR
EDB and DBCP-E504.1								
1,2-Dibromo-3-chloropropane	ND	0.000020		mg/L	1	05/04/2015 0838	05/04/2015 1614	MD
1,2-Dibromoethane	ND	0.000010		mg/L	1	05/04/2015 0838	05/04/2015 1614	MD
Surr: Tetrachloro-m-xylene	*110*	*70-130*		*%REC*	*1*	*05/04/2015 0838*	*05/04/2015 1614*	*MD*
Volatile Organic Compounds by GC/MS-EPA 524.2								
1,1,1,2-Tetrachloroethane	ND	0.00050		mg/L	1	04/28/2015 0937	04/28/2015 1239	KP
1,1,1-Trichloroethane	ND	0.00050		mg/L	1	04/28/2015 0937	04/29/2015 1358	KP
1,1,2,2-Tetrachloroethane	ND	0.00050		mg/L	1	04/28/2015 0937	04/28/2015 1239	KP
1,1,2-Trichloroethane	ND	0.00050		mg/L	1	04/28/2015 0937	04/28/2015 1239	KP
1,1-Dichloroethane	ND	0.00050		mg/L	1	04/28/2015 0937	04/28/2015 1239	KP
1,1-Dichloroethene	ND	0.00050		mg/L	1	04/28/2015 0937	04/28/2015 1239	KP
1,1-Dichloropropene	ND	0.00050		mg/L	1	04/28/2015 0937	04/28/2015 1239	KP
1,2,3-Trichlorobenzene	ND	0.00050		mg/L	1	04/28/2015 0937	04/28/2015 1239	KP
1,2,3-Trichloropropane	ND	0.00050		mg/L	1	04/28/2015 0937	04/28/2015 1239	KP
1,2,4-Trichlorobenzene	ND	0.00050		mg/L	1	04/28/2015 0937	04/28/2015 1239	KP
1,2,4-Trimethylbenzene	ND	0.00050		mg/L	1	04/28/2015 0937	04/28/2015 1239	KP
1,2-Dichlorobenzene	ND	0.00050		mg/L	1	04/28/2015 0937	04/28/2015 1239	KP
1,2-Dichloroethane	ND	0.00050		mg/L	1	04/28/2015 0937	04/28/2015 1239	KP
1,2-Dichloropropane	ND	0.00050		mg/L	1	04/28/2015 0937	04/28/2015 1239	KP
1,3,5-Trimethylbenzene	ND	0.00050		mg/L	1	04/28/2015 0937	04/28/2015 1239	KP
1,3-Dichlorobenzene	ND	0.00050		mg/L	1	04/28/2015 0937	04/28/2015 1239	KP
1,3-Dichloropropane	ND	0.00050		mg/L	1	04/28/2015 0937	04/28/2015 1239	KP
1,4-Dichlorobenzene	ND	0.00050		mg/L	1	04/28/2015 0937	04/28/2015 1239	KP
2,2-Dichloropropane	ND	0.00050		mg/L	1	04/28/2015 0937	04/28/2015 1239	KP
2-Chlorotoluene	ND	0.00050		mg/L	1	04/28/2015 0937	04/28/2015 1239	KP
4-Chlorotoluene	ND	0.00050		mg/L	1	04/28/2015 0937	04/28/2015 1239	KP
4-Isopropyltoluene	ND	0.00050		mg/L	1	04/28/2015 0937	04/28/2015 1239	KP
Benzene	ND	0.00050		mg/L	1	04/28/2015 0937	04/28/2015 1239	KP
Bromobenzene	ND	0.00050		mg/L	1	04/28/2015 0937	04/28/2015 1239	KP
Bromochloromethane	ND	0.00050		mg/L	1	04/28/2015 0937	04/28/2015 1239	KP
Bromodichloromethane	ND	0.00050		mg/L	1	04/28/2015 0937	04/28/2015 1239	KP
Bromoform	ND	0.00050		mg/L	1	04/28/2015 0937	04/28/2015 1239	KP

Turner Laboratories, Inc.

Date: 05/15/2015

Client:	University of Arizona- Risk Management Se	**Client Sample ID:**	MW #1
Project:	Page Ranch	**Collection Date/Time:**	04/22/2015 1105
Work Order:	15D0630	**Matrix:**	Ground Water
Lab Sample ID:	15D0630-01	**Order Name:**	MW#1

Analyses	Result	PQL	Qual	Units	DF	Prep Date	Analysis Date	Analyst
Bromomethane	ND	0.00050	V1	mg/L	1	04/28/2015 0937	04/28/2015 1239	KP
Carbon tetrachloride	ND	0.00050		mg/L	1	04/28/2015 0937	04/28/2015 1239	KP
Chlorobenzene	ND	0.00050		mg/L	1	04/28/2015 0937	04/28/2015 1239	KP
Chloroethane	ND	0.00050		mg/L	1	04/28/2015 0937	04/28/2015 1239	KP
Chloroform	ND	0.00050		mg/L	1	04/28/2015 0937	04/28/2015 1239	KP
Chloromethane	ND	0.00050		mg/L	1	04/28/2015 0937	04/28/2015 1239	KP
cis-1,2-Dichloroethene	ND	0.00050		mg/L	1	04/28/2015 0937	04/28/2015 1239	KP
cis-1,3-Dichloropropene	ND	0.00050		mg/L	1	04/28/2015 0937	04/28/2015 1239	KP
Dibromochloromethane	ND	0.00050		mg/L	1	04/28/2015 0937	04/28/2015 1239	KP
Dibromomethane	ND	0.00050		mg/L	1	04/28/2015 0937	04/28/2015 1239	KP
Dichlorodifluoromethane	ND	0.00050		mg/L	1	04/28/2015 0937	04/28/2015 1239	KP
Ethylbenzene	ND	0.00050		mg/L	1	04/28/2015 0937	04/28/2015 1239	KP
Hexachlorobutadiene	ND	0.00050		mg/L	1	04/28/2015 0937	04/28/2015 1239	KP
Isopropylbenzene	ND	0.00050		mg/L	1	04/28/2015 0937	04/28/2015 1239	KP
Methylene chloride	ND	0.00050		mg/L	1	04/28/2015 0937	04/28/2015 1239	KP
Naphthalene	ND	0.00050	N4	mg/L	1	04/28/2015 0937	04/28/2015 1239	KP
n-Butylbenzene	ND	0.00050		mg/L	1	04/28/2015 0937	04/28/2015 1239	KP
n-Propylbenzene	ND	0.00050		mg/L	1	04/28/2015 0937	04/28/2015 1239	KP
sec-Butylbenzene	ND	0.00050		mg/L	1	04/28/2015 0937	04/28/2015 1239	KP
Styrene	ND	0.00050		mg/L	1	04/28/2015 0937	04/28/2015 1239	KP
tert-Butylbenzene	ND	0.00050		mg/L	1	04/28/2015 0937	04/28/2015 1239	KP
Tetrachloroethene	ND	0.00050		mg/L	1	04/28/2015 0937	04/28/2015 1239	KP
Toluene	ND	0.00050		mg/L	1	04/28/2015 0937	04/28/2015 1239	KP
trans-1,2-Dichloroethene	ND	0.00050		mg/L	1	04/28/2015 0937	04/28/2015 1239	KP
trans-1,3-Dichloropropene	ND	0.00050		mg/L	1	04/28/2015 0937	04/28/2015 1239	KP
Trichloroethene	ND	0.00050		mg/L	1	04/28/2015 0937	04/28/2015 1239	KP
Trichlorofluoromethane	ND	0.00050		mg/L	1	04/28/2015 0937	04/28/2015 1239	KP
TTHMs	ND	0.00050		mg/L	1	04/28/2015 0937	04/28/2015 1239	KP
Vinyl chloride	ND	0.00050		mg/L	1	04/28/2015 0937	04/28/2015 1239	KP
Xylenes, Total	ND	0.0015		mg/L	1	04/28/2015 0937	04/28/2015 1239	KP
Surr: 1,2-Dichlorobenzene-d4	*99*	*70-130*		*%REC*	*1*	*04/28/2015 0937*	*04/28/2015 1239*	*KP*
Surr: 1,2-Dichlorobenzene-d4	*95*	*70-130*		*%REC*	*1*	*04/28/2015 0937*	*04/29/2015 1358*	*KP*
Surr: 4-Bromofluorobenzene	*86*	*70-130*		*%REC*	*1*	*04/28/2015 0937*	*04/29/2015 1358*	*KP*
Surr: 4-Bromofluorobenzene	*83*	*70-130*		*%REC*	*1*	*04/28/2015 0937*	*04/28/2015 1239*	*KP*
Organochlorine Pesticides-SW8081A								
4,4´-DDD	ND	0.10		ug/L	1	04/24/2015 0839	04/30/2015 1637	MD
4,4´-DDE	ND	0.10		ug/L	1	04/24/2015 0839	04/30/2015 1637	MD
4,4´-DDT	ND	0.10		ug/L	1	04/24/2015 0839	04/30/2015 1637	MD
Aldrin	ND	0.10		ug/L	1	04/24/2015 0839	04/30/2015 1637	MD
alpha-BHC	ND	0.10		ug/L	1	04/24/2015 0839	04/30/2015 1637	MD
alpha-Chlordane	ND	0.10		ug/L	1	04/24/2015 0839	05/01/2015 1306	MD

Turner Laboratories, Inc.

Date: 05/15/2015

Client: University of Arizona- Risk Management Se
Project: Page Ranch
Work Order: 15D0630
Lab Sample ID: 15D0630-01

Client Sample ID: MW #1
Collection Date/Time: 04/22/2015 1105
Matrix: Ground Water
Order Name: MW#1

Analyses	Result	PQL	Qual	Units	DF	Prep Date	Analysis Date	Analyst
beta-BHC	ND	0.10		ug/L	1	04/24/2015 0839	04/30/2015 1637	MD
delta-BHC	ND	0.10		ug/L	1	04/24/2015 0839	04/30/2015 1637	MD
Dieldrin	ND	0.10		ug/L	1	04/24/2015 0839	04/30/2015 1637	MD
Endosulfan I	ND	0.10		ug/L	1	04/24/2015 0839	04/30/2015 1637	MD
Endosulfan II	ND	0.10		ug/L	1	04/24/2015 0839	04/30/2015 1637	MD
Endosulfan sulfate	ND	0.10		ug/L	1	04/24/2015 0839	04/30/2015 1637	MD
Endrin	ND	0.10		ug/L	1	04/24/2015 0839	04/30/2015 1637	MD
Endrin aldehyde	ND	0.10		ug/L	1	04/24/2015 0839	04/30/2015 1637	MD
Endrin ketone	ND	0.10		ug/L	1	04/24/2015 0839	04/30/2015 1637	MD
gamma-BHC	ND	0.10		ug/L	1	04/24/2015 0839	04/30/2015 1637	MD
gamma-Chlordane	ND	0.10		ug/L	1	04/24/2015 0839	05/01/2015 1306	MD
Heptachlor	ND	0.10		ug/L	1	04/24/2015 0839	04/30/2015 1637	MD
Heptachlor epoxide	ND	0.10		ug/L	1	04/24/2015 0839	04/30/2015 1637	MD
Methoxychlor	ND	0.10		ug/L	1	04/24/2015 0839	04/30/2015 1637	MD
Toxaphene	ND	1.0		ug/L	1	04/24/2015 0839	04/30/2015 1637	MD
Surr: Decachlorobiphenyl	*92*	*38.8-124*		*%REC*	*1*	*04/24/2015 0839*	*04/30/2015 1637*	*MD*
Surr: Tetrachloro-m-xylene	*73*	*40-118.3*		*%REC*	*1*	*04/24/2015 0839*	*04/30/2015 1637*	*MD*
Semivolatile Organic Compounds-SW8270C								
1,2,4-Trichlorobenzene	ND	10		ug/L	1	04/27/2015 1400	04/30/2015 1640	MD
1,2-Dichlorobenzene	ND	10		ug/L	1	04/27/2015 1400	04/30/2015 1640	MD
1,3-Dichlorobenzene	ND	10		ug/L	1	04/27/2015 1400	04/30/2015 1640	MD
1,4-Dichlorobenzene	ND	10		ug/L	1	04/27/2015 1400	04/30/2015 1640	MD
2,4,5-Trichlorophenol	ND	10		ug/L	1	04/27/2015 1400	04/30/2015 1640	MD
2,4,6-Trichlorophenol	ND	10		ug/L	1	04/27/2015 1400	04/30/2015 1640	MD
2,4-Dichlorophenol	ND	10		ug/L	1	04/27/2015 1400	04/30/2015 1640	MD
2,4-Dimethylphenol	ND	10		ug/L	1	04/27/2015 1400	04/30/2015 1640	MD
2,4-Dinitrophenol	ND	50		ug/L	1	04/27/2015 1400	04/30/2015 1640	MD
2,4-Dinitrotoluene	ND	10		ug/L	1	04/27/2015 1400	04/30/2015 1640	MD
2,6-Dinitrotoluene	ND	10		ug/L	1	04/27/2015 1400	04/30/2015 1640	MD
2-Chloronaphthalene	ND	10		ug/L	1	04/27/2015 1400	04/30/2015 1640	MD
2-Chlorophenol	ND	10		ug/L	1	04/27/2015 1400	04/30/2015 1640	MD
2-Methylnaphthalene	ND	5.0		ug/L	1	04/27/2015 1400	04/30/2015 1640	MD
2-Methylphenol	ND	10		ug/L	1	04/27/2015 1400	04/30/2015 1640	MD
2-Nitroaniline	ND	20		ug/L	1	04/27/2015 1400	04/30/2015 1640	MD
2-Nitrophenol	ND	10		ug/L	1	04/27/2015 1400	04/30/2015 1640	MD
3,3´-Dichlorobenzidine	ND	20		ug/L	1	04/27/2015 1400	04/30/2015 1640	MD
3,4-Methylphenol	ND	10		ug/L	1	04/27/2015 1400	04/30/2015 1640	MD
3-Nitroaniline	ND	20		ug/L	1	04/27/2015 1400	04/30/2015 1640	MD
4,6-Dinitro-2-methylphenol	ND	20		ug/L	1	04/27/2015 1400	04/30/2015 1640	MD
4-Bromophenyl phenyl ether	ND	10		ug/L	1	04/27/2015 1400	04/30/2015 1640	MD
4-Chloro-3-methylphenol	ND	10		ug/L	1	04/27/2015 1400	04/30/2015 1640	MD

Turner Laboratories, Inc.

Date: 05/15/2015

Client: University of Arizona- Risk Management Se
Project: Page Ranch
Work Order: 15D0630
Lab Sample ID: 15D0630-01

Client Sample ID: MW #1
Collection Date/Time: 04/22/2015 1105
Matrix: Ground Water
Order Name: MW#1

Analyses	Result	PQL	Qual	Units	DF	Prep Date	Analysis Date	Analyst
4-Chloroaniline	ND	20		ug/L	1	04/27/2015 1400	04/30/2015 1640	MD
4-Chlorophenyl phenyl ether	ND	10		ug/L	1	04/27/2015 1400	04/30/2015 1640	MD
4-Nitroaniline	ND	20		ug/L	1	04/27/2015 1400	04/30/2015 1640	MD
4-Nitrophenol	ND	50		ug/L	1	04/27/2015 1400	04/30/2015 1640	MD
Acenaphthene	ND	5.0		ug/L	1	04/27/2015 1400	04/30/2015 1640	MD
Acenaphthylene	ND	5.0		ug/L	1	04/27/2015 1400	04/30/2015 1640	MD
Aniline	ND	20		ug/L	1	04/27/2015 1400	04/30/2015 1640	MD
Anthracene	ND	5.0		ug/L	1	04/27/2015 1400	04/30/2015 1640	MD
Benzo[a]anthracene	ND	5.0		ug/L	1	04/27/2015 1400	04/30/2015 1640	MD
Benzo[a]pyrene	ND	5.0		ug/L	1	04/27/2015 1400	04/30/2015 1640	MD
Benzo[b,k]fluoranthene	ND	10		ug/L	1	04/27/2015 1400	04/30/2015 1640	MD
Benzo[g,h,i]perylene	ND	5.0		ug/L	1	04/27/2015 1400	04/30/2015 1640	MD
Benzoic acid	ND	50		ug/L	1	04/27/2015 1400	04/30/2015 1640	MD
Benzyl alcohol	ND	5.0		ug/L	1	04/27/2015 1400	04/30/2015 1640	MD
Bis(2-chloroethoxy)methane	ND	10		ug/L	1	04/27/2015 1400	04/30/2015 1640	MD
Bis(2-chloroethyl)ether	ND	10		ug/L	1	04/27/2015 1400	04/30/2015 1640	MD
Bis(2-chloroisopropyl)ether	ND	10		ug/L	1	04/27/2015 1400	04/30/2015 1640	MD
Bis(2-ethylhexyl)phthalate	ND	10		ug/L	1	04/27/2015 1400	04/30/2015 1640	MD
Butyl benzyl phthalate	ND	10		ug/L	1	04/27/2015 1400	04/30/2015 1640	MD
Chrysene	ND	5.0		ug/L	1	04/27/2015 1400	04/30/2015 1640	MD
Dibenzo[a,h]anthracene	ND	5.0		ug/L	1	04/27/2015 1400	04/30/2015 1640	MD
Dibenzofuran	ND	5.0		ug/L	1	04/27/2015 1400	04/30/2015 1640	MD
Diethyl phthalate	ND	10		ug/L	1	04/27/2015 1400	04/30/2015 1640	MD
Dimethyl phthalate	ND	10		ug/L	1	04/27/2015 1400	04/30/2015 1640	MD
Di-n-butyl phthalate	ND	10		ug/L	1	04/27/2015 1400	04/30/2015 1640	MD
Di-n-octyl phthalate	ND	10		ug/L	1	04/27/2015 1400	04/30/2015 1640	MD
Fluoranthene	ND	5.0		ug/L	1	04/27/2015 1400	04/30/2015 1640	MD
Fluorene	ND	5.0		ug/L	1	04/27/2015 1400	04/30/2015 1640	MD
Hexachlorobenzene	ND	10		ug/L	1	04/27/2015 1400	04/30/2015 1640	MD
Hexachlorobutadiene	ND	10		ug/L	1	04/27/2015 1400	04/30/2015 1640	MD
Hexachlorocyclopentadiene	ND	10		ug/L	1	04/27/2015 1400	04/30/2015 1640	MD
Hexachloroethane	ND	10		ug/L	1	04/27/2015 1400	04/30/2015 1640	MD
Indeno[1,2,3-cd]pyrene	ND	5.0		ug/L	1	04/27/2015 1400	04/30/2015 1640	MD
Isophorone	ND	10		ug/L	1	04/27/2015 1400	04/30/2015 1640	MD
Naphthalene	ND	5.0		ug/L	1	04/27/2015 1400	04/30/2015 1640	MD
Nitrobenzene	ND	10		ug/L	1	04/27/2015 1400	04/30/2015 1640	MD
N-Nitrosodimethylamine	ND	10		ug/L	1	04/27/2015 1400	04/30/2015 1640	MD
N-Nitrosodiphenylamine	ND	10		ug/L	1	04/27/2015 1400	04/30/2015 1640	MD
N-Nitrosodipropylamine	ND	10		ug/L	1	04/27/2015 1400	04/30/2015 1640	MD
Pentachlorophenol	ND	30		ug/L	1	04/27/2015 1400	04/30/2015 1640	MD
Phenanthrene	ND	5.0		ug/L	1	04/27/2015 1400	04/30/2015 1640	MD
Phenol	ND	10		ug/L	1	04/27/2015 1400	04/30/2015 1640	MD

Turner Laboratories, Inc.

Date: 05/15/2015

Client:	University of Arizona- Risk Management Se	**Client Sample ID:**	MW #1
Project:	Page Ranch	**Collection Date/Time:**	04/22/2015 1105
Work Order:	15D0630	**Matrix:**	Ground Water
Lab Sample ID:	15D0630-01	**Order Name:**	MW#1

Analyses	Result	PQL	Qual	Units	DF	Prep Date	Analysis Date	Analyst
Pyrene	ND	5.0		ug/L	1	04/27/2015 1400	04/30/2015 1640	MD
Surr: 2,4,6-Tribromophenol	*76*	*61-118*		*%REC*	*1*	*04/27/2015 1400*	*04/30/2015 1640*	*MD*
Surr: 2-Fluorobiphenyl	*70*	*30.9-111*		*%REC*	*1*	*04/27/2015 1400*	*04/30/2015 1640*	*MD*
Surr: 2-Fluorophenol	*44*	*15.2-68.1*		*%REC*	*1*	*04/27/2015 1400*	*04/30/2015 1640*	*MD*
Surr: 4-Terphenyl-d14	*64*	*0-123*		*%REC*	*1*	*04/27/2015 1400*	*04/30/2015 1640*	*MD*
Surr: Nitrobenzene-d5	*59*	*35-99*		*%REC*	*1*	*04/27/2015 1400*	*04/30/2015 1640*	*MD*
Surr: Phenol-d6	*55*	*0-115*		*%REC*	*1*	*04/27/2015 1400*	*04/30/2015 1640*	*MD*

Turner Laboratories, Inc.

Date: 05/15/2015

Client:	University of Arizona- Risk Management Se	**Client Sample ID:**	Trip Blank
Project:	Page Ranch	**Collection Date/Time:**	04/22/2015 0000
Work Order:	15D0630	**Matrix:**	Trip Blank
Lab Sample ID:	15D0630-02	**Order Name:**	MW#1

Analyses	Result	PQL	Qual	Units	DF	Prep Date	Analysis Date	Analyst
EDB and DBCP-E504.1								
1,2-Dibromo-3-chloropropane	ND	0.000020		mg/L	1	05/04/2015 0838	05/04/2015 1649	MD
1,2-Dibromoethane	ND	0.000010		mg/L	1	05/04/2015 0838	05/04/2015 1649	MD
Surr: Tetrachloro-m-xylene	*120*	*70-130*		*%REC*	*1*	*05/04/2015 0838*	*05/04/2015 1649*	*MD*
Volatile Organic Compounds by GC/MS-EPA 524.2								
1,1,1,2-Tetrachloroethane	ND	0.00050		mg/L	1	04/28/2015 0937	04/28/2015 1311	KP
1,1,1-Trichloroethane	ND	0.00050	N1	mg/L	1	04/28/2015 0937	04/28/2015 1311	KP
1,1,2,2-Tetrachloroethane	ND	0.00050		mg/L	1	04/28/2015 0937	04/28/2015 1311	KP
1,1,2-Trichloroethane	ND	0.00050		mg/L	1	04/28/2015 0937	04/28/2015 1311	KP
1,1-Dichloroethane	ND	0.00050		mg/L	1	04/28/2015 0937	04/28/2015 1311	KP
1,1-Dichloroethene	ND	0.00050		mg/L	1	04/28/2015 0937	04/28/2015 1311	KP
1,1-Dichloropropene	ND	0.00050		mg/L	1	04/28/2015 0937	04/28/2015 1311	KP
1,2,3-Trichlorobenzene	ND	0.00050		mg/L	1	04/28/2015 0937	04/28/2015 1311	KP
1,2,3-Trichloropropane	ND	0.00050		mg/L	1	04/28/2015 0937	04/28/2015 1311	KP
1,2,4-Trichlorobenzene	ND	0.00050		mg/L	1	04/28/2015 0937	04/28/2015 1311	KP
1,2,4-Trimethylbenzene	ND	0.00050		mg/L	1	04/28/2015 0937	04/28/2015 1311	KP
1,2-Dichlorobenzene	ND	0.00050		mg/L	1	04/28/2015 0937	04/28/2015 1311	KP
1,2-Dichloroethane	ND	0.00050		mg/L	1	04/28/2015 0937	04/28/2015 1311	KP
1,2-Dichloropropane	ND	0.00050		mg/L	1	04/28/2015 0937	04/28/2015 1311	KP
1,3,5-Trimethylbenzene	ND	0.00050		mg/L	1	04/28/2015 0937	04/28/2015 1311	KP
1,3-Dichlorobenzene	ND	0.00050		mg/L	1	04/28/2015 0937	04/28/2015 1311	KP
1,3-Dichloropropane	ND	0.00050		mg/L	1	04/28/2015 0937	04/28/2015 1311	KP
1,4-Dichlorobenzene	ND	0.00050		mg/L	1	04/28/2015 0937	04/28/2015 1311	KP
2,2-Dichloropropane	ND	0.00050		mg/L	1	04/28/2015 0937	04/28/2015 1311	KP
2-Chlorotoluene	ND	0.00050		mg/L	1	04/28/2015 0937	04/28/2015 1311	KP
4-Chlorotoluene	ND	0.00050		mg/L	1	04/28/2015 0937	04/28/2015 1311	KP
4-Isopropyltoluene	ND	0.00050		mg/L	1	04/28/2015 0937	04/28/2015 1311	KP
Benzene	ND	0.00050		mg/L	1	04/28/2015 0937	04/28/2015 1311	KP
Bromobenzene	ND	0.00050		mg/L	1	04/28/2015 0937	04/28/2015 1311	KP
Bromochloromethane	ND	0.00050		mg/L	1	04/28/2015 0937	04/28/2015 1311	KP
Bromodichloromethane	ND	0.00050		mg/L	1	04/28/2015 0937	04/28/2015 1311	KP
Bromoform	ND	0.00050		mg/L	1	04/28/2015 0937	04/28/2015 1311	KP
Bromomethane	ND	0.00050	V1	mg/L	1	04/28/2015 0937	04/28/2015 1311	KP
Carbon tetrachloride	ND	0.00050		mg/L	1	04/28/2015 0937	04/28/2015 1311	KP
Chlorobenzene	ND	0.00050		mg/L	1	04/28/2015 0937	04/28/2015 1311	KP
Chloroethane	ND	0.00050		mg/L	1	04/28/2015 0937	04/28/2015 1311	KP
Chloroform	ND	0.00050		mg/L	1	04/28/2015 0937	04/28/2015 1311	KP
Chloromethane	ND	0.00050		mg/L	1	04/28/2015 0937	04/28/2015 1311	KP
cis-1,2-Dichloroethene	ND	0.00050		mg/L	1	04/28/2015 0937	04/28/2015 1311	KP
cis-1,3-Dichloropropene	ND	0.00050		mg/L	1	04/28/2015 0937	04/28/2015 1311	KP
Dibromochloromethane	ND	0.00050		mg/L	1	04/28/2015 0937	04/28/2015 1311	KP

Turner Laboratories, Inc.

Date: 05/15/2015

Client:	University of Arizona- Risk Management Se	**Client Sample ID:**	Trip Blank
Project:	Page Ranch	**Collection Date/Time:**	04/22/2015 0000
Work Order:	15D0630	**Matrix:**	Trip Blank
Lab Sample ID:	15D0630-02	**Order Name:**	MW#1

Analyses	Result	PQL	Qual	Units	DF	Prep Date	Analysis Date	Analyst
Dibromomethane	ND	0.00050		mg/L	1	04/28/2015 0937	04/28/2015 1311	KP
Dichlorodifluoromethane	ND	0.00050		mg/L	1	04/28/2015 0937	04/28/2015 1311	KP
Ethylbenzene	ND	0.00050		mg/L	1	04/28/2015 0937	04/28/2015 1311	KP
Hexachlorobutadiene	ND	0.00050		mg/L	1	04/28/2015 0937	04/28/2015 1311	KP
Isopropylbenzene	ND	0.00050		mg/L	1	04/28/2015 0937	04/28/2015 1311	KP
Methylene chloride	ND	0.00050		mg/L	1	04/28/2015 0937	04/28/2015 1311	KP
Naphthalene	ND	0.00050	N4	mg/L	1	04/28/2015 0937	04/28/2015 1311	KP
n-Butylbenzene	ND	0.00050		mg/L	1	04/28/2015 0937	04/28/2015 1311	KP
n-Propylbenzene	ND	0.00050		mg/L	1	04/28/2015 0937	04/28/2015 1311	KP
sec-Butylbenzene	ND	0.00050		mg/L	1	04/28/2015 0937	04/28/2015 1311	KP
Styrene	ND	0.00050		mg/L	1	04/28/2015 0937	04/28/2015 1311	KP
tert-Butylbenzene	ND	0.00050		mg/L	1	04/28/2015 0937	04/28/2015 1311	KP
Tetrachloroethene	ND	0.00050		mg/L	1	04/28/2015 0937	04/28/2015 1311	KP
Toluene	ND	0.00050		mg/L	1	04/28/2015 0937	04/28/2015 1311	KP
trans-1,2-Dichloroethene	ND	0.00050		mg/L	1	04/28/2015 0937	04/28/2015 1311	KP
trans-1,3-Dichloropropene	ND	0.00050		mg/L	1	04/28/2015 0937	04/28/2015 1311	KP
Trichloroethene	ND	0.00050		mg/L	1	04/28/2015 0937	04/28/2015 1311	KP
Trichlorofluoromethane	ND	0.00050		mg/L	1	04/28/2015 0937	04/28/2015 1311	KP
TTHMs	ND	0.00050		mg/L	1	04/28/2015 0937	04/28/2015 1311	KP
Vinyl chloride	ND	0.00050		mg/L	1	04/28/2015 0937	04/28/2015 1311	KP
Xylenes, Total	ND	0.0015		mg/L	1	04/28/2015 0937	04/28/2015 1311	KP
Surr: 1,2-Dichlorobenzene-d4	*93*	*70-130*		*%REC*	*1*	*04/28/2015 0937*	*04/28/2015 1311*	*KP*
Surr: 4-Bromofluorobenzene	*79*	*70-130*		*%REC*	*1*	*04/28/2015 0937*	*04/28/2015 1311*	*KP*

Client: University of Arizona- Risk Management Services
Project: Page Ranch
Work Order: 15D0630
Date Received: 04/22/2015

QC Summary

Analyte	Result	Reporting Limit	Units	Spike Level	Source Result	%REC	%REC Limits	RPD	RPD Limit	Qual
Batch 1504261 - E200.7										
Blank (1504261-BLK1)				Prepared & Analyzed: 04/24/2015						
Manganese	ND	0.020	mg/L							
Sodium	ND	5.0	mg/L							
LCS (1504261-BS1)				Prepared & Analyzed: 04/24/2015						
Manganese	0.50	0.020	mg/L	0.5000		99	85-115			
Sodium	10	5.0	mg/L	10.00		103	85-115			
LCS Dup (1504261-BSD1)				Prepared & Analyzed: 04/24/2015						
Manganese	0.49	0.020	mg/L	0.5000		99	85-115	0.6	20	
Sodium	10	5.0	mg/L	10.00		102	85-115	1	20	
Matrix Spike (1504261-MS1)		**Source: 15D0498-02**		Prepared & Analyzed: 04/24/2015						
Manganese	0.52	0.020	mg/L	0.5000	0.056	92	70-130			
Sodium	130	5.0	mg/L	10.00	120	85	70-130			
Matrix Spike (1504261-MS2)		**Source: 15D0571-02**		Prepared & Analyzed: 04/24/2015						
Manganese	0.53	0.020	mg/L	0.5000	0.065	94	70-130			
Sodium	150	5.0	mg/L	10.00	150	45	70-130			M3
Matrix Spike (1504261-MS3)		**Source: 15D0631-01**		Prepared & Analyzed: 04/24/2015						
Manganese	0.57	0.020	mg/L	0.5000	0.090	95	70-130			
Sodium	41	5.0	mg/L	10.00	32	93	70-130			

Client: University of Arizona- Risk Management Services
Project: Page Ranch
Work Order: 15D0630
Date Received: 04/22/2015

QC Summary

Analyte	Result	Reporting Limit	Units	Spike Level	Source Result	%REC	%REC Limits	RPD	RPD Limit	Qual
Batch 1504251 - SW8081A										
Blank (1504251-BLK1)				Prepared: 04/24/2015 Analyzed: 04/30/2015						
4,4´-DDD	ND	0.10	ug/L							
4,4´-DDE	ND	0.10	ug/L							
4,4´-DDT	ND	0.10	ug/L							
Aldrin	ND	0.10	ug/L							
alpha-BHC	ND	0.10	ug/L							
alpha-Chlordane	ND	0.10	ug/L							
beta-BHC	ND	0.10	ug/L							
delta-BHC	ND	0.10	ug/L							
Dieldrin	ND	0.10	ug/L							
Endosulfan I	ND	0.10	ug/L							
Endosulfan II	ND	0.10	ug/L							
Endosulfan sulfate	ND	0.10	ug/L							
Endrin	ND	0.10	ug/L							
Endrin aldehyde	ND	0.10	ug/L							
Endrin ketone	ND	0.10	ug/L							
gamma-BHC	ND	0.10	ug/L							
gamma-Chlordane	ND	0.10	ug/L							
Heptachlor	ND	0.10	ug/L							
Heptachlor epoxide	ND	0.10	ug/L							
Methoxychlor	ND	0.10	ug/L							
Toxaphene	ND	1.0	ug/L							
Surrogate: Decachlorobiphenyl	*0.949*		*ug/L*	*1.000*		*95*	*38.8-124*			
Surrogate: Tetrachloro-m-xylene	*0.631*		*ug/L*	*1.000*		*63*	*40-118.3*			
LCS (1504251-BS1)				Prepared: 04/24/2015 Analyzed: 04/30/2015						
4,4´-DDT	1.1	0.10	ug/L	1.000		114	54.8-117.2			
Aldrin	0.41	0.10	ug/L	0.5000		81	53.1-105			
Dieldrin	0.71	0.10	ug/L	1.000		71	59.5-100.2			
Endrin	0.98	0.10	ug/L	1.000		98	58.1-100.7			
gamma-BHC	0.45	0.10	ug/L	0.5000		90	56.5-117.1			
Heptachlor	0.39	0.10	ug/L	0.5000		78	51.5-104.5			
Surrogate: Decachlorobiphenyl	*0.972*		*ug/L*	*1.000*		*97*	*54.4-123.3*			
Surrogate: Tetrachloro-m-xylene	*0.583*		*ug/L*	*1.000*		*58*	*37.5-105.7*			
LCS Dup (1504251-BSD1)				Prepared: 04/24/2015 Analyzed: 04/30/2015						
4,4´-DDT	1.2	0.10	ug/L	1.000		117	54.8-117.2	2	30	
Aldrin	0.42	0.10	ug/L	0.5000		83	53.1-105	3	30	
Dieldrin	0.72	0.10	ug/L	1.000		72	59.5-100.2	1	30	
Endrin	1.0	0.10	ug/L	1.000		100	58.1-100.7	2	30	
gamma-BHC	0.46	0.10	ug/L	0.5000		92	56.5-117.1	2	30	
Heptachlor	0.40	0.10	ug/L	0.5000		80	51.5-104.5	3	30	
Surrogate: Decachlorobiphenyl	*0.978*		*ug/L*	*1.000*		*98*	*54.4-123.3*			
Surrogate: Tetrachloro-m-xylene	*0.614*		*ug/L*	*1.000*		*61*	*37.5-105.7*			

Client: University of Arizona- Risk Management Services
Project: Page Ranch
Work Order: 15D0630
Date Received: 04/22/2015

QC Summary

Analyte	Result	Reporting Limit	Units	Spike Level	Source Result	%REC	%REC Limits	RPD	RPD Limit	Qual
Batch 1504251 - SW8081A										
Matrix Spike (1504251-MS1)		**Source: 15D0631-01**		Prepared: 04/24/2015 Analyzed: 04/30/2015						
4,4′-DDT	1.1	0.10	ug/L	1.003	ND	114	10.1-142.2			
Aldrin	0.40	0.10	ug/L	0.5015	ND	79	23.2-118.8			
Dieldrin	0.71	0.10	ug/L	1.003	ND	71	43.8-113.4			
Endrin	0.99	0.10	ug/L	1.003	ND	99	28.1-131.1			
gamma-BHC	0.42	0.10	ug/L	0.5015	ND	83	58-115.5			
Heptachlor	0.39	0.10	ug/L	0.5015	ND	77	32.4-137			
Surrogate: Decachlorobiphenyl	*0.972*		*ug/L*	*1.003*		*97*	*38.8-124*			
Surrogate: Tetrachloro-m-xylene	*0.545*		*ug/L*	*1.003*		*54*	*40-118.3*			
Matrix Spike Dup (1504251-MSD1)		**Source: 15D0631-01**		Prepared: 04/24/2015 Analyzed: 04/30/2015						
4,4′-DDT	1.1	0.10	ug/L	1.002	ND	114	10.1-142.2	0.7	30	
Aldrin	0.41	0.10	ug/L	0.5010	ND	82	23.2-118.8	4	30	
Dieldrin	0.71	0.10	ug/L	1.002	ND	71	43.8-113.4	0.2	30	
Endrin	0.99	0.10	ug/L	1.002	ND	99	28.1-131.1	0.1	30	
gamma-BHC	0.43	0.10	ug/L	0.5010	ND	86	58-115.5	3	30	
Heptachlor	0.41	0.10	ug/L	0.5010	ND	81	32.4-137	5	30	
Surrogate: Decachlorobiphenyl	*0.960*		*ug/L*	*1.002*		*96*	*38.8-124*			
Surrogate: Tetrachloro-m-xylene	*0.649*		*ug/L*	*1.002*		*65*	*40-118.3*			
Batch 1504268 - SW8270C										

Client: University of Arizona- Risk Management Services
Project: Page Ranch
Work Order: 15D0630
Date Received: 04/22/2015

QC Summary

Analyte	Result	Reporting Limit	Units	Spike Level	Source Result	%REC	%REC Limits	RPD	RPD Limit	Qual
Batch 1504268 - SW8270C										
Blank (1504268-BLK1)				Prepared: 04/27/2015 Analyzed: 04/30/2015						
1,2,4-Trichlorobenzene	ND	10	ug/L							
1,2-Dichlorobenzene	ND	10	ug/L							
1,3-Dichlorobenzene	ND	10	ug/L							
1,4-Dichlorobenzene	ND	10	ug/L							
2,4,5-Trichlorophenol	ND	10	ug/L							
2,4,6-Trichlorophenol	ND	10	ug/L							
2,4-Dichlorophenol	ND	10	ug/L							
2,4-Dimethylphenol	ND	10	ug/L							
2,4-Dinitrophenol	ND	50	ug/L							
2,4-Dinitrotoluene	ND	10	ug/L							
2,6-Dinitrotoluene	ND	10	ug/L							
2-Chloronaphthalene	ND	10	ug/L							
2-Chlorophenol	ND	10	ug/L							
2-Methylnaphthalene	ND	5.0	ug/L							
2-Methylphenol	ND	10	ug/L							
2-Nitroaniline	ND	20	ug/L							
2-Nitrophenol	ND	10	ug/L							
3,3´-Dichlorobenzidine	ND	20	ug/L							
3,4-Methylphenol	ND	10	ug/L							
3-Nitroaniline	ND	20	ug/L							
4,6-Dinitro-2-methylphenol	ND	20	ug/L							
4-Bromophenyl phenyl ether	ND	10	ug/L							
4-Chloro-3-methylphenol	ND	10	ug/L							
4-Chloroaniline	ND	20	ug/L							
4-Chlorophenyl phenyl ether	ND	10	ug/L							
4-Nitroaniline	ND	20	ug/L							
4-Nitrophenol	ND	50	ug/L							
Acenaphthene	ND	5.0	ug/L							
Acenaphthylene	ND	5.0	ug/L							
Aniline	ND	20	ug/L							
Anthracene	ND	5.0	ug/L							
Benzo[a]anthracene	ND	5.0	ug/L							
Benzo[a]pyrene	ND	5.0	ug/L							
Benzo[b,k]fluoranthene	ND	10	ug/L							
Benzo[g,h,i]perylene	ND	5.0	ug/L							
Benzoic acid	ND	50	ug/L							
Benzyl alcohol	ND	5.0	ug/L							
Bis(2-chloroethoxy)methane	ND	10	ug/L							
Bis(2-chloroethyl)ether	ND	10	ug/L							
Bis(2-chloroisopropyl)ether	ND	10	ug/L							
Bis(2-ethylhexyl)phthalate	ND	10	ug/L							
Butyl benzyl phthalate	ND	10	ug/L							
Chrysene	ND	5.0	ug/L							
Dibenzo[a,h]anthracene	ND	5.0	ug/L							
Dibenzofuran	ND	5.0	ug/L							
Diethyl phthalate	ND	10	ug/L							
Dimethyl phthalate	ND	10	ug/L							
Di-n-butyl phthalate	ND	10	ug/L							

Client: University of Arizona- Risk Management Services
Project: Page Ranch
Work Order: 15D0630
Date Received: 04/22/2015

QC Summary

Analyte	Result	Reporting Limit	Units	Spike Level	Source Result	%REC	%REC Limits	RPD	RPD Limit	Qual
Batch 1504268 - SW8270C										
Blank (1504268-BLK1)				Prepared: 04/27/2015 Analyzed: 04/30/2015						
Di-n-octyl phthalate	ND	10	ug/L							
Fluoranthene	ND	5.0	ug/L							
Fluorene	ND	5.0	ug/L							
Hexachlorobenzene	ND	10	ug/L							
Hexachlorobutadiene	ND	10	ug/L							
Hexachlorocyclopentadiene	ND	10	ug/L							
Hexachloroethane	ND	10	ug/L							
Indeno[1,2,3-cd]pyrene	ND	5.0	ug/L							
Isophorone	ND	10	ug/L							
Naphthalene	ND	5.0	ug/L							
Nitrobenzene	ND	10	ug/L							
N-Nitrosodimethylamine	ND	10	ug/L							
N-Nitrosodiphenylamine	ND	10	ug/L							
N-Nitrosodipropylamine	ND	10	ug/L							
Pentachlorophenol	ND	30	ug/L							
Phenanthrene	ND	5.0	ug/L							
Phenol	ND	10	ug/L							
Pyrene	ND	5.0	ug/L							
Surrogate: 2,4,6-Tribromophenol	*80.7*		*ug/L*	*100.0*		*81*	*61-118*			
Surrogate: 2-Fluorobiphenyl	*67.5*		*ug/L*	*100.0*		*67*	*30.9-111*			
Surrogate: 2-Fluorophenol	*46.0*		*ug/L*	*100.0*		*46*	*15.2-68.1*			
Surrogate: 4-Terphenyl-d14	*60.1*		*ug/L*	*100.0*		*60*	*0-123*			
Surrogate: Nitrobenzene-d5	*57.1*		*ug/L*	*100.0*		*57*	*35-99*			
Surrogate: Phenol-d6	*52.9*		*ug/L*	*100.0*		*53*	*0-115*			
LCS (1504268-BS1)				Prepared: 04/27/2015 Analyzed: 04/30/2015						
1,2,4-Trichlorobenzene	41	10	ug/L	50.00		82	29.5-92.8			
1,4-Dichlorobenzene	32	10	ug/L	50.00		63	21.9-69.5			
2,4-Dinitrotoluene	46	10	ug/L	50.00		91	40.6-90			L5
2-Chlorophenol	69	10	ug/L	100.0		69	33-82.4			
4-Chloro-3-methylphenol	88	10	ug/L	100.0		88	39.5-87.3			L5
4-Nitrophenol	90	50	ug/L	100.0		90	41.7-99.9			
Acenaphthene	42	5.0	ug/L	50.00		84	38.3-91.1			
N-Nitrosodipropylamine	46	10	ug/L	50.00		91	40.5-95.8			
Pentachlorophenol	100	30	ug/L	100.0		103	32.5-106			
Phenol	63	10	ug/L	100.0		63	8.08-78.4			
Pyrene	45	5.0	ug/L	50.00		90	34.9-95.9			
Surrogate: 2,4,6-Tribromophenol	*119*		*ug/L*	*100.0*		*119*	*56.4-119*			
Surrogate: 2-Fluorobiphenyl	*81.6*		*ug/L*	*100.0*		*82*	*39.7-99.4*			
Surrogate: 2-Fluorophenol	*59.5*		*ug/L*	*100.0*		*59*	*24.4-64.9*			
Surrogate: 4-Terphenyl-d14	*59.2*		*ug/L*	*100.0*		*59*	*28.3-82.4*			
Surrogate: Nitrobenzene-d5	*83.7*		*ug/L*	*100.0*		*84*	*38.4-84.6*			
Surrogate: Phenol-d6	*67.5*		*ug/L*	*100.0*		*68*	*18.3-88.5*			

Client: University of Arizona- Risk Management Services
Project: Page Ranch
Work Order: 15D0630
Date Received: 04/22/2015

QC Summary

Analyte	Result	Reporting Limit	Units	Spike Level	Source Result	%REC	%REC Limits	RPD	RPD Limit	Qual
Batch 1504268 - SW8270C										
LCS Dup (1504268-BSD1)				Prepared: 04/27/2015 Analyzed: 04/30/2015						
1,2,4-Trichlorobenzene	34	10	ug/L	50.00		68	29.5-92.8	18	30	
1,4-Dichlorobenzene	28	10	ug/L	50.00		56	21.9-69.5	13	30	
2,4-Dinitrotoluene	39	10	ug/L	50.00		78	40.6-90	16	30	
2-Chlorophenol	62	10	ug/L	100.0		62	33-82.4	12	30	
4-Chloro-3-methylphenol	74	10	ug/L	100.0		74	39.5-87.3	17	30	
4-Nitrophenol	77	50	ug/L	100.0		77	41.7-99.9	16	30	
Acenaphthene	36	5.0	ug/L	50.00		71	38.3-91.1	16	30	
N-Nitrosodipropylamine	41	10	ug/L	50.00		82	40.5-95.8	10	30	
Pentachlorophenol	85	30	ug/L	100.0		85	32.5-106	19	30	
Phenol	58	10	ug/L	100.0		58	8.08-78.4	9	30	
Pyrene	39	5.0	ug/L	50.00		78	34.9-95.9	15	30	
Surrogate: 2,4,6-Tribromophenol	*99.6*		*ug/L*	*100.0*		*100*	*56.4-119*			
Surrogate: 2-Fluorobiphenyl	*70.0*		*ug/L*	*100.0*		*70*	*39.7-99.4*			
Surrogate: 2-Fluorophenol	*52.5*		*ug/L*	*100.0*		*52*	*24.4-64.9*			
Surrogate: 4-Terphenyl-d14	*57.7*		*ug/L*	*100.0*		*58*	*28.3-82.4*			
Surrogate: Nitrobenzene-d5	*70.0*		*ug/L*	*100.0*		*70*	*38.4-84.6*			
Surrogate: Phenol-d6	*61.6*		*ug/L*	*100.0*		*62*	*18.3-88.5*			
Matrix Spike (1504268-MS1)		**Source: 15D0631-01**		Prepared: 04/27/2015 Analyzed: 04/30/2015						
1,2,4-Trichlorobenzene	18	10	ug/L	50.25	ND	36	26.6-89.9			
1,4-Dichlorobenzene	13	10	ug/L	50.25	ND	26	19.9-65.5			
2,4-Dinitrotoluene	26	10	ug/L	50.25	ND	51	34-105			
2-Chlorophenol	34	10	ug/L	100.5	ND	34	36.6-79.1			M7
4-Chloro-3-methylphenol	43	10	ug/L	100.5	ND	43	37.3-97.9			
4-Nitrophenol	48	50	ug/L	100.5	ND	47	13.5-140			
Acenaphthene	23	5.0	ug/L	50.25	ND	45	33.3-99.9			
N-Nitrosodipropylamine	21	10	ug/L	50.25	ND	42	24.1-125			
Pentachlorophenol	51	30	ug/L	100.5	ND	50	16.1-135			
Phenol	35	10	ug/L	100.5	ND	35	13.6-83.9			
Pyrene	24	5.0	ug/L	50.25	ND	48	5.95-112			
Surrogate: 2,4,6-Tribromophenol	*59.2*		*ug/L*	*100.5*		*59*	*61-118*			*S12*
Surrogate: 2-Fluorobiphenyl	*47.0*		*ug/L*	*100.5*		*47*	*30.9-111*			
Surrogate: 2-Fluorophenol	*27.1*		*ug/L*	*100.5*		*27*	*15.2-68.1*			
Surrogate: 4-Terphenyl-d14	*43.1*		*ug/L*	*100.5*		*43*	*0-123*			
Surrogate: Nitrobenzene-d5	*36.2*		*ug/L*	*100.5*		*36*	*35-99*			
Surrogate: Phenol-d6	*35.4*		*ug/L*	*100.5*		*35*	*0-115*			

Client: University of Arizona- Risk Management Services
Project: Page Ranch
Work Order: 15D0630
Date Received: 04/22/2015

QC Summary

Analyte	Result	Reporting Limit	Units	Spike Level	Source Result	%REC	%REC Limits	RPD	RPD Limit	Qual
Batch 1504268 - SW8270C										
Matrix Spike Dup (1504268-MSD1)		**Source: 15D0631-01**		Prepared: 04/27/2015 Analyzed: 04/30/2015						
1,2,4-Trichlorobenzene	31	10	ug/L	50.05	ND	62	26.6-89.9	52	30	R4
1,4-Dichlorobenzene	23	10	ug/L	50.05	ND	46	19.9-65.5	53	30	R4
2,4-Dinitrotoluene	41	10	ug/L	50.05	ND	82	34-105	45	30	R4
2-Chlorophenol	53	10	ug/L	100.1	ND	53	36.6-79.1	44	30	R13
4-Chloro-3-methylphenol	67	10	ug/L	100.1	ND	67	37.3-97.9	44	30	R4
4-Nitrophenol	72	50	ug/L	100.1	ND	72	13.5-140	41	30	R4
Acenaphthene	37	5.0	ug/L	50.05	ND	73	33.3-99.9	46	30	R4
N-Nitrosodipropylamine	36	10	ug/L	50.05	ND	72	24.1-125	53	30	R4
Pentachlorophenol	74	30	ug/L	100.1	ND	74	16.1-135	38	30	R4
Phenol	55	10	ug/L	100.1	ND	55	13.6-83.9	45	30	R4
Pyrene	34	5.0	ug/L	50.05	ND	69	5.95-112	35	30	R4
Surrogate: 2,4,6-Tribromophenol	*87.0*		*ug/L*	*100.1*		*87*	*61-118*			
Surrogate: 2-Fluorobiphenyl	*80.9*		*ug/L*	*100.1*		*81*	*30.9-111*			
Surrogate: 2-Fluorophenol	*45.0*		*ug/L*	*100.1*		*45*	*15.2-68.1*			
Surrogate: 4-Terphenyl-d14	*62.6*		*ug/L*	*100.1*		*63*	*0-123*			
Surrogate: Nitrobenzene-d5	*60.9*		*ug/L*	*100.1*		*61*	*35-99*			
Surrogate: Phenol-d6	*57.6*		*ug/L*	*100.1*		*58*	*0-115*			
Batch 1505018 - E504.1										
Blank (1505018-BLK1)				Prepared & Analyzed: 05/04/2015						
1,2-Dibromo-3-chloropropane	ND	0.000020	mg/L							
1,2-Dibromoethane	ND	0.000010	mg/L							
Surrogate: Tetrachloro-m-xylene	*0.000234*		*mg/L*	*0.0002000*		*117*	*70-130*			
LCS (1505018-BS1)				Prepared & Analyzed: 05/04/2015						
1,2-Dibromo-3-chloropropane	0.00025	0.000020	mg/L	0.0002500		99	70-130			
1,2-Dibromoethane	0.00024	0.000010	mg/L	0.0002500		94	70-130			
Surrogate: Tetrachloro-m-xylene	*0.000241*		*mg/L*	*0.0002000*		*120*	*70-130*			
LCS Dup (1505018-BSD1)				Prepared & Analyzed: 05/04/2015						
1,2-Dibromo-3-chloropropane	0.00024	0.000020	mg/L	0.0002500		97	70-130	2	30	
1,2-Dibromoethane	0.00025	0.000010	mg/L	0.0002500		100	70-130	6	30	
Surrogate: Tetrachloro-m-xylene	*0.000237*		*mg/L*	*0.0002000*		*118*	*70-130*			
Matrix Spike (1505018-MS1)		**Source: 15D0631-01**		Prepared & Analyzed: 05/04/2015						
1,2-Dibromo-3-chloropropane	0.00024	0.000020	mg/L	0.0002500	ND	95	70-130			
1,2-Dibromoethane	0.00023	0.000010	mg/L	0.0002500	ND	94	70-130			
Surrogate: Tetrachloro-m-xylene	*0.000233*		*mg/L*	*0.0002000*		*116*	*70-130*			

Client: University of Arizona- Risk Management Services
Project: Page Ranch
Work Order: 15D0630
Date Received: 04/22/2015

QC Summary

Analyte	Result	Reporting Limit	Units	Spike Level	Source Result	%REC	%REC Limits	RPD	RPD Limit	Qual
Batch 1504286 - EPA 524.2										

Client: University of Arizona- Risk Management Services
Project: Page Ranch
Work Order: 15D0630
Date Received: 04/22/2015

QC Summary

Analyte	Result	Reporting Limit	Units	Spike Level	Source Result	%REC	%REC Limits	RPD	RPD Limit	Qual
Batch 1504286 - EPA 524.2										
Blank (1504286-BLK1)				Prepared & Analyzed: 04/28/2015						
1,1,1,2-Tetrachloroethane	ND	0.00050	mg/L							
1,1,1-Trichloroethane	ND	0.00050	mg/L							
1,1,2,2-Tetrachloroethane	ND	0.00050	mg/L							
1,1,2-Trichloroethane	ND	0.00050	mg/L							
1,1-Dichloroethane	ND	0.00050	mg/L							
1,1-Dichloroethene	ND	0.00050	mg/L							
1,1-Dichloropropene	ND	0.00050	mg/L							
1,2,3-Trichlorobenzene	ND	0.00050	mg/L							
1,2,3-Trichloropropane	ND	0.00050	mg/L							
1,2,4-Trichlorobenzene	ND	0.00050	mg/L							
1,2,4-Trimethylbenzene	ND	0.00050	mg/L							
1,2-Dichlorobenzene	ND	0.00050	mg/L							
1,2-Dichloroethane	ND	0.00050	mg/L							
1,2-Dichloropropane	ND	0.00050	mg/L							
1,3,5-Trimethylbenzene	ND	0.00050	mg/L							
1,3-Dichlorobenzene	ND	0.00050	mg/L							
1,3-Dichloropropane	ND	0.00050	mg/L							
1,4-Dichlorobenzene	ND	0.00050	mg/L							
2,2-Dichloropropane	ND	0.00050	mg/L							
2-Chlorotoluene	ND	0.00050	mg/L							
4-Chlorotoluene	ND	0.00050	mg/L							
4-Isopropyltoluene	ND	0.00050	mg/L							
Benzene	ND	0.00050	mg/L							
Bromobenzene	ND	0.00050	mg/L							
Bromochloromethane	ND	0.00050	mg/L							
Bromodichloromethane	ND	0.00050	mg/L							
Bromoform	ND	0.00050	mg/L							
Bromomethane	ND	0.00050	mg/L							
Carbon tetrachloride	ND	0.00050	mg/L							
Chlorobenzene	ND	0.00050	mg/L							
Chloroethane	ND	0.00050	mg/L							
Chloroform	ND	0.00050	mg/L							
Chloromethane	ND	0.00050	mg/L							
cis-1,2-Dichloroethene	ND	0.00050	mg/L							
cis-1,3-Dichloropropene	ND	0.00050	mg/L							
Dibromochloromethane	ND	0.00050	mg/L							
Dibromomethane	ND	0.00050	mg/L							
Dichlorodifluoromethane	ND	0.00050	mg/L							
Ethylbenzene	ND	0.00050	mg/L							
Hexachlorobutadiene	ND	0.00050	mg/L							
Isopropylbenzene	ND	0.00050	mg/L							
Methylene chloride	ND	0.00050	mg/L							
Naphthalene	ND	0.00050	mg/L							
n-Butylbenzene	ND	0.00050	mg/L							
n-Propylbenzene	ND	0.00050	mg/L							
sec-Butylbenzene	ND	0.00050	mg/L							
Styrene	ND	0.00050	mg/L							
tert-Butylbenzene	ND	0.00050	mg/L							

Client: University of Arizona- Risk Management Services
Project: Page Ranch
Work Order: 15D0630
Date Received: 04/22/2015

QC Summary

Analyte	Result	Reporting Limit	Units	Spike Level	Source Result	%REC	%REC Limits	RPD	RPD Limit	Qual
Batch 1504286 - EPA 524.2										
Blank (1504286-BLK1)				Prepared & Analyzed: 04/28/2015						
Tetrachloroethene	ND	0.00050	mg/L							
Toluene	ND	0.00050	mg/L							
trans-1,2-Dichloroethene	ND	0.00050	mg/L							
trans-1,3-Dichloropropene	ND	0.00050	mg/L							
Trichloroethene	ND	0.00050	mg/L							
Trichlorofluoromethane	ND	0.00050	mg/L							
TTHMs	ND	0.00050	mg/L							
Vinyl chloride	ND	0.00050	mg/L							
Xylenes, Total	ND	0.0015	mg/L							
Surrogate: 1,2-Dichlorobenzene-d4	*0.86*		*ug/L*	*1.000*		*86*	*70-130*			
Surrogate: 4-Bromofluorobenzene	*0.92*		*ug/L*	*1.000*		*92*	*70-130*			

Client: University of Arizona- Risk Management Services
Project: Page Ranch
Work Order: 15D0630
Date Received: 04/22/2015

QC Summary

Analyte	Result	Reporting Limit	Units	Spike Level	Source Result	%REC	%REC Limits	RPD	RPD Limit	Qual
Batch 1504286 - EPA 524.2										
LCS (1504286-BS1)				Prepared & Analyzed: 04/28/2015						
1,1,1,2-Tetrachloroethane	0.0054	0.00050	mg/L	0.005000		107	70-130			
1,1,1-Trichloroethane	0.0038	0.00050	mg/L	0.005000		76	70-130			
1,1,2,2-Tetrachloroethane	0.0056	0.00050	mg/L	0.005000		112	70-130			
1,1,2-Trichloroethane	0.0055	0.00050	mg/L	0.005000		111	70-130			
1,1-Dichloroethane	0.0057	0.00050	mg/L	0.005000		114	70-130			
1,1-Dichloroethene	0.0059	0.00050	mg/L	0.005000		117	70-130			
1,1-Dichloropropene	0.0060	0.00050	mg/L	0.005000		121	70-130			
1,2,3-Trichlorobenzene	0.0051	0.00050	mg/L	0.005000		102	70-130			
1,2,3-Trichloropropane	0.0058	0.00050	mg/L	0.005000		115	70-130			
1,2,4-Trichlorobenzene	0.0046	0.00050	mg/L	0.005000		93	70-130			
1,2,4-Trimethylbenzene	0.0058	0.00050	mg/L	0.005000		116	70-130			
1,2-Dichlorobenzene	0.0055	0.00050	mg/L	0.005000		111	70-130			
1,2-Dichloroethane	0.0058	0.00050	mg/L	0.005000		115	70-130			
1,2-Dichloropropane	0.0056	0.00050	mg/L	0.005000		112	70-130			
1,3,5-Trimethylbenzene	0.0059	0.00050	mg/L	0.005000		117	70-130			
1,3-Dichlorobenzene	0.0055	0.00050	mg/L	0.005000		110	70-130			
1,3-Dichloropropane	0.0055	0.00050	mg/L	0.005000		110	70-130			
1,4-Dichlorobenzene	0.0058	0.00050	mg/L	0.005000		116	70-130			
2,2-Dichloropropane	0.0053	0.00050	mg/L	0.005000		106	70-130			
2-Chlorotoluene	0.0059	0.00050	mg/L	0.005000		118	70-130			
4-Chlorotoluene	0.0058	0.00050	mg/L	0.005000		116	70-130			
4-Isopropyltoluene	0.0058	0.00050	mg/L	0.005000		115	70-130			
Benzene	0.0057	0.00050	mg/L	0.005000		114	70-130			
Bromobenzene	0.0054	0.00050	mg/L	0.005000		107	70-130			
Bromochloromethane	0.0058	0.00050	mg/L	0.005000		115	70-130			
Bromodichloromethane	0.0053	0.00050	mg/L	0.005000		106	70-130			
Bromoform	0.0054	0.00050	mg/L	0.005000		107	70-130			
Bromomethane	0.0065	0.00050	mg/L	0.005000		129	70-130			
Carbon tetrachloride	0.0055	0.00050	mg/L	0.005000		109	70-130			
Chlorobenzene	0.0054	0.00050	mg/L	0.005000		107	70-130			
Chloroethane	0.0051	0.00050	mg/L	0.005000		101	70-130			
Chloroform	0.0044	0.00050	mg/L	0.005000		88	70-130			
Chloromethane	0.0052	0.00050	mg/L	0.005000		104	70-130			
cis-1,2-Dichloroethene	0.0059	0.00050	mg/L	0.005000		117	70-130			
cis-1,3-Dichloropropene	0.0051	0.00050	mg/L	0.005000		101	70-130			
Dibromochloromethane	0.0055	0.00050	mg/L	0.005000		110	70-130			
Dibromomethane	0.0056	0.00050	mg/L	0.005000		112	70-130			
Dichlorodifluoromethane	0.0052	0.00050	mg/L	0.005000		105	70-130			
Ethylbenzene	0.0058	0.00050	mg/L	0.005000		116	70-130			
Hexachlorobutadiene	0.0051	0.00050	mg/L	0.005000		102	70-130			
Isopropylbenzene	0.0059	0.00050	mg/L	0.005000		118	70-130			
Methyl tert-Butyl Ether (MTBE)	0.0039	0.00050	mg/L	0.005000		79	0-200			
Methylene chloride	0.0056	0.00050	mg/L	0.005000		113	70-130			
Naphthalene	0.0042	0.00050	mg/L	0.005000		84	70-130			
n-Butylbenzene	0.0059	0.00050	mg/L	0.005000		117	70-130			
n-Propylbenzene	0.0059	0.00050	mg/L	0.005000		117	70-130			
sec-Butylbenzene	0.0059	0.00050	mg/L	0.005000		118	70-130			
Styrene	0.0058	0.00050	mg/L	0.005000		116	70-130			

Client: University of Arizona- Risk Management Services
Project: Page Ranch
Work Order: 15D0630
Date Received: 04/22/2015

QC Summary

Analyte	Result	Reporting Limit	Units	Spike Level	Source Result	%REC	%REC Limits	RPD	RPD Limit	Qual
Batch 1504286 - EPA 524.2										
LCS (1504286-BS1)				Prepared & Analyzed: 04/28/2015						
tert-Butylbenzene	0.0057	0.00050	mg/L	0.005000		115	70-130			
Tetrachloroethene	0.0057	0.00050	mg/L	0.005000		113	70-130			
Toluene	0.0056	0.00050	mg/L	0.005000		112	70-130			
trans-1,2-Dichloroethene	0.0058	0.00050	mg/L	0.005000		115	70-130			
trans-1,3-Dichloropropene	0.0048	0.00050	mg/L	0.005000		97	70-130			
Trichloroethene	0.0054	0.00050	mg/L	0.005000		108	70-130			
Trichlorofluoromethane	0.0057	0.00050	mg/L	0.005000		114	70-130			
TTHMs	0.021	0.00050	mg/L				70-130			
Vinyl chloride	0.0055	0.00050	mg/L	0.005000		109	70-130			
Xylenes, Total	0.018	0.0015	mg/L				70-130			
Surrogate: 1,2-Dichlorobenzene-d4	*1.0*		*ug/L*	*1.000*		*100*	*70-130*			
Surrogate: 4-Bromofluorobenzene	*1.0*		*ug/L*	*1.000*		*101*	*70-130*			

Client: University of Arizona- Risk Management Services
Project: Page Ranch
Work Order: 15D0630
Date Received: 04/22/2015

QC Summary

Analyte	Result	Reporting Limit	Units	Spike Level	Source Result	%REC	%REC Limits	RPD	RPD Limit	Qual
Batch 1504286 - EPA 524.2										
LCS Dup (1504286-BSD1)				Prepared & Analyzed: 04/28/2015						
1,1,1,2-Tetrachloroethane	0.0053	0.00050	mg/L	0.005000		106	70-130	1	20	
1,1,1-Trichloroethane	0.0050	0.00050	mg/L	0.005000		99	70-130	27	20	R6
1,1,2,2-Tetrachloroethane	0.0053	0.00050	mg/L	0.005000		107	70-130	5	20	
1,1,2-Trichloroethane	0.0052	0.00050	mg/L	0.005000		104	70-130	6	20	
1,1-Dichloroethane	0.0053	0.00050	mg/L	0.005000		106	70-130	8	20	
1,1-Dichloroethene	0.0057	0.00050	mg/L	0.005000		113	70-130	3	20	
1,1-Dichloropropene	0.0056	0.00050	mg/L	0.005000		112	70-130	8	20	
1,2,3-Trichlorobenzene	0.0051	0.00050	mg/L	0.005000		101	70-130	0.6	20	
1,2,3-Trichloropropane	0.0052	0.00050	mg/L	0.005000		104	70-130	10	20	
1,2,4-Trichlorobenzene	0.0049	0.00050	mg/L	0.005000		97	70-130	5	20	
1,2,4-Trimethylbenzene	0.0055	0.00050	mg/L	0.005000		109	70-130	6	20	
1,2-Dichlorobenzene	0.0053	0.00050	mg/L	0.005000		106	70-130	5	20	
1,2-Dichloroethane	0.0054	0.00050	mg/L	0.005000		109	70-130	6	20	
1,2-Dichloropropane	0.0052	0.00050	mg/L	0.005000		104	70-130	7	20	
1,3,5-Trimethylbenzene	0.0055	0.00050	mg/L	0.005000		110	70-130	6	20	
1,3-Dichlorobenzene	0.0052	0.00050	mg/L	0.005000		104	70-130	5	20	
1,3-Dichloropropane	0.0053	0.00050	mg/L	0.005000		105	70-130	4	20	
1,4-Dichlorobenzene	0.0054	0.00050	mg/L	0.005000		109	70-130	7	20	
2,2-Dichloropropane	0.0047	0.00050	mg/L	0.005000		94	70-130	11	20	
2-Chlorotoluene	0.0055	0.00050	mg/L	0.005000		109	70-130	7	20	
4-Chlorotoluene	0.0055	0.00050	mg/L	0.005000		109	70-130	6	20	
4-Isopropyltoluene	0.0055	0.00050	mg/L	0.005000		109	70-130	5	20	
Benzene	0.0054	0.00050	mg/L	0.005000		108	70-130	5	20	
Bromobenzene	0.0052	0.00050	mg/L	0.005000		104	70-130	3	20	
Bromochloromethane	0.0051	0.00050	mg/L	0.005000		102	70-130	12	20	
Bromodichloromethane	0.0051	0.00050	mg/L	0.005000		101	70-130	5	20	
Bromoform	0.0051	0.00050	mg/L	0.005000		101	70-130	6	20	
Bromomethane	0.0059	0.00050	mg/L	0.005000		118	70-130	9	20	
Carbon tetrachloride	0.0051	0.00050	mg/L	0.005000		102	70-130	7	20	
Chlorobenzene	0.0051	0.00050	mg/L	0.005000		101	70-130	5	20	
Chloroethane	0.0049	0.00050	mg/L	0.005000		98	70-130	3	20	
Chloroform	0.0061	0.00050	mg/L	0.005000		122	70-130	32	20	R6
Chloromethane	0.0048	0.00050	mg/L	0.005000		97	70-130	8	20	
cis-1,2-Dichloroethene	0.0052	0.00050	mg/L	0.005000		105	70-130	12	20	
cis-1,3-Dichloropropene	0.0049	0.00050	mg/L	0.005000		97	70-130	4	20	
Dibromochloromethane	0.0052	0.00050	mg/L	0.005000		103	70-130	6	20	
Dibromomethane	0.0052	0.00050	mg/L	0.005000		104	70-130	7	20	
Dichlorodifluoromethane	0.0050	0.00050	mg/L	0.005000		99	70-130	5	20	
Ethylbenzene	0.0055	0.00050	mg/L	0.005000		109	70-130	6	20	
Hexachlorobutadiene	0.0051	0.00050	mg/L	0.005000		102	70-130	0	20	
Isopropylbenzene	0.0054	0.00050	mg/L	0.005000		107	70-130	9	20	
Methyl tert-Butyl Ether (MTBE)	0.0038	0.00050	mg/L	0.005000		76	0-200	4	200	
Methylene chloride	0.0054	0.00050	mg/L	0.005000		108	70-130	4	20	
Naphthalene	0.0044	0.00050	mg/L	0.005000		88	70-130	4	20	
n-Butylbenzene	0.0054	0.00050	mg/L	0.005000		109	70-130	7	20	
n-Propylbenzene	0.0055	0.00050	mg/L	0.005000		110	70-130	6	20	
sec-Butylbenzene	0.0054	0.00050	mg/L	0.005000		109	70-130	8	20	
Styrene	0.0055	0.00050	mg/L	0.005000		109	70-130	7	20	

Client: University of Arizona- Risk Management Services
Project: Page Ranch
Work Order: 15D0630
Date Received: 04/22/2015

QC Summary

Analyte	Result	Reporting Limit	Units	Spike Level	Source Result	%REC	%REC Limits	RPD	RPD Limit	Qual
Batch 1504286 - EPA 524.2										
LCS Dup (1504286-BSD1)				Prepared & Analyzed: 04/28/2015						
tert-Butylbenzene	0.0054	0.00050	mg/L	0.005000		109	70-130	5	20	
Tetrachloroethene	0.0051	0.00050	mg/L	0.005000		102	70-130	10	20	
Toluene	0.0053	0.00050	mg/L	0.005000		105	70-130	6	20	
trans-1,2-Dichloroethene	0.0054	0.00050	mg/L	0.005000		108	70-130	7	20	
trans-1,3-Dichloropropene	0.0048	0.00050	mg/L	0.005000		96	70-130	0.6	20	
Trichloroethene	0.0052	0.00050	mg/L	0.005000		104	70-130	4	20	
Trichlorofluoromethane	0.0054	0.00050	mg/L	0.005000		108	70-130	5	20	
TTHMs	0.021	0.00050	mg/L				70-130	4	20	
Vinyl chloride	0.0053	0.00050	mg/L	0.005000		105	70-130	3	20	
Xylenes, Total	0.016	0.0015	mg/L				70-130	7	20	
Surrogate: 1,2-Dichlorobenzene-d4	*1.0*		*ug/L*	*1.000*		*101*	*70-130*			
Surrogate: 4-Bromofluorobenzene	*0.99*		*ug/L*	*1.000*		*99*	*70-130*			
Batch 1504303 - EPA 524.2										

Client: University of Arizona- Risk Management Services
Project: Page Ranch
Work Order: 15D0630
Date Received: 04/22/2015

QC Summary

Analyte	Result	Reporting Limit	Units	Spike Level	Source Result	%REC	%REC Limits	RPD	RPD Limit	Qual
Batch 1504303 - EPA 524.2										
Blank (1504303-BLK1)				Prepared & Analyzed: 04/29/2015						
1,1,1,2-Tetrachloroethane	ND	0.00050	mg/L							
1,1,1-Trichloroethane	ND	0.00050	mg/L							
1,1,2,2-Tetrachloroethane	ND	0.00050	mg/L							
1,1,2-Trichloroethane	ND	0.00050	mg/L							
1,1-Dichloroethane	ND	0.00050	mg/L							
1,1-Dichloroethene	ND	0.00050	mg/L							
1,1-Dichloropropene	ND	0.00050	mg/L							
1,2,3-Trichlorobenzene	ND	0.00050	mg/L							
1,2,3-Trichloropropane	ND	0.00050	mg/L							
1,2,4-Trichlorobenzene	ND	0.00050	mg/L							
1,2,4-Trimethylbenzene	ND	0.00050	mg/L							
1,2-Dichlorobenzene	ND	0.00050	mg/L							
1,2-Dichloroethane	ND	0.00050	mg/L							
1,2-Dichloropropane	ND	0.00050	mg/L							
1,3,5-Trimethylbenzene	ND	0.00050	mg/L							
1,3-Dichlorobenzene	ND	0.00050	mg/L							
1,3-Dichloropropane	ND	0.00050	mg/L							
1,4-Dichlorobenzene	ND	0.00050	mg/L							
2,2-Dichloropropane	ND	0.00050	mg/L							
2-Chlorotoluene	ND	0.00050	mg/L							
4-Chlorotoluene	ND	0.00050	mg/L							
4-Isopropyltoluene	ND	0.00050	mg/L							
Benzene	ND	0.00050	mg/L							
Bromobenzene	ND	0.00050	mg/L							
Bromochloromethane	ND	0.00050	mg/L							
Bromodichloromethane	ND	0.00050	mg/L							
Bromoform	ND	0.00050	mg/L							
Bromomethane	ND	0.00050	mg/L							
Carbon tetrachloride	ND	0.00050	mg/L							
Chlorobenzene	ND	0.00050	mg/L							
Chloroethane	ND	0.00050	mg/L							
Chloroform	ND	0.00050	mg/L							
Chloromethane	ND	0.00050	mg/L							
cis-1,2-Dichloroethene	ND	0.00050	mg/L							
cis-1,3-Dichloropropene	ND	0.00050	mg/L							
Dibromochloromethane	ND	0.00050	mg/L							
Dibromomethane	ND	0.00050	mg/L							
Dichlorodifluoromethane	ND	0.00050	mg/L							
Ethylbenzene	ND	0.00050	mg/L							
Hexachlorobutadiene	ND	0.00050	mg/L							
Isopropylbenzene	ND	0.00050	mg/L							
Methylene chloride	ND	0.00050	mg/L							
Naphthalene	ND	0.00050	mg/L							
n-Butylbenzene	ND	0.00050	mg/L							
n-Propylbenzene	ND	0.00050	mg/L							
sec-Butylbenzene	ND	0.00050	mg/L							
Styrene	ND	0.00050	mg/L							
tert-Butylbenzene	ND	0.00050	mg/L							

Client: University of Arizona- Risk Management Services
Project: Page Ranch
Work Order: 15D0630
Date Received: 04/22/2015

QC Summary

Analyte	Result	Reporting Limit	Units	Spike Level	Source Result	%REC	%REC Limits	RPD	RPD Limit	Qual
Batch 1504303 - EPA 524.2										
Blank (1504303-BLK1)				Prepared & Analyzed: 04/29/2015						
Tetrachloroethene	ND	0.00050	mg/L							
Toluene	ND	0.00050	mg/L							
trans-1,2-Dichloroethene	ND	0.00050	mg/L							
trans-1,3-Dichloropropene	ND	0.00050	mg/L							
Trichloroethene	ND	0.00050	mg/L							
Trichlorofluoromethane	ND	0.00050	mg/L							
TTHMs	ND	0.00050	mg/L							
Vinyl chloride	ND	0.00050	mg/L							
Xylenes, Total	ND	0.0015	mg/L							
Surrogate: 1,2-Dichlorobenzene-d4	*1.1*		*ug/L*	*1.000*		*109*	*70-130*			
Surrogate: 4-Bromofluorobenzene	*0.91*		*ug/L*	*1.000*		*91*	*70-130*			

Client: University of Arizona- Risk Management Services
Project: Page Ranch
Work Order: 15D0630
Date Received: 04/22/2015

QC Summary

Analyte	Result	Reporting Limit	Units	Spike Level	Source Result	%REC	%REC Limits	RPD	RPD Limit	Qual
Batch 1504303 - EPA 524.2										
LCS (1504303-BS1)				Prepared & Analyzed: 04/29/2015						
1,1,1,2-Tetrachloroethane	0.0053	0.00050	mg/L	0.005000		106	70-130			
1,1,1-Trichloroethane	0.0051	0.00050	mg/L	0.005000		102	70-130			
1,1,2,2-Tetrachloroethane	0.0058	0.00050	mg/L	0.005000		116	70-130			
1,1,2-Trichloroethane	0.0056	0.00050	mg/L	0.005000		111	70-130			
1,1-Dichloroethane	0.0054	0.00050	mg/L	0.005000		108	70-130			
1,1-Dichloroethene	0.0055	0.00050	mg/L	0.005000		111	70-130			
1,1-Dichloropropene	0.0058	0.00050	mg/L	0.005000		115	70-130			
1,2,3-Trichlorobenzene	0.0052	0.00050	mg/L	0.005000		105	70-130			
1,2,3-Trichloropropane	0.0055	0.00050	mg/L	0.005000		111	70-130			
1,2,4-Trichlorobenzene	0.0050	0.00050	mg/L	0.005000		99	70-130			
1,2,4-Trimethylbenzene	0.0057	0.00050	mg/L	0.005000		115	70-130			
1,2-Dichlorobenzene	0.0056	0.00050	mg/L	0.005000		113	70-130			
1,2-Dichloroethane	0.0056	0.00050	mg/L	0.005000		112	70-130			
1,2-Dichloropropane	0.0055	0.00050	mg/L	0.005000		109	70-130			
1,3,5-Trimethylbenzene	0.0059	0.00050	mg/L	0.005000		117	70-130			
1,3-Dichlorobenzene	0.0055	0.00050	mg/L	0.005000		110	70-130			
1,3-Dichloropropane	0.0055	0.00050	mg/L	0.005000		110	70-130			
1,4-Dichlorobenzene	0.0058	0.00050	mg/L	0.005000		115	70-130			
2,2-Dichloropropane	0.0048	0.00050	mg/L	0.005000		96	70-130			
2-Chlorotoluene	0.0059	0.00050	mg/L	0.005000		117	70-130			
4-Chlorotoluene	0.0058	0.00050	mg/L	0.005000		115	70-130			
4-Isopropyltoluene	0.0057	0.00050	mg/L	0.005000		115	70-130			
Benzene	0.0054	0.00050	mg/L	0.005000		109	70-130			
Bromobenzene	0.0054	0.00050	mg/L	0.005000		108	70-130			
Bromochloromethane	0.0052	0.00050	mg/L	0.005000		104	70-130			
Bromodichloromethane	0.0052	0.00050	mg/L	0.005000		105	70-130			
Bromoform	0.0053	0.00050	mg/L	0.005000		106	70-130			
Bromomethane	0.0058	0.00050	mg/L	0.005000		116	70-130			
Carbon tetrachloride	0.0054	0.00050	mg/L	0.005000		108	70-130			
Chlorobenzene	0.0052	0.00050	mg/L	0.005000		104	70-130			
Chloroethane	0.0048	0.00050	mg/L	0.005000		96	70-130			
Chloroform	0.0062	0.00050	mg/L	0.005000		123	70-130			
Chloromethane	0.0050	0.00050	mg/L	0.005000		100	70-130			
cis-1,2-Dichloroethene	0.0053	0.00050	mg/L	0.005000		107	70-130			
cis-1,3-Dichloropropene	0.0050	0.00050	mg/L	0.005000		99	70-130			
Dibromochloromethane	0.0053	0.00050	mg/L	0.005000		106	70-130			
Dibromomethane	0.0054	0.00050	mg/L	0.005000		108	70-130			
Dichlorodifluoromethane	0.0049	0.00050	mg/L	0.005000		98	70-130			
Ethylbenzene	0.0056	0.00050	mg/L	0.005000		112	70-130			
Hexachlorobutadiene	0.0053	0.00050	mg/L	0.005000		106	70-130			
Isopropylbenzene	0.0057	0.00050	mg/L	0.005000		114	70-130			
Methyl tert-Butyl Ether (MTBE)	0.0041	0.00050	mg/L	0.005000		81	0-200			
Methylene chloride	0.0056	0.00050	mg/L	0.005000		111	70-130			
Naphthalene	0.0045	0.00050	mg/L	0.005000		90	70-130			
n-Butylbenzene	0.0058	0.00050	mg/L	0.005000		115	70-130			
n-Propylbenzene	0.0057	0.00050	mg/L	0.005000		114	70-130			
sec-Butylbenzene	0.0057	0.00050	mg/L	0.005000		113	70-130			
Styrene	0.0057	0.00050	mg/L	0.005000		115	70-130			

Client: University of Arizona- Risk Management Services
Project: Page Ranch
Work Order: 15D0630
Date Received: 04/22/2015

QC Summary

Analyte	Result	Reporting Limit	Units	Spike Level	Source Result	%REC	%REC Limits	RPD	RPD Limit	Qual
Batch 1504303 - EPA 524.2										
LCS (1504303-BS1)				Prepared & Analyzed: 04/29/2015						
tert-Butylbenzene	0.0056	0.00050	mg/L	0.005000		112	70-130			
Tetrachloroethene	0.0054	0.00050	mg/L	0.005000		108	70-130			
Toluene	0.0054	0.00050	mg/L	0.005000		108	70-130			
trans-1,2-Dichloroethene	0.0056	0.00050	mg/L	0.005000		111	70-130			
trans-1,3-Dichloropropene	0.0051	0.00050	mg/L	0.005000		102	70-130			
Trichloroethene	0.0052	0.00050	mg/L	0.005000		104	70-130			
Trichlorofluoromethane	0.0055	0.00050	mg/L	0.005000		110	70-130			
TTHMs	0.022	0.00050	mg/L				70-130			
Vinyl chloride	0.0053	0.00050	mg/L	0.005000		106	70-130			
Xylenes, Total	0.017	0.0015	mg/L				70-130			
Surrogate: 1,2-Dichlorobenzene-d4	*1.0*		*ug/L*	*1.000*		*103*	*70-130*			
Surrogate: 4-Bromofluorobenzene	*1.0*		*ug/L*	*1.000*		*100*	*70-130*			

Client: University of Arizona- Risk Management Services
Project: Page Ranch
Work Order: 15D0630
Date Received: 04/22/2015

QC Summary

Analyte	Result	Reporting Limit	Units	Spike Level	Source Result	%REC	%REC Limits	RPD	RPD Limit	Qual
Batch 1504303 - EPA 524.2										
LCS Dup (1504303-BSD1)				Prepared & Analyzed: 04/29/2015						
1,1,1,2-Tetrachloroethane	0.0054	0.00050	mg/L	0.005000		108	70-130	1	20	
1,1,1-Trichloroethane	0.0049	0.00050	mg/L	0.005000		98	70-130	4	20	
1,1,2,2-Tetrachloroethane	0.0057	0.00050	mg/L	0.005000		114	70-130	1	20	
1,1,2-Trichloroethane	0.0057	0.00050	mg/L	0.005000		113	70-130	2	20	
1,1-Dichloroethane	0.0054	0.00050	mg/L	0.005000		108	70-130	0.6	20	
1,1-Dichloroethene	0.0054	0.00050	mg/L	0.005000		108	70-130	3	20	
1,1-Dichloropropene	0.0057	0.00050	mg/L	0.005000		114	70-130	1	20	
1,2,3-Trichlorobenzene	0.0052	0.00050	mg/L	0.005000		103	70-130	1	20	
1,2,3-Trichloropropane	0.0055	0.00050	mg/L	0.005000		110	70-130	0.7	20	
1,2,4-Trichlorobenzene	0.0050	0.00050	mg/L	0.005000		99	70-130	0	20	
1,2,4-Trimethylbenzene	0.0056	0.00050	mg/L	0.005000		112	70-130	2	20	
1,2-Dichlorobenzene	0.0056	0.00050	mg/L	0.005000		111	70-130	1	20	
1,2-Dichloroethane	0.0056	0.00050	mg/L	0.005000		112	70-130	0.4	20	
1,2-Dichloropropane	0.0055	0.00050	mg/L	0.005000		109	70-130	0	20	
1,3,5-Trimethylbenzene	0.0057	0.00050	mg/L	0.005000		113	70-130	3	20	
1,3-Dichlorobenzene	0.0055	0.00050	mg/L	0.005000		109	70-130	0.9	20	
1,3-Dichloropropane	0.0054	0.00050	mg/L	0.005000		109	70-130	0.9	20	
1,4-Dichlorobenzene	0.0056	0.00050	mg/L	0.005000		112	70-130	3	20	
2,2-Dichloropropane	0.0048	0.00050	mg/L	0.005000		97	70-130	1	20	
2-Chlorotoluene	0.0056	0.00050	mg/L	0.005000		111	70-130	5	20	
4-Chlorotoluene	0.0056	0.00050	mg/L	0.005000		112	70-130	3	20	
4-Isopropyltoluene	0.0055	0.00050	mg/L	0.005000		110	70-130	4	20	
Benzene	0.0054	0.00050	mg/L	0.005000		108	70-130	0.4	20	
Bromobenzene	0.0053	0.00050	mg/L	0.005000		107	70-130	1	20	
Bromochloromethane	0.0055	0.00050	mg/L	0.005000		109	70-130	5	20	
Bromodichloromethane	0.0053	0.00050	mg/L	0.005000		105	70-130	0.4	20	
Bromoform	0.0052	0.00050	mg/L	0.005000		105	70-130	1	20	
Bromomethane	0.0060	0.00050	mg/L	0.005000		119	70-130	3	20	
Carbon tetrachloride	0.0052	0.00050	mg/L	0.005000		104	70-130	3	20	
Chlorobenzene	0.0053	0.00050	mg/L	0.005000		105	70-130	0.6	20	
Chloroethane	0.0048	0.00050	mg/L	0.005000		97	70-130	0.4	20	
Chloroform	0.0040	0.00050	mg/L	0.005000		79	70-130	44	20	R6
Chloromethane	0.0050	0.00050	mg/L	0.005000		100	70-130	0	20	
cis-1,2-Dichloroethene	0.0055	0.00050	mg/L	0.005000		110	70-130	3	20	
cis-1,3-Dichloropropene	0.0049	0.00050	mg/L	0.005000		99	70-130	0.8	20	
Dibromochloromethane	0.0053	0.00050	mg/L	0.005000		106	70-130	0.4	20	
Dibromomethane	0.0055	0.00050	mg/L	0.005000		110	70-130	2	20	
Dichlorodifluoromethane	0.0047	0.00050	mg/L	0.005000		95	70-130	4	20	
Ethylbenzene	0.0055	0.00050	mg/L	0.005000		109	70-130	3	20	
Hexachlorobutadiene	0.0051	0.00050	mg/L	0.005000		101	70-130	5	20	
Isopropylbenzene	0.0055	0.00050	mg/L	0.005000		109	70-130	4	20	
Methyl tert-Butyl Ether (MTBE)	0.0040	0.00050	mg/L	0.005000		80	0-200	1	200	
Methylene chloride	0.0054	0.00050	mg/L	0.005000		109	70-130	3	20	
Naphthalene	0.0046	0.00050	mg/L	0.005000		93	70-130	3	20	
n-Butylbenzene	0.0055	0.00050	mg/L	0.005000		111	70-130	4	20	
n-Propylbenzene	0.0056	0.00050	mg/L	0.005000		111	70-130	2	20	
sec-Butylbenzene	0.0055	0.00050	mg/L	0.005000		110	70-130	3	20	
Styrene	0.0055	0.00050	mg/L	0.005000		110	70-130	4	20	

Client: University of Arizona- Risk Management Services
Project: Page Ranch
Work Order: 15D0630
Date Received: 04/22/2015

QC Summary

Analyte	Result	Reporting Limit	Units	Spike Level	Source Result	%REC	%REC Limits	RPD	RPD Limit	Qual
Batch 1504303 - EPA 524.2										
LCS Dup (1504303-BSD1)				Prepared & Analyzed: 04/29/2015						
tert-Butylbenzene	0.0056	0.00050	mg/L	0.005000		111	70-130	0.7	20	
Tetrachloroethene	0.0053	0.00050	mg/L	0.005000		105	70-130	3	20	
Toluene	0.0054	0.00050	mg/L	0.005000		108	70-130	0.2	20	
trans-1,2-Dichloroethene	0.0054	0.00050	mg/L	0.005000		108	70-130	3	20	
trans-1,3-Dichloropropene	0.0050	0.00050	mg/L	0.005000		99	70-130	2	20	
Trichloroethene	0.0051	0.00050	mg/L	0.005000		102	70-130	2	20	
Trichlorofluoromethane	0.0054	0.00050	mg/L	0.005000		108	70-130	2	20	
TTHMs	0.020	0.00050	mg/L				70-130	11	20	
Vinyl chloride	0.0052	0.00050	mg/L	0.005000		104	70-130	2	20	
Xylenes, Total	0.017	0.0015	mg/L				70-130	1	20	
Surrogate: 1,2-Dichlorobenzene-d4	*1.0*		*ug/L*	*1.000*		*102*	*70-130*			
Surrogate: 4-Bromofluorobenzene	*0.96*		*ug/L*	*1.000*		*96*	*70-130*			

Client: University of Arizona- Risk Management Services
Project: Page Ranch
Work Order: 15D0630
Date Received: 04/22/2015

QC Summary

Analyte	Result	Reporting Limit	Units	Spike Level	Source Result	%REC	%REC Limits	RPD	RPD Limit	Qual
Batch 1504243 - E300										
Blank (1504243-BLK1)				Prepared & Analyzed: 04/23/2015						
Chloride	ND	1.0	mg/L							
Sulfate	ND	5.0	mg/L							
LCS (1504243-BS1)				Prepared & Analyzed: 04/23/2015						
Chloride	11	1.0	mg/L	12.50		92	90-110			
Sulfate	12	5.0	mg/L	12.50		96	90-110			
LCS Dup (1504243-BSD1)				Prepared & Analyzed: 04/23/2015						
Chloride	11	1.0	mg/L	12.50		91	90-110	1	10	
Sulfate	12	5.0	mg/L	12.50		95	90-110	1	10	
Matrix Spike (1504243-MS1)	**Source: 15D0631-01**			Prepared & Analyzed: 04/23/2015						
Chloride	17	1.0	mg/L	12.50	6.2	89	80-120			
Sulfate	15	5.0	mg/L	12.50	3.2	90	80-120			
Matrix Spike Dup (1504243-MSD1)	**Source: 15D0631-01**			Prepared & Analyzed: 04/23/2015						
Chloride	17	1.0	mg/L	12.50	6.2	88	80-120	0.7	10	
Sulfate	14	5.0	mg/L	12.50	3.2	89	80-120	0.9	10	

TURNER LABORATORIES INC.
2445 N. Coyote Drive, Suite 104
Tucson, Arizona 85745
(520) 882-5880
Fax: (520) 882-9788
www.turnerlabs.com

CHAIN OF CUSTODY/LABORATORY ANALYSIS REQUEST FORM

TURNER WORK ORDER # 15D0630 DATE 4/22/15 PAGE 1 OF 1

PROJECT NAME Page Ranch #
CONTACT NAME Lloyd Wundrock
COMPANY NAME UA Risk Management
ADDRESS PO Box 210300, Tucson, AZ 85721
PHONE 621-1790 FAX 621-3706
SAMPLER'S SIGNATURE L M Wundrock

CIRCLE ANALYSIS REQUESTED AND/OR CHECK THE APPROPRIATE BOX

SAMPLE I.D.	DATE	TIME	LAB I.D.	SAMPLE MATRIX*	NUMBER OF CONTAINERS	Base Neutrals 625/8270	Acids	Volatile Organics 624/524.2/8260	TTHMS	HAA5	Pesticides 8081	PCB's 8082	NO_2	NO_3	TKN	Oil and Grease Grav. 1664A	VOA	TCLP Analysis Semi-VOA	Pest.	TCLP	Metals Total	Dissolved	RCRA8	Cyanide Total	Amen.	WAD	SDWA-INORGANICS PRIMARY	SECONDARY	MPN	Coliform Colilert	pH	Cl_2	Cl_4	COD	TSS	BOD	200.7 Metals	300.0 Anions	504
MW #1	4/22/15	1105		GW	11	X		X			X																									X	X	X
Trip Blank								X																															

1. RELINQUISHED BY:
Signature: L M Wundrock
Printed Name: LM WUNDROCK
Firm: UofA
Date/Time: 04-22-15 / 1215

2. RECEIVED BY:
Signature: [illegible]
Printed Name: [illegible]
Firm: UA
Date/Time: 4/22/15 1215

TURNAROUND REQUIREMENTS:
- [x] Standard (approx. 10 days)*
- [ ] Next Day [ ] 2 Day [ ] 5 Day*
- [ ] Email Preliminary Results To:

* Working Days

REPORT REQUIREMENTS:
- [ ] I. Routine Report
- [ ] II. Report (includes DUP, MS, MSD, as required, may be charged as samples)
- [x] III. Date Validation Report (Includes All Raw Data) Add 10% to invoice

INVOICE INFORMATION:
Account [ ] Y [ ] N
P.O. #
Bill to:

SAMPLE RECEIPT:
Total Containers 11
Temperature 2.1
[x] Wet Ice [ ] Blue Ice

3. RELINQUISHED BY:
Signature: [illegible]
Printed Name: [illegible]
Firm: UA
Date/Time: 4/22/15 1214

4. RECEIVED BY:
Signature: [illegible]
Printed Name: [illegible]
Firm: TURNER LABORATORIES, INC.
Date/Time: 4/22/15 1324

* LEGEND
- DW = DRINKING WATER
- GW = GROUNDWATER
- SD = SOLID
- SG = SLUDGE
- SL = SOIL
- ST = STORMWATER
- WW = WASTEWATER

SPECIAL INSTRUCTIONS/COMMENTS:

Compliance Analysis: [ ] Yes [ ] No	Custody Seals [ ]	Preservation Confirmation [x]	
ADEQ Forms: [ ] Yes [ ] No	Container Intact [x]	Appropriate Head Space [x]	
Mail ADEQ Forms: [ ] Yes [ ] No	COC / Labels Agree [x]	Received Within Hold Time [x]	

Metals-Mn, Na Anions-Cl, SO$, QA/QC Level III Package
Hard Copy Report/Writable CD Send Report to ADEQ Electronically

May 15, 2015

Jeff Christensen
University of Arizona- Risk Management Services
PO Box 210300, RM A414
Tucson, AZ 85721

TEL (520) 621-5861
FAX (520) 621-3706

Work Order No.: 15D0631
Order Name: MW#2

RE: Page Ranch

Dear Jeff Christensen,

Turner Laboratories, Inc. received 2 sample(s) on 04/22/2015 for the analyses presented in the following report.

All results are intended to be considered in their entirety, and Turner Laboratories, Inc. is not responsible for use of less than the complete report. Results apply only to the samples analyzed. Samples will be disposed of 30 days after issue of our report unless special arrangements are made.

The pages that follow may contain sensitive, privileged or confidential information intended solely for the addressee named above. If you receive this message and are not the agent or employee of the addressee, this communication has been sent in error. Please do not disseminate or copy any of the attached and notify the sender immediately by telephone. Please also return the attached sheet(s) to the sender by mail.

Please call if you have any questions.

Respectfully submitted,

Turner Laboratories, Inc.
ADHS License AZ0066

Terri L. Garcia

Terri Garcia
Technical Director

Turner Laboratories, Inc.

Date: 05/15/2015

Client: University of Arizona- Risk Management Servic
Project: Page Ranch
Work Order: 15D0631
Date Received: 04/22/2015

Order: MW#2

Work Order Sample Summary

Lab Sample ID	Client Sample ID	Matrix	Collection Date/Time
15D0631-01	MW #2	Ground Water	04/22/2015 1105
15D0631-02	Trip Blank	Trip Blank	04/22/2015 0000

Client: University of Arizona- Risk Management Services
Project: Page Ranch
Work Order: 15D0631
Date Received: 04/22/2015

Case Narrative

The Level III Data Validation Package will be added to the work order and sent via USPS on CD and hard copy.

EPA 524.2: Continuing Calibration Verification recovery of 1,1,1-trichloroethane was below acceptance limits on 4/28/2015. Sample 15D0631-02 a trip blank. There is insufficient sample volume available for re-analysis.

L5	The associated blank spike recovery was above laboratory/method acceptance limits. This analyte was not detected in the sample.
M3	The spike recovery value is unusable since the analyte concentration in the sample is disproportionate to the spike level. The associated LCS/LCSD recovery was acceptable.
M7	Matrix spike recovery was low. Data reported per ADEQ policy 0154.000. Matrix interference was confirmed.
N1	See case narrative.
N4	The Minimum Reporting Limit (MRL) verificataion check did not meet laboratory acceptance limits.
R13	MS/MSD RPD exceeded method acceptance limit. Matrix spike recovery was outside acceptance criteria. Batch precision and accuracy were demonstrated.
R4	MS/MSD RPD exceeded the method acceptance limit. Recovery met the acceptance criteria.
R6	LCS/LCSD RPD exceeded the method acceptance limit. Recovery met the acceptance criteria.
S12	Surrogate recovery was low. Data reported per ADEQ policy 0154.000.
V1	CCV recovery was above method acceptance limits. This target analyte was not detected in the sample.

All soil, sludge, and solid matrix determinations are reported on a wet weight basis unless otherwise noted.

ND	Not Detected at or above the PQL
PQL	Practical Quantitation Limit
DF	Dilution Factor

Turner Laboratories, Inc.

Date: 05/15/2015

Client:	University of Arizona- Risk Management Se	**Client Sample ID:**	MW #2
Project:	Page Ranch	**Collection Date/Time:**	04/22/2015 1105
Work Order:	15D0631	**Matrix:**	Ground Water
Lab Sample ID:	15D0631-01	**Order Name:**	MW#2

Analyses	Result	PQL	Qual	Units	DF	Prep Date	Analysis Date	Analyst
ICP Total Metals-E200.7								
Manganese	0.090	0.020		mg/L	1	04/24/2015 0740	04/24/2015 1616	RAD
Sodium	32	5.0		mg/L	1	04/24/2015 0740	04/24/2015 1615	RAD
Anions by Ion Chromatography-E300								
Chloride	6.2	1.0		mg/L	1	04/23/2015 0947	04/23/2015 1548	MR
Sulfate	ND	5.0		mg/L	1	04/23/2015 0947	04/23/2015 1548	MR
EDB and DBCP-E504.1								
1,2-Dibromo-3-chloropropane	ND	0.000020		mg/L	1	05/04/2015 0838	05/04/2015 1724	MD
1,2-Dibromoethane	ND	0.000010		mg/L	1	05/04/2015 0838	05/04/2015 1724	MD
Surr: Tetrachloro-m-xylene	*111*	*70-130*		*%REC*	*1*	*05/04/2015 0838*	*05/04/2015 1724*	*MD*
Volatile Organic Compounds by GC/MS-EPA 524.2								
1,1,1,2-Tetrachloroethane	ND	0.00050		mg/L	1	04/28/2015 0937	04/28/2015 1344	KP
1,1,1-Trichloroethane	ND	0.00050		mg/L	1	04/28/2015 0937	04/29/2015 1431	KP
1,1,2,2-Tetrachloroethane	ND	0.00050		mg/L	1	04/28/2015 0937	04/28/2015 1344	KP
1,1,2-Trichloroethane	ND	0.00050		mg/L	1	04/28/2015 0937	04/28/2015 1344	KP
1,1-Dichloroethane	ND	0.00050		mg/L	1	04/28/2015 0937	04/28/2015 1344	KP
1,1-Dichloroethene	ND	0.00050		mg/L	1	04/28/2015 0937	04/28/2015 1344	KP
1,1-Dichloropropene	ND	0.00050		mg/L	1	04/28/2015 0937	04/28/2015 1344	KP
1,2,3-Trichlorobenzene	ND	0.00050		mg/L	1	04/28/2015 0937	04/28/2015 1344	KP
1,2,3-Trichloropropane	ND	0.00050		mg/L	1	04/28/2015 0937	04/28/2015 1344	KP
1,2,4-Trichlorobenzene	ND	0.00050		mg/L	1	04/28/2015 0937	04/28/2015 1344	KP
1,2,4-Trimethylbenzene	ND	0.00050		mg/L	1	04/28/2015 0937	04/28/2015 1344	KP
1,2-Dichlorobenzene	ND	0.00050		mg/L	1	04/28/2015 0937	04/28/2015 1344	KP
1,2-Dichloroethane	ND	0.00050		mg/L	1	04/28/2015 0937	04/28/2015 1344	KP
1,2-Dichloropropane	ND	0.00050		mg/L	1	04/28/2015 0937	04/28/2015 1344	KP
1,3,5-Trimethylbenzene	ND	0.00050		mg/L	1	04/28/2015 0937	04/28/2015 1344	KP
1,3-Dichlorobenzene	ND	0.00050		mg/L	1	04/28/2015 0937	04/28/2015 1344	KP
1,3-Dichloropropane	ND	0.00050		mg/L	1	04/28/2015 0937	04/28/2015 1344	KP
1,4-Dichlorobenzene	ND	0.00050		mg/L	1	04/28/2015 0937	04/28/2015 1344	KP
2,2-Dichloropropane	ND	0.00050		mg/L	1	04/28/2015 0937	04/28/2015 1344	KP
2-Chlorotoluene	ND	0.00050		mg/L	1	04/28/2015 0937	04/28/2015 1344	KP
4-Chlorotoluene	ND	0.00050		mg/L	1	04/28/2015 0937	04/28/2015 1344	KP
4-Isopropyltoluene	ND	0.00050		mg/L	1	04/28/2015 0937	04/28/2015 1344	KP
Benzene	ND	0.00050		mg/L	1	04/28/2015 0937	04/28/2015 1344	KP
Bromobenzene	ND	0.00050		mg/L	1	04/28/2015 0937	04/28/2015 1344	KP
Bromochloromethane	ND	0.00050		mg/L	1	04/28/2015 0937	04/28/2015 1344	KP
Bromodichloromethane	ND	0.00050		mg/L	1	04/28/2015 0937	04/28/2015 1344	KP
Bromoform	ND	0.00050		mg/L	1	04/28/2015 0937	04/28/2015 1344	KP

Turner Laboratories, Inc.

Date: 05/15/2015

Client:	University of Arizona- Risk Management Se	**Client Sample ID:**	MW #2
Project:	Page Ranch	**Collection Date/Time:**	04/22/2015 1105
Work Order:	15D0631	**Matrix:**	Ground Water
Lab Sample ID:	15D0631-01	**Order Name:**	MW#2

Analyses	Result	PQL	Qual	Units	DF	Prep Date	Analysis Date	Analyst
Bromomethane	ND	0.00050	V1	mg/L	1	04/28/2015 0937	04/28/2015 1344	KP
Carbon tetrachloride	ND	0.00050		mg/L	1	04/28/2015 0937	04/28/2015 1344	KP
Chlorobenzene	ND	0.00050		mg/L	1	04/28/2015 0937	04/28/2015 1344	KP
Chloroethane	ND	0.00050		mg/L	1	04/28/2015 0937	04/28/2015 1344	KP
Chloroform	ND	0.00050		mg/L	1	04/28/2015 0937	04/28/2015 1344	KP
Chloromethane	ND	0.00050		mg/L	1	04/28/2015 0937	04/28/2015 1344	KP
cis-1,2-Dichloroethene	ND	0.00050		mg/L	1	04/28/2015 0937	04/28/2015 1344	KP
cis-1,3-Dichloropropene	ND	0.00050		mg/L	1	04/28/2015 0937	04/28/2015 1344	KP
Dibromochloromethane	ND	0.00050		mg/L	1	04/28/2015 0937	04/28/2015 1344	KP
Dibromomethane	ND	0.00050		mg/L	1	04/28/2015 0937	04/28/2015 1344	KP
Dichlorodifluoromethane	ND	0.00050		mg/L	1	04/28/2015 0937	04/28/2015 1344	KP
Ethylbenzene	ND	0.00050		mg/L	1	04/28/2015 0937	04/28/2015 1344	KP
Hexachlorobutadiene	ND	0.00050		mg/L	1	04/28/2015 0937	04/28/2015 1344	KP
Isopropylbenzene	ND	0.00050		mg/L	1	04/28/2015 0937	04/28/2015 1344	KP
Methylene chloride	ND	0.00050		mg/L	1	04/28/2015 0937	04/28/2015 1344	KP
Naphthalene	ND	0.00050	N4	mg/L	1	04/28/2015 0937	04/28/2015 1344	KP
n-Butylbenzene	ND	0.00050		mg/L	1	04/28/2015 0937	04/28/2015 1344	KP
n-Propylbenzene	ND	0.00050		mg/L	1	04/28/2015 0937	04/28/2015 1344	KP
sec-Butylbenzene	ND	0.00050		mg/L	1	04/28/2015 0937	04/28/2015 1344	KP
Styrene	ND	0.00050		mg/L	1	04/28/2015 0937	04/28/2015 1344	KP
tert-Butylbenzene	ND	0.00050		mg/L	1	04/28/2015 0937	04/28/2015 1344	KP
Tetrachloroethene	ND	0.00050		mg/L	1	04/28/2015 0937	04/28/2015 1344	KP
Toluene	ND	0.00050		mg/L	1	04/28/2015 0937	04/28/2015 1344	KP
trans-1,2-Dichloroethene	ND	0.00050		mg/L	1	04/28/2015 0937	04/28/2015 1344	KP
trans-1,3-Dichloropropene	ND	0.00050		mg/L	1	04/28/2015 0937	04/28/2015 1344	KP
Trichloroethene	ND	0.00050		mg/L	1	04/28/2015 0937	04/28/2015 1344	KP
Trichlorofluoromethane	ND	0.00050		mg/L	1	04/28/2015 0937	04/28/2015 1344	KP
TTHMs	ND	0.00050		mg/L	1	04/28/2015 0937	04/28/2015 1344	KP
Vinyl chloride	ND	0.00050		mg/L	1	04/28/2015 0937	04/28/2015 1344	KP
Xylenes, Total	ND	0.0015		mg/L	1	04/28/2015 0937	04/28/2015 1344	KP
Surr: 1,2-Dichlorobenzene-d4	*94*	*70-130*		*%REC*	*1*	*04/28/2015 0937*	*04/28/2015 1344*	*KP*
Surr: 1,2-Dichlorobenzene-d4	*104*	*70-130*		*%REC*	*1*	*04/28/2015 0937*	*04/29/2015 1431*	*KP*
Surr: 4-Bromofluorobenzene	*80*	*70-130*		*%REC*	*1*	*04/28/2015 0937*	*04/29/2015 1431*	*KP*
Surr: 4-Bromofluorobenzene	*83*	*70-130*		*%REC*	*1*	*04/28/2015 0937*	*04/28/2015 1344*	*KP*
Organochlorine Pesticides-SW8081A								
4,4´-DDD	ND	0.10		ug/L	1	04/24/2015 0839	04/30/2015 1704	MD
4,4´-DDE	ND	0.10		ug/L	1	04/24/2015 0839	04/30/2015 1704	MD
4,4´-DDT	ND	0.10		ug/L	1	04/24/2015 0839	04/30/2015 1704	MD
Aldrin	ND	0.10		ug/L	1	04/24/2015 0839	04/30/2015 1704	MD
alpha-BHC	ND	0.10		ug/L	1	04/24/2015 0839	04/30/2015 1704	MD
alpha-Chlordane	ND	0.10		ug/L	1	04/24/2015 0839	05/01/2015 1333	MD

Turner Laboratories, Inc.

Date: 05/15/2015

Client:	University of Arizona- Risk Management Se	**Client Sample ID:**	MW #2
Project:	Page Ranch	**Collection Date/Time:**	04/22/2015 1105
Work Order:	15D0631	**Matrix:**	Ground Water
Lab Sample ID:	15D0631-01	**Order Name:**	MW#2

Analyses	Result	PQL	Qual	Units	DF	Prep Date	Analysis Date	Analyst
beta-BHC	ND	0.10		ug/L	1	04/24/2015 0839	04/30/2015 1704	MD
delta-BHC	ND	0.10		ug/L	1	04/24/2015 0839	04/30/2015 1704	MD
Dieldrin	ND	0.10		ug/L	1	04/24/2015 0839	04/30/2015 1704	MD
Endosulfan I	ND	0.10		ug/L	1	04/24/2015 0839	04/30/2015 1704	MD
Endosulfan II	ND	0.10		ug/L	1	04/24/2015 0839	04/30/2015 1704	MD
Endosulfan sulfate	ND	0.10		ug/L	1	04/24/2015 0839	04/30/2015 1704	MD
Endrin	ND	0.10		ug/L	1	04/24/2015 0839	04/30/2015 1704	MD
Endrin aldehyde	ND	0.10		ug/L	1	04/24/2015 0839	04/30/2015 1704	MD
Endrin ketone	ND	0.10		ug/L	1	04/24/2015 0839	04/30/2015 1704	MD
gamma-BHC	ND	0.10		ug/L	1	04/24/2015 0839	04/30/2015 1704	MD
gamma-Chlordane	ND	0.10		ug/L	1	04/24/2015 0839	05/01/2015 1333	MD
Heptachlor	ND	0.10		ug/L	1	04/24/2015 0839	04/30/2015 1704	MD
Heptachlor epoxide	ND	0.10		ug/L	1	04/24/2015 0839	04/30/2015 1704	MD
Methoxychlor	ND	0.10		ug/L	1	04/24/2015 0839	04/30/2015 1704	MD
Toxaphene	ND	1.0		ug/L	1	04/24/2015 0839	04/30/2015 1704	MD
Surr: Decachlorobiphenyl	*98*	*38.8-124*		*%REC*	*1*	*04/24/2015 0839*	*04/30/2015 1704*	*MD*
Surr: Tetrachloro-m-xylene	*75*	*40-118.3*		*%REC*	*1*	*04/24/2015 0839*	*04/30/2015 1704*	*MD*
Semivolatile Organic Compounds-SW8270C								
1,2,4-Trichlorobenzene	ND	10		ug/L	1	04/27/2015 1400	04/30/2015 1720	MD
1,2-Dichlorobenzene	ND	10		ug/L	1	04/27/2015 1400	04/30/2015 1720	MD
1,3-Dichlorobenzene	ND	10		ug/L	1	04/27/2015 1400	04/30/2015 1720	MD
1,4-Dichlorobenzene	ND	10		ug/L	1	04/27/2015 1400	04/30/2015 1720	MD
2,4,5-Trichlorophenol	ND	10		ug/L	1	04/27/2015 1400	04/30/2015 1720	MD
2,4,6-Trichlorophenol	ND	10		ug/L	1	04/27/2015 1400	04/30/2015 1720	MD
2,4-Dichlorophenol	ND	10		ug/L	1	04/27/2015 1400	04/30/2015 1720	MD
2,4-Dimethylphenol	ND	10		ug/L	1	04/27/2015 1400	04/30/2015 1720	MD
2,4-Dinitrophenol	ND	50		ug/L	1	04/27/2015 1400	04/30/2015 1720	MD
2,4-Dinitrotoluene	ND	10		ug/L	1	04/27/2015 1400	04/30/2015 1720	MD
2,6-Dinitrotoluene	ND	10		ug/L	1	04/27/2015 1400	04/30/2015 1720	MD
2-Chloronaphthalene	ND	10		ug/L	1	04/27/2015 1400	04/30/2015 1720	MD
2-Chlorophenol	ND	10		ug/L	1	04/27/2015 1400	04/30/2015 1720	MD
2-Methylnaphthalene	ND	5.0		ug/L	1	04/27/2015 1400	04/30/2015 1720	MD
2-Methylphenol	ND	10		ug/L	1	04/27/2015 1400	04/30/2015 1720	MD
2-Nitroaniline	ND	20		ug/L	1	04/27/2015 1400	04/30/2015 1720	MD
2-Nitrophenol	ND	10		ug/L	1	04/27/2015 1400	04/30/2015 1720	MD
3,3´-Dichlorobenzidine	ND	20		ug/L	1	04/27/2015 1400	04/30/2015 1720	MD
3,4-Methylphenol	ND	10		ug/L	1	04/27/2015 1400	04/30/2015 1720	MD
3-Nitroaniline	ND	20		ug/L	1	04/27/2015 1400	04/30/2015 1720	MD
4,6-Dinitro-2-methylphenol	ND	20		ug/L	1	04/27/2015 1400	04/30/2015 1720	MD
4-Bromophenyl phenyl ether	ND	10		ug/L	1	04/27/2015 1400	04/30/2015 1720	MD
4-Chloro-3-methylphenol	ND	10		ug/L	1	04/27/2015 1400	04/30/2015 1720	MD

Turner Laboratories, Inc.

Date: 05/15/2015

Client: University of Arizona- Risk Management Se
Project: Page Ranch
Work Order: 15D0631
Lab Sample ID: 15D0631-01

Client Sample ID: MW #2
Collection Date/Time: 04/22/2015 1105
Matrix: Ground Water
Order Name: MW#2

Analyses	Result	PQL	Qual	Units	DF	Prep Date	Analysis Date	Analyst
4-Chloroaniline	ND	20		ug/L	1	04/27/2015 1400	04/30/2015 1720	MD
4-Chlorophenyl phenyl ether	ND	10		ug/L	1	04/27/2015 1400	04/30/2015 1720	MD
4-Nitroaniline	ND	20		ug/L	1	04/27/2015 1400	04/30/2015 1720	MD
4-Nitrophenol	ND	50		ug/L	1	04/27/2015 1400	04/30/2015 1720	MD
Acenaphthene	ND	5.0		ug/L	1	04/27/2015 1400	04/30/2015 1720	MD
Acenaphthylene	ND	5.0		ug/L	1	04/27/2015 1400	04/30/2015 1720	MD
Aniline	ND	20		ug/L	1	04/27/2015 1400	04/30/2015 1720	MD
Anthracene	ND	5.0		ug/L	1	04/27/2015 1400	04/30/2015 1720	MD
Benzo[a]anthracene	ND	5.0		ug/L	1	04/27/2015 1400	04/30/2015 1720	MD
Benzo[a]pyrene	ND	5.0		ug/L	1	04/27/2015 1400	04/30/2015 1720	MD
Benzo[b,k]fluoranthene	ND	10		ug/L	1	04/27/2015 1400	04/30/2015 1720	MD
Benzo[g,h,i]perylene	ND	5.0		ug/L	1	04/27/2015 1400	04/30/2015 1720	MD
Benzoic acid	ND	50		ug/L	1	04/27/2015 1400	04/30/2015 1720	MD
Benzyl alcohol	ND	5.0		ug/L	1	04/27/2015 1400	04/30/2015 1720	MD
Bis(2-chloroethoxy)methane	ND	10		ug/L	1	04/27/2015 1400	04/30/2015 1720	MD
Bis(2-chloroethyl)ether	ND	10		ug/L	1	04/27/2015 1400	04/30/2015 1720	MD
Bis(2-chloroisopropyl)ether	ND	10		ug/L	1	04/27/2015 1400	04/30/2015 1720	MD
Bis(2-ethylhexyl)phthalate	ND	10		ug/L	1	04/27/2015 1400	04/30/2015 1720	MD
Butyl benzyl phthalate	ND	10		ug/L	1	04/27/2015 1400	04/30/2015 1720	MD
Chrysene	ND	5.0		ug/L	1	04/27/2015 1400	04/30/2015 1720	MD
Dibenzo[a,h]anthracene	ND	5.0		ug/L	1	04/27/2015 1400	04/30/2015 1720	MD
Dibenzofuran	ND	5.0		ug/L	1	04/27/2015 1400	04/30/2015 1720	MD
Diethyl phthalate	ND	10		ug/L	1	04/27/2015 1400	04/30/2015 1720	MD
Dimethyl phthalate	ND	10		ug/L	1	04/27/2015 1400	04/30/2015 1720	MD
Di-n-butyl phthalate	ND	10		ug/L	1	04/27/2015 1400	04/30/2015 1720	MD
Di-n-octyl phthalate	ND	10		ug/L	1	04/27/2015 1400	04/30/2015 1720	MD
Fluoranthene	ND	5.0		ug/L	1	04/27/2015 1400	04/30/2015 1720	MD
Fluorene	ND	5.0		ug/L	1	04/27/2015 1400	04/30/2015 1720	MD
Hexachlorobenzene	ND	10		ug/L	1	04/27/2015 1400	04/30/2015 1720	MD
Hexachlorobutadiene	ND	10		ug/L	1	04/27/2015 1400	04/30/2015 1720	MD
Hexachlorocyclopentadiene	ND	10		ug/L	1	04/27/2015 1400	04/30/2015 1720	MD
Hexachloroethane	ND	10		ug/L	1	04/27/2015 1400	04/30/2015 1720	MD
Indeno[1,2,3-cd]pyrene	ND	5.0		ug/L	1	04/27/2015 1400	04/30/2015 1720	MD
Isophorone	ND	10		ug/L	1	04/27/2015 1400	04/30/2015 1720	MD
Naphthalene	ND	5.0		ug/L	1	04/27/2015 1400	04/30/2015 1720	MD
Nitrobenzene	ND	10		ug/L	1	04/27/2015 1400	04/30/2015 1720	MD
N-Nitrosodimethylamine	ND	10		ug/L	1	04/27/2015 1400	04/30/2015 1720	MD
N-Nitrosodiphenylamine	ND	10		ug/L	1	04/27/2015 1400	04/30/2015 1720	MD
N-Nitrosodipropylamine	ND	10		ug/L	1	04/27/2015 1400	04/30/2015 1720	MD
Pentachlorophenol	ND	30		ug/L	1	04/27/2015 1400	04/30/2015 1720	MD
Phenanthrene	ND	5.0		ug/L	1	04/27/2015 1400	04/30/2015 1720	MD
Phenol	ND	10		ug/L	1	04/27/2015 1400	04/30/2015 1720	MD

Turner Laboratories, Inc.

Date: 05/15/2015

Client:	University of Arizona- Risk Management Se	**Client Sample ID:**	MW #2
Project:	Page Ranch	**Collection Date/Time:**	04/22/2015 1105
Work Order:	15D0631	**Matrix:**	Ground Water
Lab Sample ID:	15D0631-01	**Order Name:**	MW#2

Analyses	Result	PQL	Qual	Units	DF	Prep Date	Analysis Date	Analyst
Pyrene	ND	5.0		ug/L	1	04/27/2015 1400	04/30/2015 1720	MD
Surr: 2,4,6-Tribromophenol	*78*	*61-118*		*%REC*	*1*	*04/27/2015 1400*	*04/30/2015 1720*	*MD*
Surr: 2-Fluorobiphenyl	*45*	*30.9-111*		*%REC*	*1*	*04/27/2015 1400*	*04/30/2015 1720*	*MD*
Surr: 2-Fluorophenol	*36*	*15.2-68.1*		*%REC*	*1*	*04/27/2015 1400*	*04/30/2015 1720*	*MD*
Surr: 4-Terphenyl-d14	*61*	*0-123*		*%REC*	*1*	*04/27/2015 1400*	*04/30/2015 1720*	*MD*
Surr: Nitrobenzene-d5	*47*	*35-99*		*%REC*	*1*	*04/27/2015 1400*	*04/30/2015 1720*	*MD*
Surr: Phenol-d6	*45*	*0-115*		*%REC*	*1*	*04/27/2015 1400*	*04/30/2015 1720*	*MD*

Turner Laboratories, Inc.

Date: 05/15/2015

Client:	University of Arizona- Risk Management Se	**Client Sample ID:**	Trip Blank
Project:	Page Ranch	**Collection Date/Time:**	04/22/2015 0000
Work Order:	15D0631	**Matrix:**	Trip Blank
Lab Sample ID:	15D0631-02	**Order Name:**	MW#2

Analyses	Result	PQL	Qual	Units	DF	Prep Date	Analysis Date	Analyst
EDB and DBCP-E504.1								
1,2-Dibromo-3-chloropropane	ND	0.000020		mg/L	1	05/04/2015 0838	05/04/2015 1759	MD
1,2-Dibromoethane	ND	0.000010		mg/L	1	05/04/2015 0838	05/04/2015 1759	MD
Surr: Tetrachloro-m-xylene	*118*	*70-130*		*%REC*	*1*	*05/04/2015 0838*	*05/04/2015 1759*	*MD*
Volatile Organic Compounds by GC/MS-EPA 524.2								
1,1,1,2-Tetrachloroethane	ND	0.00050		mg/L	1	04/28/2015 0937	04/28/2015 1417	KP
1,1,1-Trichloroethane	ND	0.00050	N1	mg/L	1	04/28/2015 0937	04/28/2015 1417	KP
1,1,2,2-Tetrachloroethane	ND	0.00050		mg/L	1	04/28/2015 0937	04/28/2015 1417	KP
1,1,2-Trichloroethane	ND	0.00050		mg/L	1	04/28/2015 0937	04/28/2015 1417	KP
1,1-Dichloroethane	ND	0.00050		mg/L	1	04/28/2015 0937	04/28/2015 1417	KP
1,1-Dichloroethene	ND	0.00050		mg/L	1	04/28/2015 0937	04/28/2015 1417	KP
1,1-Dichloropropene	ND	0.00050		mg/L	1	04/28/2015 0937	04/28/2015 1417	KP
1,2,3-Trichlorobenzene	ND	0.00050		mg/L	1	04/28/2015 0937	04/28/2015 1417	KP
1,2,3-Trichloropropane	ND	0.00050		mg/L	1	04/28/2015 0937	04/28/2015 1417	KP
1,2,4-Trichlorobenzene	ND	0.00050		mg/L	1	04/28/2015 0937	04/28/2015 1417	KP
1,2,4-Trimethylbenzene	ND	0.00050		mg/L	1	04/28/2015 0937	04/28/2015 1417	KP
1,2-Dichlorobenzene	ND	0.00050		mg/L	1	04/28/2015 0937	04/28/2015 1417	KP
1,2-Dichloroethane	ND	0.00050		mg/L	1	04/28/2015 0937	04/28/2015 1417	KP
1,2-Dichloropropane	ND	0.00050		mg/L	1	04/28/2015 0937	04/28/2015 1417	KP
1,3,5-Trimethylbenzene	ND	0.00050		mg/L	1	04/28/2015 0937	04/28/2015 1417	KP
1,3-Dichlorobenzene	ND	0.00050		mg/L	1	04/28/2015 0937	04/28/2015 1417	KP
1,3-Dichloropropane	ND	0.00050		mg/L	1	04/28/2015 0937	04/28/2015 1417	KP
1,4-Dichlorobenzene	ND	0.00050		mg/L	1	04/28/2015 0937	04/28/2015 1417	KP
2,2-Dichloropropane	ND	0.00050		mg/L	1	04/28/2015 0937	04/28/2015 1417	KP
2-Chlorotoluene	ND	0.00050		mg/L	1	04/28/2015 0937	04/28/2015 1417	KP
4-Chlorotoluene	ND	0.00050		mg/L	1	04/28/2015 0937	04/28/2015 1417	KP
4-Isopropyltoluene	ND	0.00050		mg/L	1	04/28/2015 0937	04/28/2015 1417	KP
Benzene	ND	0.00050		mg/L	1	04/28/2015 0937	04/28/2015 1417	KP
Bromobenzene	ND	0.00050		mg/L	1	04/28/2015 0937	04/28/2015 1417	KP
Bromochloromethane	ND	0.00050		mg/L	1	04/28/2015 0937	04/28/2015 1417	KP
Bromodichloromethane	ND	0.00050		mg/L	1	04/28/2015 0937	04/28/2015 1417	KP
Bromoform	ND	0.00050		mg/L	1	04/28/2015 0937	04/28/2015 1417	KP
Bromomethane	ND	0.00050	V1	mg/L	1	04/28/2015 0937	04/28/2015 1417	KP
Carbon tetrachloride	ND	0.00050		mg/L	1	04/28/2015 0937	04/28/2015 1417	KP
Chlorobenzene	ND	0.00050		mg/L	1	04/28/2015 0937	04/28/2015 1417	KP
Chloroethane	ND	0.00050		mg/L	1	04/28/2015 0937	04/28/2015 1417	KP
Chloroform	ND	0.00050		mg/L	1	04/28/2015 0937	04/28/2015 1417	KP
Chloromethane	ND	0.00050		mg/L	1	04/28/2015 0937	04/28/2015 1417	KP
cis-1,2-Dichloroethene	ND	0.00050		mg/L	1	04/28/2015 0937	04/28/2015 1417	KP
cis-1,3-Dichloropropene	ND	0.00050		mg/L	1	04/28/2015 0937	04/28/2015 1417	KP
Dibromochloromethane	ND	0.00050		mg/L	1	04/28/2015 0937	04/28/2015 1417	KP

Turner Laboratories, Inc.

Date: 05/15/2015

Client:	University of Arizona- Risk Management Se	**Client Sample ID:**	Trip Blank
Project:	Page Ranch	**Collection Date/Time:**	04/22/2015 0000
Work Order:	15D0631	**Matrix:**	Trip Blank
Lab Sample ID:	15D0631-02	**Order Name:**	MW#2

Analyses	Result	PQL	Qual	Units	DF	Prep Date	Analysis Date	Analyst
Dibromomethane	ND	0.00050		mg/L	1	04/28/2015 0937	04/28/2015 1417	KP
Dichlorodifluoromethane	ND	0.00050		mg/L	1	04/28/2015 0937	04/28/2015 1417	KP
Ethylbenzene	ND	0.00050		mg/L	1	04/28/2015 0937	04/28/2015 1417	KP
Hexachlorobutadiene	ND	0.00050		mg/L	1	04/28/2015 0937	04/28/2015 1417	KP
Isopropylbenzene	ND	0.00050		mg/L	1	04/28/2015 0937	04/28/2015 1417	KP
Methylene chloride	ND	0.00050		mg/L	1	04/28/2015 0937	04/28/2015 1417	KP
Naphthalene	ND	0.00050	N4	mg/L	1	04/28/2015 0937	04/28/2015 1417	KP
n-Butylbenzene	ND	0.00050		mg/L	1	04/28/2015 0937	04/28/2015 1417	KP
n-Propylbenzene	ND	0.00050		mg/L	1	04/28/2015 0937	04/28/2015 1417	KP
sec-Butylbenzene	ND	0.00050		mg/L	1	04/28/2015 0937	04/28/2015 1417	KP
Styrene	ND	0.00050		mg/L	1	04/28/2015 0937	04/28/2015 1417	KP
tert-Butylbenzene	ND	0.00050		mg/L	1	04/28/2015 0937	04/28/2015 1417	KP
Tetrachloroethene	ND	0.00050		mg/L	1	04/28/2015 0937	04/28/2015 1417	KP
Toluene	ND	0.00050		mg/L	1	04/28/2015 0937	04/28/2015 1417	KP
trans-1,2-Dichloroethene	ND	0.00050		mg/L	1	04/28/2015 0937	04/28/2015 1417	KP
trans-1,3-Dichloropropene	ND	0.00050		mg/L	1	04/28/2015 0937	04/28/2015 1417	KP
Trichloroethene	ND	0.00050		mg/L	1	04/28/2015 0937	04/28/2015 1417	KP
Trichlorofluoromethane	ND	0.00050		mg/L	1	04/28/2015 0937	04/28/2015 1417	KP
TTHMs	ND	0.00050		mg/L	1	04/28/2015 0937	04/28/2015 1417	KP
Vinyl chloride	ND	0.00050		mg/L	1	04/28/2015 0937	04/28/2015 1417	KP
Xylenes, Total	ND	0.0015		mg/L	1	04/28/2015 0937	04/28/2015 1417	KP
Surr: 1,2-Dichlorobenzene-d4	*90*	*70-130*		*%REC*	*1*	*04/28/2015 0937*	*04/28/2015 1417*	*KP*
Surr: 4-Bromofluorobenzene	*79*	*70-130*		*%REC*	*1*	*04/28/2015 0937*	*04/28/2015 1417*	*KP*

Client: University of Arizona- Risk Management Services
Project: Page Ranch
Work Order: 15D0631
Date Received: 04/22/2015

QC Summary

Analyte	Result	Reporting Limit	Units	Spike Level	Source Result	%REC	%REC Limits	RPD	RPD Limit	Qual
Batch 1504261 - E200.7										
Blank (1504261-BLK1)				Prepared & Analyzed: 04/24/2015						
Manganese	ND	0.020	mg/L							
Sodium	ND	5.0	mg/L							
LCS (1504261-BS1)				Prepared & Analyzed: 04/24/2015						
Manganese	0.50	0.020	mg/L	0.5000		99	85-115			
Sodium	10	5.0	mg/L	10.00		103	85-115			
LCS Dup (1504261-BSD1)				Prepared & Analyzed: 04/24/2015						
Manganese	0.49	0.020	mg/L	0.5000		99	85-115	0.6	20	
Sodium	10	5.0	mg/L	10.00		102	85-115	1	20	
Matrix Spike (1504261-MS1)		**Source: 15D0498-02**		Prepared & Analyzed: 04/24/2015						
Manganese	0.52	0.020	mg/L	0.5000	0.056	92	70-130			
Sodium	130	5.0	mg/L	10.00	120	85	70-130			
Matrix Spike (1504261-MS2)		**Source: 15D0571-02**		Prepared & Analyzed: 04/24/2015						
Manganese	0.53	0.020	mg/L	0.5000	0.065	94	70-130			
Sodium	150	5.0	mg/L	10.00	150	45	70-130			M3
Matrix Spike (1504261-MS3)		**Source: 15D0631-01**		Prepared & Analyzed: 04/24/2015						
Manganese	0.57	0.020	mg/L	0.5000	0.090	95	70-130			
Sodium	41	5.0	mg/L	10.00	32	93	70-130			

Client: University of Arizona- Risk Management Services
Project: Page Ranch
Work Order: 15D0631
Date Received: 04/22/2015

QC Summary

Analyte	Result	Reporting Limit	Units	Spike Level	Source Result	%REC	%REC Limits	RPD	RPD Limit	Qual
Batch 1504251 - SW8081A										
Blank (1504251-BLK1)				Prepared: 04/24/2015 Analyzed: 04/30/2015						
4,4´-DDD	ND	0.10	ug/L							
4,4´-DDE	ND	0.10	ug/L							
4,4´-DDT	ND	0.10	ug/L							
Aldrin	ND	0.10	ug/L							
alpha-BHC	ND	0.10	ug/L							
alpha-Chlordane	ND	0.10	ug/L							
beta-BHC	ND	0.10	ug/L							
delta-BHC	ND	0.10	ug/L							
Dieldrin	ND	0.10	ug/L							
Endosulfan I	ND	0.10	ug/L							
Endosulfan II	ND	0.10	ug/L							
Endosulfan sulfate	ND	0.10	ug/L							
Endrin	ND	0.10	ug/L							
Endrin aldehyde	ND	0.10	ug/L							
Endrin ketone	ND	0.10	ug/L							
gamma-BHC	ND	0.10	ug/L							
gamma-Chlordane	ND	0.10	ug/L							
Heptachlor	ND	0.10	ug/L							
Heptachlor epoxide	ND	0.10	ug/L							
Methoxychlor	ND	0.10	ug/L							
Toxaphene	ND	1.0	ug/L							
Surrogate: Decachlorobiphenyl	*0.949*		*ug/L*	*1.000*		*95*	*38.8-124*			
Surrogate: Tetrachloro-m-xylene	*0.631*		*ug/L*	*1.000*		*63*	*40-118.3*			
LCS (1504251-BS1)				Prepared: 04/24/2015 Analyzed: 04/30/2015						
4,4´-DDT	1.1	0.10	ug/L	1.000		114	54.8-117.2			
Aldrin	0.41	0.10	ug/L	0.5000		81	53.1-105			
Dieldrin	0.71	0.10	ug/L	1.000		71	59.5-100.2			
Endrin	0.98	0.10	ug/L	1.000		98	58.1-100.7			
gamma-BHC	0.45	0.10	ug/L	0.5000		90	56.5-117.1			
Heptachlor	0.39	0.10	ug/L	0.5000		78	51.5-104.5			
Surrogate: Decachlorobiphenyl	*0.972*		*ug/L*	*1.000*		*97*	*54.4-123.3*			
Surrogate: Tetrachloro-m-xylene	*0.583*		*ug/L*	*1.000*		*58*	*37.5-105.7*			
LCS Dup (1504251-BSD1)				Prepared: 04/24/2015 Analyzed: 04/30/2015						
4,4´-DDT	1.2	0.10	ug/L	1.000		117	54.8-117.2	2	30	
Aldrin	0.42	0.10	ug/L	0.5000		83	53.1-105	3	30	
Dieldrin	0.72	0.10	ug/L	1.000		72	59.5-100.2	1	30	
Endrin	1.0	0.10	ug/L	1.000		100	58.1-100.7	2	30	
gamma-BHC	0.46	0.10	ug/L	0.5000		92	56.5-117.1	2	30	
Heptachlor	0.40	0.10	ug/L	0.5000		80	51.5-104.5	3	30	
Surrogate: Decachlorobiphenyl	*0.978*		*ug/L*	*1.000*		*98*	*54.4-123.3*			
Surrogate: Tetrachloro-m-xylene	*0.614*		*ug/L*	*1.000*		*61*	*37.5-105.7*			

Client: University of Arizona- Risk Management Services
Project: Page Ranch
Work Order: 15D0631
Date Received: 04/22/2015

QC Summary

Analyte	Result	Reporting Limit	Units	Spike Level	Source Result	%REC	%REC Limits	RPD	RPD Limit	Qual
Batch 1504251 - SW8081A										
Matrix Spike (1504251-MS1)		**Source: 15D0631-01**		Prepared: 04/24/2015 Analyzed: 04/30/2015						
4,4′-DDT	1.1	0.10	ug/L	1.003	ND	114	10.1-142.2			
Aldrin	0.40	0.10	ug/L	0.5015	ND	79	23.2-118.8			
Dieldrin	0.71	0.10	ug/L	1.003	ND	71	43.8-113.4			
Endrin	0.99	0.10	ug/L	1.003	ND	99	28.1-131.1			
gamma-BHC	0.42	0.10	ug/L	0.5015	ND	83	58-115.5			
Heptachlor	0.39	0.10	ug/L	0.5015	ND	77	32.4-137			
Surrogate: Decachlorobiphenyl	*0.972*		*ug/L*	*1.003*		*97*	*38.8-124*			
Surrogate: Tetrachloro-m-xylene	*0.545*		*ug/L*	*1.003*		*54*	*40-118.3*			
Matrix Spike Dup (1504251-MSD1)		**Source: 15D0631-01**		Prepared: 04/24/2015 Analyzed: 04/30/2015						
4,4′-DDT	1.1	0.10	ug/L	1.002	ND	114	10.1-142.2	0.7	30	
Aldrin	0.41	0.10	ug/L	0.5010	ND	82	23.2-118.8	4	30	
Dieldrin	0.71	0.10	ug/L	1.002	ND	71	43.8-113.4	0.2	30	
Endrin	0.99	0.10	ug/L	1.002	ND	99	28.1-131.1	0.1	30	
gamma-BHC	0.43	0.10	ug/L	0.5010	ND	86	58-115.5	3	30	
Heptachlor	0.41	0.10	ug/L	0.5010	ND	81	32.4-137	5	30	
Surrogate: Decachlorobiphenyl	*0.960*		*ug/L*	*1.002*		*96*	*38.8-124*			
Surrogate: Tetrachloro-m-xylene	*0.649*		*ug/L*	*1.002*		*65*	*40-118.3*			
Batch 1504268 - SW8270C										

Client: University of Arizona- Risk Management Services
Project: Page Ranch
Work Order: 15D0631
Date Received: 04/22/2015

QC Summary

Analyte	Result	Reporting Limit	Units	Spike Level	Source Result	%REC	%REC Limits	RPD	RPD Limit	Qual
Batch 1504268 - SW8270C										
Blank (1504268-BLK1)				Prepared: 04/27/2015 Analyzed: 04/30/2015						
1,2,4-Trichlorobenzene	ND	10	ug/L							
1,2-Dichlorobenzene	ND	10	ug/L							
1,3-Dichlorobenzene	ND	10	ug/L							
1,4-Dichlorobenzene	ND	10	ug/L							
2,4,5-Trichlorophenol	ND	10	ug/L							
2,4,6-Trichlorophenol	ND	10	ug/L							
2,4-Dichlorophenol	ND	10	ug/L							
2,4-Dimethylphenol	ND	10	ug/L							
2,4-Dinitrophenol	ND	50	ug/L							
2,4-Dinitrotoluene	ND	10	ug/L							
2,6-Dinitrotoluene	ND	10	ug/L							
2-Chloronaphthalene	ND	10	ug/L							
2-Chlorophenol	ND	10	ug/L							
2-Methylnaphthalene	ND	5.0	ug/L							
2-Methylphenol	ND	10	ug/L							
2-Nitroaniline	ND	20	ug/L							
2-Nitrophenol	ND	10	ug/L							
3,3´-Dichlorobenzidine	ND	20	ug/L							
3,4-Methylphenol	ND	10	ug/L							
3-Nitroaniline	ND	20	ug/L							
4,6-Dinitro-2-methylphenol	ND	20	ug/L							
4-Bromophenyl phenyl ether	ND	10	ug/L							
4-Chloro-3-methylphenol	ND	10	ug/L							
4-Chloroaniline	ND	20	ug/L							
4-Chlorophenyl phenyl ether	ND	10	ug/L							
4-Nitroaniline	ND	20	ug/L							
4-Nitrophenol	ND	50	ug/L							
Acenaphthene	ND	5.0	ug/L							
Acenaphthylene	ND	5.0	ug/L							
Aniline	ND	20	ug/L							
Anthracene	ND	5.0	ug/L							
Benzo[a]anthracene	ND	5.0	ug/L							
Benzo[a]pyrene	ND	5.0	ug/L							
Benzo[b,k]fluoranthene	ND	10	ug/L							
Benzo[g,h,i]perylene	ND	5.0	ug/L							
Benzoic acid	ND	50	ug/L							
Benzyl alcohol	ND	5.0	ug/L							
Bis(2-chloroethoxy)methane	ND	10	ug/L							
Bis(2-chloroethyl)ether	ND	10	ug/L							
Bis(2-chloroisopropyl)ether	ND	10	ug/L							
Bis(2-ethylhexyl)phthalate	ND	10	ug/L							
Butyl benzyl phthalate	ND	10	ug/L							
Chrysene	ND	5.0	ug/L							
Dibenzo[a,h]anthracene	ND	5.0	ug/L							
Dibenzofuran	ND	5.0	ug/L							
Diethyl phthalate	ND	10	ug/L							
Dimethyl phthalate	ND	10	ug/L							
Di-n-butyl phthalate	ND	10	ug/L							

Client: University of Arizona- Risk Management Services
Project: Page Ranch
Work Order: 15D0631
Date Received: 04/22/2015

QC Summary

Analyte	Result	Reporting Limit	Units	Spike Level	Source Result	%REC	%REC Limits	RPD	RPD Limit	Qual
Batch 1504268 - SW8270C										
Blank (1504268-BLK1)				Prepared: 04/27/2015 Analyzed: 04/30/2015						
Di-n-octyl phthalate	ND	10	ug/L							
Fluoranthene	ND	5.0	ug/L							
Fluorene	ND	5.0	ug/L							
Hexachlorobenzene	ND	10	ug/L							
Hexachlorobutadiene	ND	10	ug/L							
Hexachlorocyclopentadiene	ND	10	ug/L							
Hexachloroethane	ND	10	ug/L							
Indeno[1,2,3-cd]pyrene	ND	5.0	ug/L							
Isophorone	ND	10	ug/L							
Naphthalene	ND	5.0	ug/L							
Nitrobenzene	ND	10	ug/L							
N-Nitrosodimethylamine	ND	10	ug/L							
N-Nitrosodiphenylamine	ND	10	ug/L							
N-Nitrosodipropylamine	ND	10	ug/L							
Pentachlorophenol	ND	30	ug/L							
Phenanthrene	ND	5.0	ug/L							
Phenol	ND	10	ug/L							
Pyrene	ND	5.0	ug/L							
Surrogate: 2,4,6-Tribromophenol	*80.7*		*ug/L*	*100.0*		*81*	*61-118*			
Surrogate: 2-Fluorobiphenyl	*67.5*		*ug/L*	*100.0*		*67*	*30.9-111*			
Surrogate: 2-Fluorophenol	*46.0*		*ug/L*	*100.0*		*46*	*15.2-68.1*			
Surrogate: 4-Terphenyl-d14	*60.1*		*ug/L*	*100.0*		*60*	*0-123*			
Surrogate: Nitrobenzene-d5	*57.1*		*ug/L*	*100.0*		*57*	*35-99*			
Surrogate: Phenol-d6	*52.9*		*ug/L*	*100.0*		*53*	*0-115*			
LCS (1504268-BS1)				Prepared: 04/27/2015 Analyzed: 04/30/2015						
1,2,4-Trichlorobenzene	41	10	ug/L	50.00		82	29.5-92.8			
1,4-Dichlorobenzene	32	10	ug/L	50.00		63	21.9-69.5			
2,4-Dinitrotoluene	46	10	ug/L	50.00		91	40.6-90			L5
2-Chlorophenol	69	10	ug/L	100.0		69	33-82.4			
4-Chloro-3-methylphenol	88	10	ug/L	100.0		88	39.5-87.3			L5
4-Nitrophenol	90	50	ug/L	100.0		90	41.7-99.9			
Acenaphthene	42	5.0	ug/L	50.00		84	38.3-91.1			
N-Nitrosodipropylamine	46	10	ug/L	50.00		91	40.5-95.8			
Pentachlorophenol	100	30	ug/L	100.0		103	32.5-106			
Phenol	63	10	ug/L	100.0		63	8.08-78.4			
Pyrene	45	5.0	ug/L	50.00		90	34.9-95.9			
Surrogate: 2,4,6-Tribromophenol	*119*		*ug/L*	*100.0*		*119*	*56.4-119*			
Surrogate: 2-Fluorobiphenyl	*81.6*		*ug/L*	*100.0*		*82*	*39.7-99.4*			
Surrogate: 2-Fluorophenol	*59.5*		*ug/L*	*100.0*		*59*	*24.4-64.9*			
Surrogate: 4-Terphenyl-d14	*59.2*		*ug/L*	*100.0*		*59*	*28.3-82.4*			
Surrogate: Nitrobenzene-d5	*83.7*		*ug/L*	*100.0*		*84*	*38.4-84.6*			
Surrogate: Phenol-d6	*67.5*		*ug/L*	*100.0*		*68*	*18.3-88.5*			

Client: University of Arizona- Risk Management Services
Project: Page Ranch
Work Order: 15D0631
Date Received: 04/22/2015

QC Summary

Analyte	Result	Reporting Limit	Units	Spike Level	Source Result	%REC	%REC Limits	RPD	RPD Limit	Qual
Batch 1504268 - SW8270C										
LCS Dup (1504268-BSD1)				Prepared: 04/27/2015 Analyzed: 04/30/2015						
1,2,4-Trichlorobenzene	34	10	ug/L	50.00		68	29.5-92.8	18	30	
1,4-Dichlorobenzene	28	10	ug/L	50.00		56	21.9-69.5	13	30	
2,4-Dinitrotoluene	39	10	ug/L	50.00		78	40.6-90	16	30	
2-Chlorophenol	62	10	ug/L	100.0		62	33-82.4	12	30	
4-Chloro-3-methylphenol	74	10	ug/L	100.0		74	39.5-87.3	17	30	
4-Nitrophenol	77	50	ug/L	100.0		77	41.7-99.9	16	30	
Acenaphthene	36	5.0	ug/L	50.00		71	38.3-91.1	16	30	
N-Nitrosodipropylamine	41	10	ug/L	50.00		82	40.5-95.8	10	30	
Pentachlorophenol	85	30	ug/L	100.0		85	32.5-106	19	30	
Phenol	58	10	ug/L	100.0		58	8.08-78.4	9	30	
Pyrene	39	5.0	ug/L	50.00		78	34.9-95.9	15	30	
Surrogate: 2,4,6-Tribromophenol	*99.6*		*ug/L*	*100.0*		*100*	*56.4-119*			
Surrogate: 2-Fluorobiphenyl	*70.0*		*ug/L*	*100.0*		*70*	*39.7-99.4*			
Surrogate: 2-Fluorophenol	*52.5*		*ug/L*	*100.0*		*52*	*24.4-64.9*			
Surrogate: 4-Terphenyl-d14	*57.7*		*ug/L*	*100.0*		*58*	*28.3-82.4*			
Surrogate: Nitrobenzene-d5	*70.0*		*ug/L*	*100.0*		*70*	*38.4-84.6*			
Surrogate: Phenol-d6	*61.6*		*ug/L*	*100.0*		*62*	*18.3-88.5*			
Matrix Spike (1504268-MS1)		**Source: 15D0631-01**		Prepared: 04/27/2015 Analyzed: 04/30/2015						
1,2,4-Trichlorobenzene	18	10	ug/L	50.25	ND	36	26.6-89.9			
1,4-Dichlorobenzene	13	10	ug/L	50.25	ND	26	19.9-65.5			
2,4-Dinitrotoluene	26	10	ug/L	50.25	ND	51	34-105			
2-Chlorophenol	34	10	ug/L	100.5	ND	34	36.6-79.1			M7
4-Chloro-3-methylphenol	43	10	ug/L	100.5	ND	43	37.3-97.9			
4-Nitrophenol	48	50	ug/L	100.5	ND	47	13.5-140			
Acenaphthene	23	5.0	ug/L	50.25	ND	45	33.3-99.9			
N-Nitrosodipropylamine	21	10	ug/L	50.25	ND	42	24.1-125			
Pentachlorophenol	51	30	ug/L	100.5	ND	50	16.1-135			
Phenol	35	10	ug/L	100.5	ND	35	13.6-83.9			
Pyrene	24	5.0	ug/L	50.25	ND	48	5.95-112			
Surrogate: 2,4,6-Tribromophenol	*59.2*		*ug/L*	*100.5*		*59*	*61-118*			*S12*
Surrogate: 2-Fluorobiphenyl	*47.0*		*ug/L*	*100.5*		*47*	*30.9-111*			
Surrogate: 2-Fluorophenol	*27.1*		*ug/L*	*100.5*		*27*	*15.2-68.1*			
Surrogate: 4-Terphenyl-d14	*43.1*		*ug/L*	*100.5*		*43*	*0-123*			
Surrogate: Nitrobenzene-d5	*36.2*		*ug/L*	*100.5*		*36*	*35-99*			
Surrogate: Phenol-d6	*35.4*		*ug/L*	*100.5*		*35*	*0-115*			

Client: University of Arizona- Risk Management Services
Project: Page Ranch
Work Order: 15D0631
Date Received: 04/22/2015

QC Summary

Analyte	Result	Reporting Limit	Units	Spike Level	Source Result	%REC	%REC Limits	RPD	RPD Limit	Qual
Batch 1504268 - SW8270C										
Matrix Spike Dup (1504268-MSD1)		**Source: 15D0631-01**		Prepared: 04/27/2015 Analyzed: 04/30/2015						
1,2,4-Trichlorobenzene	31	10	ug/L	50.05	ND	62	26.6-89.9	52	30	R4
1,4-Dichlorobenzene	23	10	ug/L	50.05	ND	46	19.9-65.5	53	30	R4
2,4-Dinitrotoluene	41	10	ug/L	50.05	ND	82	34-105	45	30	R4
2-Chlorophenol	53	10	ug/L	100.1	ND	53	36.6-79.1	44	30	R13
4-Chloro-3-methylphenol	67	10	ug/L	100.1	ND	67	37.3-97.9	44	30	R4
4-Nitrophenol	72	50	ug/L	100.1	ND	72	13.5-140	41	30	R4
Acenaphthene	37	5.0	ug/L	50.05	ND	73	33.3-99.9	46	30	R4
N-Nitrosodipropylamine	36	10	ug/L	50.05	ND	72	24.1-125	53	30	R4
Pentachlorophenol	74	30	ug/L	100.1	ND	74	16.1-135	38	30	R4
Phenol	55	10	ug/L	100.1	ND	55	13.6-83.9	45	30	R4
Pyrene	34	5.0	ug/L	50.05	ND	69	5.95-112	35	30	R4
Surrogate: 2,4,6-Tribromophenol	*87.0*		*ug/L*	*100.1*		*87*	*61-118*			
Surrogate: 2-Fluorobiphenyl	*80.9*		*ug/L*	*100.1*		*81*	*30.9-111*			
Surrogate: 2-Fluorophenol	*45.0*		*ug/L*	*100.1*		*45*	*15.2-68.1*			
Surrogate: 4-Terphenyl-d14	*62.6*		*ug/L*	*100.1*		*63*	*0-123*			
Surrogate: Nitrobenzene-d5	*60.9*		*ug/L*	*100.1*		*61*	*35-99*			
Surrogate: Phenol-d6	*57.6*		*ug/L*	*100.1*		*58*	*0-115*			
Batch 1505018 - E504.1										
Blank (1505018-BLK1)				Prepared & Analyzed: 05/04/2015						
1,2-Dibromo-3-chloropropane	ND	0.000020	mg/L							
1,2-Dibromoethane	ND	0.000010	mg/L							
Surrogate: Tetrachloro-m-xylene	*0.000234*		*mg/L*	*0.0002000*		*117*	*70-130*			
LCS (1505018-BS1)				Prepared & Analyzed: 05/04/2015						
1,2-Dibromo-3-chloropropane	0.00025	0.000020	mg/L	0.0002500		99	70-130			
1,2-Dibromoethane	0.00024	0.000010	mg/L	0.0002500		94	70-130			
Surrogate: Tetrachloro-m-xylene	*0.000241*		*mg/L*	*0.0002000*		*120*	*70-130*			
LCS Dup (1505018-BSD1)				Prepared & Analyzed: 05/04/2015						
1,2-Dibromo-3-chloropropane	0.00024	0.000020	mg/L	0.0002500		97	70-130	2	30	
1,2-Dibromoethane	0.00025	0.000010	mg/L	0.0002500		100	70-130	6	30	
Surrogate: Tetrachloro-m-xylene	*0.000237*		*mg/L*	*0.0002000*		*118*	*70-130*			
Matrix Spike (1505018-MS1)		**Source: 15D0631-01**		Prepared & Analyzed: 05/04/2015						
1,2-Dibromo-3-chloropropane	0.00024	0.000020	mg/L	0.0002500	ND	95	70-130			
1,2-Dibromoethane	0.00023	0.000010	mg/L	0.0002500	ND	94	70-130			
Surrogate: Tetrachloro-m-xylene	*0.000233*		*mg/L*	*0.0002000*		*116*	*70-130*			

Client: University of Arizona- Risk Management Services
Project: Page Ranch
Work Order: 15D0631
Date Received: 04/22/2015

QC Summary

Analyte	Result	Reporting Limit	Units	Spike Level	Source Result	%REC	%REC Limits	RPD	RPD Limit	Qual
Batch 1504286 - EPA 524.2										

Client: University of Arizona- Risk Management Services
Project: Page Ranch
Work Order: 15D0631
Date Received: 04/22/2015

QC Summary

Analyte	Result	Reporting Limit	Units	Spike Level	Source Result	%REC	%REC Limits	RPD	RPD Limit	Qual
Batch 1504286 - EPA 524.2										
Blank (1504286-BLK1)				Prepared & Analyzed: 04/28/2015						
1,1,1,2-Tetrachloroethane	ND	0.00050	mg/L							
1,1,1-Trichloroethane	ND	0.00050	mg/L							
1,1,2,2-Tetrachloroethane	ND	0.00050	mg/L							
1,1,2-Trichloroethane	ND	0.00050	mg/L							
1,1-Dichloroethane	ND	0.00050	mg/L							
1,1-Dichloroethene	ND	0.00050	mg/L							
1,1-Dichloropropene	ND	0.00050	mg/L							
1,2,3-Trichlorobenzene	ND	0.00050	mg/L							
1,2,3-Trichloropropane	ND	0.00050	mg/L							
1,2,4-Trichlorobenzene	ND	0.00050	mg/L							
1,2,4-Trimethylbenzene	ND	0.00050	mg/L							
1,2-Dichlorobenzene	ND	0.00050	mg/L							
1,2-Dichloroethane	ND	0.00050	mg/L							
1,2-Dichloropropane	ND	0.00050	mg/L							
1,3,5-Trimethylbenzene	ND	0.00050	mg/L							
1,3-Dichlorobenzene	ND	0.00050	mg/L							
1,3-Dichloropropane	ND	0.00050	mg/L							
1,4-Dichlorobenzene	ND	0.00050	mg/L							
2,2-Dichloropropane	ND	0.00050	mg/L							
2-Chlorotoluene	ND	0.00050	mg/L							
4-Chlorotoluene	ND	0.00050	mg/L							
4-Isopropyltoluene	ND	0.00050	mg/L							
Benzene	ND	0.00050	mg/L							
Bromobenzene	ND	0.00050	mg/L							
Bromochloromethane	ND	0.00050	mg/L							
Bromodichloromethane	ND	0.00050	mg/L							
Bromoform	ND	0.00050	mg/L							
Bromomethane	ND	0.00050	mg/L							
Carbon tetrachloride	ND	0.00050	mg/L							
Chlorobenzene	ND	0.00050	mg/L							
Chloroethane	ND	0.00050	mg/L							
Chloroform	ND	0.00050	mg/L							
Chloromethane	ND	0.00050	mg/L							
cis-1,2-Dichloroethene	ND	0.00050	mg/L							
cis-1,3-Dichloropropene	ND	0.00050	mg/L							
Dibromochloromethane	ND	0.00050	mg/L							
Dibromomethane	ND	0.00050	mg/L							
Dichlorodifluoromethane	ND	0.00050	mg/L							
Ethylbenzene	ND	0.00050	mg/L							
Hexachlorobutadiene	ND	0.00050	mg/L							
Isopropylbenzene	ND	0.00050	mg/L							
Methylene chloride	ND	0.00050	mg/L							
Naphthalene	ND	0.00050	mg/L							
n-Butylbenzene	ND	0.00050	mg/L							
n-Propylbenzene	ND	0.00050	mg/L							
sec-Butylbenzene	ND	0.00050	mg/L							
Styrene	ND	0.00050	mg/L							
tert-Butylbenzene	ND	0.00050	mg/L							

Client: University of Arizona- Risk Management Services
Project: Page Ranch
Work Order: 15D0631
Date Received: 04/22/2015

QC Summary

Analyte	Result	Reporting Limit	Units	Spike Level	Source Result	%REC	%REC Limits	RPD	RPD Limit	Qual
Batch 1504286 - EPA 524.2										
Blank (1504286-BLK1)				Prepared & Analyzed: 04/28/2015						
Tetrachloroethene	ND	0.00050	mg/L							
Toluene	ND	0.00050	mg/L							
trans-1,2-Dichloroethene	ND	0.00050	mg/L							
trans-1,3-Dichloropropene	ND	0.00050	mg/L							
Trichloroethene	ND	0.00050	mg/L							
Trichlorofluoromethane	ND	0.00050	mg/L							
TTHMs	ND	0.00050	mg/L							
Vinyl chloride	ND	0.00050	mg/L							
Xylenes, Total	ND	0.0015	mg/L							
Surrogate: 1,2-Dichlorobenzene-d4	*0.86*		*ug/L*	*1.000*		*86*	*70-130*			
Surrogate: 4-Bromofluorobenzene	*0.92*		*ug/L*	*1.000*		*92*	*70-130*			

Client: University of Arizona- Risk Management Services
Project: Page Ranch
Work Order: 15D0631
Date Received: 04/22/2015

QC Summary

Analyte	Result	Reporting Limit	Units	Spike Level	Source Result	%REC	%REC Limits	RPD	RPD Limit	Qual
Batch 1504286 - EPA 524.2										
LCS (1504286-BS1)				Prepared & Analyzed: 04/28/2015						
1,1,1,2-Tetrachloroethane	0.0054	0.00050	mg/L	0.005000		107	70-130			
1,1,1-Trichloroethane	0.0038	0.00050	mg/L	0.005000		76	70-130			
1,1,2,2-Tetrachloroethane	0.0056	0.00050	mg/L	0.005000		112	70-130			
1,1,2-Trichloroethane	0.0055	0.00050	mg/L	0.005000		111	70-130			
1,1-Dichloroethane	0.0057	0.00050	mg/L	0.005000		114	70-130			
1,1-Dichloroethene	0.0059	0.00050	mg/L	0.005000		117	70-130			
1,1-Dichloropropene	0.0060	0.00050	mg/L	0.005000		121	70-130			
1,2,3-Trichlorobenzene	0.0051	0.00050	mg/L	0.005000		102	70-130			
1,2,3-Trichloropropane	0.0058	0.00050	mg/L	0.005000		115	70-130			
1,2,4-Trichlorobenzene	0.0046	0.00050	mg/L	0.005000		93	70-130			
1,2,4-Trimethylbenzene	0.0058	0.00050	mg/L	0.005000		116	70-130			
1,2-Dichlorobenzene	0.0055	0.00050	mg/L	0.005000		111	70-130			
1,2-Dichloroethane	0.0058	0.00050	mg/L	0.005000		115	70-130			
1,2-Dichloropropane	0.0056	0.00050	mg/L	0.005000		112	70-130			
1,3,5-Trimethylbenzene	0.0059	0.00050	mg/L	0.005000		117	70-130			
1,3-Dichlorobenzene	0.0055	0.00050	mg/L	0.005000		110	70-130			
1,3-Dichloropropane	0.0055	0.00050	mg/L	0.005000		110	70-130			
1,4-Dichlorobenzene	0.0058	0.00050	mg/L	0.005000		116	70-130			
2,2-Dichloropropane	0.0053	0.00050	mg/L	0.005000		106	70-130			
2-Chlorotoluene	0.0059	0.00050	mg/L	0.005000		118	70-130			
4-Chlorotoluene	0.0058	0.00050	mg/L	0.005000		116	70-130			
4-Isopropyltoluene	0.0058	0.00050	mg/L	0.005000		115	70-130			
Benzene	0.0057	0.00050	mg/L	0.005000		114	70-130			
Bromobenzene	0.0054	0.00050	mg/L	0.005000		107	70-130			
Bromochloromethane	0.0058	0.00050	mg/L	0.005000		115	70-130			
Bromodichloromethane	0.0053	0.00050	mg/L	0.005000		106	70-130			
Bromoform	0.0054	0.00050	mg/L	0.005000		107	70-130			
Bromomethane	0.0065	0.00050	mg/L	0.005000		129	70-130			
Carbon tetrachloride	0.0055	0.00050	mg/L	0.005000		109	70-130			
Chlorobenzene	0.0054	0.00050	mg/L	0.005000		107	70-130			
Chloroethane	0.0051	0.00050	mg/L	0.005000		101	70-130			
Chloroform	0.0044	0.00050	mg/L	0.005000		88	70-130			
Chloromethane	0.0052	0.00050	mg/L	0.005000		104	70-130			
cis-1,2-Dichloroethene	0.0059	0.00050	mg/L	0.005000		117	70-130			
cis-1,3-Dichloropropene	0.0051	0.00050	mg/L	0.005000		101	70-130			
Dibromochloromethane	0.0055	0.00050	mg/L	0.005000		110	70-130			
Dibromomethane	0.0056	0.00050	mg/L	0.005000		112	70-130			
Dichlorodifluoromethane	0.0052	0.00050	mg/L	0.005000		105	70-130			
Ethylbenzene	0.0058	0.00050	mg/L	0.005000		116	70-130			
Hexachlorobutadiene	0.0051	0.00050	mg/L	0.005000		102	70-130			
Isopropylbenzene	0.0059	0.00050	mg/L	0.005000		118	70-130			
Methyl tert-Butyl Ether (MTBE)	0.0039	0.00050	mg/L	0.005000		79	0-200			
Methylene chloride	0.0056	0.00050	mg/L	0.005000		113	70-130			
Naphthalene	0.0042	0.00050	mg/L	0.005000		84	70-130			
n-Butylbenzene	0.0059	0.00050	mg/L	0.005000		117	70-130			
n-Propylbenzene	0.0059	0.00050	mg/L	0.005000		117	70-130			
sec-Butylbenzene	0.0059	0.00050	mg/L	0.005000		118	70-130			
Styrene	0.0058	0.00050	mg/L	0.005000		116	70-130			

Client: University of Arizona- Risk Management Services
Project: Page Ranch
Work Order: 15D0631
Date Received: 04/22/2015

QC Summary

Analyte	Result	Reporting Limit	Units	Spike Level	Source Result	%REC	%REC Limits	RPD	RPD Limit	Qual
Batch 1504286 - EPA 524.2										
LCS (1504286-BS1)				Prepared & Analyzed: 04/28/2015						
tert-Butylbenzene	0.0057	0.00050	mg/L	0.005000		115	70-130			
Tetrachloroethene	0.0057	0.00050	mg/L	0.005000		113	70-130			
Toluene	0.0056	0.00050	mg/L	0.005000		112	70-130			
trans-1,2-Dichloroethene	0.0058	0.00050	mg/L	0.005000		115	70-130			
trans-1,3-Dichloropropene	0.0048	0.00050	mg/L	0.005000		97	70-130			
Trichloroethene	0.0054	0.00050	mg/L	0.005000		108	70-130			
Trichlorofluoromethane	0.0057	0.00050	mg/L	0.005000		114	70-130			
TTHMs	0.021	0.00050	mg/L				70-130			
Vinyl chloride	0.0055	0.00050	mg/L	0.005000		109	70-130			
Xylenes, Total	0.018	0.0015	mg/L				70-130			
Surrogate: 1,2-Dichlorobenzene-d4	*1.0*		*ug/L*	*1.000*		*100*	*70-130*			
Surrogate: 4-Bromofluorobenzene	*1.0*		*ug/L*	*1.000*		*101*	*70-130*			

Client: University of Arizona- Risk Management Services
Project: Page Ranch
Work Order: 15D0631
Date Received: 04/22/2015

QC Summary

Analyte	Result	Reporting Limit	Units	Spike Level	Source Result	%REC	%REC Limits	RPD	RPD Limit	Qual
Batch 1504286 - EPA 524.2										
LCS Dup (1504286-BSD1)				Prepared & Analyzed: 04/28/2015						
1,1,1,2-Tetrachloroethane	0.0053	0.00050	mg/L	0.005000		106	70-130	1	20	
1,1,1-Trichloroethane	0.0050	0.00050	mg/L	0.005000		99	70-130	27	20	R6
1,1,2,2-Tetrachloroethane	0.0053	0.00050	mg/L	0.005000		107	70-130	5	20	
1,1,2-Trichloroethane	0.0052	0.00050	mg/L	0.005000		104	70-130	6	20	
1,1-Dichloroethane	0.0053	0.00050	mg/L	0.005000		106	70-130	8	20	
1,1-Dichloroethene	0.0057	0.00050	mg/L	0.005000		113	70-130	3	20	
1,1-Dichloropropene	0.0056	0.00050	mg/L	0.005000		112	70-130	8	20	
1,2,3-Trichlorobenzene	0.0051	0.00050	mg/L	0.005000		101	70-130	0.6	20	
1,2,3-Trichloropropane	0.0052	0.00050	mg/L	0.005000		104	70-130	10	20	
1,2,4-Trichlorobenzene	0.0049	0.00050	mg/L	0.005000		97	70-130	5	20	
1,2,4-Trimethylbenzene	0.0055	0.00050	mg/L	0.005000		109	70-130	6	20	
1,2-Dichlorobenzene	0.0053	0.00050	mg/L	0.005000		106	70-130	5	20	
1,2-Dichloroethane	0.0054	0.00050	mg/L	0.005000		109	70-130	6	20	
1,2-Dichloropropane	0.0052	0.00050	mg/L	0.005000		104	70-130	7	20	
1,3,5-Trimethylbenzene	0.0055	0.00050	mg/L	0.005000		110	70-130	6	20	
1,3-Dichlorobenzene	0.0052	0.00050	mg/L	0.005000		104	70-130	5	20	
1,3-Dichloropropane	0.0053	0.00050	mg/L	0.005000		105	70-130	4	20	
1,4-Dichlorobenzene	0.0054	0.00050	mg/L	0.005000		109	70-130	7	20	
2,2-Dichloropropane	0.0047	0.00050	mg/L	0.005000		94	70-130	11	20	
2-Chlorotoluene	0.0055	0.00050	mg/L	0.005000		109	70-130	7	20	
4-Chlorotoluene	0.0055	0.00050	mg/L	0.005000		109	70-130	6	20	
4-Isopropyltoluene	0.0055	0.00050	mg/L	0.005000		109	70-130	5	20	
Benzene	0.0054	0.00050	mg/L	0.005000		108	70-130	5	20	
Bromobenzene	0.0052	0.00050	mg/L	0.005000		104	70-130	3	20	
Bromochloromethane	0.0051	0.00050	mg/L	0.005000		102	70-130	12	20	
Bromodichloromethane	0.0051	0.00050	mg/L	0.005000		101	70-130	5	20	
Bromoform	0.0051	0.00050	mg/L	0.005000		101	70-130	6	20	
Bromomethane	0.0059	0.00050	mg/L	0.005000		118	70-130	9	20	
Carbon tetrachloride	0.0051	0.00050	mg/L	0.005000		102	70-130	7	20	
Chlorobenzene	0.0051	0.00050	mg/L	0.005000		101	70-130	5	20	
Chloroethane	0.0049	0.00050	mg/L	0.005000		98	70-130	3	20	
Chloroform	0.0061	0.00050	mg/L	0.005000		122	70-130	32	20	R6
Chloromethane	0.0048	0.00050	mg/L	0.005000		97	70-130	8	20	
cis-1,2-Dichloroethene	0.0052	0.00050	mg/L	0.005000		105	70-130	12	20	
cis-1,3-Dichloropropene	0.0049	0.00050	mg/L	0.005000		97	70-130	4	20	
Dibromochloromethane	0.0052	0.00050	mg/L	0.005000		103	70-130	6	20	
Dibromomethane	0.0052	0.00050	mg/L	0.005000		104	70-130	7	20	
Dichlorodifluoromethane	0.0050	0.00050	mg/L	0.005000		99	70-130	5	20	
Ethylbenzene	0.0055	0.00050	mg/L	0.005000		109	70-130	6	20	
Hexachlorobutadiene	0.0051	0.00050	mg/L	0.005000		102	70-130	0	20	
Isopropylbenzene	0.0054	0.00050	mg/L	0.005000		107	70-130	9	20	
Methyl tert-Butyl Ether (MTBE)	0.0038	0.00050	mg/L	0.005000		76	0-200	4	200	
Methylene chloride	0.0054	0.00050	mg/L	0.005000		108	70-130	4	20	
Naphthalene	0.0044	0.00050	mg/L	0.005000		88	70-130	4	20	
n-Butylbenzene	0.0054	0.00050	mg/L	0.005000		109	70-130	7	20	
n-Propylbenzene	0.0055	0.00050	mg/L	0.005000		110	70-130	6	20	
sec-Butylbenzene	0.0054	0.00050	mg/L	0.005000		109	70-130	8	20	
Styrene	0.0055	0.00050	mg/L	0.005000		109	70-130	7	20	

Client: University of Arizona- Risk Management Services
Project: Page Ranch
Work Order: 15D0631
Date Received: 04/22/2015

QC Summary

Analyte	Result	Reporting Limit	Units	Spike Level	Source Result	%REC	%REC Limits	RPD	RPD Limit	Qual
Batch 1504286 - EPA 524.2										
LCS Dup (1504286-BSD1)				Prepared & Analyzed: 04/28/2015						
tert-Butylbenzene	0.0054	0.00050	mg/L	0.005000		109	70-130	5	20	
Tetrachloroethene	0.0051	0.00050	mg/L	0.005000		102	70-130	10	20	
Toluene	0.0053	0.00050	mg/L	0.005000		105	70-130	6	20	
trans-1,2-Dichloroethene	0.0054	0.00050	mg/L	0.005000		108	70-130	7	20	
trans-1,3-Dichloropropene	0.0048	0.00050	mg/L	0.005000		96	70-130	0.6	20	
Trichloroethene	0.0052	0.00050	mg/L	0.005000		104	70-130	4	20	
Trichlorofluoromethane	0.0054	0.00050	mg/L	0.005000		108	70-130	5	20	
TTHMs	0.021	0.00050	mg/L				70-130	4	20	
Vinyl chloride	0.0053	0.00050	mg/L	0.005000		105	70-130	3	20	
Xylenes, Total	0.016	0.0015	mg/L				70-130	7	20	
Surrogate: 1,2-Dichlorobenzene-d4	*1.0*		*ug/L*	*1.000*		*101*	*70-130*			
Surrogate: 4-Bromofluorobenzene	*0.99*		*ug/L*	*1.000*		*99*	*70-130*			
Batch 1504303 - EPA 524.2										

Client: University of Arizona- Risk Management Services
Project: Page Ranch
Work Order: 15D0631
Date Received: 04/22/2015

QC Summary

Analyte	Result	Reporting Limit	Units	Spike Level	Source Result	%REC	%REC Limits	RPD	RPD Limit	Qual
Batch 1504303 - EPA 524.2										
Blank (1504303-BLK1)				Prepared & Analyzed: 04/29/2015						
1,1,1,2-Tetrachloroethane	ND	0.00050	mg/L							
1,1,1-Trichloroethane	ND	0.00050	mg/L							
1,1,2,2-Tetrachloroethane	ND	0.00050	mg/L							
1,1,2-Trichloroethane	ND	0.00050	mg/L							
1,1-Dichloroethane	ND	0.00050	mg/L							
1,1-Dichloroethene	ND	0.00050	mg/L							
1,1-Dichloropropene	ND	0.00050	mg/L							
1,2,3-Trichlorobenzene	ND	0.00050	mg/L							
1,2,3-Trichloropropane	ND	0.00050	mg/L							
1,2,4-Trichlorobenzene	ND	0.00050	mg/L							
1,2,4-Trimethylbenzene	ND	0.00050	mg/L							
1,2-Dichlorobenzene	ND	0.00050	mg/L							
1,2-Dichloroethane	ND	0.00050	mg/L							
1,2-Dichloropropane	ND	0.00050	mg/L							
1,3,5-Trimethylbenzene	ND	0.00050	mg/L							
1,3-Dichlorobenzene	ND	0.00050	mg/L							
1,3-Dichloropropane	ND	0.00050	mg/L							
1,4-Dichlorobenzene	ND	0.00050	mg/L							
2,2-Dichloropropane	ND	0.00050	mg/L							
2-Chlorotoluene	ND	0.00050	mg/L							
4-Chlorotoluene	ND	0.00050	mg/L							
4-Isopropyltoluene	ND	0.00050	mg/L							
Benzene	ND	0.00050	mg/L							
Bromobenzene	ND	0.00050	mg/L							
Bromochloromethane	ND	0.00050	mg/L							
Bromodichloromethane	ND	0.00050	mg/L							
Bromoform	ND	0.00050	mg/L							
Bromomethane	ND	0.00050	mg/L							
Carbon tetrachloride	ND	0.00050	mg/L							
Chlorobenzene	ND	0.00050	mg/L							
Chloroethane	ND	0.00050	mg/L							
Chloroform	ND	0.00050	mg/L							
Chloromethane	ND	0.00050	mg/L							
cis-1,2-Dichloroethene	ND	0.00050	mg/L							
cis-1,3-Dichloropropene	ND	0.00050	mg/L							
Dibromochloromethane	ND	0.00050	mg/L							
Dibromomethane	ND	0.00050	mg/L							
Dichlorodifluoromethane	ND	0.00050	mg/L							
Ethylbenzene	ND	0.00050	mg/L							
Hexachlorobutadiene	ND	0.00050	mg/L							
Isopropylbenzene	ND	0.00050	mg/L							
Methylene chloride	ND	0.00050	mg/L							
Naphthalene	ND	0.00050	mg/L							
n-Butylbenzene	ND	0.00050	mg/L							
n-Propylbenzene	ND	0.00050	mg/L							
sec-Butylbenzene	ND	0.00050	mg/L							
Styrene	ND	0.00050	mg/L							
tert-Butylbenzene	ND	0.00050	mg/L							

Client: University of Arizona- Risk Management Services
Project: Page Ranch
Work Order: 15D0631
Date Received: 04/22/2015

QC Summary

Analyte	Result	Reporting Limit	Units	Spike Level	Source Result	%REC	%REC Limits	RPD	RPD Limit	Qual
Batch 1504303 - EPA 524.2										
Blank (1504303-BLK1)				Prepared & Analyzed: 04/29/2015						
Tetrachloroethene	ND	0.00050	mg/L							
Toluene	ND	0.00050	mg/L							
trans-1,2-Dichloroethene	ND	0.00050	mg/L							
trans-1,3-Dichloropropene	ND	0.00050	mg/L							
Trichloroethene	ND	0.00050	mg/L							
Trichlorofluoromethane	ND	0.00050	mg/L							
TTHMs	ND	0.00050	mg/L							
Vinyl chloride	ND	0.00050	mg/L							
Xylenes, Total	ND	0.0015	mg/L							
Surrogate: 1,2-Dichlorobenzene-d4	*1.1*		*ug/L*	*1.000*		*109*	*70-130*			
Surrogate: 4-Bromofluorobenzene	*0.91*		*ug/L*	*1.000*		*91*	*70-130*			

Client: University of Arizona- Risk Management Services
Project: Page Ranch
Work Order: 15D0631
Date Received: 04/22/2015

QC Summary

Analyte	Result	Reporting Limit	Units	Spike Level	Source Result	%REC	%REC Limits	RPD	RPD Limit	Qual
Batch 1504303 - EPA 524.2										
LCS (1504303-BS1)				Prepared & Analyzed: 04/29/2015						
1,1,1,2-Tetrachloroethane	0.0053	0.00050	mg/L	0.005000		106	70-130			
1,1,1-Trichloroethane	0.0051	0.00050	mg/L	0.005000		102	70-130			
1,1,2,2-Tetrachloroethane	0.0058	0.00050	mg/L	0.005000		116	70-130			
1,1,2-Trichloroethane	0.0056	0.00050	mg/L	0.005000		111	70-130			
1,1-Dichloroethane	0.0054	0.00050	mg/L	0.005000		108	70-130			
1,1-Dichloroethene	0.0055	0.00050	mg/L	0.005000		111	70-130			
1,1-Dichloropropene	0.0058	0.00050	mg/L	0.005000		115	70-130			
1,2,3-Trichlorobenzene	0.0052	0.00050	mg/L	0.005000		105	70-130			
1,2,3-Trichloropropane	0.0055	0.00050	mg/L	0.005000		111	70-130			
1,2,4-Trichlorobenzene	0.0050	0.00050	mg/L	0.005000		99	70-130			
1,2,4-Trimethylbenzene	0.0057	0.00050	mg/L	0.005000		115	70-130			
1,2-Dichlorobenzene	0.0056	0.00050	mg/L	0.005000		113	70-130			
1,2-Dichloroethane	0.0056	0.00050	mg/L	0.005000		112	70-130			
1,2-Dichloropropane	0.0055	0.00050	mg/L	0.005000		109	70-130			
1,3,5-Trimethylbenzene	0.0059	0.00050	mg/L	0.005000		117	70-130			
1,3-Dichlorobenzene	0.0055	0.00050	mg/L	0.005000		110	70-130			
1,3-Dichloropropane	0.0055	0.00050	mg/L	0.005000		110	70-130			
1,4-Dichlorobenzene	0.0058	0.00050	mg/L	0.005000		115	70-130			
2,2-Dichloropropane	0.0048	0.00050	mg/L	0.005000		96	70-130			
2-Chlorotoluene	0.0059	0.00050	mg/L	0.005000		117	70-130			
4-Chlorotoluene	0.0058	0.00050	mg/L	0.005000		115	70-130			
4-Isopropyltoluene	0.0057	0.00050	mg/L	0.005000		115	70-130			
Benzene	0.0054	0.00050	mg/L	0.005000		109	70-130			
Bromobenzene	0.0054	0.00050	mg/L	0.005000		108	70-130			
Bromochloromethane	0.0052	0.00050	mg/L	0.005000		104	70-130			
Bromodichloromethane	0.0052	0.00050	mg/L	0.005000		105	70-130			
Bromoform	0.0053	0.00050	mg/L	0.005000		106	70-130			
Bromomethane	0.0058	0.00050	mg/L	0.005000		116	70-130			
Carbon tetrachloride	0.0054	0.00050	mg/L	0.005000		108	70-130			
Chlorobenzene	0.0052	0.00050	mg/L	0.005000		104	70-130			
Chloroethane	0.0048	0.00050	mg/L	0.005000		96	70-130			
Chloroform	0.0062	0.00050	mg/L	0.005000		123	70-130			
Chloromethane	0.0050	0.00050	mg/L	0.005000		100	70-130			
cis-1,2-Dichloroethene	0.0053	0.00050	mg/L	0.005000		107	70-130			
cis-1,3-Dichloropropene	0.0050	0.00050	mg/L	0.005000		99	70-130			
Dibromochloromethane	0.0053	0.00050	mg/L	0.005000		106	70-130			
Dibromomethane	0.0054	0.00050	mg/L	0.005000		108	70-130			
Dichlorodifluoromethane	0.0049	0.00050	mg/L	0.005000		98	70-130			
Ethylbenzene	0.0056	0.00050	mg/L	0.005000		112	70-130			
Hexachlorobutadiene	0.0053	0.00050	mg/L	0.005000		106	70-130			
Isopropylbenzene	0.0057	0.00050	mg/L	0.005000		114	70-130			
Methyl tert-Butyl Ether (MTBE)	0.0041	0.00050	mg/L	0.005000		81	0-200			
Methylene chloride	0.0056	0.00050	mg/L	0.005000		111	70-130			
Naphthalene	0.0045	0.00050	mg/L	0.005000		90	70-130			
n-Butylbenzene	0.0058	0.00050	mg/L	0.005000		115	70-130			
n-Propylbenzene	0.0057	0.00050	mg/L	0.005000		114	70-130			
sec-Butylbenzene	0.0057	0.00050	mg/L	0.005000		113	70-130			
Styrene	0.0057	0.00050	mg/L	0.005000		115	70-130			

Client: University of Arizona- Risk Management Services
Project: Page Ranch
Work Order: 15D0631
Date Received: 04/22/2015

QC Summary

Analyte	Result	Reporting Limit	Units	Spike Level	Source Result	%REC	%REC Limits	RPD	RPD Limit	Qual
Batch 1504303 - EPA 524.2										
LCS (1504303-BS1)				Prepared & Analyzed: 04/29/2015						
tert-Butylbenzene	0.0056	0.00050	mg/L	0.005000		112	70-130			
Tetrachloroethene	0.0054	0.00050	mg/L	0.005000		108	70-130			
Toluene	0.0054	0.00050	mg/L	0.005000		108	70-130			
trans-1,2-Dichloroethene	0.0056	0.00050	mg/L	0.005000		111	70-130			
trans-1,3-Dichloropropene	0.0051	0.00050	mg/L	0.005000		102	70-130			
Trichloroethene	0.0052	0.00050	mg/L	0.005000		104	70-130			
Trichlorofluoromethane	0.0055	0.00050	mg/L	0.005000		110	70-130			
TTHMs	0.022	0.00050	mg/L				70-130			
Vinyl chloride	0.0053	0.00050	mg/L	0.005000		106	70-130			
Xylenes, Total	0.017	0.0015	mg/L				70-130			
Surrogate: 1,2-Dichlorobenzene-d4	*1.0*		*ug/L*	*1.000*		*103*	*70-130*			
Surrogate: 4-Bromofluorobenzene	*1.0*		*ug/L*	*1.000*		*100*	*70-130*			

Client: University of Arizona- Risk Management Services
Project: Page Ranch
Work Order: 15D0631
Date Received: 04/22/2015

QC Summary

Analyte	Result	Reporting Limit	Units	Spike Level	Source Result	%REC	%REC Limits	RPD	RPD Limit	Qual
Batch 1504303 - EPA 524.2										
LCS Dup (1504303-BSD1)				Prepared & Analyzed: 04/29/2015						
1,1,1,2-Tetrachloroethane	0.0054	0.00050	mg/L	0.005000		108	70-130	1	20	
1,1,1-Trichloroethane	0.0049	0.00050	mg/L	0.005000		98	70-130	4	20	
1,1,2,2-Tetrachloroethane	0.0057	0.00050	mg/L	0.005000		114	70-130	1	20	
1,1,2-Trichloroethane	0.0057	0.00050	mg/L	0.005000		113	70-130	2	20	
1,1-Dichloroethane	0.0054	0.00050	mg/L	0.005000		108	70-130	0.6	20	
1,1-Dichloroethene	0.0054	0.00050	mg/L	0.005000		108	70-130	3	20	
1,1-Dichloropropene	0.0057	0.00050	mg/L	0.005000		114	70-130	1	20	
1,2,3-Trichlorobenzene	0.0052	0.00050	mg/L	0.005000		103	70-130	1	20	
1,2,3-Trichloropropane	0.0055	0.00050	mg/L	0.005000		110	70-130	0.7	20	
1,2,4-Trichlorobenzene	0.0050	0.00050	mg/L	0.005000		99	70-130	0	20	
1,2,4-Trimethylbenzene	0.0056	0.00050	mg/L	0.005000		112	70-130	2	20	
1,2-Dichlorobenzene	0.0056	0.00050	mg/L	0.005000		111	70-130	1	20	
1,2-Dichloroethane	0.0056	0.00050	mg/L	0.005000		112	70-130	0.4	20	
1,2-Dichloropropane	0.0055	0.00050	mg/L	0.005000		109	70-130	0	20	
1,3,5-Trimethylbenzene	0.0057	0.00050	mg/L	0.005000		113	70-130	3	20	
1,3-Dichlorobenzene	0.0055	0.00050	mg/L	0.005000		109	70-130	0.9	20	
1,3-Dichloropropane	0.0054	0.00050	mg/L	0.005000		109	70-130	0.9	20	
1,4-Dichlorobenzene	0.0056	0.00050	mg/L	0.005000		112	70-130	3	20	
2,2-Dichloropropane	0.0048	0.00050	mg/L	0.005000		97	70-130	1	20	
2-Chlorotoluene	0.0056	0.00050	mg/L	0.005000		111	70-130	5	20	
4-Chlorotoluene	0.0056	0.00050	mg/L	0.005000		112	70-130	3	20	
4-Isopropyltoluene	0.0055	0.00050	mg/L	0.005000		110	70-130	4	20	
Benzene	0.0054	0.00050	mg/L	0.005000		108	70-130	0.4	20	
Bromobenzene	0.0053	0.00050	mg/L	0.005000		107	70-130	1	20	
Bromochloromethane	0.0055	0.00050	mg/L	0.005000		109	70-130	5	20	
Bromodichloromethane	0.0053	0.00050	mg/L	0.005000		105	70-130	0.4	20	
Bromoform	0.0052	0.00050	mg/L	0.005000		105	70-130	1	20	
Bromomethane	0.0060	0.00050	mg/L	0.005000		119	70-130	3	20	
Carbon tetrachloride	0.0052	0.00050	mg/L	0.005000		104	70-130	3	20	
Chlorobenzene	0.0053	0.00050	mg/L	0.005000		105	70-130	0.6	20	
Chloroethane	0.0048	0.00050	mg/L	0.005000		97	70-130	0.4	20	
Chloroform	0.0040	0.00050	mg/L	0.005000		79	70-130	44	20	R6
Chloromethane	0.0050	0.00050	mg/L	0.005000		100	70-130	0	20	
cis-1,2-Dichloroethene	0.0055	0.00050	mg/L	0.005000		110	70-130	3	20	
cis-1,3-Dichloropropene	0.0049	0.00050	mg/L	0.005000		99	70-130	0.8	20	
Dibromochloromethane	0.0053	0.00050	mg/L	0.005000		106	70-130	0.4	20	
Dibromomethane	0.0055	0.00050	mg/L	0.005000		110	70-130	2	20	
Dichlorodifluoromethane	0.0047	0.00050	mg/L	0.005000		95	70-130	4	20	
Ethylbenzene	0.0055	0.00050	mg/L	0.005000		109	70-130	3	20	
Hexachlorobutadiene	0.0051	0.00050	mg/L	0.005000		101	70-130	5	20	
Isopropylbenzene	0.0055	0.00050	mg/L	0.005000		109	70-130	4	20	
Methyl tert-Butyl Ether (MTBE)	0.0040	0.00050	mg/L	0.005000		80	0-200	1	200	
Methylene chloride	0.0054	0.00050	mg/L	0.005000		109	70-130	3	20	
Naphthalene	0.0046	0.00050	mg/L	0.005000		93	70-130	3	20	
n-Butylbenzene	0.0055	0.00050	mg/L	0.005000		111	70-130	4	20	
n-Propylbenzene	0.0056	0.00050	mg/L	0.005000		111	70-130	2	20	
sec-Butylbenzene	0.0055	0.00050	mg/L	0.005000		110	70-130	3	20	
Styrene	0.0055	0.00050	mg/L	0.005000		110	70-130	4	20	

Client: University of Arizona- Risk Management Services
Project: Page Ranch
Work Order: 15D0631
Date Received: 04/22/2015

QC Summary

Analyte	Result	Reporting Limit	Units	Spike Level	Source Result	%REC	%REC Limits	RPD	RPD Limit	Qual
Batch 1504303 - EPA 524.2										
LCS Dup (1504303-BSD1)				Prepared & Analyzed: 04/29/2015						
tert-Butylbenzene	0.0056	0.00050	mg/L	0.005000		111	70-130	0.7	20	
Tetrachloroethene	0.0053	0.00050	mg/L	0.005000		105	70-130	3	20	
Toluene	0.0054	0.00050	mg/L	0.005000		108	70-130	0.2	20	
trans-1,2-Dichloroethene	0.0054	0.00050	mg/L	0.005000		108	70-130	3	20	
trans-1,3-Dichloropropene	0.0050	0.00050	mg/L	0.005000		99	70-130	2	20	
Trichloroethene	0.0051	0.00050	mg/L	0.005000		102	70-130	2	20	
Trichlorofluoromethane	0.0054	0.00050	mg/L	0.005000		108	70-130	2	20	
TTHMs	0.020	0.00050	mg/L				70-130	11	20	
Vinyl chloride	0.0052	0.00050	mg/L	0.005000		104	70-130	2	20	
Xylenes, Total	0.017	0.0015	mg/L				70-130	1	20	
Surrogate: 1,2-Dichlorobenzene-d4	*1.0*		*ug/L*	*1.000*		*102*	*70-130*			
Surrogate: 4-Bromofluorobenzene	*0.96*		*ug/L*	*1.000*		*96*	*70-130*			

Client: University of Arizona- Risk Management Services
Project: Page Ranch
Work Order: 15D0631
Date Received: 04/22/2015

QC Summary

Analyte	Result	Reporting Limit	Units	Spike Level	Source Result	%REC	%REC Limits	RPD	RPD Limit	Qual
Batch 1504243 - E300										
Blank (1504243-BLK1)				Prepared & Analyzed: 04/23/2015						
Chloride	ND	1.0	mg/L							
Sulfate	ND	5.0	mg/L							
LCS (1504243-BS1)				Prepared & Analyzed: 04/23/2015						
Chloride	11	1.0	mg/L	12.50		92	90-110			
Sulfate	12	5.0	mg/L	12.50		96	90-110			
LCS Dup (1504243-BSD1)				Prepared & Analyzed: 04/23/2015						
Chloride	11	1.0	mg/L	12.50		91	90-110	1	10	
Sulfate	12	5.0	mg/L	12.50		95	90-110	1	10	
Matrix Spike (1504243-MS1)	**Source: 15D0631-01**			Prepared & Analyzed: 04/23/2015						
Chloride	17	1.0	mg/L	12.50	6.2	89	80-120			
Sulfate	15	5.0	mg/L	12.50	3.2	90	80-120			
Matrix Spike Dup (1504243-MSD1)	**Source: 15D0631-01**			Prepared & Analyzed: 04/23/2015						
Chloride	17	1.0	mg/L	12.50	6.2	88	80-120	0.7	10	
Sulfate	14	5.0	mg/L	12.50	3.2	89	80-120	0.9	10	

TURNER LABORATORIES INC.
2445 N. Coyote Drive, Suite 104
Tucson, Arizona 85745
(520) 882-5880
Fax: (520) 882-9788
www.turnerlabs.com

CHAIN OF CUSTODY/LABORATORY ANALYSIS REQUEST FORM

TURNER WORK ORDER # 15D0631 DATE 4/22/15 PAGE 1 OF 1

PROJECT NAME Page Ranch #
CONTACT NAME Lloyd Wundrock
COMPANY NAME UA Risk Management
ADDRESS PO Box 210300, Tucson, AZ 85721
PHONE 621-1790 FAX 621-3706
SAMPLER'S SIGNATURE LM Wundrock

CIRCLE ANALYSIS REQUESTED AND/OR CHECK THE APPROPRIATE BOX

SAMPLE I.D.	DATE	TIME	LAB I.D.	SAMPLE MATRIX*	NUMBER OF CONTAINERS	Base Neutrals 625/8270	Acids	Volatile Organics 624/~~524.2~~/8260	TTHMS	HAA5	Pesticides 8081	PCB's 8082	NO_2	NO_3	TKN	Oil and Grease Grav. 1664A	VOA	TCLP Analysis Semi-VOA	Pest.	TCLP	Metals Dissolved	Total	RCRA8	Cyanide Total	Amen.	WAD	SDWA-INORGANICS PRIMARY	SECONDARY	MPN	Coliform Colilert	pH	Cl_2	Cr_6	COD	TSS	BOD	200.7 Metals	Anions	504
MW #2	4/22/15	1105		GW	15	X		X		X																										X	X	X
Trip Blank								X																														

1. RELINQUISHED BY: LM Wundrock
Signature
LM WUNDROCK
Printed Name
UofA
Firm
04-22-15 / 1215
Date/Time

2. RECEIVED BY:
Signature
Jeffrey G. Christ
Printed Name
UA
Firm
4/22/15 1215
Date/Time

TURNAROUND REQUIREMENTS:
✓ Standard (approx. 10 days)*
Next Day 2 Day 5 Day*
Email Preliminary Results To:
* Working Days

REPORT REQUIREMENTS:
I. Routine Report
II. Report (includes DUP, MS, MSD, as required, may be charged as samples)
✓ III. Date Validation Report (Includes All Raw Data) Add 10% to invoice

INVOICE INFORMATION:
Account Y N
P.O. #
Bill to:

SAMPLE RECEIPT:
Total Containers 15
Temperature 2.1
Wet Ice Blue Ice

3. RELINQUISHED BY:
Signature
Jeffrey G. Christ
Printed Name
UA
Firm
4/22/15 1324
Date/Time

4. RECEIVED BY:
Signature
Printed Name
TURNER LABORATORIES, INC.
Firm
4/22/15 1324
Date/Time

* LEGEND
DW = DRINKING WATER
GW = GROUNDWATER
SD = SOLID
SG = SLUDGE
SL = SOIL
ST = STORMWATER
WW = WASTEWATER

SPECIAL INSTRUCTIONS/COMMENTS:
Compliance Analysis: Yes No
ADEQ Forms: Yes No
Mail ADEQ Forms: Yes No
Custody Seals
Container Intact
COC / Labels Agree
Preservation Confirmation
Appropriate Head Space
Received Within Hold Time

Metals-Mn, Na Anions-Cl, SO$, QA/QC Level III Package
Hard Copy Report/Writable CD Send Report to ADEQ Electronically

May 15, 2015

Jeff Christensen
University of Arizona- Risk Management Services
PO Box 210300, RM A414
Tucson, AZ 85721

TEL (520) 621-5861
FAX (520) 621-3706

Work Order No.: 15D0632
Order Name: MW#3

RE: Page Ranch

Dear Jeff Christensen,

Turner Laboratories, Inc. received 2 sample(s) on 04/22/2015 for the analyses presented in the following report.

All results are intended to be considered in their entirety, and Turner Laboratories, Inc. is not responsible for use of less than the complete report. Results apply only to the samples analyzed. Samples will be disposed of 30 days after issue of our report unless special arrangements are made.

The pages that follow may contain sensitive, privileged or confidential information intended solely for the addressee named above. If you receive this message and are not the agent or employee of the addressee, this communication has been sent in error. Please do not disseminate or copy any of the attached and notify the sender immediately by telephone. Please also return the attached sheet(s) to the sender by mail.

Please call if you have any questions.

Respectfully submitted,

Turner Laboratories, Inc.
ADHS License AZ0066

Terri L. Garcia

Terri Garcia
Technical Director

Turner Laboratories, Inc.

Date: 05/15/2015

Client: University of Arizona- Risk Management Servic
Project: Page Ranch
Work Order: 15D0632
Date Received: 04/22/2015

Order: MW#3

Work Order Sample Summary

Lab Sample ID	Client Sample ID	Matrix	Collection Date/Time
15D0632-01	MW #3	Ground Water	04/22/2015 1005
15D0632-02	Trip Blank	Trip Blank	04/22/2015 0000

Client: University of Arizona- Risk Management Services
Project: Page Ranch
Work Order: 15D0632
Date Received: 04/22/2015

Case Narrative

EPA 524.2: Continuing Calibration Verification recovery of 1,1,1-trichloroethane was below acceptance limits on 4/28/2015. Sample 15D0632-02 a trip blank. There is insufficient sample volume available for re-analysis.

L5	The associated blank spike recovery was above laboratory/method acceptance limits. This analyte was not detected in the sample.
M3	The spike recovery value is unusable since the analyte concentration in the sample is disproportionate to the spike level. The associated LCS/LCSD recovery was acceptable.
M7	Matrix spike recovery was low. Data reported per ADEQ policy 0154.000. Matrix interference was confirmed.
N1	See case narrative.
N4	The Minimum Reporting Limit (MRL) verificataion check did not meet laboratory acceptance limits.
R13	MS/MSD RPD exceeded method acceptance limit. Matrix spike recovery was outside acceptance criteria. Batch precision and accuracy were demonstrated.
R4	MS/MSD RPD exceeded the method acceptance limit. Recovery met the acceptance criteria.
R6	LCS/LCSD RPD exceeded the method acceptance limit. Recovery met the acceptance criteria.
S12	Surrogate recovery was low. Data reported per ADEQ policy 0154.000.
V1	CCV recovery was above method acceptance limits. This target analyte was not detected in the sample.

All soil, sludge, and solid matrix determinations are reported on a wet weight basis unless otherwise noted.

ND	Not Detected at or above the PQL
PQL	Practical Quantitation Limit
DF	Dilution Factor

Turner Laboratories, Inc.

Date: 05/15/2015

Client:	University of Arizona- Risk Management Se	**Client Sample ID:**	MW #3
Project:	Page Ranch	**Collection Date/Time:**	04/22/2015 1005
Work Order:	15D0632	**Matrix:**	Ground Water
Lab Sample ID:	15D0632-01	**Order Name:**	MW#3

Analyses	Result	PQL	Qual	Units	DF	Prep Date	Analysis Date	Analyst
ICP Total Metals-E200.7								
Manganese	0.19	0.020		mg/L	1	04/24/2015 0740	04/24/2015 1730	RAD
Sodium	33	5.0		mg/L	1	04/24/2015 0740	04/24/2015 1729	RAD
Anions by Ion Chromatography-E300								
Chloride	5.4	1.0		mg/L	1	04/23/2015 0947	04/23/2015 1644	MR
Sulfate	ND	5.0		mg/L	1	04/23/2015 0947	04/23/2015 1644	MR
EDB and DBCP-E504.1								
1,2-Dibromo-3-chloropropane	ND	0.000020		mg/L	1	05/04/2015 0838	05/04/2015 1834	MD
1,2-Dibromoethane	ND	0.000010		mg/L	1	05/04/2015 0838	05/04/2015 1834	MD
Surr: Tetrachloro-m-xylene	*120*	*70-130*		*%REC*	*1*	*05/04/2015 0838*	*05/04/2015 1834*	*MD*
Volatile Organic Compounds by GC/MS-EPA 524.2								
1,1,1,2-Tetrachloroethane	ND	0.00050		mg/L	1	04/28/2015 0937	04/28/2015 1450	KP
1,1,1-Trichloroethane	ND	0.00050		mg/L	1	04/28/2015 0937	04/29/2015 1505	KP
1,1,2,2-Tetrachloroethane	ND	0.00050		mg/L	1	04/28/2015 0937	04/28/2015 1450	KP
1,1,2-Trichloroethane	ND	0.00050		mg/L	1	04/28/2015 0937	04/28/2015 1450	KP
1,1-Dichloroethane	ND	0.00050		mg/L	1	04/28/2015 0937	04/28/2015 1450	KP
1,1-Dichloroethene	ND	0.00050		mg/L	1	04/28/2015 0937	04/28/2015 1450	KP
1,1-Dichloropropene	ND	0.00050		mg/L	1	04/28/2015 0937	04/28/2015 1450	KP
1,2,3-Trichlorobenzene	ND	0.00050		mg/L	1	04/28/2015 0937	04/28/2015 1450	KP
1,2,3-Trichloropropane	ND	0.00050		mg/L	1	04/28/2015 0937	04/28/2015 1450	KP
1,2,4-Trichlorobenzene	ND	0.00050		mg/L	1	04/28/2015 0937	04/28/2015 1450	KP
1,2,4-Trimethylbenzene	ND	0.00050		mg/L	1	04/28/2015 0937	04/28/2015 1450	KP
1,2-Dichlorobenzene	ND	0.00050		mg/L	1	04/28/2015 0937	04/28/2015 1450	KP
1,2-Dichloroethane	ND	0.00050		mg/L	1	04/28/2015 0937	04/28/2015 1450	KP
1,2-Dichloropropane	ND	0.00050		mg/L	1	04/28/2015 0937	04/28/2015 1450	KP
1,3,5-Trimethylbenzene	ND	0.00050		mg/L	1	04/28/2015 0937	04/28/2015 1450	KP
1,3-Dichlorobenzene	ND	0.00050		mg/L	1	04/28/2015 0937	04/28/2015 1450	KP
1,3-Dichloropropane	ND	0.00050		mg/L	1	04/28/2015 0937	04/28/2015 1450	KP
1,4-Dichlorobenzene	ND	0.00050		mg/L	1	04/28/2015 0937	04/28/2015 1450	KP
2,2-Dichloropropane	ND	0.00050		mg/L	1	04/28/2015 0937	04/28/2015 1450	KP
2-Chlorotoluene	ND	0.00050		mg/L	1	04/28/2015 0937	04/28/2015 1450	KP
4-Chlorotoluene	ND	0.00050		mg/L	1	04/28/2015 0937	04/28/2015 1450	KP
4-Isopropyltoluene	ND	0.00050		mg/L	1	04/28/2015 0937	04/28/2015 1450	KP
Benzene	ND	0.00050		mg/L	1	04/28/2015 0937	04/28/2015 1450	KP
Bromobenzene	ND	0.00050		mg/L	1	04/28/2015 0937	04/28/2015 1450	KP
Bromochloromethane	ND	0.00050		mg/L	1	04/28/2015 0937	04/28/2015 1450	KP
Bromodichloromethane	ND	0.00050		mg/L	1	04/28/2015 0937	04/28/2015 1450	KP
Bromoform	ND	0.00050		mg/L	1	04/28/2015 0937	04/28/2015 1450	KP

Turner Laboratories, Inc.

Date: 05/15/2015

Client:	University of Arizona- Risk Management Se	**Client Sample ID:**	MW #3
Project:	Page Ranch	**Collection Date/Time:**	04/22/2015 1005
Work Order:	15D0632	**Matrix:**	Ground Water
Lab Sample ID:	15D0632-01	**Order Name:**	MW#3

Analyses	Result	PQL	Qual	Units	DF	Prep Date	Analysis Date	Analyst
Bromomethane	ND	0.00050	V1	mg/L	1	04/28/2015 0937	04/28/2015 1450	KP
Carbon tetrachloride	ND	0.00050		mg/L	1	04/28/2015 0937	04/28/2015 1450	KP
Chlorobenzene	ND	0.00050		mg/L	1	04/28/2015 0937	04/28/2015 1450	KP
Chloroethane	ND	0.00050		mg/L	1	04/28/2015 0937	04/28/2015 1450	KP
Chloroform	ND	0.00050		mg/L	1	04/28/2015 0937	04/28/2015 1450	KP
Chloromethane	ND	0.00050		mg/L	1	04/28/2015 0937	04/28/2015 1450	KP
cis-1,2-Dichloroethene	ND	0.00050		mg/L	1	04/28/2015 0937	04/28/2015 1450	KP
cis-1,3-Dichloropropene	ND	0.00050		mg/L	1	04/28/2015 0937	04/28/2015 1450	KP
Dibromochloromethane	ND	0.00050		mg/L	1	04/28/2015 0937	04/28/2015 1450	KP
Dibromomethane	ND	0.00050		mg/L	1	04/28/2015 0937	04/28/2015 1450	KP
Dichlorodifluoromethane	ND	0.00050		mg/L	1	04/28/2015 0937	04/28/2015 1450	KP
Ethylbenzene	ND	0.00050		mg/L	1	04/28/2015 0937	04/28/2015 1450	KP
Hexachlorobutadiene	ND	0.00050		mg/L	1	04/28/2015 0937	04/28/2015 1450	KP
Isopropylbenzene	ND	0.00050		mg/L	1	04/28/2015 0937	04/28/2015 1450	KP
Methylene chloride	ND	0.00050		mg/L	1	04/28/2015 0937	04/28/2015 1450	KP
Naphthalene	ND	0.00050	N4	mg/L	1	04/28/2015 0937	04/28/2015 1450	KP
n-Butylbenzene	ND	0.00050		mg/L	1	04/28/2015 0937	04/28/2015 1450	KP
n-Propylbenzene	ND	0.00050		mg/L	1	04/28/2015 0937	04/28/2015 1450	KP
sec-Butylbenzene	ND	0.00050		mg/L	1	04/28/2015 0937	04/28/2015 1450	KP
Styrene	ND	0.00050		mg/L	1	04/28/2015 0937	04/28/2015 1450	KP
tert-Butylbenzene	ND	0.00050		mg/L	1	04/28/2015 0937	04/28/2015 1450	KP
Tetrachloroethene	ND	0.00050		mg/L	1	04/28/2015 0937	04/28/2015 1450	KP
Toluene	ND	0.00050		mg/L	1	04/28/2015 0937	04/28/2015 1450	KP
trans-1,2-Dichloroethene	ND	0.00050		mg/L	1	04/28/2015 0937	04/28/2015 1450	KP
trans-1,3-Dichloropropene	ND	0.00050		mg/L	1	04/28/2015 0937	04/28/2015 1450	KP
Trichloroethene	ND	0.00050		mg/L	1	04/28/2015 0937	04/28/2015 1450	KP
Trichlorofluoromethane	ND	0.00050		mg/L	1	04/28/2015 0937	04/28/2015 1450	KP
TTHMs	ND	0.00050		mg/L	1	04/28/2015 0937	04/28/2015 1450	KP
Vinyl chloride	ND	0.00050		mg/L	1	04/28/2015 0937	04/28/2015 1450	KP
Xylenes, Total	ND	0.0015		mg/L	1	04/28/2015 0937	04/28/2015 1450	KP
Surr: 1,2-Dichlorobenzene-d4	*89*	*70-130*		*%REC*	*1*	*04/28/2015 0937*	*04/28/2015 1450*	*KP*
Surr: 1,2-Dichlorobenzene-d4	*96*	*70-130*		*%REC*	*1*	*04/28/2015 0937*	*04/29/2015 1505*	*KP*
Surr: 4-Bromofluorobenzene	*79*	*70-130*		*%REC*	*1*	*04/28/2015 0937*	*04/29/2015 1505*	*KP*
Surr: 4-Bromofluorobenzene	*81*	*70-130*		*%REC*	*1*	*04/28/2015 0937*	*04/28/2015 1450*	*KP*
Organochlorine Pesticides-SW8081A								
4,4´-DDD	ND	0.10		ug/L	1	04/24/2015 0839	04/30/2015 1730	MD
4,4´-DDE	ND	0.10		ug/L	1	04/24/2015 0839	04/30/2015 1730	MD
4,4´-DDT	ND	0.10		ug/L	1	04/24/2015 0839	04/30/2015 1730	MD
Aldrin	ND	0.10		ug/L	1	04/24/2015 0839	04/30/2015 1730	MD
alpha-BHC	ND	0.10		ug/L	1	04/24/2015 0839	04/30/2015 1730	MD
alpha-Chlordane	ND	0.10		ug/L	1	04/24/2015 0839	05/01/2015 1359	MD

Client: University of Arizona- Risk Management Se
Project: Page Ranch
Work Order: 15D0632
Lab Sample ID: 15D0632-01
Client Sample ID: MW #3
Collection Date/Time: 04/22/2015 1005
Matrix: Ground Water
Order Name: MW#3

Analyses	Result	PQL	Qual	Units	DF	Prep Date	Analysis Date	Analyst
beta-BHC	ND	0.10		ug/L	1	04/24/2015 0839	04/30/2015 1730	MD
delta-BHC	ND	0.10		ug/L	1	04/24/2015 0839	04/30/2015 1730	MD
Dieldrin	ND	0.10		ug/L	1	04/24/2015 0839	04/30/2015 1730	MD
Endosulfan I	ND	0.10		ug/L	1	04/24/2015 0839	04/30/2015 1730	MD
Endosulfan II	ND	0.10		ug/L	1	04/24/2015 0839	04/30/2015 1730	MD
Endosulfan sulfate	ND	0.10		ug/L	1	04/24/2015 0839	04/30/2015 1730	MD
Endrin	ND	0.10		ug/L	1	04/24/2015 0839	04/30/2015 1730	MD
Endrin aldehyde	ND	0.10		ug/L	1	04/24/2015 0839	04/30/2015 1730	MD
Endrin ketone	ND	0.10		ug/L	1	04/24/2015 0839	04/30/2015 1730	MD
gamma-BHC	ND	0.10		ug/L	1	04/24/2015 0839	04/30/2015 1730	MD
gamma-Chlordane	ND	0.10		ug/L	1	04/24/2015 0839	05/01/2015 1359	MD
Heptachlor	ND	0.10		ug/L	1	04/24/2015 0839	04/30/2015 1730	MD
Heptachlor epoxide	ND	0.10		ug/L	1	04/24/2015 0839	04/30/2015 1730	MD
Methoxychlor	ND	0.10		ug/L	1	04/24/2015 0839	04/30/2015 1730	MD
Toxaphene	ND	1.0		ug/L	1	04/24/2015 0839	04/30/2015 1730	MD
Surr: Decachlorobiphenyl	*91*	*38.8-124*		*%REC*	*1*	*04/24/2015 0839*	*04/30/2015 1730*	*MD*
Surr: Tetrachloro-m-xylene	*72*	*40-118.3*		*%REC*	*1*	*04/24/2015 0839*	*04/30/2015 1730*	*MD*
Semivolatile Organic Compounds-SW8270C								
1,2,4-Trichlorobenzene	ND	10		ug/L	1	04/27/2015 1400	04/30/2015 1800	MD
1,2-Dichlorobenzene	ND	10		ug/L	1	04/27/2015 1400	04/30/2015 1800	MD
1,3-Dichlorobenzene	ND	10		ug/L	1	04/27/2015 1400	04/30/2015 1800	MD
1,4-Dichlorobenzene	ND	10		ug/L	1	04/27/2015 1400	04/30/2015 1800	MD
2,4,5-Trichlorophenol	ND	10		ug/L	1	04/27/2015 1400	04/30/2015 1800	MD
2,4,6-Trichlorophenol	ND	10		ug/L	1	04/27/2015 1400	04/30/2015 1800	MD
2,4-Dichlorophenol	ND	10		ug/L	1	04/27/2015 1400	04/30/2015 1800	MD
2,4-Dimethylphenol	ND	10		ug/L	1	04/27/2015 1400	04/30/2015 1800	MD
2,4-Dinitrophenol	ND	51		ug/L	1	04/27/2015 1400	04/30/2015 1800	MD
2,4-Dinitrotoluene	ND	10		ug/L	1	04/27/2015 1400	04/30/2015 1800	MD
2,6-Dinitrotoluene	ND	10		ug/L	1	04/27/2015 1400	04/30/2015 1800	MD
2-Chloronaphthalene	ND	10		ug/L	1	04/27/2015 1400	04/30/2015 1800	MD
2-Chlorophenol	ND	10		ug/L	1	04/27/2015 1400	04/30/2015 1800	MD
2-Methylnaphthalene	ND	5.1		ug/L	1	04/27/2015 1400	04/30/2015 1800	MD
2-Methylphenol	ND	10		ug/L	1	04/27/2015 1400	04/30/2015 1800	MD
2-Nitroaniline	ND	20		ug/L	1	04/27/2015 1400	04/30/2015 1800	MD
2-Nitrophenol	ND	10		ug/L	1	04/27/2015 1400	04/30/2015 1800	MD
3,3´-Dichlorobenzidine	ND	20		ug/L	1	04/27/2015 1400	04/30/2015 1800	MD
3,4-Methylphenol	ND	10		ug/L	1	04/27/2015 1400	04/30/2015 1800	MD
3-Nitroaniline	ND	20		ug/L	1	04/27/2015 1400	04/30/2015 1800	MD
4,6-Dinitro-2-methylphenol	ND	20		ug/L	1	04/27/2015 1400	04/30/2015 1800	MD
4-Bromophenyl phenyl ether	ND	10		ug/L	1	04/27/2015 1400	04/30/2015 1800	MD
4-Chloro-3-methylphenol	ND	10		ug/L	1	04/27/2015 1400	04/30/2015 1800	MD

Turner Laboratories, Inc.

Date: 05/15/2015

Client: University of Arizona- Risk Management Se
Project: Page Ranch
Work Order: 15D0632
Lab Sample ID: 15D0632-01

Client Sample ID: MW #3
Collection Date/Time: 04/22/2015 1005
Matrix: Ground Water
Order Name: MW#3

Analyses	Result	PQL	Qual	Units	DF	Prep Date	Analysis Date	Analyst
4-Chloroaniline	ND	20		ug/L	1	04/27/2015 1400	04/30/2015 1800	MD
4-Chlorophenyl phenyl ether	ND	10		ug/L	1	04/27/2015 1400	04/30/2015 1800	MD
4-Nitroaniline	ND	20		ug/L	1	04/27/2015 1400	04/30/2015 1800	MD
4-Nitrophenol	ND	51		ug/L	1	04/27/2015 1400	04/30/2015 1800	MD
Acenaphthene	ND	5.1		ug/L	1	04/27/2015 1400	04/30/2015 1800	MD
Acenaphthylene	ND	5.1		ug/L	1	04/27/2015 1400	04/30/2015 1800	MD
Aniline	ND	20		ug/L	1	04/27/2015 1400	04/30/2015 1800	MD
Anthracene	ND	5.1		ug/L	1	04/27/2015 1400	04/30/2015 1800	MD
Benzo[a]anthracene	ND	5.1		ug/L	1	04/27/2015 1400	04/30/2015 1800	MD
Benzo[a]pyrene	ND	5.1		ug/L	1	04/27/2015 1400	04/30/2015 1800	MD
Benzo[b,k]fluoranthene	ND	10		ug/L	1	04/27/2015 1400	04/30/2015 1800	MD
Benzo[g,h,i]perylene	ND	5.1		ug/L	1	04/27/2015 1400	04/30/2015 1800	MD
Benzoic acid	ND	51		ug/L	1	04/27/2015 1400	04/30/2015 1800	MD
Benzyl alcohol	ND	5.1		ug/L	1	04/27/2015 1400	04/30/2015 1800	MD
Bis(2-chloroethoxy)methane	ND	10		ug/L	1	04/27/2015 1400	04/30/2015 1800	MD
Bis(2-chloroethyl)ether	ND	10		ug/L	1	04/27/2015 1400	04/30/2015 1800	MD
Bis(2-chloroisopropyl)ether	ND	10		ug/L	1	04/27/2015 1400	04/30/2015 1800	MD
Bis(2-ethylhexyl)phthalate	ND	10		ug/L	1	04/27/2015 1400	04/30/2015 1800	MD
Butyl benzyl phthalate	ND	10		ug/L	1	04/27/2015 1400	04/30/2015 1800	MD
Chrysene	ND	5.1		ug/L	1	04/27/2015 1400	04/30/2015 1800	MD
Dibenzo[a,h]anthracene	ND	5.1		ug/L	1	04/27/2015 1400	04/30/2015 1800	MD
Dibenzofuran	ND	5.1		ug/L	1	04/27/2015 1400	04/30/2015 1800	MD
Diethyl phthalate	ND	10		ug/L	1	04/27/2015 1400	04/30/2015 1800	MD
Dimethyl phthalate	ND	10		ug/L	1	04/27/2015 1400	04/30/2015 1800	MD
Di-n-butyl phthalate	ND	10		ug/L	1	04/27/2015 1400	04/30/2015 1800	MD
Di-n-octyl phthalate	ND	10		ug/L	1	04/27/2015 1400	04/30/2015 1800	MD
Fluoranthene	ND	5.1		ug/L	1	04/27/2015 1400	04/30/2015 1800	MD
Fluorene	ND	5.1		ug/L	1	04/27/2015 1400	04/30/2015 1800	MD
Hexachlorobenzene	ND	10		ug/L	1	04/27/2015 1400	04/30/2015 1800	MD
Hexachlorobutadiene	ND	10		ug/L	1	04/27/2015 1400	04/30/2015 1800	MD
Hexachlorocyclopentadiene	ND	10		ug/L	1	04/27/2015 1400	04/30/2015 1800	MD
Hexachloroethane	ND	10		ug/L	1	04/27/2015 1400	04/30/2015 1800	MD
Indeno[1,2,3-cd]pyrene	ND	5.1		ug/L	1	04/27/2015 1400	04/30/2015 1800	MD
Isophorone	ND	10		ug/L	1	04/27/2015 1400	04/30/2015 1800	MD
Naphthalene	ND	5.1		ug/L	1	04/27/2015 1400	04/30/2015 1800	MD
Nitrobenzene	ND	10		ug/L	1	04/27/2015 1400	04/30/2015 1800	MD
N-Nitrosodimethylamine	ND	10		ug/L	1	04/27/2015 1400	04/30/2015 1800	MD
N-Nitrosodiphenylamine	ND	10		ug/L	1	04/27/2015 1400	04/30/2015 1800	MD
N-Nitrosodipropylamine	ND	10		ug/L	1	04/27/2015 1400	04/30/2015 1800	MD
Pentachlorophenol	ND	30		ug/L	1	04/27/2015 1400	04/30/2015 1800	MD
Phenanthrene	ND	5.1		ug/L	1	04/27/2015 1400	04/30/2015 1800	MD
Phenol	ND	10		ug/L	1	04/27/2015 1400	04/30/2015 1800	MD

Turner Laboratories, Inc.

Date: 05/15/2015

Client:	University of Arizona- Risk Management Se	**Client Sample ID:**	MW #3
Project:	Page Ranch	**Collection Date/Time:**	04/22/2015 1005
Work Order:	15D0632	**Matrix:**	Ground Water
Lab Sample ID:	15D0632-01	**Order Name:**	MW#3

Analyses	Result	PQL	Qual	Units	DF	Prep Date	Analysis Date	Analyst
Pyrene	ND	5.1		ug/L	1	04/27/2015 1400	04/30/2015 1800	MD
Surr: 2,4,6-Tribromophenol	*81*	*61-118*		*%REC*	*1*	*04/27/2015 1400*	*04/30/2015 1800*	*MD*
Surr: 2-Fluorobiphenyl	*55*	*30.9-111*		*%REC*	*1*	*04/27/2015 1400*	*04/30/2015 1800*	*MD*
Surr: 2-Fluorophenol	*31*	*15.2-68.1*		*%REC*	*1*	*04/27/2015 1400*	*04/30/2015 1800*	*MD*
Surr: 4-Terphenyl-d14	*60*	*0-123*		*%REC*	*1*	*04/27/2015 1400*	*04/30/2015 1800*	*MD*
Surr: Nitrobenzene-d5	*46*	*35-99*		*%REC*	*1*	*04/27/2015 1400*	*04/30/2015 1800*	*MD*
Surr: Phenol-d6	*37*	*0-115*		*%REC*	*1*	*04/27/2015 1400*	*04/30/2015 1800*	*MD*

Turner Laboratories, Inc.

Date: 05/15/2015

Client:	University of Arizona- Risk Management Se	**Client Sample ID:**	Trip Blank
Project:	Page Ranch	**Collection Date/Time:**	04/22/2015 0000
Work Order:	15D0632	**Matrix:**	Trip Blank
Lab Sample ID:	15D0632-02	**Order Name:**	MW#3

Analyses	Result	PQL	Qual	Units	DF	Prep Date	Analysis Date	Analyst
EDB and DBCP-E504.1								
1,2-Dibromo-3-chloropropane	ND	0.000020		mg/L	1	05/04/2015 0838	05/04/2015 1910	MD
1,2-Dibromoethane	ND	0.000010		mg/L	1	05/04/2015 0838	05/04/2015 1910	MD
Surr: Tetrachloro-m-xylene	*117*	*70-130*		*%REC*	*1*	*05/04/2015 0838*	*05/04/2015 1910*	*MD*
Volatile Organic Compounds by GC/MS-EPA 524.2								
1,1,1,2-Tetrachloroethane	ND	0.00050		mg/L	1	04/28/2015 0937	04/28/2015 1522	KP
1,1,1-Trichloroethane	ND	0.00050	N1	mg/L	1	04/28/2015 0937	04/28/2015 1522	KP
1,1,2,2-Tetrachloroethane	ND	0.00050		mg/L	1	04/28/2015 0937	04/28/2015 1522	KP
1,1,2-Trichloroethane	ND	0.00050		mg/L	1	04/28/2015 0937	04/28/2015 1522	KP
1,1-Dichloroethane	ND	0.00050		mg/L	1	04/28/2015 0937	04/28/2015 1522	KP
1,1-Dichloroethene	ND	0.00050		mg/L	1	04/28/2015 0937	04/28/2015 1522	KP
1,1-Dichloropropene	ND	0.00050		mg/L	1	04/28/2015 0937	04/28/2015 1522	KP
1,2,3-Trichlorobenzene	ND	0.00050		mg/L	1	04/28/2015 0937	04/28/2015 1522	KP
1,2,3-Trichloropropane	ND	0.00050		mg/L	1	04/28/2015 0937	04/28/2015 1522	KP
1,2,4-Trichlorobenzene	ND	0.00050		mg/L	1	04/28/2015 0937	04/28/2015 1522	KP
1,2,4-Trimethylbenzene	ND	0.00050		mg/L	1	04/28/2015 0937	04/28/2015 1522	KP
1,2-Dichlorobenzene	ND	0.00050		mg/L	1	04/28/2015 0937	04/28/2015 1522	KP
1,2-Dichloroethane	ND	0.00050		mg/L	1	04/28/2015 0937	04/28/2015 1522	KP
1,2-Dichloropropane	ND	0.00050		mg/L	1	04/28/2015 0937	04/28/2015 1522	KP
1,3,5-Trimethylbenzene	ND	0.00050		mg/L	1	04/28/2015 0937	04/28/2015 1522	KP
1,3-Dichlorobenzene	ND	0.00050		mg/L	1	04/28/2015 0937	04/28/2015 1522	KP
1,3-Dichloropropane	ND	0.00050		mg/L	1	04/28/2015 0937	04/28/2015 1522	KP
1,4-Dichlorobenzene	ND	0.00050		mg/L	1	04/28/2015 0937	04/28/2015 1522	KP
2,2-Dichloropropane	ND	0.00050		mg/L	1	04/28/2015 0937	04/28/2015 1522	KP
2-Chlorotoluene	ND	0.00050		mg/L	1	04/28/2015 0937	04/28/2015 1522	KP
4-Chlorotoluene	ND	0.00050		mg/L	1	04/28/2015 0937	04/28/2015 1522	KP
4-Isopropyltoluene	ND	0.00050		mg/L	1	04/28/2015 0937	04/28/2015 1522	KP
Benzene	ND	0.00050		mg/L	1	04/28/2015 0937	04/28/2015 1522	KP
Bromobenzene	ND	0.00050		mg/L	1	04/28/2015 0937	04/28/2015 1522	KP
Bromochloromethane	ND	0.00050		mg/L	1	04/28/2015 0937	04/28/2015 1522	KP
Bromodichloromethane	ND	0.00050		mg/L	1	04/28/2015 0937	04/28/2015 1522	KP
Bromoform	ND	0.00050		mg/L	1	04/28/2015 0937	04/28/2015 1522	KP
Bromomethane	ND	0.00050	V1	mg/L	1	04/28/2015 0937	04/28/2015 1522	KP
Carbon tetrachloride	ND	0.00050		mg/L	1	04/28/2015 0937	04/28/2015 1522	KP
Chlorobenzene	ND	0.00050		mg/L	1	04/28/2015 0937	04/28/2015 1522	KP
Chloroethane	ND	0.00050		mg/L	1	04/28/2015 0937	04/28/2015 1522	KP
Chloroform	ND	0.00050		mg/L	1	04/28/2015 0937	04/28/2015 1522	KP
Chloromethane	ND	0.00050		mg/L	1	04/28/2015 0937	04/28/2015 1522	KP
cis-1,2-Dichloroethene	ND	0.00050		mg/L	1	04/28/2015 0937	04/28/2015 1522	KP
cis-1,3-Dichloropropene	ND	0.00050		mg/L	1	04/28/2015 0937	04/28/2015 1522	KP
Dibromochloromethane	ND	0.00050		mg/L	1	04/28/2015 0937	04/28/2015 1522	KP

Turner Laboratories, Inc.

Date: 05/15/2015

Client:	University of Arizona- Risk Management Se	**Client Sample ID:**	Trip Blank
Project:	Page Ranch	**Collection Date/Time:**	04/22/2015 0000
Work Order:	15D0632	**Matrix:**	Trip Blank
Lab Sample ID:	15D0632-02	**Order Name:**	MW#3

Analyses	Result	PQL	Qual	Units	DF	Prep Date	Analysis Date	Analyst
Dibromomethane	ND	0.00050		mg/L	1	04/28/2015 0937	04/28/2015 1522	KP
Dichlorodifluoromethane	ND	0.00050		mg/L	1	04/28/2015 0937	04/28/2015 1522	KP
Ethylbenzene	ND	0.00050		mg/L	1	04/28/2015 0937	04/28/2015 1522	KP
Hexachlorobutadiene	ND	0.00050		mg/L	1	04/28/2015 0937	04/28/2015 1522	KP
Isopropylbenzene	ND	0.00050		mg/L	1	04/28/2015 0937	04/28/2015 1522	KP
Methylene chloride	ND	0.00050		mg/L	1	04/28/2015 0937	04/28/2015 1522	KP
Naphthalene	ND	0.00050	N4	mg/L	1	04/28/2015 0937	04/28/2015 1522	KP
n-Butylbenzene	ND	0.00050		mg/L	1	04/28/2015 0937	04/28/2015 1522	KP
n-Propylbenzene	ND	0.00050		mg/L	1	04/28/2015 0937	04/28/2015 1522	KP
sec-Butylbenzene	ND	0.00050		mg/L	1	04/28/2015 0937	04/28/2015 1522	KP
Styrene	ND	0.00050		mg/L	1	04/28/2015 0937	04/28/2015 1522	KP
tert-Butylbenzene	ND	0.00050		mg/L	1	04/28/2015 0937	04/28/2015 1522	KP
Tetrachloroethene	ND	0.00050		mg/L	1	04/28/2015 0937	04/28/2015 1522	KP
Toluene	ND	0.00050		mg/L	1	04/28/2015 0937	04/28/2015 1522	KP
trans-1,2-Dichloroethene	ND	0.00050		mg/L	1	04/28/2015 0937	04/28/2015 1522	KP
trans-1,3-Dichloropropene	ND	0.00050		mg/L	1	04/28/2015 0937	04/28/2015 1522	KP
Trichloroethene	ND	0.00050		mg/L	1	04/28/2015 0937	04/28/2015 1522	KP
Trichlorofluoromethane	ND	0.00050		mg/L	1	04/28/2015 0937	04/28/2015 1522	KP
TTHMs	ND	0.00050		mg/L	1	04/28/2015 0937	04/28/2015 1522	KP
Vinyl chloride	ND	0.00050		mg/L	1	04/28/2015 0937	04/28/2015 1522	KP
Xylenes, Total	ND	0.0015		mg/L	1	04/28/2015 0937	04/28/2015 1522	KP
Surr: 1,2-Dichlorobenzene-d4	*95*	*70-130*		*%REC*	*1*	*04/28/2015 0937*	*04/28/2015 1522*	*KP*
Surr: 4-Bromofluorobenzene	*76*	*70-130*		*%REC*	*1*	*04/28/2015 0937*	*04/28/2015 1522*	*KP*

Client: University of Arizona- Risk Management Services
Project: Page Ranch
Work Order: 15D0632
Date Received: 04/22/2015

QC Summary

Analyte	Result	Reporting Limit	Units	Spike Level	Source Result	%REC	%REC Limits	RPD	RPD Limit	Qual
Batch 1504261 - E200.7										
Blank (1504261-BLK1)				Prepared & Analyzed: 04/24/2015						
Manganese	ND	0.020	mg/L							
Sodium	ND	5.0	mg/L							
LCS (1504261-BS1)				Prepared & Analyzed: 04/24/2015						
Manganese	0.50	0.020	mg/L	0.5000		99	85-115			
Sodium	10	5.0	mg/L	10.00		103	85-115			
LCS Dup (1504261-BSD1)				Prepared & Analyzed: 04/24/2015						
Manganese	0.49	0.020	mg/L	0.5000		99	85-115	0.6	20	
Sodium	10	5.0	mg/L	10.00		102	85-115	1	20	
Matrix Spike (1504261-MS1)		**Source: 15D0498-02**		Prepared & Analyzed: 04/24/2015						
Manganese	0.52	0.020	mg/L	0.5000	0.056	92	70-130			
Sodium	130	5.0	mg/L	10.00	120	85	70-130			
Matrix Spike (1504261-MS2)		**Source: 15D0571-02**		Prepared & Analyzed: 04/24/2015						
Manganese	0.53	0.020	mg/L	0.5000	0.065	94	70-130			
Sodium	150	5.0	mg/L	10.00	150	45	70-130			M3
Matrix Spike (1504261-MS3)		**Source: 15D0631-01**		Prepared & Analyzed: 04/24/2015						
Manganese	0.57	0.020	mg/L	0.5000	0.090	95	70-130			
Sodium	41	5.0	mg/L	10.00	32	93	70-130			

Client: University of Arizona- Risk Management Services
Project: Page Ranch
Work Order: 15D0632
Date Received: 04/22/2015

QC Summary

Analyte	Result	Reporting Limit	Units	Spike Level	Source Result	%REC	%REC Limits	RPD	RPD Limit	Qual
Batch 1504251 - SW8081A										
Blank (1504251-BLK1)				Prepared: 04/24/2015 Analyzed: 04/30/2015						
4,4´-DDD	ND	0.10	ug/L							
4,4´-DDE	ND	0.10	ug/L							
4,4´-DDT	ND	0.10	ug/L							
Aldrin	ND	0.10	ug/L							
alpha-BHC	ND	0.10	ug/L							
alpha-Chlordane	ND	0.10	ug/L							
beta-BHC	ND	0.10	ug/L							
delta-BHC	ND	0.10	ug/L							
Dieldrin	ND	0.10	ug/L							
Endosulfan I	ND	0.10	ug/L							
Endosulfan II	ND	0.10	ug/L							
Endosulfan sulfate	ND	0.10	ug/L							
Endrin	ND	0.10	ug/L							
Endrin aldehyde	ND	0.10	ug/L							
Endrin ketone	ND	0.10	ug/L							
gamma-BHC	ND	0.10	ug/L							
gamma-Chlordane	ND	0.10	ug/L							
Heptachlor	ND	0.10	ug/L							
Heptachlor epoxide	ND	0.10	ug/L							
Methoxychlor	ND	0.10	ug/L							
Toxaphene	ND	1.0	ug/L							
Surrogate: Decachlorobiphenyl	*0.949*		*ug/L*	*1.000*		*95*	*38.8-124*			
Surrogate: Tetrachloro-m-xylene	*0.631*		*ug/L*	*1.000*		*63*	*40-118.3*			
LCS (1504251-BS1)				Prepared: 04/24/2015 Analyzed: 04/30/2015						
4,4´-DDT	1.1	0.10	ug/L	1.000		114	54.8-117.2			
Aldrin	0.41	0.10	ug/L	0.5000		81	53.1-105			
Dieldrin	0.71	0.10	ug/L	1.000		71	59.5-100.2			
Endrin	0.98	0.10	ug/L	1.000		98	58.1-100.7			
gamma-BHC	0.45	0.10	ug/L	0.5000		90	56.5-117.1			
Heptachlor	0.39	0.10	ug/L	0.5000		78	51.5-104.5			
Surrogate: Decachlorobiphenyl	*0.972*		*ug/L*	*1.000*		*97*	*54.4-123.3*			
Surrogate: Tetrachloro-m-xylene	*0.583*		*ug/L*	*1.000*		*58*	*37.5-105.7*			
LCS Dup (1504251-BSD1)				Prepared: 04/24/2015 Analyzed: 04/30/2015						
4,4´-DDT	1.2	0.10	ug/L	1.000		117	54.8-117.2	2	30	
Aldrin	0.42	0.10	ug/L	0.5000		83	53.1-105	3	30	
Dieldrin	0.72	0.10	ug/L	1.000		72	59.5-100.2	1	30	
Endrin	1.0	0.10	ug/L	1.000		100	58.1-100.7	2	30	
gamma-BHC	0.46	0.10	ug/L	0.5000		92	56.5-117.1	2	30	
Heptachlor	0.40	0.10	ug/L	0.5000		80	51.5-104.5	3	30	
Surrogate: Decachlorobiphenyl	*0.978*		*ug/L*	*1.000*		*98*	*54.4-123.3*			
Surrogate: Tetrachloro-m-xylene	*0.614*		*ug/L*	*1.000*		*61*	*37.5-105.7*			

Client: University of Arizona- Risk Management Services
Project: Page Ranch
Work Order: 15D0632
Date Received: 04/22/2015

QC Summary

Analyte	Result	Reporting Limit	Units	Spike Level	Source Result	%REC	%REC Limits	RPD	RPD Limit	Qual
Batch 1504251 - SW8081A										
Matrix Spike (1504251-MS1)		**Source: 15D0631-01**		Prepared: 04/24/2015 Analyzed: 04/30/2015						
4,4′-DDT	1.1	0.10	ug/L	1.003	ND	114	10.1-142.2			
Aldrin	0.40	0.10	ug/L	0.5015	ND	79	23.2-118.8			
Dieldrin	0.71	0.10	ug/L	1.003	ND	71	43.8-113.4			
Endrin	0.99	0.10	ug/L	1.003	ND	99	28.1-131.1			
gamma-BHC	0.42	0.10	ug/L	0.5015	ND	83	58-115.5			
Heptachlor	0.39	0.10	ug/L	0.5015	ND	77	32.4-137			
Surrogate: Decachlorobiphenyl	*0.972*		*ug/L*	*1.003*		*97*	*38.8-124*			
Surrogate: Tetrachloro-m-xylene	*0.545*		*ug/L*	*1.003*		*54*	*40-118.3*			
Matrix Spike Dup (1504251-MSD1)		**Source: 15D0631-01**		Prepared: 04/24/2015 Analyzed: 04/30/2015						
4,4′-DDT	1.1	0.10	ug/L	1.002	ND	114	10.1-142.2	0.7	30	
Aldrin	0.41	0.10	ug/L	0.5010	ND	82	23.2-118.8	4	30	
Dieldrin	0.71	0.10	ug/L	1.002	ND	71	43.8-113.4	0.2	30	
Endrin	0.99	0.10	ug/L	1.002	ND	99	28.1-131.1	0.1	30	
gamma-BHC	0.43	0.10	ug/L	0.5010	ND	86	58-115.5	3	30	
Heptachlor	0.41	0.10	ug/L	0.5010	ND	81	32.4-137	5	30	
Surrogate: Decachlorobiphenyl	*0.960*		*ug/L*	*1.002*		*96*	*38.8-124*			
Surrogate: Tetrachloro-m-xylene	*0.649*		*ug/L*	*1.002*		*65*	*40-118.3*			
Batch 1504268 - SW8270C										

Client: University of Arizona- Risk Management Services
Project: Page Ranch
Work Order: 15D0632
Date Received: 04/22/2015

QC Summary

Analyte	Result	Reporting Limit	Units	Spike Level	Source Result	%REC	%REC Limits	RPD	RPD Limit	Qual
Batch 1504268 - SW8270C										
Blank (1504268-BLK1)				Prepared: 04/27/2015 Analyzed: 04/30/2015						
1,2,4-Trichlorobenzene	ND	10	ug/L							
1,2-Dichlorobenzene	ND	10	ug/L							
1,3-Dichlorobenzene	ND	10	ug/L							
1,4-Dichlorobenzene	ND	10	ug/L							
2,4,5-Trichlorophenol	ND	10	ug/L							
2,4,6-Trichlorophenol	ND	10	ug/L							
2,4-Dichlorophenol	ND	10	ug/L							
2,4-Dimethylphenol	ND	10	ug/L							
2,4-Dinitrophenol	ND	50	ug/L							
2,4-Dinitrotoluene	ND	10	ug/L							
2,6-Dinitrotoluene	ND	10	ug/L							
2-Chloronaphthalene	ND	10	ug/L							
2-Chlorophenol	ND	10	ug/L							
2-Methylnaphthalene	ND	5.0	ug/L							
2-Methylphenol	ND	10	ug/L							
2-Nitroaniline	ND	20	ug/L							
2-Nitrophenol	ND	10	ug/L							
3,3´-Dichlorobenzidine	ND	20	ug/L							
3,4-Methylphenol	ND	10	ug/L							
3-Nitroaniline	ND	20	ug/L							
4,6-Dinitro-2-methylphenol	ND	20	ug/L							
4-Bromophenyl phenyl ether	ND	10	ug/L							
4-Chloro-3-methylphenol	ND	10	ug/L							
4-Chloroaniline	ND	20	ug/L							
4-Chlorophenyl phenyl ether	ND	10	ug/L							
4-Nitroaniline	ND	20	ug/L							
4-Nitrophenol	ND	50	ug/L							
Acenaphthene	ND	5.0	ug/L							
Acenaphthylene	ND	5.0	ug/L							
Aniline	ND	20	ug/L							
Anthracene	ND	5.0	ug/L							
Benzo[a]anthracene	ND	5.0	ug/L							
Benzo[a]pyrene	ND	5.0	ug/L							
Benzo[b,k]fluoranthene	ND	10	ug/L							
Benzo[g,h,i]perylene	ND	5.0	ug/L							
Benzoic acid	ND	50	ug/L							
Benzyl alcohol	ND	5.0	ug/L							
Bis(2-chloroethoxy)methane	ND	10	ug/L							
Bis(2-chloroethyl)ether	ND	10	ug/L							
Bis(2-chloroisopropyl)ether	ND	10	ug/L							
Bis(2-ethylhexyl)phthalate	ND	10	ug/L							
Butyl benzyl phthalate	ND	10	ug/L							
Chrysene	ND	5.0	ug/L							
Dibenzo[a,h]anthracene	ND	5.0	ug/L							
Dibenzofuran	ND	5.0	ug/L							
Diethyl phthalate	ND	10	ug/L							
Dimethyl phthalate	ND	10	ug/L							
Di-n-butyl phthalate	ND	10	ug/L							

Client: University of Arizona- Risk Management Services
Project: Page Ranch
Work Order: 15D0632
Date Received: 04/22/2015

QC Summary

Analyte	Result	Reporting Limit	Units	Spike Level	Source Result	%REC	%REC Limits	RPD	RPD Limit	Qual
Batch 1504268 - SW8270C										
Blank (1504268-BLK1)				Prepared: 04/27/2015 Analyzed: 04/30/2015						
Di-n-octyl phthalate	ND	10	ug/L							
Fluoranthene	ND	5.0	ug/L							
Fluorene	ND	5.0	ug/L							
Hexachlorobenzene	ND	10	ug/L							
Hexachlorobutadiene	ND	10	ug/L							
Hexachlorocyclopentadiene	ND	10	ug/L							
Hexachloroethane	ND	10	ug/L							
Indeno[1,2,3-cd]pyrene	ND	5.0	ug/L							
Isophorone	ND	10	ug/L							
Naphthalene	ND	5.0	ug/L							
Nitrobenzene	ND	10	ug/L							
N-Nitrosodimethylamine	ND	10	ug/L							
N-Nitrosodiphenylamine	ND	10	ug/L							
N-Nitrosodipropylamine	ND	10	ug/L							
Pentachlorophenol	ND	30	ug/L							
Phenanthrene	ND	5.0	ug/L							
Phenol	ND	10	ug/L							
Pyrene	ND	5.0	ug/L							
Surrogate: 2,4,6-Tribromophenol	*80.7*		*ug/L*	*100.0*		*81*	*61-118*			
Surrogate: 2-Fluorobiphenyl	*67.5*		*ug/L*	*100.0*		*67*	*30.9-111*			
Surrogate: 2-Fluorophenol	*46.0*		*ug/L*	*100.0*		*46*	*15.2-68.1*			
Surrogate: 4-Terphenyl-d14	*60.1*		*ug/L*	*100.0*		*60*	*0-123*			
Surrogate: Nitrobenzene-d5	*57.1*		*ug/L*	*100.0*		*57*	*35-99*			
Surrogate: Phenol-d6	*52.9*		*ug/L*	*100.0*		*53*	*0-115*			
LCS (1504268-BS1)				Prepared: 04/27/2015 Analyzed: 04/30/2015						
1,2,4-Trichlorobenzene	41	10	ug/L	50.00		82	29.5-92.8			
1,4-Dichlorobenzene	32	10	ug/L	50.00		63	21.9-69.5			
2,4-Dinitrotoluene	46	10	ug/L	50.00		91	40.6-90			L5
2-Chlorophenol	69	10	ug/L	100.0		69	33-82.4			
4-Chloro-3-methylphenol	88	10	ug/L	100.0		88	39.5-87.3			L5
4-Nitrophenol	90	50	ug/L	100.0		90	41.7-99.9			
Acenaphthene	42	5.0	ug/L	50.00		84	38.3-91.1			
N-Nitrosodipropylamine	46	10	ug/L	50.00		91	40.5-95.8			
Pentachlorophenol	100	30	ug/L	100.0		103	32.5-106			
Phenol	63	10	ug/L	100.0		63	8.08-78.4			
Pyrene	45	5.0	ug/L	50.00		90	34.9-95.9			
Surrogate: 2,4,6-Tribromophenol	*119*		*ug/L*	*100.0*		*119*	*56.4-119*			
Surrogate: 2-Fluorobiphenyl	*81.6*		*ug/L*	*100.0*		*82*	*39.7-99.4*			
Surrogate: 2-Fluorophenol	*59.5*		*ug/L*	*100.0*		*59*	*24.4-64.9*			
Surrogate: 4-Terphenyl-d14	*59.2*		*ug/L*	*100.0*		*59*	*28.3-82.4*			
Surrogate: Nitrobenzene-d5	*83.7*		*ug/L*	*100.0*		*84*	*38.4-84.6*			
Surrogate: Phenol-d6	*67.5*		*ug/L*	*100.0*		*68*	*18.3-88.5*			

Client: University of Arizona- Risk Management Services
Project: Page Ranch
Work Order: 15D0632
Date Received: 04/22/2015

QC Summary

Analyte	Result	Reporting Limit	Units	Spike Level	Source Result	%REC	%REC Limits	RPD	RPD Limit	Qual
Batch 1504268 - SW8270C										
LCS Dup (1504268-BSD1)				Prepared: 04/27/2015 Analyzed: 04/30/2015						
1,2,4-Trichlorobenzene	34	10	ug/L	50.00		68	29.5-92.8	18	30	
1,4-Dichlorobenzene	28	10	ug/L	50.00		56	21.9-69.5	13	30	
2,4-Dinitrotoluene	39	10	ug/L	50.00		78	40.6-90	16	30	
2-Chlorophenol	62	10	ug/L	100.0		62	33-82.4	12	30	
4-Chloro-3-methylphenol	74	10	ug/L	100.0		74	39.5-87.3	17	30	
4-Nitrophenol	77	50	ug/L	100.0		77	41.7-99.9	16	30	
Acenaphthene	36	5.0	ug/L	50.00		71	38.3-91.1	16	30	
N-Nitrosodipropylamine	41	10	ug/L	50.00		82	40.5-95.8	10	30	
Pentachlorophenol	85	30	ug/L	100.0		85	32.5-106	19	30	
Phenol	58	10	ug/L	100.0		58	8.08-78.4	9	30	
Pyrene	39	5.0	ug/L	50.00		78	34.9-95.9	15	30	
Surrogate: 2,4,6-Tribromophenol	*99.6*		*ug/L*	*100.0*		*100*	*56.4-119*			
Surrogate: 2-Fluorobiphenyl	*70.0*		*ug/L*	*100.0*		*70*	*39.7-99.4*			
Surrogate: 2-Fluorophenol	*52.5*		*ug/L*	*100.0*		*52*	*24.4-64.9*			
Surrogate: 4-Terphenyl-d14	*57.7*		*ug/L*	*100.0*		*58*	*28.3-82.4*			
Surrogate: Nitrobenzene-d5	*70.0*		*ug/L*	*100.0*		*70*	*38.4-84.6*			
Surrogate: Phenol-d6	*61.6*		*ug/L*	*100.0*		*62*	*18.3-88.5*			
Matrix Spike (1504268-MS1)		**Source: 15D0631-01**		Prepared: 04/27/2015 Analyzed: 04/30/2015						
1,2,4-Trichlorobenzene	18	10	ug/L	50.25	ND	36	26.6-89.9			
1,4-Dichlorobenzene	13	10	ug/L	50.25	ND	26	19.9-65.5			
2,4-Dinitrotoluene	26	10	ug/L	50.25	ND	51	34-105			
2-Chlorophenol	34	10	ug/L	100.5	ND	34	36.6-79.1			M7
4-Chloro-3-methylphenol	43	10	ug/L	100.5	ND	43	37.3-97.9			
4-Nitrophenol	48	50	ug/L	100.5	ND	47	13.5-140			
Acenaphthene	23	5.0	ug/L	50.25	ND	45	33.3-99.9			
N-Nitrosodipropylamine	21	10	ug/L	50.25	ND	42	24.1-125			
Pentachlorophenol	51	30	ug/L	100.5	ND	50	16.1-135			
Phenol	35	10	ug/L	100.5	ND	35	13.6-83.9			
Pyrene	24	5.0	ug/L	50.25	ND	48	5.95-112			
Surrogate: 2,4,6-Tribromophenol	*59.2*		*ug/L*	*100.5*		*59*	*61-118*			*S12*
Surrogate: 2-Fluorobiphenyl	*47.0*		*ug/L*	*100.5*		*47*	*30.9-111*			
Surrogate: 2-Fluorophenol	*27.1*		*ug/L*	*100.5*		*27*	*15.2-68.1*			
Surrogate: 4-Terphenyl-d14	*43.1*		*ug/L*	*100.5*		*43*	*0-123*			
Surrogate: Nitrobenzene-d5	*36.2*		*ug/L*	*100.5*		*36*	*35-99*			
Surrogate: Phenol-d6	*35.4*		*ug/L*	*100.5*		*35*	*0-115*			

Client: University of Arizona- Risk Management Services
Project: Page Ranch
Work Order: 15D0632
Date Received: 04/22/2015

QC Summary

Analyte	Result	Reporting Limit	Units	Spike Level	Source Result	%REC	%REC Limits	RPD	RPD Limit	Qual
Batch 1504268 - SW8270C										
Matrix Spike Dup (1504268-MSD1)		**Source: 15D0631-01**		Prepared: 04/27/2015 Analyzed: 04/30/2015						
1,2,4-Trichlorobenzene	31	10	ug/L	50.05	ND	62	26.6-89.9	52	30	R4
1,4-Dichlorobenzene	23	10	ug/L	50.05	ND	46	19.9-65.5	53	30	R4
2,4-Dinitrotoluene	41	10	ug/L	50.05	ND	82	34-105	45	30	R4
2-Chlorophenol	53	10	ug/L	100.1	ND	53	36.6-79.1	44	30	R13
4-Chloro-3-methylphenol	67	10	ug/L	100.1	ND	67	37.3-97.9	44	30	R4
4-Nitrophenol	72	50	ug/L	100.1	ND	72	13.5-140	41	30	R4
Acenaphthene	37	5.0	ug/L	50.05	ND	73	33.3-99.9	46	30	R4
N-Nitrosodipropylamine	36	10	ug/L	50.05	ND	72	24.1-125	53	30	R4
Pentachlorophenol	74	30	ug/L	100.1	ND	74	16.1-135	38	30	R4
Phenol	55	10	ug/L	100.1	ND	55	13.6-83.9	45	30	R4
Pyrene	34	5.0	ug/L	50.05	ND	69	5.95-112	35	30	R4
Surrogate: 2,4,6-Tribromophenol	*87.0*		*ug/L*	*100.1*		*87*	*61-118*			
Surrogate: 2-Fluorobiphenyl	*80.9*		*ug/L*	*100.1*		*81*	*30.9-111*			
Surrogate: 2-Fluorophenol	*45.0*		*ug/L*	*100.1*		*45*	*15.2-68.1*			
Surrogate: 4-Terphenyl-d14	*62.6*		*ug/L*	*100.1*		*63*	*0-123*			
Surrogate: Nitrobenzene-d5	*60.9*		*ug/L*	*100.1*		*61*	*35-99*			
Surrogate: Phenol-d6	*57.6*		*ug/L*	*100.1*		*58*	*0-115*			
Batch 1505018 - E504.1										
Blank (1505018-BLK1)				Prepared & Analyzed: 05/04/2015						
1,2-Dibromo-3-chloropropane	ND	0.000020	mg/L							
1,2-Dibromoethane	ND	0.000010	mg/L							
Surrogate: Tetrachloro-m-xylene	*0.000234*		*mg/L*	*0.0002000*		*117*	*70-130*			
LCS (1505018-BS1)				Prepared & Analyzed: 05/04/2015						
1,2-Dibromo-3-chloropropane	0.00025	0.000020	mg/L	0.0002500		99	70-130			
1,2-Dibromoethane	0.00024	0.000010	mg/L	0.0002500		94	70-130			
Surrogate: Tetrachloro-m-xylene	*0.000241*		*mg/L*	*0.0002000*		*120*	*70-130*			
LCS Dup (1505018-BSD1)				Prepared & Analyzed: 05/04/2015						
1,2-Dibromo-3-chloropropane	0.00024	0.000020	mg/L	0.0002500		97	70-130	2	30	
1,2-Dibromoethane	0.00025	0.000010	mg/L	0.0002500		100	70-130	6	30	
Surrogate: Tetrachloro-m-xylene	*0.000237*		*mg/L*	*0.0002000*		*118*	*70-130*			
Matrix Spike (1505018-MS1)		**Source: 15D0631-01**		Prepared & Analyzed: 05/04/2015						
1,2-Dibromo-3-chloropropane	0.00024	0.000020	mg/L	0.0002500	ND	95	70-130			
1,2-Dibromoethane	0.00023	0.000010	mg/L	0.0002500	ND	94	70-130			
Surrogate: Tetrachloro-m-xylene	*0.000233*		*mg/L*	*0.0002000*		*116*	*70-130*			

Client: University of Arizona- Risk Management Services
Project: Page Ranch
Work Order: 15D0632
Date Received: 04/22/2015

QC Summary

Analyte	Result	Reporting Limit	Units	Spike Level	Source Result	%REC	%REC Limits	RPD	RPD Limit	Qual
Batch 1504286 - EPA 524.2										

Client: University of Arizona- Risk Management Services
Project: Page Ranch
Work Order: 15D0632
Date Received: 04/22/2015

QC Summary

Analyte	Result	Reporting Limit	Units	Spike Level	Source Result	%REC	%REC Limits	RPD	RPD Limit	Qual
Batch 1504286 - EPA 524.2										
Blank (1504286-BLK1)				Prepared & Analyzed: 04/28/2015						
1,1,1,2-Tetrachloroethane	ND	0.00050	mg/L							
1,1,1-Trichloroethane	ND	0.00050	mg/L							
1,1,2,2-Tetrachloroethane	ND	0.00050	mg/L							
1,1,2-Trichloroethane	ND	0.00050	mg/L							
1,1-Dichloroethane	ND	0.00050	mg/L							
1,1-Dichloroethene	ND	0.00050	mg/L							
1,1-Dichloropropene	ND	0.00050	mg/L							
1,2,3-Trichlorobenzene	ND	0.00050	mg/L							
1,2,3-Trichloropropane	ND	0.00050	mg/L							
1,2,4-Trichlorobenzene	ND	0.00050	mg/L							
1,2,4-Trimethylbenzene	ND	0.00050	mg/L							
1,2-Dichlorobenzene	ND	0.00050	mg/L							
1,2-Dichloroethane	ND	0.00050	mg/L							
1,2-Dichloropropane	ND	0.00050	mg/L							
1,3,5-Trimethylbenzene	ND	0.00050	mg/L							
1,3-Dichlorobenzene	ND	0.00050	mg/L							
1,3-Dichloropropane	ND	0.00050	mg/L							
1,4-Dichlorobenzene	ND	0.00050	mg/L							
2,2-Dichloropropane	ND	0.00050	mg/L							
2-Chlorotoluene	ND	0.00050	mg/L							
4-Chlorotoluene	ND	0.00050	mg/L							
4-Isopropyltoluene	ND	0.00050	mg/L							
Benzene	ND	0.00050	mg/L							
Bromobenzene	ND	0.00050	mg/L							
Bromochloromethane	ND	0.00050	mg/L							
Bromodichloromethane	ND	0.00050	mg/L							
Bromoform	ND	0.00050	mg/L							
Bromomethane	ND	0.00050	mg/L							
Carbon tetrachloride	ND	0.00050	mg/L							
Chlorobenzene	ND	0.00050	mg/L							
Chloroethane	ND	0.00050	mg/L							
Chloroform	ND	0.00050	mg/L							
Chloromethane	ND	0.00050	mg/L							
cis-1,2-Dichloroethene	ND	0.00050	mg/L							
cis-1,3-Dichloropropene	ND	0.00050	mg/L							
Dibromochloromethane	ND	0.00050	mg/L							
Dibromomethane	ND	0.00050	mg/L							
Dichlorodifluoromethane	ND	0.00050	mg/L							
Ethylbenzene	ND	0.00050	mg/L							
Hexachlorobutadiene	ND	0.00050	mg/L							
Isopropylbenzene	ND	0.00050	mg/L							
Methylene chloride	ND	0.00050	mg/L							
Naphthalene	ND	0.00050	mg/L							
n-Butylbenzene	ND	0.00050	mg/L							
n-Propylbenzene	ND	0.00050	mg/L							
sec-Butylbenzene	ND	0.00050	mg/L							
Styrene	ND	0.00050	mg/L							
tert-Butylbenzene	ND	0.00050	mg/L							

Client: University of Arizona- Risk Management Services
Project: Page Ranch
Work Order: 15D0632
Date Received: 04/22/2015

QC Summary

Analyte	Result	Reporting Limit	Units	Spike Level	Source Result	%REC	%REC Limits	RPD	RPD Limit	Qual
Batch 1504286 - EPA 524.2										
Blank (1504286-BLK1)				Prepared & Analyzed: 04/28/2015						
Tetrachloroethene	ND	0.00050	mg/L							
Toluene	ND	0.00050	mg/L							
trans-1,2-Dichloroethene	ND	0.00050	mg/L							
trans-1,3-Dichloropropene	ND	0.00050	mg/L							
Trichloroethene	ND	0.00050	mg/L							
Trichlorofluoromethane	ND	0.00050	mg/L							
TTHMs	ND	0.00050	mg/L							
Vinyl chloride	ND	0.00050	mg/L							
Xylenes, Total	ND	0.0015	mg/L							
Surrogate: 1,2-Dichlorobenzene-d4	*0.86*		*ug/L*	*1.000*		*86*	*70-130*			
Surrogate: 4-Bromofluorobenzene	*0.92*		*ug/L*	*1.000*		*92*	*70-130*			

Client: University of Arizona- Risk Management Services
Project: Page Ranch
Work Order: 15D0632
Date Received: 04/22/2015

QC Summary

Analyte	Result	Reporting Limit	Units	Spike Level	Source Result	%REC	%REC Limits	RPD	RPD Limit	Qual
Batch 1504286 - EPA 524.2										
LCS (1504286-BS1)				Prepared & Analyzed: 04/28/2015						
1,1,1,2-Tetrachloroethane	0.0054	0.00050	mg/L	0.005000		107	70-130			
1,1,1-Trichloroethane	0.0038	0.00050	mg/L	0.005000		76	70-130			
1,1,2,2-Tetrachloroethane	0.0056	0.00050	mg/L	0.005000		112	70-130			
1,1,2-Trichloroethane	0.0055	0.00050	mg/L	0.005000		111	70-130			
1,1-Dichloroethane	0.0057	0.00050	mg/L	0.005000		114	70-130			
1,1-Dichloroethene	0.0059	0.00050	mg/L	0.005000		117	70-130			
1,1-Dichloropropene	0.0060	0.00050	mg/L	0.005000		121	70-130			
1,2,3-Trichlorobenzene	0.0051	0.00050	mg/L	0.005000		102	70-130			
1,2,3-Trichloropropane	0.0058	0.00050	mg/L	0.005000		115	70-130			
1,2,4-Trichlorobenzene	0.0046	0.00050	mg/L	0.005000		93	70-130			
1,2,4-Trimethylbenzene	0.0058	0.00050	mg/L	0.005000		116	70-130			
1,2-Dichlorobenzene	0.0055	0.00050	mg/L	0.005000		111	70-130			
1,2-Dichloroethane	0.0058	0.00050	mg/L	0.005000		115	70-130			
1,2-Dichloropropane	0.0056	0.00050	mg/L	0.005000		112	70-130			
1,3,5-Trimethylbenzene	0.0059	0.00050	mg/L	0.005000		117	70-130			
1,3-Dichlorobenzene	0.0055	0.00050	mg/L	0.005000		110	70-130			
1,3-Dichloropropane	0.0055	0.00050	mg/L	0.005000		110	70-130			
1,4-Dichlorobenzene	0.0058	0.00050	mg/L	0.005000		116	70-130			
2,2-Dichloropropane	0.0053	0.00050	mg/L	0.005000		106	70-130			
2-Chlorotoluene	0.0059	0.00050	mg/L	0.005000		118	70-130			
4-Chlorotoluene	0.0058	0.00050	mg/L	0.005000		116	70-130			
4-Isopropyltoluene	0.0058	0.00050	mg/L	0.005000		115	70-130			
Benzene	0.0057	0.00050	mg/L	0.005000		114	70-130			
Bromobenzene	0.0054	0.00050	mg/L	0.005000		107	70-130			
Bromochloromethane	0.0058	0.00050	mg/L	0.005000		115	70-130			
Bromodichloromethane	0.0053	0.00050	mg/L	0.005000		106	70-130			
Bromoform	0.0054	0.00050	mg/L	0.005000		107	70-130			
Bromomethane	0.0065	0.00050	mg/L	0.005000		129	70-130			
Carbon tetrachloride	0.0055	0.00050	mg/L	0.005000		109	70-130			
Chlorobenzene	0.0054	0.00050	mg/L	0.005000		107	70-130			
Chloroethane	0.0051	0.00050	mg/L	0.005000		101	70-130			
Chloroform	0.0044	0.00050	mg/L	0.005000		88	70-130			
Chloromethane	0.0052	0.00050	mg/L	0.005000		104	70-130			
cis-1,2-Dichloroethene	0.0059	0.00050	mg/L	0.005000		117	70-130			
cis-1,3-Dichloropropene	0.0051	0.00050	mg/L	0.005000		101	70-130			
Dibromochloromethane	0.0055	0.00050	mg/L	0.005000		110	70-130			
Dibromomethane	0.0056	0.00050	mg/L	0.005000		112	70-130			
Dichlorodifluoromethane	0.0052	0.00050	mg/L	0.005000		105	70-130			
Ethylbenzene	0.0058	0.00050	mg/L	0.005000		116	70-130			
Hexachlorobutadiene	0.0051	0.00050	mg/L	0.005000		102	70-130			
Isopropylbenzene	0.0059	0.00050	mg/L	0.005000		118	70-130			
Methyl tert-Butyl Ether (MTBE)	0.0039	0.00050	mg/L	0.005000		79	0-200			
Methylene chloride	0.0056	0.00050	mg/L	0.005000		113	70-130			
Naphthalene	0.0042	0.00050	mg/L	0.005000		84	70-130			
n-Butylbenzene	0.0059	0.00050	mg/L	0.005000		117	70-130			
n-Propylbenzene	0.0059	0.00050	mg/L	0.005000		117	70-130			
sec-Butylbenzene	0.0059	0.00050	mg/L	0.005000		118	70-130			
Styrene	0.0058	0.00050	mg/L	0.005000		116	70-130			

Client: University of Arizona- Risk Management Services
Project: Page Ranch
Work Order: 15D0632
Date Received: 04/22/2015

QC Summary

Analyte	Result	Reporting Limit	Units	Spike Level	Source Result	%REC	%REC Limits	RPD	RPD Limit	Qual
Batch 1504286 - EPA 524.2										
LCS (1504286-BS1)				Prepared & Analyzed: 04/28/2015						
tert-Butylbenzene	0.0057	0.00050	mg/L	0.005000		115	70-130			
Tetrachloroethene	0.0057	0.00050	mg/L	0.005000		113	70-130			
Toluene	0.0056	0.00050	mg/L	0.005000		112	70-130			
trans-1,2-Dichloroethene	0.0058	0.00050	mg/L	0.005000		115	70-130			
trans-1,3-Dichloropropene	0.0048	0.00050	mg/L	0.005000		97	70-130			
Trichloroethene	0.0054	0.00050	mg/L	0.005000		108	70-130			
Trichlorofluoromethane	0.0057	0.00050	mg/L	0.005000		114	70-130			
TTHMs	0.021	0.00050	mg/L				70-130			
Vinyl chloride	0.0055	0.00050	mg/L	0.005000		109	70-130			
Xylenes, Total	0.018	0.0015	mg/L				70-130			
Surrogate: 1,2-Dichlorobenzene-d4	*1.0*		*ug/L*	*1.000*		*100*	*70-130*			
Surrogate: 4-Bromofluorobenzene	*1.0*		*ug/L*	*1.000*		*101*	*70-130*			

Client: University of Arizona- Risk Management Services
Project: Page Ranch
Work Order: 15D0632
Date Received: 04/22/2015

QC Summary

Analyte	Result	Reporting Limit	Units	Spike Level	Source Result	%REC	%REC Limits	RPD	RPD Limit	Qual
Batch 1504286 - EPA 524.2										
LCS Dup (1504286-BSD1)				Prepared & Analyzed: 04/28/2015						
1,1,1,2-Tetrachloroethane	0.0053	0.00050	mg/L	0.005000		106	70-130	1	20	
1,1,1-Trichloroethane	0.0050	0.00050	mg/L	0.005000		99	70-130	27	20	R6
1,1,2,2-Tetrachloroethane	0.0053	0.00050	mg/L	0.005000		107	70-130	5	20	
1,1,2-Trichloroethane	0.0052	0.00050	mg/L	0.005000		104	70-130	6	20	
1,1-Dichloroethane	0.0053	0.00050	mg/L	0.005000		106	70-130	8	20	
1,1-Dichloroethene	0.0057	0.00050	mg/L	0.005000		113	70-130	3	20	
1,1-Dichloropropene	0.0056	0.00050	mg/L	0.005000		112	70-130	8	20	
1,2,3-Trichlorobenzene	0.0051	0.00050	mg/L	0.005000		101	70-130	0.6	20	
1,2,3-Trichloropropane	0.0052	0.00050	mg/L	0.005000		104	70-130	10	20	
1,2,4-Trichlorobenzene	0.0049	0.00050	mg/L	0.005000		97	70-130	5	20	
1,2,4-Trimethylbenzene	0.0055	0.00050	mg/L	0.005000		109	70-130	6	20	
1,2-Dichlorobenzene	0.0053	0.00050	mg/L	0.005000		106	70-130	5	20	
1,2-Dichloroethane	0.0054	0.00050	mg/L	0.005000		109	70-130	6	20	
1,2-Dichloropropane	0.0052	0.00050	mg/L	0.005000		104	70-130	7	20	
1,3,5-Trimethylbenzene	0.0055	0.00050	mg/L	0.005000		110	70-130	6	20	
1,3-Dichlorobenzene	0.0052	0.00050	mg/L	0.005000		104	70-130	5	20	
1,3-Dichloropropane	0.0053	0.00050	mg/L	0.005000		105	70-130	4	20	
1,4-Dichlorobenzene	0.0054	0.00050	mg/L	0.005000		109	70-130	7	20	
2,2-Dichloropropane	0.0047	0.00050	mg/L	0.005000		94	70-130	11	20	
2-Chlorotoluene	0.0055	0.00050	mg/L	0.005000		109	70-130	7	20	
4-Chlorotoluene	0.0055	0.00050	mg/L	0.005000		109	70-130	6	20	
4-Isopropyltoluene	0.0055	0.00050	mg/L	0.005000		109	70-130	5	20	
Benzene	0.0054	0.00050	mg/L	0.005000		108	70-130	5	20	
Bromobenzene	0.0052	0.00050	mg/L	0.005000		104	70-130	3	20	
Bromochloromethane	0.0051	0.00050	mg/L	0.005000		102	70-130	12	20	
Bromodichloromethane	0.0051	0.00050	mg/L	0.005000		101	70-130	5	20	
Bromoform	0.0051	0.00050	mg/L	0.005000		101	70-130	6	20	
Bromomethane	0.0059	0.00050	mg/L	0.005000		118	70-130	9	20	
Carbon tetrachloride	0.0051	0.00050	mg/L	0.005000		102	70-130	7	20	
Chlorobenzene	0.0051	0.00050	mg/L	0.005000		101	70-130	5	20	
Chloroethane	0.0049	0.00050	mg/L	0.005000		98	70-130	3	20	
Chloroform	0.0061	0.00050	mg/L	0.005000		122	70-130	32	20	R6
Chloromethane	0.0048	0.00050	mg/L	0.005000		97	70-130	8	20	
cis-1,2-Dichloroethene	0.0052	0.00050	mg/L	0.005000		105	70-130	12	20	
cis-1,3-Dichloropropene	0.0049	0.00050	mg/L	0.005000		97	70-130	4	20	
Dibromochloromethane	0.0052	0.00050	mg/L	0.005000		103	70-130	6	20	
Dibromomethane	0.0052	0.00050	mg/L	0.005000		104	70-130	7	20	
Dichlorodifluoromethane	0.0050	0.00050	mg/L	0.005000		99	70-130	5	20	
Ethylbenzene	0.0055	0.00050	mg/L	0.005000		109	70-130	6	20	
Hexachlorobutadiene	0.0051	0.00050	mg/L	0.005000		102	70-130	0	20	
Isopropylbenzene	0.0054	0.00050	mg/L	0.005000		107	70-130	9	20	
Methyl tert-Butyl Ether (MTBE)	0.0038	0.00050	mg/L	0.005000		76	0-200	4	200	
Methylene chloride	0.0054	0.00050	mg/L	0.005000		108	70-130	4	20	
Naphthalene	0.0044	0.00050	mg/L	0.005000		88	70-130	4	20	
n-Butylbenzene	0.0054	0.00050	mg/L	0.005000		109	70-130	7	20	
n-Propylbenzene	0.0055	0.00050	mg/L	0.005000		110	70-130	6	20	
sec-Butylbenzene	0.0054	0.00050	mg/L	0.005000		109	70-130	8	20	
Styrene	0.0055	0.00050	mg/L	0.005000		109	70-130	7	20	

Client: University of Arizona- Risk Management Services
Project: Page Ranch
Work Order: 15D0632
Date Received: 04/22/2015

QC Summary

Analyte	Result	Reporting Limit	Units	Spike Level	Source Result	%REC	%REC Limits	RPD	RPD Limit	Qual
Batch 1504286 - EPA 524.2										
LCS Dup (1504286-BSD1)				Prepared & Analyzed: 04/28/2015						
tert-Butylbenzene	0.0054	0.00050	mg/L	0.005000		109	70-130	5	20	
Tetrachloroethene	0.0051	0.00050	mg/L	0.005000		102	70-130	10	20	
Toluene	0.0053	0.00050	mg/L	0.005000		105	70-130	6	20	
trans-1,2-Dichloroethene	0.0054	0.00050	mg/L	0.005000		108	70-130	7	20	
trans-1,3-Dichloropropene	0.0048	0.00050	mg/L	0.005000		96	70-130	0.6	20	
Trichloroethene	0.0052	0.00050	mg/L	0.005000		104	70-130	4	20	
Trichlorofluoromethane	0.0054	0.00050	mg/L	0.005000		108	70-130	5	20	
TTHMs	0.021	0.00050	mg/L				70-130	4	20	
Vinyl chloride	0.0053	0.00050	mg/L	0.005000		105	70-130	3	20	
Xylenes, Total	0.016	0.0015	mg/L				70-130	7	20	
Surrogate: 1,2-Dichlorobenzene-d4	*1.0*		*ug/L*	*1.000*		*101*	*70-130*			
Surrogate: 4-Bromofluorobenzene	*0.99*		*ug/L*	*1.000*		*99*	*70-130*			
Batch 1504303 - EPA 524.2										

Client: University of Arizona- Risk Management Services
Project: Page Ranch
Work Order: 15D0632
Date Received: 04/22/2015

QC Summary

Analyte	Result	Reporting Limit	Units	Spike Level	Source Result	%REC	%REC Limits	RPD	RPD Limit	Qual
Batch 1504303 - EPA 524.2										
Blank (1504303-BLK1)				Prepared & Analyzed: 04/29/2015						
1,1,1,2-Tetrachloroethane	ND	0.00050	mg/L							
1,1,1-Trichloroethane	ND	0.00050	mg/L							
1,1,2,2-Tetrachloroethane	ND	0.00050	mg/L							
1,1,2-Trichloroethane	ND	0.00050	mg/L							
1,1-Dichloroethane	ND	0.00050	mg/L							
1,1-Dichloroethene	ND	0.00050	mg/L							
1,1-Dichloropropene	ND	0.00050	mg/L							
1,2,3-Trichlorobenzene	ND	0.00050	mg/L							
1,2,3-Trichloropropane	ND	0.00050	mg/L							
1,2,4-Trichlorobenzene	ND	0.00050	mg/L							
1,2,4-Trimethylbenzene	ND	0.00050	mg/L							
1,2-Dichlorobenzene	ND	0.00050	mg/L							
1,2-Dichloroethane	ND	0.00050	mg/L							
1,2-Dichloropropane	ND	0.00050	mg/L							
1,3,5-Trimethylbenzene	ND	0.00050	mg/L							
1,3-Dichlorobenzene	ND	0.00050	mg/L							
1,3-Dichloropropane	ND	0.00050	mg/L							
1,4-Dichlorobenzene	ND	0.00050	mg/L							
2,2-Dichloropropane	ND	0.00050	mg/L							
2-Chlorotoluene	ND	0.00050	mg/L							
4-Chlorotoluene	ND	0.00050	mg/L							
4-Isopropyltoluene	ND	0.00050	mg/L							
Benzene	ND	0.00050	mg/L							
Bromobenzene	ND	0.00050	mg/L							
Bromochloromethane	ND	0.00050	mg/L							
Bromodichloromethane	ND	0.00050	mg/L							
Bromoform	ND	0.00050	mg/L							
Bromomethane	ND	0.00050	mg/L							
Carbon tetrachloride	ND	0.00050	mg/L							
Chlorobenzene	ND	0.00050	mg/L							
Chloroethane	ND	0.00050	mg/L							
Chloroform	ND	0.00050	mg/L							
Chloromethane	ND	0.00050	mg/L							
cis-1,2-Dichloroethene	ND	0.00050	mg/L							
cis-1,3-Dichloropropene	ND	0.00050	mg/L							
Dibromochloromethane	ND	0.00050	mg/L							
Dibromomethane	ND	0.00050	mg/L							
Dichlorodifluoromethane	ND	0.00050	mg/L							
Ethylbenzene	ND	0.00050	mg/L							
Hexachlorobutadiene	ND	0.00050	mg/L							
Isopropylbenzene	ND	0.00050	mg/L							
Methylene chloride	ND	0.00050	mg/L							
Naphthalene	ND	0.00050	mg/L							
n-Butylbenzene	ND	0.00050	mg/L							
n-Propylbenzene	ND	0.00050	mg/L							
sec-Butylbenzene	ND	0.00050	mg/L							
Styrene	ND	0.00050	mg/L							
tert-Butylbenzene	ND	0.00050	mg/L							

Client: University of Arizona- Risk Management Services
Project: Page Ranch
Work Order: 15D0632
Date Received: 04/22/2015

QC Summary

Analyte	Result	Reporting Limit	Units	Spike Level	Source Result	%REC	%REC Limits	RPD	RPD Limit	Qual
Batch 1504303 - EPA 524.2										
Blank (1504303-BLK1)				Prepared & Analyzed: 04/29/2015						
Tetrachloroethene	ND	0.00050	mg/L							
Toluene	ND	0.00050	mg/L							
trans-1,2-Dichloroethene	ND	0.00050	mg/L							
trans-1,3-Dichloropropene	ND	0.00050	mg/L							
Trichloroethene	ND	0.00050	mg/L							
Trichlorofluoromethane	ND	0.00050	mg/L							
TTHMs	ND	0.00050	mg/L							
Vinyl chloride	ND	0.00050	mg/L							
Xylenes, Total	ND	0.0015	mg/L							
Surrogate: 1,2-Dichlorobenzene-d4	*1.1*		*ug/L*	*1.000*		*109*	*70-130*			
Surrogate: 4-Bromofluorobenzene	*0.91*		*ug/L*	*1.000*		*91*	*70-130*			

Client: University of Arizona- Risk Management Services
Project: Page Ranch
Work Order: 15D0632
Date Received: 04/22/2015

QC Summary

Analyte	Result	Reporting Limit	Units	Spike Level	Source Result	%REC	%REC Limits	RPD	RPD Limit	Qual
Batch 1504303 - EPA 524.2										
LCS (1504303-BS1)				Prepared & Analyzed: 04/29/2015						
1,1,1,2-Tetrachloroethane	0.0053	0.00050	mg/L	0.005000		106	70-130			
1,1,1-Trichloroethane	0.0051	0.00050	mg/L	0.005000		102	70-130			
1,1,2,2-Tetrachloroethane	0.0058	0.00050	mg/L	0.005000		116	70-130			
1,1,2-Trichloroethane	0.0056	0.00050	mg/L	0.005000		111	70-130			
1,1-Dichloroethane	0.0054	0.00050	mg/L	0.005000		108	70-130			
1,1-Dichloroethene	0.0055	0.00050	mg/L	0.005000		111	70-130			
1,1-Dichloropropene	0.0058	0.00050	mg/L	0.005000		115	70-130			
1,2,3-Trichlorobenzene	0.0052	0.00050	mg/L	0.005000		105	70-130			
1,2,3-Trichloropropane	0.0055	0.00050	mg/L	0.005000		111	70-130			
1,2,4-Trichlorobenzene	0.0050	0.00050	mg/L	0.005000		99	70-130			
1,2,4-Trimethylbenzene	0.0057	0.00050	mg/L	0.005000		115	70-130			
1,2-Dichlorobenzene	0.0056	0.00050	mg/L	0.005000		113	70-130			
1,2-Dichloroethane	0.0056	0.00050	mg/L	0.005000		112	70-130			
1,2-Dichloropropane	0.0055	0.00050	mg/L	0.005000		109	70-130			
1,3,5-Trimethylbenzene	0.0059	0.00050	mg/L	0.005000		117	70-130			
1,3-Dichlorobenzene	0.0055	0.00050	mg/L	0.005000		110	70-130			
1,3-Dichloropropane	0.0055	0.00050	mg/L	0.005000		110	70-130			
1,4-Dichlorobenzene	0.0058	0.00050	mg/L	0.005000		115	70-130			
2,2-Dichloropropane	0.0048	0.00050	mg/L	0.005000		96	70-130			
2-Chlorotoluene	0.0059	0.00050	mg/L	0.005000		117	70-130			
4-Chlorotoluene	0.0058	0.00050	mg/L	0.005000		115	70-130			
4-Isopropyltoluene	0.0057	0.00050	mg/L	0.005000		115	70-130			
Benzene	0.0054	0.00050	mg/L	0.005000		109	70-130			
Bromobenzene	0.0054	0.00050	mg/L	0.005000		108	70-130			
Bromochloromethane	0.0052	0.00050	mg/L	0.005000		104	70-130			
Bromodichloromethane	0.0052	0.00050	mg/L	0.005000		105	70-130			
Bromoform	0.0053	0.00050	mg/L	0.005000		106	70-130			
Bromomethane	0.0058	0.00050	mg/L	0.005000		116	70-130			
Carbon tetrachloride	0.0054	0.00050	mg/L	0.005000		108	70-130			
Chlorobenzene	0.0052	0.00050	mg/L	0.005000		104	70-130			
Chloroethane	0.0048	0.00050	mg/L	0.005000		96	70-130			
Chloroform	0.0062	0.00050	mg/L	0.005000		123	70-130			
Chloromethane	0.0050	0.00050	mg/L	0.005000		100	70-130			
cis-1,2-Dichloroethene	0.0053	0.00050	mg/L	0.005000		107	70-130			
cis-1,3-Dichloropropene	0.0050	0.00050	mg/L	0.005000		99	70-130			
Dibromochloromethane	0.0053	0.00050	mg/L	0.005000		106	70-130			
Dibromomethane	0.0054	0.00050	mg/L	0.005000		108	70-130			
Dichlorodifluoromethane	0.0049	0.00050	mg/L	0.005000		98	70-130			
Ethylbenzene	0.0056	0.00050	mg/L	0.005000		112	70-130			
Hexachlorobutadiene	0.0053	0.00050	mg/L	0.005000		106	70-130			
Isopropylbenzene	0.0057	0.00050	mg/L	0.005000		114	70-130			
Methyl tert-Butyl Ether (MTBE)	0.0041	0.00050	mg/L	0.005000		81	0-200			
Methylene chloride	0.0056	0.00050	mg/L	0.005000		111	70-130			
Naphthalene	0.0045	0.00050	mg/L	0.005000		90	70-130			
n-Butylbenzene	0.0058	0.00050	mg/L	0.005000		115	70-130			
n-Propylbenzene	0.0057	0.00050	mg/L	0.005000		114	70-130			
sec-Butylbenzene	0.0057	0.00050	mg/L	0.005000		113	70-130			
Styrene	0.0057	0.00050	mg/L	0.005000		115	70-130			

Client: University of Arizona- Risk Management Services
Project: Page Ranch
Work Order: 15D0632
Date Received: 04/22/2015

QC Summary

Analyte	Result	Reporting Limit	Units	Spike Level	Source Result	%REC	%REC Limits	RPD	RPD Limit	Qual
Batch 1504303 - EPA 524.2										
LCS (1504303-BS1)				Prepared & Analyzed: 04/29/2015						
tert-Butylbenzene	0.0056	0.00050	mg/L	0.005000		112	70-130			
Tetrachloroethene	0.0054	0.00050	mg/L	0.005000		108	70-130			
Toluene	0.0054	0.00050	mg/L	0.005000		108	70-130			
trans-1,2-Dichloroethene	0.0056	0.00050	mg/L	0.005000		111	70-130			
trans-1,3-Dichloropropene	0.0051	0.00050	mg/L	0.005000		102	70-130			
Trichloroethene	0.0052	0.00050	mg/L	0.005000		104	70-130			
Trichlorofluoromethane	0.0055	0.00050	mg/L	0.005000		110	70-130			
TTHMs	0.022	0.00050	mg/L				70-130			
Vinyl chloride	0.0053	0.00050	mg/L	0.005000		106	70-130			
Xylenes, Total	0.017	0.0015	mg/L				70-130			
Surrogate: 1,2-Dichlorobenzene-d4	*1.0*		*ug/L*	*1.000*		*103*	*70-130*			
Surrogate: 4-Bromofluorobenzene	*1.0*		*ug/L*	*1.000*		*100*	*70-130*			

Client: University of Arizona- Risk Management Services
Project: Page Ranch
Work Order: 15D0632
Date Received: 04/22/2015

QC Summary

Analyte	Result	Reporting Limit	Units	Spike Level	Source Result	%REC	%REC Limits	RPD	RPD Limit	Qual
Batch 1504303 - EPA 524.2										
LCS Dup (1504303-BSD1)				Prepared & Analyzed: 04/29/2015						
1,1,1,2-Tetrachloroethane	0.0054	0.00050	mg/L	0.005000		108	70-130	1	20	
1,1,1-Trichloroethane	0.0049	0.00050	mg/L	0.005000		98	70-130	4	20	
1,1,2,2-Tetrachloroethane	0.0057	0.00050	mg/L	0.005000		114	70-130	1	20	
1,1,2-Trichloroethane	0.0057	0.00050	mg/L	0.005000		113	70-130	2	20	
1,1-Dichloroethane	0.0054	0.00050	mg/L	0.005000		108	70-130	0.6	20	
1,1-Dichloroethene	0.0054	0.00050	mg/L	0.005000		108	70-130	3	20	
1,1-Dichloropropene	0.0057	0.00050	mg/L	0.005000		114	70-130	1	20	
1,2,3-Trichlorobenzene	0.0052	0.00050	mg/L	0.005000		103	70-130	1	20	
1,2,3-Trichloropropane	0.0055	0.00050	mg/L	0.005000		110	70-130	0.7	20	
1,2,4-Trichlorobenzene	0.0050	0.00050	mg/L	0.005000		99	70-130	0	20	
1,2,4-Trimethylbenzene	0.0056	0.00050	mg/L	0.005000		112	70-130	2	20	
1,2-Dichlorobenzene	0.0056	0.00050	mg/L	0.005000		111	70-130	1	20	
1,2-Dichloroethane	0.0056	0.00050	mg/L	0.005000		112	70-130	0.4	20	
1,2-Dichloropropane	0.0055	0.00050	mg/L	0.005000		109	70-130	0	20	
1,3,5-Trimethylbenzene	0.0057	0.00050	mg/L	0.005000		113	70-130	3	20	
1,3-Dichlorobenzene	0.0055	0.00050	mg/L	0.005000		109	70-130	0.9	20	
1,3-Dichloropropane	0.0054	0.00050	mg/L	0.005000		109	70-130	0.9	20	
1,4-Dichlorobenzene	0.0056	0.00050	mg/L	0.005000		112	70-130	3	20	
2,2-Dichloropropane	0.0048	0.00050	mg/L	0.005000		97	70-130	1	20	
2-Chlorotoluene	0.0056	0.00050	mg/L	0.005000		111	70-130	5	20	
4-Chlorotoluene	0.0056	0.00050	mg/L	0.005000		112	70-130	3	20	
4-Isopropyltoluene	0.0055	0.00050	mg/L	0.005000		110	70-130	4	20	
Benzene	0.0054	0.00050	mg/L	0.005000		108	70-130	0.4	20	
Bromobenzene	0.0053	0.00050	mg/L	0.005000		107	70-130	1	20	
Bromochloromethane	0.0055	0.00050	mg/L	0.005000		109	70-130	5	20	
Bromodichloromethane	0.0053	0.00050	mg/L	0.005000		105	70-130	0.4	20	
Bromoform	0.0052	0.00050	mg/L	0.005000		105	70-130	1	20	
Bromomethane	0.0060	0.00050	mg/L	0.005000		119	70-130	3	20	
Carbon tetrachloride	0.0052	0.00050	mg/L	0.005000		104	70-130	3	20	
Chlorobenzene	0.0053	0.00050	mg/L	0.005000		105	70-130	0.6	20	
Chloroethane	0.0048	0.00050	mg/L	0.005000		97	70-130	0.4	20	
Chloroform	0.0040	0.00050	mg/L	0.005000		79	70-130	44	20	R6
Chloromethane	0.0050	0.00050	mg/L	0.005000		100	70-130	0	20	
cis-1,2-Dichloroethene	0.0055	0.00050	mg/L	0.005000		110	70-130	3	20	
cis-1,3-Dichloropropene	0.0049	0.00050	mg/L	0.005000		99	70-130	0.8	20	
Dibromochloromethane	0.0053	0.00050	mg/L	0.005000		106	70-130	0.4	20	
Dibromomethane	0.0055	0.00050	mg/L	0.005000		110	70-130	2	20	
Dichlorodifluoromethane	0.0047	0.00050	mg/L	0.005000		95	70-130	4	20	
Ethylbenzene	0.0055	0.00050	mg/L	0.005000		109	70-130	3	20	
Hexachlorobutadiene	0.0051	0.00050	mg/L	0.005000		101	70-130	5	20	
Isopropylbenzene	0.0055	0.00050	mg/L	0.005000		109	70-130	4	20	
Methyl tert-Butyl Ether (MTBE)	0.0040	0.00050	mg/L	0.005000		80	0-200	1	200	
Methylene chloride	0.0054	0.00050	mg/L	0.005000		109	70-130	3	20	
Naphthalene	0.0046	0.00050	mg/L	0.005000		93	70-130	3	20	
n-Butylbenzene	0.0055	0.00050	mg/L	0.005000		111	70-130	4	20	
n-Propylbenzene	0.0056	0.00050	mg/L	0.005000		111	70-130	2	20	
sec-Butylbenzene	0.0055	0.00050	mg/L	0.005000		110	70-130	3	20	
Styrene	0.0055	0.00050	mg/L	0.005000		110	70-130	4	20	

Client: University of Arizona- Risk Management Services
Project: Page Ranch
Work Order: 15D0632
Date Received: 04/22/2015

QC Summary

Analyte	Result	Reporting Limit	Units	Spike Level	Source Result	%REC	%REC Limits	RPD	RPD Limit	Qual
Batch 1504303 - EPA 524.2										
LCS Dup (1504303-BSD1)				Prepared & Analyzed: 04/29/2015						
tert-Butylbenzene	0.0056	0.00050	mg/L	0.005000		111	70-130	0.7	20	
Tetrachloroethene	0.0053	0.00050	mg/L	0.005000		105	70-130	3	20	
Toluene	0.0054	0.00050	mg/L	0.005000		108	70-130	0.2	20	
trans-1,2-Dichloroethene	0.0054	0.00050	mg/L	0.005000		108	70-130	3	20	
trans-1,3-Dichloropropene	0.0050	0.00050	mg/L	0.005000		99	70-130	2	20	
Trichloroethene	0.0051	0.00050	mg/L	0.005000		102	70-130	2	20	
Trichlorofluoromethane	0.0054	0.00050	mg/L	0.005000		108	70-130	2	20	
TTHMs	0.020	0.00050	mg/L				70-130	11	20	
Vinyl chloride	0.0052	0.00050	mg/L	0.005000		104	70-130	2	20	
Xylenes, Total	0.017	0.0015	mg/L				70-130	1	20	
Surrogate: 1,2-Dichlorobenzene-d4	*1.0*		*ug/L*	*1.000*		*102*	*70-130*			
Surrogate: 4-Bromofluorobenzene	*0.96*		*ug/L*	*1.000*		*96*	*70-130*			

Client: University of Arizona- Risk Management Services
Project: Page Ranch
Work Order: 15D0632
Date Received: 04/22/2015

QC Summary

Analyte	Result	Reporting Limit	Units	Spike Level	Source Result	%REC	%REC Limits	RPD	RPD Limit	Qual
Batch 1504243 - E300										
Blank (1504243-BLK1)				Prepared & Analyzed: 04/23/2015						
Chloride	ND	1.0	mg/L							
Sulfate	ND	5.0	mg/L							
LCS (1504243-BS1)				Prepared & Analyzed: 04/23/2015						
Chloride	11	1.0	mg/L	12.50		92	90-110			
Sulfate	12	5.0	mg/L	12.50		96	90-110			
LCS Dup (1504243-BSD1)				Prepared & Analyzed: 04/23/2015						
Chloride	11	1.0	mg/L	12.50		91	90-110	1	10	
Sulfate	12	5.0	mg/L	12.50		95	90-110	1	10	
Matrix Spike (1504243-MS1)	**Source: 15D0631-01**			Prepared & Analyzed: 04/23/2015						
Chloride	17	1.0	mg/L	12.50	6.2	89	80-120			
Sulfate	15	5.0	mg/L	12.50	3.2	90	80-120			
Matrix Spike Dup (1504243-MSD1)	**Source: 15D0631-01**			Prepared & Analyzed: 04/23/2015						
Chloride	17	1.0	mg/L	12.50	6.2	88	80-120	0.7	10	
Sulfate	14	5.0	mg/L	12.50	3.2	89	80-120	0.9	10	

TURNER LABORATORIES INC.
2445 N. Coyote Drive, Suite 104
Tucson, Arizona 85745
(520) 882-5880
Fax: (520) 882-9788
www.turnerlabs.com

CHAIN OF CUSTODY/LABORATORY ANALYSIS REQUEST FORM

TURNER WORK ORDER # 15D0e32 DATE 4/22/15 PAGE 1 OF 1

PROJECT NAME Page Ranch #
CONTACT NAME Lloyd Wundrock
COMPANY NAME UA Risk Management
ADDRESS PO Box 210300, Tucson, AZ 85721
PHONE 621-1790 FAX 621-3706
SAMPLER'S SIGNATURE [signature]

CIRCLE ANALYSIS REQUESTED AND/OR CHECK THE APPROPRIATE BOX

SAMPLE I.D.	DATE	TIME	LAB I.D.	SAMPLE MATRIX*	NUMBER OF CONTAINERS	Base Neutrals 625/8270	Acids	Volatile Organics 624/624.2/8260	THMS	HAA5	Pesticides 8081	PCB's 8082	NO_2	NO_3	TKN	Oil and Grease Grav. 1664A	VOA	TCLP Analysis Semi-VOA	Pest.	TCLP	Metals Total	Dissolved	RCRA8	Cyanide Total	Amen.	WAD	SDWA-INORGANICS PRIMARY	SECONDARY	MPN	Coliform Colilert	pH	Cr_6	Cl	COD	TSS	BOD	200.7 Metals	300.0 Anions	504
MW #3	4/22/15	1005		GW	11	X	X			X																									X	X	X		
Trip Blank							X																																

1. RELINQUISHED BY: [signature] Lloyd Wundrock Printed Name CofA Firm 04-22-15/1215 Date/Time

2. RECEIVED BY: [signature] Jeffrey G. Christian Printed Name UA Firm 4/22/15 1215 Date/Time

TURNAROUND REQUIREMENTS:
- [x] Standard (approx. 10 days)*
- [ ] Next Day [ ] 2 Day [ ] 5 Day*
- [ ] Email Preliminary Results To:

* Working Days

REPORT REQUIREMENTS:
- [ ] I. Routine Report
- [ ] II. Report (includes DUP, MS, MSD, as required, may be charged as samples)
- [x] III. Date Validation Report (Includes All Raw Data) Add 10% to invoice

INVOICE INFORMATION:
Account [ ] Y [ ] N
P.O. #
Bill to:

SAMPLE RECEIPT:
Total Containers 11
Temperature 2.1
[x] Wet Ice [ ] Blue Ice

3. RELINQUISHED BY: [signature] Jeffrey G. Christian Printed Name UA Firm 4/22/15 1324 Date/Time

4. RECEIVED BY: [signature] Brian Weyer Printed Name TURNER LABORATORIES, INC. Firm 4/22/15 1324 Date/Time

* LEGEND
- DW = DRINKING WATER
- GW = GROUNDWATER
- SD = SOLID
- SG = SLUDGE
- SL = SOIL
- ST = STORMWATER
- WW = WASTEWATER

SPECIAL INSTRUCTIONS/COMMENTS:

Compliance Analysis: [ ] Yes [ ] No	Custody Seals [ ]	Preservation Confirmation [x]
ADEQ Forms: [ ] Yes [ ] No	Container Intact [x]	Appropriate Head Space [x]
Mail ADEQ Forms: [ ] Yes [ ] No	COC / Labels Agree [x]	Received Within Hold Time [x]

Metals-Mn, Na Anions-Cl, SO$, QA/QC Level III Package
Hard Copy Report/Writable CD Send Report to ADEQ Electronically

May 15, 2015

Jeff Christensen
University of Arizona- Risk Management Services
PO Box 210300, RM A414
Tucson, AZ 85721

TEL (520) 621-5861
FAX (520) 621-3706

Work Order No.: 15D0634
Order Name: MW#4

RE: Page Ranch

Dear Jeff Christensen,

Turner Laboratories, Inc. received 2 sample(s) on 04/22/2015 for the analyses presented in the following report.

All results are intended to be considered in their entirety, and Turner Laboratories, Inc. is not responsible for use of less than the complete report. Results apply only to the samples analyzed. Samples will be disposed of 30 days after issue of our report unless special arrangements are made.

The pages that follow may contain sensitive, privileged or confidential information intended solely for the addressee named above. If you receive this message and are not the agent or employee of the addressee, this communication has been sent in error. Please do not disseminate or copy any of the attached and notify the sender immediately by telephone. Please also return the attached sheet(s) to the sender by mail.

Please call if you have any questions.

Respectfully submitted,

Turner Laboratories, Inc.
ADHS License AZ0066

Terri L. Garcia

Terri Garcia
Technical Director

Turner Laboratories, Inc.

Date: 05/15/2015

Client: University of Arizona- Risk Management Servic
Project: Page Ranch
Work Order: 15D0634
Date Received: 04/22/2015

Order: MW#4

Work Order Sample Summary

Lab Sample ID	Client Sample ID	Matrix	Collection Date/Time
15D0634-01	MW #4	Ground Water	04/22/2015 1200
15D0634-02	Trip Blank	Trip Blank	04/22/2015 1200

Client: University of Arizona- Risk Management Services
Project: Page Ranch
Work Order: 15D0634
Date Received: 04/22/2015

Case Narrative

EPA 524.2: Continuing Calibration Verification recovery of 1,1,1-trichloroethane was below acceptance limits on 4/28/2015. Sample 15D0634-02 a trip blank. There is insufficient sample volume available for re-analysis.

L5	The associated blank spike recovery was above laboratory/method acceptance limits. This analyte was not detected in the sample.
M3	The spike recovery value is unusable since the analyte concentration in the sample is disproportionate to the spike level. The associated LCS/LCSD recovery was acceptable.
M7	Matrix spike recovery was low. Data reported per ADEQ policy 0154.000. Matrix interference was confirmed.
N1	See case narrative.
N4	The Minimum Reporting Limit (MRL) verificataion check did not meet laboratory acceptance limits.
R13	MS/MSD RPD exceeded method acceptance limit. Matrix spike recovery was outside acceptance criteria. Batch precision and accuracy were demonstrated.
R4	MS/MSD RPD exceeded the method acceptance limit. Recovery met the acceptance criteria.
R6	LCS/LCSD RPD exceeded the method acceptance limit. Recovery met the acceptance criteria.
S12	Surrogate recovery was low. Data reported per ADEQ policy 0154.000.
V1	CCV recovery was above method acceptance limits. This target analyte was not detected in the sample.

All soil, sludge, and solid matrix determinations are reported on a wet weight basis unless otherwise noted.

ND	Not Detected at or above the PQL
PQL	Practical Quantitation Limit
DF	Dilution Factor

Turner Laboratories, Inc.

Date: 05/15/2015

Client: University of Arizona- Risk Management Se
Project: Page Ranch
Work Order: 15D0634
Lab Sample ID: 15D0634-01

Client Sample ID: MW #4
Collection Date/Time: 04/22/2015 1200
Matrix: Ground Water
Order Name: MW#4

Analyses	Result	PQL	Qual	Units	DF	Prep Date	Analysis Date	Analyst
ICP Total Metals-E200.7								
Manganese	0.15	0.020		mg/L	1	04/24/2015 0740	04/24/2015 1733	RAD
Sodium	30	5.0		mg/L	1	04/24/2015 0740	04/24/2015 1733	RAD
Anions by Ion Chromatography-E300								
Chloride	4.9	1.0		mg/L	1	04/23/2015 0947	04/23/2015 1702	MR
Sulfate	ND	5.0		mg/L	1	04/23/2015 0947	04/23/2015 1702	MR
EDB and DBCP-E504.1								
1,2-Dibromo-3-chloropropane	ND	0.000020		mg/L	1	05/04/2015 0838	05/04/2015 1945	MD
1,2-Dibromoethane	ND	0.000010		mg/L	1	05/04/2015 0838	05/04/2015 1945	MD
Surr: Tetrachloro-m-xylene	*112*	*70-130*		*%REC*	*1*	*05/04/2015 0838*	*05/04/2015 1945*	*MD*
Volatile Organic Compounds by GC/MS-EPA 524.2								
1,1,1,2-Tetrachloroethane	ND	0.00050		mg/L	1	04/28/2015 0937	04/28/2015 1555	KP
1,1,1-Trichloroethane	ND	0.00050		mg/L	1	04/28/2015 0937	04/29/2015 1537	KP
1,1,2,2-Tetrachloroethane	ND	0.00050		mg/L	1	04/28/2015 0937	04/28/2015 1555	KP
1,1,2-Trichloroethane	ND	0.00050		mg/L	1	04/28/2015 0937	04/28/2015 1555	KP
1,1-Dichloroethane	ND	0.00050		mg/L	1	04/28/2015 0937	04/28/2015 1555	KP
1,1-Dichloroethene	ND	0.00050		mg/L	1	04/28/2015 0937	04/28/2015 1555	KP
1,1-Dichloropropene	ND	0.00050		mg/L	1	04/28/2015 0937	04/28/2015 1555	KP
1,2,3-Trichlorobenzene	ND	0.00050		mg/L	1	04/28/2015 0937	04/28/2015 1555	KP
1,2,3-Trichloropropane	ND	0.00050		mg/L	1	04/28/2015 0937	04/28/2015 1555	KP
1,2,4-Trichlorobenzene	ND	0.00050		mg/L	1	04/28/2015 0937	04/28/2015 1555	KP
1,2,4-Trimethylbenzene	ND	0.00050		mg/L	1	04/28/2015 0937	04/28/2015 1555	KP
1,2-Dichlorobenzene	ND	0.00050		mg/L	1	04/28/2015 0937	04/28/2015 1555	KP
1,2-Dichloroethane	ND	0.00050		mg/L	1	04/28/2015 0937	04/28/2015 1555	KP
1,2-Dichloropropane	ND	0.00050		mg/L	1	04/28/2015 0937	04/28/2015 1555	KP
1,3,5-Trimethylbenzene	ND	0.00050		mg/L	1	04/28/2015 0937	04/28/2015 1555	KP
1,3-Dichlorobenzene	ND	0.00050		mg/L	1	04/28/2015 0937	04/28/2015 1555	KP
1,3-Dichloropropane	ND	0.00050		mg/L	1	04/28/2015 0937	04/28/2015 1555	KP
1,4-Dichlorobenzene	ND	0.00050		mg/L	1	04/28/2015 0937	04/28/2015 1555	KP
2,2-Dichloropropane	ND	0.00050		mg/L	1	04/28/2015 0937	04/28/2015 1555	KP
2-Chlorotoluene	ND	0.00050		mg/L	1	04/28/2015 0937	04/28/2015 1555	KP
4-Chlorotoluene	ND	0.00050		mg/L	1	04/28/2015 0937	04/28/2015 1555	KP
4-Isopropyltoluene	ND	0.00050		mg/L	1	04/28/2015 0937	04/28/2015 1555	KP
Benzene	ND	0.00050		mg/L	1	04/28/2015 0937	04/28/2015 1555	KP
Bromobenzene	ND	0.00050		mg/L	1	04/28/2015 0937	04/28/2015 1555	KP
Bromochloromethane	ND	0.00050		mg/L	1	04/28/2015 0937	04/28/2015 1555	KP
Bromodichloromethane	ND	0.00050		mg/L	1	04/28/2015 0937	04/28/2015 1555	KP
Bromoform	ND	0.00050		mg/L	1	04/28/2015 0937	04/28/2015 1555	KP

Turner Laboratories, Inc.

Date: 05/15/2015

Client: University of Arizona- Risk Management Se
Project: Page Ranch
Work Order: 15D0634
Lab Sample ID: 15D0634-01

Client Sample ID: MW #4
Collection Date/Time: 04/22/2015 1200
Matrix: Ground Water
Order Name: MW#4

Analyses	Result	PQL	Qual	Units	DF	Prep Date	Analysis Date	Analyst
Bromomethane	ND	0.00050	V1	mg/L	1	04/28/2015 0937	04/28/2015 1555	KP
Carbon tetrachloride	ND	0.00050		mg/L	1	04/28/2015 0937	04/28/2015 1555	KP
Chlorobenzene	ND	0.00050		mg/L	1	04/28/2015 0937	04/28/2015 1555	KP
Chloroethane	ND	0.00050		mg/L	1	04/28/2015 0937	04/28/2015 1555	KP
Chloroform	ND	0.00050		mg/L	1	04/28/2015 0937	04/28/2015 1555	KP
Chloromethane	ND	0.00050		mg/L	1	04/28/2015 0937	04/28/2015 1555	KP
cis-1,2-Dichloroethene	ND	0.00050		mg/L	1	04/28/2015 0937	04/28/2015 1555	KP
cis-1,3-Dichloropropene	ND	0.00050		mg/L	1	04/28/2015 0937	04/28/2015 1555	KP
Dibromochloromethane	ND	0.00050		mg/L	1	04/28/2015 0937	04/28/2015 1555	KP
Dibromomethane	ND	0.00050		mg/L	1	04/28/2015 0937	04/28/2015 1555	KP
Dichlorodifluoromethane	ND	0.00050		mg/L	1	04/28/2015 0937	04/28/2015 1555	KP
Ethylbenzene	ND	0.00050		mg/L	1	04/28/2015 0937	04/28/2015 1555	KP
Hexachlorobutadiene	ND	0.00050		mg/L	1	04/28/2015 0937	04/28/2015 1555	KP
Isopropylbenzene	ND	0.00050		mg/L	1	04/28/2015 0937	04/28/2015 1555	KP
Methylene chloride	ND	0.00050		mg/L	1	04/28/2015 0937	04/28/2015 1555	KP
Naphthalene	ND	0.00050	N4	mg/L	1	04/28/2015 0937	04/28/2015 1555	KP
n-Butylbenzene	ND	0.00050		mg/L	1	04/28/2015 0937	04/28/2015 1555	KP
n-Propylbenzene	ND	0.00050		mg/L	1	04/28/2015 0937	04/28/2015 1555	KP
sec-Butylbenzene	ND	0.00050		mg/L	1	04/28/2015 0937	04/28/2015 1555	KP
Styrene	ND	0.00050		mg/L	1	04/28/2015 0937	04/28/2015 1555	KP
tert-Butylbenzene	ND	0.00050		mg/L	1	04/28/2015 0937	04/28/2015 1555	KP
Tetrachloroethene	ND	0.00050		mg/L	1	04/28/2015 0937	04/28/2015 1555	KP
Toluene	ND	0.00050		mg/L	1	04/28/2015 0937	04/28/2015 1555	KP
trans-1,2-Dichloroethene	ND	0.00050		mg/L	1	04/28/2015 0937	04/28/2015 1555	KP
trans-1,3-Dichloropropene	ND	0.00050		mg/L	1	04/28/2015 0937	04/28/2015 1555	KP
Trichloroethene	ND	0.00050		mg/L	1	04/28/2015 0937	04/28/2015 1555	KP
Trichlorofluoromethane	ND	0.00050		mg/L	1	04/28/2015 0937	04/28/2015 1555	KP
TTHMs	ND	0.00050		mg/L	1	04/28/2015 0937	04/28/2015 1555	KP
Vinyl chloride	ND	0.00050		mg/L	1	04/28/2015 0937	04/28/2015 1555	KP
Xylenes, Total	ND	0.0015		mg/L	1	04/28/2015 0937	04/28/2015 1555	KP
Surr: 1,2-Dichlorobenzene-d4	*92*	*70-130*		*%REC*	*1*	*04/28/2015 0937*	*04/28/2015 1555*	*KP*
Surr: 1,2-Dichlorobenzene-d4	*98*	*70-130*		*%REC*	*1*	*04/28/2015 0937*	*04/29/2015 1537*	*KP*
Surr: 4-Bromofluorobenzene	*83*	*70-130*		*%REC*	*1*	*04/28/2015 0937*	*04/29/2015 1537*	*KP*
Surr: 4-Bromofluorobenzene	*76*	*70-130*		*%REC*	*1*	*04/28/2015 0937*	*04/28/2015 1555*	*KP*
Organochlorine Pesticides-SW8081A								
4,4´-DDD	ND	0.10		ug/L	1	04/24/2015 0839	04/30/2015 1756	MD
4,4´-DDE	ND	0.10		ug/L	1	04/24/2015 0839	04/30/2015 1756	MD
4,4´-DDT	ND	0.10		ug/L	1	04/24/2015 0839	04/30/2015 1756	MD
Aldrin	ND	0.10		ug/L	1	04/24/2015 0839	04/30/2015 1756	MD
alpha-BHC	ND	0.10		ug/L	1	04/24/2015 0839	04/30/2015 1756	MD
alpha-Chlordane	ND	0.10		ug/L	1	04/24/2015 0839	05/01/2015 1425	MD

Client: University of Arizona- Risk Management Se
Project: Page Ranch
Work Order: 15D0634
Lab Sample ID: 15D0634-01
Client Sample ID: MW #4
Collection Date/Time: 04/22/2015 1200
Matrix: Ground Water
Order Name: MW#4

Analyses	Result	PQL	Qual	Units	DF	Prep Date	Analysis Date	Analyst
beta-BHC	ND	0.10		ug/L	1	04/24/2015 0839	04/30/2015 1756	MD
delta-BHC	ND	0.10		ug/L	1	04/24/2015 0839	04/30/2015 1756	MD
Dieldrin	ND	0.10		ug/L	1	04/24/2015 0839	04/30/2015 1756	MD
Endosulfan I	ND	0.10		ug/L	1	04/24/2015 0839	04/30/2015 1756	MD
Endosulfan II	ND	0.10		ug/L	1	04/24/2015 0839	04/30/2015 1756	MD
Endosulfan sulfate	ND	0.10		ug/L	1	04/24/2015 0839	04/30/2015 1756	MD
Endrin	ND	0.10		ug/L	1	04/24/2015 0839	04/30/2015 1756	MD
Endrin aldehyde	ND	0.10		ug/L	1	04/24/2015 0839	04/30/2015 1756	MD
Endrin ketone	ND	0.10		ug/L	1	04/24/2015 0839	04/30/2015 1756	MD
gamma-BHC	ND	0.10		ug/L	1	04/24/2015 0839	04/30/2015 1756	MD
gamma-Chlordane	ND	0.10		ug/L	1	04/24/2015 0839	05/01/2015 1425	MD
Heptachlor	ND	0.10		ug/L	1	04/24/2015 0839	04/30/2015 1756	MD
Heptachlor epoxide	ND	0.10		ug/L	1	04/24/2015 0839	04/30/2015 1756	MD
Methoxychlor	ND	0.10		ug/L	1	04/24/2015 0839	04/30/2015 1756	MD
Toxaphene	ND	1.0		ug/L	1	04/24/2015 0839	04/30/2015 1756	MD
Surr: Decachlorobiphenyl	*91*	*38.8-124*		*%REC*	*1*	*04/24/2015 0839*	*04/30/2015 1756*	*MD*
Surr: Tetrachloro-m-xylene	*73*	*40-118.3*		*%REC*	*1*	*04/24/2015 0839*	*04/30/2015 1756*	*MD*
Semivolatile Organic Compounds-SW8270C								
1,2,4-Trichlorobenzene	ND	10		ug/L	1	04/27/2015 1400	04/30/2015 1840	MD
1,2-Dichlorobenzene	ND	10		ug/L	1	04/27/2015 1400	04/30/2015 1840	MD
1,3-Dichlorobenzene	ND	10		ug/L	1	04/27/2015 1400	04/30/2015 1840	MD
1,4-Dichlorobenzene	ND	10		ug/L	1	04/27/2015 1400	04/30/2015 1840	MD
2,4,5-Trichlorophenol	ND	10		ug/L	1	04/27/2015 1400	04/30/2015 1840	MD
2,4,6-Trichlorophenol	ND	10		ug/L	1	04/27/2015 1400	04/30/2015 1840	MD
2,4-Dichlorophenol	ND	10		ug/L	1	04/27/2015 1400	04/30/2015 1840	MD
2,4-Dimethylphenol	ND	10		ug/L	1	04/27/2015 1400	04/30/2015 1840	MD
2,4-Dinitrophenol	ND	50		ug/L	1	04/27/2015 1400	04/30/2015 1840	MD
2,4-Dinitrotoluene	ND	10		ug/L	1	04/27/2015 1400	04/30/2015 1840	MD
2,6-Dinitrotoluene	ND	10		ug/L	1	04/27/2015 1400	04/30/2015 1840	MD
2-Chloronaphthalene	ND	10		ug/L	1	04/27/2015 1400	04/30/2015 1840	MD
2-Chlorophenol	ND	10		ug/L	1	04/27/2015 1400	04/30/2015 1840	MD
2-Methylnaphthalene	ND	5.0		ug/L	1	04/27/2015 1400	04/30/2015 1840	MD
2-Methylphenol	ND	10		ug/L	1	04/27/2015 1400	04/30/2015 1840	MD
2-Nitroaniline	ND	20		ug/L	1	04/27/2015 1400	04/30/2015 1840	MD
2-Nitrophenol	ND	10		ug/L	1	04/27/2015 1400	04/30/2015 1840	MD
3,3´-Dichlorobenzidine	ND	20		ug/L	1	04/27/2015 1400	04/30/2015 1840	MD
3,4-Methylphenol	ND	10		ug/L	1	04/27/2015 1400	04/30/2015 1840	MD
3-Nitroaniline	ND	20		ug/L	1	04/27/2015 1400	04/30/2015 1840	MD
4,6-Dinitro-2-methylphenol	ND	20		ug/L	1	04/27/2015 1400	04/30/2015 1840	MD
4-Bromophenyl phenyl ether	ND	10		ug/L	1	04/27/2015 1400	04/30/2015 1840	MD
4-Chloro-3-methylphenol	ND	10		ug/L	1	04/27/2015 1400	04/30/2015 1840	MD

Turner Laboratories, Inc.

Date: 05/15/2015

Client:	University of Arizona- Risk Management Se	**Client Sample ID:**	MW #4
Project:	Page Ranch	**Collection Date/Time:**	04/22/2015 1200
Work Order:	15D0634	**Matrix:**	Ground Water
Lab Sample ID:	15D0634-01	**Order Name:**	MW#4

Analyses	Result	PQL	Qual	Units	DF	Prep Date	Analysis Date	Analyst
4-Chloroaniline	ND	20		ug/L	1	04/27/2015 1400	04/30/2015 1840	MD
4-Chlorophenyl phenyl ether	ND	10		ug/L	1	04/27/2015 1400	04/30/2015 1840	MD
4-Nitroaniline	ND	20		ug/L	1	04/27/2015 1400	04/30/2015 1840	MD
4-Nitrophenol	ND	50		ug/L	1	04/27/2015 1400	04/30/2015 1840	MD
Acenaphthene	ND	5.0		ug/L	1	04/27/2015 1400	04/30/2015 1840	MD
Acenaphthylene	ND	5.0		ug/L	1	04/27/2015 1400	04/30/2015 1840	MD
Aniline	ND	20		ug/L	1	04/27/2015 1400	04/30/2015 1840	MD
Anthracene	ND	5.0		ug/L	1	04/27/2015 1400	04/30/2015 1840	MD
Benzo[a]anthracene	ND	5.0		ug/L	1	04/27/2015 1400	04/30/2015 1840	MD
Benzo[a]pyrene	ND	5.0		ug/L	1	04/27/2015 1400	04/30/2015 1840	MD
Benzo[b,k]fluoranthene	ND	10		ug/L	1	04/27/2015 1400	04/30/2015 1840	MD
Benzo[g,h,i]perylene	ND	5.0		ug/L	1	04/27/2015 1400	04/30/2015 1840	MD
Benzoic acid	ND	50		ug/L	1	04/27/2015 1400	04/30/2015 1840	MD
Benzyl alcohol	ND	5.0		ug/L	1	04/27/2015 1400	04/30/2015 1840	MD
Bis(2-chloroethoxy)methane	ND	10		ug/L	1	04/27/2015 1400	04/30/2015 1840	MD
Bis(2-chloroethyl)ether	ND	10		ug/L	1	04/27/2015 1400	04/30/2015 1840	MD
Bis(2-chloroisopropyl)ether	ND	10		ug/L	1	04/27/2015 1400	04/30/2015 1840	MD
Bis(2-ethylhexyl)phthalate	ND	10		ug/L	1	04/27/2015 1400	04/30/2015 1840	MD
Butyl benzyl phthalate	ND	10		ug/L	1	04/27/2015 1400	04/30/2015 1840	MD
Chrysene	ND	5.0		ug/L	1	04/27/2015 1400	04/30/2015 1840	MD
Dibenzo[a,h]anthracene	ND	5.0		ug/L	1	04/27/2015 1400	04/30/2015 1840	MD
Dibenzofuran	ND	5.0		ug/L	1	04/27/2015 1400	04/30/2015 1840	MD
Diethyl phthalate	ND	10		ug/L	1	04/27/2015 1400	04/30/2015 1840	MD
Dimethyl phthalate	ND	10		ug/L	1	04/27/2015 1400	04/30/2015 1840	MD
Di-n-butyl phthalate	ND	10		ug/L	1	04/27/2015 1400	04/30/2015 1840	MD
Di-n-octyl phthalate	ND	10		ug/L	1	04/27/2015 1400	04/30/2015 1840	MD
Fluoranthene	ND	5.0		ug/L	1	04/27/2015 1400	04/30/2015 1840	MD
Fluorene	ND	5.0		ug/L	1	04/27/2015 1400	04/30/2015 1840	MD
Hexachlorobenzene	ND	10		ug/L	1	04/27/2015 1400	04/30/2015 1840	MD
Hexachlorobutadiene	ND	10		ug/L	1	04/27/2015 1400	04/30/2015 1840	MD
Hexachlorocyclopentadiene	ND	10		ug/L	1	04/27/2015 1400	04/30/2015 1840	MD
Hexachloroethane	ND	10		ug/L	1	04/27/2015 1400	04/30/2015 1840	MD
Indeno[1,2,3-cd]pyrene	ND	5.0		ug/L	1	04/27/2015 1400	04/30/2015 1840	MD
Isophorone	ND	10		ug/L	1	04/27/2015 1400	04/30/2015 1840	MD
Naphthalene	ND	5.0		ug/L	1	04/27/2015 1400	04/30/2015 1840	MD
Nitrobenzene	ND	10		ug/L	1	04/27/2015 1400	04/30/2015 1840	MD
N-Nitrosodimethylamine	ND	10		ug/L	1	04/27/2015 1400	04/30/2015 1840	MD
N-Nitrosodiphenylamine	ND	10		ug/L	1	04/27/2015 1400	04/30/2015 1840	MD
N-Nitrosodipropylamine	ND	10		ug/L	1	04/27/2015 1400	04/30/2015 1840	MD
Pentachlorophenol	ND	30		ug/L	1	04/27/2015 1400	04/30/2015 1840	MD
Phenanthrene	ND	5.0		ug/L	1	04/27/2015 1400	04/30/2015 1840	MD
Phenol	ND	10		ug/L	1	04/27/2015 1400	04/30/2015 1840	MD

Turner Laboratories, Inc.

Date: 05/15/2015

Client:	University of Arizona- Risk Management Se	**Client Sample ID:**	MW #4
Project:	Page Ranch	**Collection Date/Time:**	04/22/2015 1200
Work Order:	15D0634	**Matrix:**	Ground Water
Lab Sample ID:	15D0634-01	**Order Name:**	MW#4

Analyses	Result	PQL	Qual	Units	DF	Prep Date	Analysis Date	Analyst
Pyrene	ND	5.0		ug/L	1	04/27/2015 1400	04/30/2015 1840	MD
Surr: 2,4,6-Tribromophenol	*78*	*61-118*		*%REC*	*1*	*04/27/2015 1400*	*04/30/2015 1840*	*MD*
Surr: 2-Fluorobiphenyl	*58*	*30.9-111*		*%REC*	*1*	*04/27/2015 1400*	*04/30/2015 1840*	*MD*
Surr: 2-Fluorophenol	*41*	*15.2-68.1*		*%REC*	*1*	*04/27/2015 1400*	*04/30/2015 1840*	*MD*
Surr: 4-Terphenyl-d14	*58*	*0-123*		*%REC*	*1*	*04/27/2015 1400*	*04/30/2015 1840*	*MD*
Surr: Nitrobenzene-d5	*56*	*35-99*		*%REC*	*1*	*04/27/2015 1400*	*04/30/2015 1840*	*MD*
Surr: Phenol-d6	*43*	*0-115*		*%REC*	*1*	*04/27/2015 1400*	*04/30/2015 1840*	*MD*

Turner Laboratories, Inc.

Date: 05/15/2015

Client:	University of Arizona- Risk Management Se	**Client Sample ID:**	Trip Blank
Project:	Page Ranch	**Collection Date/Time:**	04/22/2015 1200
Work Order:	15D0634	**Matrix:**	Trip Blank
Lab Sample ID:	15D0634-02	**Order Name:**	MW#4

Analyses	Result	PQL	Qual	Units	DF	Prep Date	Analysis Date	Analyst
EDB and DBCP-E504.1								
1,2-Dibromo-3-chloropropane	ND	0.000020		mg/L	1	05/04/2015 0838	05/04/2015 2020	MD
1,2-Dibromoethane	ND	0.000010		mg/L	1	05/04/2015 0838	05/04/2015 2020	MD
Surr: Tetrachloro-m-xylene	*117*	*70-130*		*%REC*	*1*	*05/04/2015 0838*	*05/04/2015 2020*	*MD*
Volatile Organic Compounds by GC/MS-EPA 524.2								
1,1,1,2-Tetrachloroethane	ND	0.00050		mg/L	1	04/28/2015 0937	04/28/2015 1628	KP
1,1,1-Trichloroethane	ND	0.00050	N1	mg/L	1	04/28/2015 0937	04/28/2015 1628	KP
1,1,2,2-Tetrachloroethane	ND	0.00050		mg/L	1	04/28/2015 0937	04/28/2015 1628	KP
1,1,2-Trichloroethane	ND	0.00050		mg/L	1	04/28/2015 0937	04/28/2015 1628	KP
1,1-Dichloroethane	ND	0.00050		mg/L	1	04/28/2015 0937	04/28/2015 1628	KP
1,1-Dichloroethene	ND	0.00050		mg/L	1	04/28/2015 0937	04/28/2015 1628	KP
1,1-Dichloropropene	ND	0.00050		mg/L	1	04/28/2015 0937	04/28/2015 1628	KP
1,2,3-Trichlorobenzene	ND	0.00050		mg/L	1	04/28/2015 0937	04/28/2015 1628	KP
1,2,3-Trichloropropane	ND	0.00050		mg/L	1	04/28/2015 0937	04/28/2015 1628	KP
1,2,4-Trichlorobenzene	ND	0.00050		mg/L	1	04/28/2015 0937	04/28/2015 1628	KP
1,2,4-Trimethylbenzene	ND	0.00050		mg/L	1	04/28/2015 0937	04/28/2015 1628	KP
1,2-Dichlorobenzene	ND	0.00050		mg/L	1	04/28/2015 0937	04/28/2015 1628	KP
1,2-Dichloroethane	ND	0.00050		mg/L	1	04/28/2015 0937	04/28/2015 1628	KP
1,2-Dichloropropane	ND	0.00050		mg/L	1	04/28/2015 0937	04/28/2015 1628	KP
1,3,5-Trimethylbenzene	ND	0.00050		mg/L	1	04/28/2015 0937	04/28/2015 1628	KP
1,3-Dichlorobenzene	ND	0.00050		mg/L	1	04/28/2015 0937	04/28/2015 1628	KP
1,3-Dichloropropane	ND	0.00050		mg/L	1	04/28/2015 0937	04/28/2015 1628	KP
1,4-Dichlorobenzene	ND	0.00050		mg/L	1	04/28/2015 0937	04/28/2015 1628	KP
2,2-Dichloropropane	ND	0.00050		mg/L	1	04/28/2015 0937	04/28/2015 1628	KP
2-Chlorotoluene	ND	0.00050		mg/L	1	04/28/2015 0937	04/28/2015 1628	KP
4-Chlorotoluene	ND	0.00050		mg/L	1	04/28/2015 0937	04/28/2015 1628	KP
4-Isopropyltoluene	ND	0.00050		mg/L	1	04/28/2015 0937	04/28/2015 1628	KP
Benzene	ND	0.00050		mg/L	1	04/28/2015 0937	04/28/2015 1628	KP
Bromobenzene	ND	0.00050		mg/L	1	04/28/2015 0937	04/28/2015 1628	KP
Bromochloromethane	ND	0.00050		mg/L	1	04/28/2015 0937	04/28/2015 1628	KP
Bromodichloromethane	ND	0.00050		mg/L	1	04/28/2015 0937	04/28/2015 1628	KP
Bromoform	ND	0.00050		mg/L	1	04/28/2015 0937	04/28/2015 1628	KP
Bromomethane	ND	0.00050	V1	mg/L	1	04/28/2015 0937	04/28/2015 1628	KP
Carbon tetrachloride	ND	0.00050		mg/L	1	04/28/2015 0937	04/28/2015 1628	KP
Chlorobenzene	ND	0.00050		mg/L	1	04/28/2015 0937	04/28/2015 1628	KP
Chloroethane	ND	0.00050		mg/L	1	04/28/2015 0937	04/28/2015 1628	KP
Chloroform	ND	0.00050		mg/L	1	04/28/2015 0937	04/28/2015 1628	KP
Chloromethane	ND	0.00050		mg/L	1	04/28/2015 0937	04/28/2015 1628	KP
cis-1,2-Dichloroethene	ND	0.00050		mg/L	1	04/28/2015 0937	04/28/2015 1628	KP
cis-1,3-Dichloropropene	ND	0.00050		mg/L	1	04/28/2015 0937	04/28/2015 1628	KP
Dibromochloromethane	ND	0.00050		mg/L	1	04/28/2015 0937	04/28/2015 1628	KP

Turner Laboratories, Inc.

Date: 05/15/2015

Client:	University of Arizona- Risk Management Se	**Client Sample ID:**	Trip Blank
Project:	Page Ranch	**Collection Date/Time:**	04/22/2015 1200
Work Order:	15D0634	**Matrix:**	Trip Blank
Lab Sample ID:	15D0634-02	**Order Name:**	MW#4

Analyses	Result	PQL	Qual	Units	DF	Prep Date	Analysis Date	Analyst
Dibromomethane	ND	0.00050		mg/L	1	04/28/2015 0937	04/28/2015 1628	KP
Dichlorodifluoromethane	ND	0.00050		mg/L	1	04/28/2015 0937	04/28/2015 1628	KP
Ethylbenzene	ND	0.00050		mg/L	1	04/28/2015 0937	04/28/2015 1628	KP
Hexachlorobutadiene	ND	0.00050		mg/L	1	04/28/2015 0937	04/28/2015 1628	KP
Isopropylbenzene	ND	0.00050		mg/L	1	04/28/2015 0937	04/28/2015 1628	KP
Methylene chloride	ND	0.00050		mg/L	1	04/28/2015 0937	04/28/2015 1628	KP
Naphthalene	ND	0.00050	N4	mg/L	1	04/28/2015 0937	04/28/2015 1628	KP
n-Butylbenzene	ND	0.00050		mg/L	1	04/28/2015 0937	04/28/2015 1628	KP
n-Propylbenzene	ND	0.00050		mg/L	1	04/28/2015 0937	04/28/2015 1628	KP
sec-Butylbenzene	ND	0.00050		mg/L	1	04/28/2015 0937	04/28/2015 1628	KP
Styrene	ND	0.00050		mg/L	1	04/28/2015 0937	04/28/2015 1628	KP
tert-Butylbenzene	ND	0.00050		mg/L	1	04/28/2015 0937	04/28/2015 1628	KP
Tetrachloroethene	ND	0.00050		mg/L	1	04/28/2015 0937	04/28/2015 1628	KP
Toluene	ND	0.00050		mg/L	1	04/28/2015 0937	04/28/2015 1628	KP
trans-1,2-Dichloroethene	ND	0.00050		mg/L	1	04/28/2015 0937	04/28/2015 1628	KP
trans-1,3-Dichloropropene	ND	0.00050		mg/L	1	04/28/2015 0937	04/28/2015 1628	KP
Trichloroethene	ND	0.00050		mg/L	1	04/28/2015 0937	04/28/2015 1628	KP
Trichlorofluoromethane	ND	0.00050		mg/L	1	04/28/2015 0937	04/28/2015 1628	KP
TTHMs	ND	0.00050		mg/L	1	04/28/2015 0937	04/28/2015 1628	KP
Vinyl chloride	ND	0.00050		mg/L	1	04/28/2015 0937	04/28/2015 1628	KP
Xylenes, Total	ND	0.0015		mg/L	1	04/28/2015 0937	04/28/2015 1628	KP
Surr: 1,2-Dichlorobenzene-d4	*91*	*70-130*		*%REC*	*1*	*04/28/2015 0937*	*04/28/2015 1628*	*KP*
Surr: 4-Bromofluorobenzene	*84*	*70-130*		*%REC*	*1*	*04/28/2015 0937*	*04/28/2015 1628*	*KP*

Client: University of Arizona- Risk Management Services
Project: Page Ranch
Work Order: 15D0634
Date Received: 04/22/2015

QC Summary

Analyte	Result	Reporting Limit	Units	Spike Level	Source Result	%REC	%REC Limits	RPD	RPD Limit	Qual
Batch 1504261 - E200.7										
Blank (1504261-BLK1)				Prepared & Analyzed: 04/24/2015						
Manganese	ND	0.020	mg/L							
Sodium	ND	5.0	mg/L							
LCS (1504261-BS1)				Prepared & Analyzed: 04/24/2015						
Manganese	0.50	0.020	mg/L	0.5000		99	85-115			
Sodium	10	5.0	mg/L	10.00		103	85-115			
LCS Dup (1504261-BSD1)				Prepared & Analyzed: 04/24/2015						
Manganese	0.49	0.020	mg/L	0.5000		99	85-115	0.6	20	
Sodium	10	5.0	mg/L	10.00		102	85-115	1	20	
Matrix Spike (1504261-MS1)		**Source: 15D0498-02**		Prepared & Analyzed: 04/24/2015						
Manganese	0.52	0.020	mg/L	0.5000	0.056	92	70-130			
Sodium	130	5.0	mg/L	10.00	120	85	70-130			
Matrix Spike (1504261-MS2)		**Source: 15D0571-02**		Prepared & Analyzed: 04/24/2015						
Manganese	0.53	0.020	mg/L	0.5000	0.065	94	70-130			
Sodium	150	5.0	mg/L	10.00	150	45	70-130			M3
Matrix Spike (1504261-MS3)		**Source: 15D0631-01**		Prepared & Analyzed: 04/24/2015						
Manganese	0.57	0.020	mg/L	0.5000	0.090	95	70-130			
Sodium	41	5.0	mg/L	10.00	32	93	70-130			

Client: University of Arizona- Risk Management Services
Project: Page Ranch
Work Order: 15D0634
Date Received: 04/22/2015

QC Summary

Analyte	Result	Reporting Limit	Units	Spike Level	Source Result	%REC	%REC Limits	RPD	RPD Limit	Qual
Batch 1504251 - SW8081A										
Blank (1504251-BLK1)				Prepared: 04/24/2015 Analyzed: 04/30/2015						
4,4´-DDD	ND	0.10	ug/L							
4,4´-DDE	ND	0.10	ug/L							
4,4´-DDT	ND	0.10	ug/L							
Aldrin	ND	0.10	ug/L							
alpha-BHC	ND	0.10	ug/L							
alpha-Chlordane	ND	0.10	ug/L							
beta-BHC	ND	0.10	ug/L							
delta-BHC	ND	0.10	ug/L							
Dieldrin	ND	0.10	ug/L							
Endosulfan I	ND	0.10	ug/L							
Endosulfan II	ND	0.10	ug/L							
Endosulfan sulfate	ND	0.10	ug/L							
Endrin	ND	0.10	ug/L							
Endrin aldehyde	ND	0.10	ug/L							
Endrin ketone	ND	0.10	ug/L							
gamma-BHC	ND	0.10	ug/L							
gamma-Chlordane	ND	0.10	ug/L							
Heptachlor	ND	0.10	ug/L							
Heptachlor epoxide	ND	0.10	ug/L							
Methoxychlor	ND	0.10	ug/L							
Toxaphene	ND	1.0	ug/L							
Surrogate: Decachlorobiphenyl	*0.949*		*ug/L*	*1.000*		*95*	*38.8-124*			
Surrogate: Tetrachloro-m-xylene	*0.631*		*ug/L*	*1.000*		*63*	*40-118.3*			
LCS (1504251-BS1)				Prepared: 04/24/2015 Analyzed: 04/30/2015						
4,4´-DDT	1.1	0.10	ug/L	1.000		114	54.8-117.2			
Aldrin	0.41	0.10	ug/L	0.5000		81	53.1-105			
Dieldrin	0.71	0.10	ug/L	1.000		71	59.5-100.2			
Endrin	0.98	0.10	ug/L	1.000		98	58.1-100.7			
gamma-BHC	0.45	0.10	ug/L	0.5000		90	56.5-117.1			
Heptachlor	0.39	0.10	ug/L	0.5000		78	51.5-104.5			
Surrogate: Decachlorobiphenyl	*0.972*		*ug/L*	*1.000*		*97*	*54.4-123.3*			
Surrogate: Tetrachloro-m-xylene	*0.583*		*ug/L*	*1.000*		*58*	*37.5-105.7*			
LCS Dup (1504251-BSD1)				Prepared: 04/24/2015 Analyzed: 04/30/2015						
4,4´-DDT	1.2	0.10	ug/L	1.000		117	54.8-117.2	2	30	
Aldrin	0.42	0.10	ug/L	0.5000		83	53.1-105	3	30	
Dieldrin	0.72	0.10	ug/L	1.000		72	59.5-100.2	1	30	
Endrin	1.0	0.10	ug/L	1.000		100	58.1-100.7	2	30	
gamma-BHC	0.46	0.10	ug/L	0.5000		92	56.5-117.1	2	30	
Heptachlor	0.40	0.10	ug/L	0.5000		80	51.5-104.5	3	30	
Surrogate: Decachlorobiphenyl	*0.978*		*ug/L*	*1.000*		*98*	*54.4-123.3*			
Surrogate: Tetrachloro-m-xylene	*0.614*		*ug/L*	*1.000*		*61*	*37.5-105.7*			

Client: University of Arizona- Risk Management Services
Project: Page Ranch
Work Order: 15D0634
Date Received: 04/22/2015

QC Summary

Analyte	Result	Reporting Limit	Units	Spike Level	Source Result	%REC	%REC Limits	RPD	RPD Limit	Qual
Batch 1504251 - SW8081A										
Matrix Spike (1504251-MS1)		**Source: 15D0631-01**		Prepared: 04/24/2015 Analyzed: 04/30/2015						
4,4′-DDT	1.1	0.10	ug/L	1.003	ND	114	10.1-142.2			
Aldrin	0.40	0.10	ug/L	0.5015	ND	79	23.2-118.8			
Dieldrin	0.71	0.10	ug/L	1.003	ND	71	43.8-113.4			
Endrin	0.99	0.10	ug/L	1.003	ND	99	28.1-131.1			
gamma-BHC	0.42	0.10	ug/L	0.5015	ND	83	58-115.5			
Heptachlor	0.39	0.10	ug/L	0.5015	ND	77	32.4-137			
Surrogate: Decachlorobiphenyl	*0.972*		*ug/L*	*1.003*		*97*	*38.8-124*			
Surrogate: Tetrachloro-m-xylene	*0.545*		*ug/L*	*1.003*		*54*	*40-118.3*			
Matrix Spike Dup (1504251-MSD1)		**Source: 15D0631-01**		Prepared: 04/24/2015 Analyzed: 04/30/2015						
4,4′-DDT	1.1	0.10	ug/L	1.002	ND	114	10.1-142.2	0.7	30	
Aldrin	0.41	0.10	ug/L	0.5010	ND	82	23.2-118.8	4	30	
Dieldrin	0.71	0.10	ug/L	1.002	ND	71	43.8-113.4	0.2	30	
Endrin	0.99	0.10	ug/L	1.002	ND	99	28.1-131.1	0.1	30	
gamma-BHC	0.43	0.10	ug/L	0.5010	ND	86	58-115.5	3	30	
Heptachlor	0.41	0.10	ug/L	0.5010	ND	81	32.4-137	5	30	
Surrogate: Decachlorobiphenyl	*0.960*		*ug/L*	*1.002*		*96*	*38.8-124*			
Surrogate: Tetrachloro-m-xylene	*0.649*		*ug/L*	*1.002*		*65*	*40-118.3*			
Batch 1504268 - SW8270C										

Client: University of Arizona- Risk Management Services
Project: Page Ranch
Work Order: 15D0634
Date Received: 04/22/2015

QC Summary

Analyte	Result	Reporting Limit	Units	Spike Level	Source Result	%REC	%REC Limits	RPD	RPD Limit	Qual
Batch 1504268 - SW8270C										
Blank (1504268-BLK1)				Prepared: 04/27/2015 Analyzed: 04/30/2015						
1,2,4-Trichlorobenzene	ND	10	ug/L							
1,2-Dichlorobenzene	ND	10	ug/L							
1,3-Dichlorobenzene	ND	10	ug/L							
1,4-Dichlorobenzene	ND	10	ug/L							
2,4,5-Trichlorophenol	ND	10	ug/L							
2,4,6-Trichlorophenol	ND	10	ug/L							
2,4-Dichlorophenol	ND	10	ug/L							
2,4-Dimethylphenol	ND	10	ug/L							
2,4-Dinitrophenol	ND	50	ug/L							
2,4-Dinitrotoluene	ND	10	ug/L							
2,6-Dinitrotoluene	ND	10	ug/L							
2-Chloronaphthalene	ND	10	ug/L							
2-Chlorophenol	ND	10	ug/L							
2-Methylnaphthalene	ND	5.0	ug/L							
2-Methylphenol	ND	10	ug/L							
2-Nitroaniline	ND	20	ug/L							
2-Nitrophenol	ND	10	ug/L							
3,3´-Dichlorobenzidine	ND	20	ug/L							
3,4-Methylphenol	ND	10	ug/L							
3-Nitroaniline	ND	20	ug/L							
4,6-Dinitro-2-methylphenol	ND	20	ug/L							
4-Bromophenyl phenyl ether	ND	10	ug/L							
4-Chloro-3-methylphenol	ND	10	ug/L							
4-Chloroaniline	ND	20	ug/L							
4-Chlorophenyl phenyl ether	ND	10	ug/L							
4-Nitroaniline	ND	20	ug/L							
4-Nitrophenol	ND	50	ug/L							
Acenaphthene	ND	5.0	ug/L							
Acenaphthylene	ND	5.0	ug/L							
Aniline	ND	20	ug/L							
Anthracene	ND	5.0	ug/L							
Benzo[a]anthracene	ND	5.0	ug/L							
Benzo[a]pyrene	ND	5.0	ug/L							
Benzo[b,k]fluoranthene	ND	10	ug/L							
Benzo[g,h,i]perylene	ND	5.0	ug/L							
Benzoic acid	ND	50	ug/L							
Benzyl alcohol	ND	5.0	ug/L							
Bis(2-chloroethoxy)methane	ND	10	ug/L							
Bis(2-chloroethyl)ether	ND	10	ug/L							
Bis(2-chloroisopropyl)ether	ND	10	ug/L							
Bis(2-ethylhexyl)phthalate	ND	10	ug/L							
Butyl benzyl phthalate	ND	10	ug/L							
Chrysene	ND	5.0	ug/L							
Dibenzo[a,h]anthracene	ND	5.0	ug/L							
Dibenzofuran	ND	5.0	ug/L							
Diethyl phthalate	ND	10	ug/L							
Dimethyl phthalate	ND	10	ug/L							
Di-n-butyl phthalate	ND	10	ug/L							

Client: University of Arizona- Risk Management Services
Project: Page Ranch
Work Order: 15D0634
Date Received: 04/22/2015

QC Summary

Analyte	Result	Reporting Limit	Units	Spike Level	Source Result	%REC	%REC Limits	RPD	RPD Limit	Qual
Batch 1504268 - SW8270C										
Blank (1504268-BLK1)				Prepared: 04/27/2015 Analyzed: 04/30/2015						
Di-n-octyl phthalate	ND	10	ug/L							
Fluoranthene	ND	5.0	ug/L							
Fluorene	ND	5.0	ug/L							
Hexachlorobenzene	ND	10	ug/L							
Hexachlorobutadiene	ND	10	ug/L							
Hexachlorocyclopentadiene	ND	10	ug/L							
Hexachloroethane	ND	10	ug/L							
Indeno[1,2,3-cd]pyrene	ND	5.0	ug/L							
Isophorone	ND	10	ug/L							
Naphthalene	ND	5.0	ug/L							
Nitrobenzene	ND	10	ug/L							
N-Nitrosodimethylamine	ND	10	ug/L							
N-Nitrosodiphenylamine	ND	10	ug/L							
N-Nitrosodipropylamine	ND	10	ug/L							
Pentachlorophenol	ND	30	ug/L							
Phenanthrene	ND	5.0	ug/L							
Phenol	ND	10	ug/L							
Pyrene	ND	5.0	ug/L							
Surrogate: 2,4,6-Tribromophenol	*80.7*		*ug/L*	*100.0*		*81*	*61-118*			
Surrogate: 2-Fluorobiphenyl	*67.5*		*ug/L*	*100.0*		*67*	*30.9-111*			
Surrogate: 2-Fluorophenol	*46.0*		*ug/L*	*100.0*		*46*	*15.2-68.1*			
Surrogate: 4-Terphenyl-d14	*60.1*		*ug/L*	*100.0*		*60*	*0-123*			
Surrogate: Nitrobenzene-d5	*57.1*		*ug/L*	*100.0*		*57*	*35-99*			
Surrogate: Phenol-d6	*52.9*		*ug/L*	*100.0*		*53*	*0-115*			
LCS (1504268-BS1)				Prepared: 04/27/2015 Analyzed: 04/30/2015						
1,2,4-Trichlorobenzene	41	10	ug/L	50.00		82	29.5-92.8			
1,4-Dichlorobenzene	32	10	ug/L	50.00		63	21.9-69.5			
2,4-Dinitrotoluene	46	10	ug/L	50.00		91	40.6-90			L5
2-Chlorophenol	69	10	ug/L	100.0		69	33-82.4			
4-Chloro-3-methylphenol	88	10	ug/L	100.0		88	39.5-87.3			L5
4-Nitrophenol	90	50	ug/L	100.0		90	41.7-99.9			
Acenaphthene	42	5.0	ug/L	50.00		84	38.3-91.1			
N-Nitrosodipropylamine	46	10	ug/L	50.00		91	40.5-95.8			
Pentachlorophenol	100	30	ug/L	100.0		103	32.5-106			
Phenol	63	10	ug/L	100.0		63	8.08-78.4			
Pyrene	45	5.0	ug/L	50.00		90	34.9-95.9			
Surrogate: 2,4,6-Tribromophenol	*119*		*ug/L*	*100.0*		*119*	*56.4-119*			
Surrogate: 2-Fluorobiphenyl	*81.6*		*ug/L*	*100.0*		*82*	*39.7-99.4*			
Surrogate: 2-Fluorophenol	*59.5*		*ug/L*	*100.0*		*59*	*24.4-64.9*			
Surrogate: 4-Terphenyl-d14	*59.2*		*ug/L*	*100.0*		*59*	*28.3-82.4*			
Surrogate: Nitrobenzene-d5	*83.7*		*ug/L*	*100.0*		*84*	*38.4-84.6*			
Surrogate: Phenol-d6	*67.5*		*ug/L*	*100.0*		*68*	*18.3-88.5*			

Client: University of Arizona- Risk Management Services
Project: Page Ranch
Work Order: 15D0634
Date Received: 04/22/2015

QC Summary

Analyte	Result	Reporting Limit	Units	Spike Level	Source Result	%REC	%REC Limits	RPD	RPD Limit	Qual
Batch 1504268 - SW8270C										
LCS Dup (1504268-BSD1)				Prepared: 04/27/2015 Analyzed: 04/30/2015						
1,2,4-Trichlorobenzene	34	10	ug/L	50.00		68	29.5-92.8	18	30	
1,4-Dichlorobenzene	28	10	ug/L	50.00		56	21.9-69.5	13	30	
2,4-Dinitrotoluene	39	10	ug/L	50.00		78	40.6-90	16	30	
2-Chlorophenol	62	10	ug/L	100.0		62	33-82.4	12	30	
4-Chloro-3-methylphenol	74	10	ug/L	100.0		74	39.5-87.3	17	30	
4-Nitrophenol	77	50	ug/L	100.0		77	41.7-99.9	16	30	
Acenaphthene	36	5.0	ug/L	50.00		71	38.3-91.1	16	30	
N-Nitrosodipropylamine	41	10	ug/L	50.00		82	40.5-95.8	10	30	
Pentachlorophenol	85	30	ug/L	100.0		85	32.5-106	19	30	
Phenol	58	10	ug/L	100.0		58	8.08-78.4	9	30	
Pyrene	39	5.0	ug/L	50.00		78	34.9-95.9	15	30	
Surrogate: 2,4,6-Tribromophenol	*99.6*		*ug/L*	*100.0*		*100*	*56.4-119*			
Surrogate: 2-Fluorobiphenyl	*70.0*		*ug/L*	*100.0*		*70*	*39.7-99.4*			
Surrogate: 2-Fluorophenol	*52.5*		*ug/L*	*100.0*		*52*	*24.4-64.9*			
Surrogate: 4-Terphenyl-d14	*57.7*		*ug/L*	*100.0*		*58*	*28.3-82.4*			
Surrogate: Nitrobenzene-d5	*70.0*		*ug/L*	*100.0*		*70*	*38.4-84.6*			
Surrogate: Phenol-d6	*61.6*		*ug/L*	*100.0*		*62*	*18.3-88.5*			
Matrix Spike (1504268-MS1)		**Source: 15D0631-01**		Prepared: 04/27/2015 Analyzed: 04/30/2015						
1,2,4-Trichlorobenzene	18	10	ug/L	50.25	ND	36	26.6-89.9			
1,4-Dichlorobenzene	13	10	ug/L	50.25	ND	26	19.9-65.5			
2,4-Dinitrotoluene	26	10	ug/L	50.25	ND	51	34-105			
2-Chlorophenol	34	10	ug/L	100.5	ND	34	36.6-79.1			M7
4-Chloro-3-methylphenol	43	10	ug/L	100.5	ND	43	37.3-97.9			
4-Nitrophenol	48	50	ug/L	100.5	ND	47	13.5-140			
Acenaphthene	23	5.0	ug/L	50.25	ND	45	33.3-99.9			
N-Nitrosodipropylamine	21	10	ug/L	50.25	ND	42	24.1-125			
Pentachlorophenol	51	30	ug/L	100.5	ND	50	16.1-135			
Phenol	35	10	ug/L	100.5	ND	35	13.6-83.9			
Pyrene	24	5.0	ug/L	50.25	ND	48	5.95-112			
Surrogate: 2,4,6-Tribromophenol	*59.2*		*ug/L*	*100.5*		*59*	*61-118*			*S12*
Surrogate: 2-Fluorobiphenyl	*47.0*		*ug/L*	*100.5*		*47*	*30.9-111*			
Surrogate: 2-Fluorophenol	*27.1*		*ug/L*	*100.5*		*27*	*15.2-68.1*			
Surrogate: 4-Terphenyl-d14	*43.1*		*ug/L*	*100.5*		*43*	*0-123*			
Surrogate: Nitrobenzene-d5	*36.2*		*ug/L*	*100.5*		*36*	*35-99*			
Surrogate: Phenol-d6	*35.4*		*ug/L*	*100.5*		*35*	*0-115*			

Client: University of Arizona- Risk Management Services
Project: Page Ranch
Work Order: 15D0634
Date Received: 04/22/2015

QC Summary

Analyte	Result	Reporting Limit	Units	Spike Level	Source Result	%REC	%REC Limits	RPD	RPD Limit	Qual
Batch 1504268 - SW8270C										
Matrix Spike Dup (1504268-MSD1)		**Source: 15D0631-01**		Prepared: 04/27/2015 Analyzed: 04/30/2015						
1,2,4-Trichlorobenzene	31	10	ug/L	50.05	ND	62	26.6-89.9	52	30	R4
1,4-Dichlorobenzene	23	10	ug/L	50.05	ND	46	19.9-65.5	53	30	R4
2,4-Dinitrotoluene	41	10	ug/L	50.05	ND	82	34-105	45	30	R4
2-Chlorophenol	53	10	ug/L	100.1	ND	53	36.6-79.1	44	30	R13
4-Chloro-3-methylphenol	67	10	ug/L	100.1	ND	67	37.3-97.9	44	30	R4
4-Nitrophenol	72	50	ug/L	100.1	ND	72	13.5-140	41	30	R4
Acenaphthene	37	5.0	ug/L	50.05	ND	73	33.3-99.9	46	30	R4
N-Nitrosodipropylamine	36	10	ug/L	50.05	ND	72	24.1-125	53	30	R4
Pentachlorophenol	74	30	ug/L	100.1	ND	74	16.1-135	38	30	R4
Phenol	55	10	ug/L	100.1	ND	55	13.6-83.9	45	30	R4
Pyrene	34	5.0	ug/L	50.05	ND	69	5.95-112	35	30	R4
Surrogate: 2,4,6-Tribromophenol	*87.0*		*ug/L*	*100.1*		*87*	*61-118*			
Surrogate: 2-Fluorobiphenyl	*80.9*		*ug/L*	*100.1*		*81*	*30.9-111*			
Surrogate: 2-Fluorophenol	*45.0*		*ug/L*	*100.1*		*45*	*15.2-68.1*			
Surrogate: 4-Terphenyl-d14	*62.6*		*ug/L*	*100.1*		*63*	*0-123*			
Surrogate: Nitrobenzene-d5	*60.9*		*ug/L*	*100.1*		*61*	*35-99*			
Surrogate: Phenol-d6	*57.6*		*ug/L*	*100.1*		*58*	*0-115*			
Batch 1505018 - E504.1										
Blank (1505018-BLK1)				Prepared & Analyzed: 05/04/2015						
1,2-Dibromo-3-chloropropane	ND	0.000020	mg/L							
1,2-Dibromoethane	ND	0.000010	mg/L							
Surrogate: Tetrachloro-m-xylene	*0.000234*		*mg/L*	*0.0002000*		*117*	*70-130*			
LCS (1505018-BS1)				Prepared & Analyzed: 05/04/2015						
1,2-Dibromo-3-chloropropane	0.00025	0.000020	mg/L	0.0002500		99	70-130			
1,2-Dibromoethane	0.00024	0.000010	mg/L	0.0002500		94	70-130			
Surrogate: Tetrachloro-m-xylene	*0.000241*		*mg/L*	*0.0002000*		*120*	*70-130*			
LCS Dup (1505018-BSD1)				Prepared & Analyzed: 05/04/2015						
1,2-Dibromo-3-chloropropane	0.00024	0.000020	mg/L	0.0002500		97	70-130	2	30	
1,2-Dibromoethane	0.00025	0.000010	mg/L	0.0002500		100	70-130	6	30	
Surrogate: Tetrachloro-m-xylene	*0.000237*		*mg/L*	*0.0002000*		*118*	*70-130*			
Matrix Spike (1505018-MS1)		**Source: 15D0631-01**		Prepared & Analyzed: 05/04/2015						
1,2-Dibromo-3-chloropropane	0.00024	0.000020	mg/L	0.0002500	ND	95	70-130			
1,2-Dibromoethane	0.00023	0.000010	mg/L	0.0002500	ND	94	70-130			
Surrogate: Tetrachloro-m-xylene	*0.000233*		*mg/L*	*0.0002000*		*116*	*70-130*			

Client: University of Arizona- Risk Management Services
Project: Page Ranch
Work Order: 15D0634
Date Received: 04/22/2015

QC Summary

Analyte	Result	Reporting Limit	Units	Spike Level	Source Result	%REC	%REC Limits	RPD	RPD Limit	Qual
Batch 1504286 - EPA 524.2										

Client: University of Arizona- Risk Management Services
Project: Page Ranch
Work Order: 15D0634
Date Received: 04/22/2015

QC Summary

Analyte	Result	Reporting Limit	Units	Spike Level	Source Result	%REC	%REC Limits	RPD	RPD Limit	Qual
Batch 1504286 - EPA 524.2										
Blank (1504286-BLK1)				Prepared & Analyzed: 04/28/2015						
1,1,1,2-Tetrachloroethane	ND	0.00050	mg/L							
1,1,1-Trichloroethane	ND	0.00050	mg/L							
1,1,2,2-Tetrachloroethane	ND	0.00050	mg/L							
1,1,2-Trichloroethane	ND	0.00050	mg/L							
1,1-Dichloroethane	ND	0.00050	mg/L							
1,1-Dichloroethene	ND	0.00050	mg/L							
1,1-Dichloropropene	ND	0.00050	mg/L							
1,2,3-Trichlorobenzene	ND	0.00050	mg/L							
1,2,3-Trichloropropane	ND	0.00050	mg/L							
1,2,4-Trichlorobenzene	ND	0.00050	mg/L							
1,2,4-Trimethylbenzene	ND	0.00050	mg/L							
1,2-Dichlorobenzene	ND	0.00050	mg/L							
1,2-Dichloroethane	ND	0.00050	mg/L							
1,2-Dichloropropane	ND	0.00050	mg/L							
1,3,5-Trimethylbenzene	ND	0.00050	mg/L							
1,3-Dichlorobenzene	ND	0.00050	mg/L							
1,3-Dichloropropane	ND	0.00050	mg/L							
1,4-Dichlorobenzene	ND	0.00050	mg/L							
2,2-Dichloropropane	ND	0.00050	mg/L							
2-Chlorotoluene	ND	0.00050	mg/L							
4-Chlorotoluene	ND	0.00050	mg/L							
4-Isopropyltoluene	ND	0.00050	mg/L							
Benzene	ND	0.00050	mg/L							
Bromobenzene	ND	0.00050	mg/L							
Bromochloromethane	ND	0.00050	mg/L							
Bromodichloromethane	ND	0.00050	mg/L							
Bromoform	ND	0.00050	mg/L							
Bromomethane	ND	0.00050	mg/L							
Carbon tetrachloride	ND	0.00050	mg/L							
Chlorobenzene	ND	0.00050	mg/L							
Chloroethane	ND	0.00050	mg/L							
Chloroform	ND	0.00050	mg/L							
Chloromethane	ND	0.00050	mg/L							
cis-1,2-Dichloroethene	ND	0.00050	mg/L							
cis-1,3-Dichloropropene	ND	0.00050	mg/L							
Dibromochloromethane	ND	0.00050	mg/L							
Dibromomethane	ND	0.00050	mg/L							
Dichlorodifluoromethane	ND	0.00050	mg/L							
Ethylbenzene	ND	0.00050	mg/L							
Hexachlorobutadiene	ND	0.00050	mg/L							
Isopropylbenzene	ND	0.00050	mg/L							
Methylene chloride	ND	0.00050	mg/L							
Naphthalene	ND	0.00050	mg/L							
n-Butylbenzene	ND	0.00050	mg/L							
n-Propylbenzene	ND	0.00050	mg/L							
sec-Butylbenzene	ND	0.00050	mg/L							
Styrene	ND	0.00050	mg/L							
tert-Butylbenzene	ND	0.00050	mg/L							

Client: University of Arizona- Risk Management Services
Project: Page Ranch
Work Order: 15D0634
Date Received: 04/22/2015

QC Summary

Analyte	Result	Reporting Limit	Units	Spike Level	Source Result	%REC	%REC Limits	RPD	RPD Limit	Qual
Batch 1504286 - EPA 524.2										
Blank (1504286-BLK1)				Prepared & Analyzed: 04/28/2015						
Tetrachloroethene	ND	0.00050	mg/L							
Toluene	ND	0.00050	mg/L							
trans-1,2-Dichloroethene	ND	0.00050	mg/L							
trans-1,3-Dichloropropene	ND	0.00050	mg/L							
Trichloroethene	ND	0.00050	mg/L							
Trichlorofluoromethane	ND	0.00050	mg/L							
TTHMs	ND	0.00050	mg/L							
Vinyl chloride	ND	0.00050	mg/L							
Xylenes, Total	ND	0.0015	mg/L							
Surrogate: 1,2-Dichlorobenzene-d4	*0.86*		*ug/L*	*1.000*		*86*	*70-130*			
Surrogate: 4-Bromofluorobenzene	*0.92*		*ug/L*	*1.000*		*92*	*70-130*			

Client: University of Arizona- Risk Management Services
Project: Page Ranch
Work Order: 15D0634
Date Received: 04/22/2015

QC Summary

Analyte	Result	Reporting Limit	Units	Spike Level	Source Result	%REC	%REC Limits	RPD	RPD Limit	Qual
Batch 1504286 - EPA 524.2										
LCS (1504286-BS1)				Prepared & Analyzed: 04/28/2015						
1,1,1,2-Tetrachloroethane	0.0054	0.00050	mg/L	0.005000		107	70-130			
1,1,1-Trichloroethane	0.0038	0.00050	mg/L	0.005000		76	70-130			
1,1,2,2-Tetrachloroethane	0.0056	0.00050	mg/L	0.005000		112	70-130			
1,1,2-Trichloroethane	0.0055	0.00050	mg/L	0.005000		111	70-130			
1,1-Dichloroethane	0.0057	0.00050	mg/L	0.005000		114	70-130			
1,1-Dichloroethene	0.0059	0.00050	mg/L	0.005000		117	70-130			
1,1-Dichloropropene	0.0060	0.00050	mg/L	0.005000		121	70-130			
1,2,3-Trichlorobenzene	0.0051	0.00050	mg/L	0.005000		102	70-130			
1,2,3-Trichloropropane	0.0058	0.00050	mg/L	0.005000		115	70-130			
1,2,4-Trichlorobenzene	0.0046	0.00050	mg/L	0.005000		93	70-130			
1,2,4-Trimethylbenzene	0.0058	0.00050	mg/L	0.005000		116	70-130			
1,2-Dichlorobenzene	0.0055	0.00050	mg/L	0.005000		111	70-130			
1,2-Dichloroethane	0.0058	0.00050	mg/L	0.005000		115	70-130			
1,2-Dichloropropane	0.0056	0.00050	mg/L	0.005000		112	70-130			
1,3,5-Trimethylbenzene	0.0059	0.00050	mg/L	0.005000		117	70-130			
1,3-Dichlorobenzene	0.0055	0.00050	mg/L	0.005000		110	70-130			
1,3-Dichloropropane	0.0055	0.00050	mg/L	0.005000		110	70-130			
1,4-Dichlorobenzene	0.0058	0.00050	mg/L	0.005000		116	70-130			
2,2-Dichloropropane	0.0053	0.00050	mg/L	0.005000		106	70-130			
2-Chlorotoluene	0.0059	0.00050	mg/L	0.005000		118	70-130			
4-Chlorotoluene	0.0058	0.00050	mg/L	0.005000		116	70-130			
4-Isopropyltoluene	0.0058	0.00050	mg/L	0.005000		115	70-130			
Benzene	0.0057	0.00050	mg/L	0.005000		114	70-130			
Bromobenzene	0.0054	0.00050	mg/L	0.005000		107	70-130			
Bromochloromethane	0.0058	0.00050	mg/L	0.005000		115	70-130			
Bromodichloromethane	0.0053	0.00050	mg/L	0.005000		106	70-130			
Bromoform	0.0054	0.00050	mg/L	0.005000		107	70-130			
Bromomethane	0.0065	0.00050	mg/L	0.005000		129	70-130			
Carbon tetrachloride	0.0055	0.00050	mg/L	0.005000		109	70-130			
Chlorobenzene	0.0054	0.00050	mg/L	0.005000		107	70-130			
Chloroethane	0.0051	0.00050	mg/L	0.005000		101	70-130			
Chloroform	0.0044	0.00050	mg/L	0.005000		88	70-130			
Chloromethane	0.0052	0.00050	mg/L	0.005000		104	70-130			
cis-1,2-Dichloroethene	0.0059	0.00050	mg/L	0.005000		117	70-130			
cis-1,3-Dichloropropene	0.0051	0.00050	mg/L	0.005000		101	70-130			
Dibromochloromethane	0.0055	0.00050	mg/L	0.005000		110	70-130			
Dibromomethane	0.0056	0.00050	mg/L	0.005000		112	70-130			
Dichlorodifluoromethane	0.0052	0.00050	mg/L	0.005000		105	70-130			
Ethylbenzene	0.0058	0.00050	mg/L	0.005000		116	70-130			
Hexachlorobutadiene	0.0051	0.00050	mg/L	0.005000		102	70-130			
Isopropylbenzene	0.0059	0.00050	mg/L	0.005000		118	70-130			
Methyl tert-Butyl Ether (MTBE)	0.0039	0.00050	mg/L	0.005000		79	0-200			
Methylene chloride	0.0056	0.00050	mg/L	0.005000		113	70-130			
Naphthalene	0.0042	0.00050	mg/L	0.005000		84	70-130			
n-Butylbenzene	0.0059	0.00050	mg/L	0.005000		117	70-130			
n-Propylbenzene	0.0059	0.00050	mg/L	0.005000		117	70-130			
sec-Butylbenzene	0.0059	0.00050	mg/L	0.005000		118	70-130			
Styrene	0.0058	0.00050	mg/L	0.005000		116	70-130			

Client: University of Arizona- Risk Management Services
Project: Page Ranch
Work Order: 15D0634
Date Received: 04/22/2015

QC Summary

Analyte	Result	Reporting Limit	Units	Spike Level	Source Result	%REC	%REC Limits	RPD	RPD Limit	Qual
Batch 1504286 - EPA 524.2										
LCS (1504286-BS1)				Prepared & Analyzed: 04/28/2015						
tert-Butylbenzene	0.0057	0.00050	mg/L	0.005000		115	70-130			
Tetrachloroethene	0.0057	0.00050	mg/L	0.005000		113	70-130			
Toluene	0.0056	0.00050	mg/L	0.005000		112	70-130			
trans-1,2-Dichloroethene	0.0058	0.00050	mg/L	0.005000		115	70-130			
trans-1,3-Dichloropropene	0.0048	0.00050	mg/L	0.005000		97	70-130			
Trichloroethene	0.0054	0.00050	mg/L	0.005000		108	70-130			
Trichlorofluoromethane	0.0057	0.00050	mg/L	0.005000		114	70-130			
TTHMs	0.021	0.00050	mg/L				70-130			
Vinyl chloride	0.0055	0.00050	mg/L	0.005000		109	70-130			
Xylenes, Total	0.018	0.0015	mg/L				70-130			
Surrogate: 1,2-Dichlorobenzene-d4	*1.0*		*ug/L*	*1.000*		*100*	*70-130*			
Surrogate: 4-Bromofluorobenzene	*1.0*		*ug/L*	*1.000*		*101*	*70-130*			

Client: University of Arizona- Risk Management Services
Project: Page Ranch
Work Order: 15D0634
Date Received: 04/22/2015

QC Summary

Analyte	Result	Reporting Limit	Units	Spike Level	Source Result	%REC	%REC Limits	RPD	RPD Limit	Qual
Batch 1504286 - EPA 524.2										
LCS Dup (1504286-BSD1)				Prepared & Analyzed: 04/28/2015						
1,1,1,2-Tetrachloroethane	0.0053	0.00050	mg/L	0.005000		106	70-130	1	20	
1,1,1-Trichloroethane	0.0050	0.00050	mg/L	0.005000		99	70-130	27	20	R6
1,1,2,2-Tetrachloroethane	0.0053	0.00050	mg/L	0.005000		107	70-130	5	20	
1,1,2-Trichloroethane	0.0052	0.00050	mg/L	0.005000		104	70-130	6	20	
1,1-Dichloroethane	0.0053	0.00050	mg/L	0.005000		106	70-130	8	20	
1,1-Dichloroethene	0.0057	0.00050	mg/L	0.005000		113	70-130	3	20	
1,1-Dichloropropene	0.0056	0.00050	mg/L	0.005000		112	70-130	8	20	
1,2,3-Trichlorobenzene	0.0051	0.00050	mg/L	0.005000		101	70-130	0.6	20	
1,2,3-Trichloropropane	0.0052	0.00050	mg/L	0.005000		104	70-130	10	20	
1,2,4-Trichlorobenzene	0.0049	0.00050	mg/L	0.005000		97	70-130	5	20	
1,2,4-Trimethylbenzene	0.0055	0.00050	mg/L	0.005000		109	70-130	6	20	
1,2-Dichlorobenzene	0.0053	0.00050	mg/L	0.005000		106	70-130	5	20	
1,2-Dichloroethane	0.0054	0.00050	mg/L	0.005000		109	70-130	6	20	
1,2-Dichloropropane	0.0052	0.00050	mg/L	0.005000		104	70-130	7	20	
1,3,5-Trimethylbenzene	0.0055	0.00050	mg/L	0.005000		110	70-130	6	20	
1,3-Dichlorobenzene	0.0052	0.00050	mg/L	0.005000		104	70-130	5	20	
1,3-Dichloropropane	0.0053	0.00050	mg/L	0.005000		105	70-130	4	20	
1,4-Dichlorobenzene	0.0054	0.00050	mg/L	0.005000		109	70-130	7	20	
2,2-Dichloropropane	0.0047	0.00050	mg/L	0.005000		94	70-130	11	20	
2-Chlorotoluene	0.0055	0.00050	mg/L	0.005000		109	70-130	7	20	
4-Chlorotoluene	0.0055	0.00050	mg/L	0.005000		109	70-130	6	20	
4-Isopropyltoluene	0.0055	0.00050	mg/L	0.005000		109	70-130	5	20	
Benzene	0.0054	0.00050	mg/L	0.005000		108	70-130	5	20	
Bromobenzene	0.0052	0.00050	mg/L	0.005000		104	70-130	3	20	
Bromochloromethane	0.0051	0.00050	mg/L	0.005000		102	70-130	12	20	
Bromodichloromethane	0.0051	0.00050	mg/L	0.005000		101	70-130	5	20	
Bromoform	0.0051	0.00050	mg/L	0.005000		101	70-130	6	20	
Bromomethane	0.0059	0.00050	mg/L	0.005000		118	70-130	9	20	
Carbon tetrachloride	0.0051	0.00050	mg/L	0.005000		102	70-130	7	20	
Chlorobenzene	0.0051	0.00050	mg/L	0.005000		101	70-130	5	20	
Chloroethane	0.0049	0.00050	mg/L	0.005000		98	70-130	3	20	
Chloroform	0.0061	0.00050	mg/L	0.005000		122	70-130	32	20	R6
Chloromethane	0.0048	0.00050	mg/L	0.005000		97	70-130	8	20	
cis-1,2-Dichloroethene	0.0052	0.00050	mg/L	0.005000		105	70-130	12	20	
cis-1,3-Dichloropropene	0.0049	0.00050	mg/L	0.005000		97	70-130	4	20	
Dibromochloromethane	0.0052	0.00050	mg/L	0.005000		103	70-130	6	20	
Dibromomethane	0.0052	0.00050	mg/L	0.005000		104	70-130	7	20	
Dichlorodifluoromethane	0.0050	0.00050	mg/L	0.005000		99	70-130	5	20	
Ethylbenzene	0.0055	0.00050	mg/L	0.005000		109	70-130	6	20	
Hexachlorobutadiene	0.0051	0.00050	mg/L	0.005000		102	70-130	0	20	
Isopropylbenzene	0.0054	0.00050	mg/L	0.005000		107	70-130	9	20	
Methyl tert-Butyl Ether (MTBE)	0.0038	0.00050	mg/L	0.005000		76	0-200	4	200	
Methylene chloride	0.0054	0.00050	mg/L	0.005000		108	70-130	4	20	
Naphthalene	0.0044	0.00050	mg/L	0.005000		88	70-130	4	20	
n-Butylbenzene	0.0054	0.00050	mg/L	0.005000		109	70-130	7	20	
n-Propylbenzene	0.0055	0.00050	mg/L	0.005000		110	70-130	6	20	
sec-Butylbenzene	0.0054	0.00050	mg/L	0.005000		109	70-130	8	20	
Styrene	0.0055	0.00050	mg/L	0.005000		109	70-130	7	20	

Client: University of Arizona- Risk Management Services
Project: Page Ranch
Work Order: 15D0634
Date Received: 04/22/2015

QC Summary

Analyte	Result	Reporting Limit	Units	Spike Level	Source Result	%REC	%REC Limits	RPD	RPD Limit	Qual
Batch 1504286 - EPA 524.2										
LCS Dup (1504286-BSD1)				Prepared & Analyzed: 04/28/2015						
tert-Butylbenzene	0.0054	0.00050	mg/L	0.005000		109	70-130	5	20	
Tetrachloroethene	0.0051	0.00050	mg/L	0.005000		102	70-130	10	20	
Toluene	0.0053	0.00050	mg/L	0.005000		105	70-130	6	20	
trans-1,2-Dichloroethene	0.0054	0.00050	mg/L	0.005000		108	70-130	7	20	
trans-1,3-Dichloropropene	0.0048	0.00050	mg/L	0.005000		96	70-130	0.6	20	
Trichloroethene	0.0052	0.00050	mg/L	0.005000		104	70-130	4	20	
Trichlorofluoromethane	0.0054	0.00050	mg/L	0.005000		108	70-130	5	20	
TTHMs	0.021	0.00050	mg/L				70-130	4	20	
Vinyl chloride	0.0053	0.00050	mg/L	0.005000		105	70-130	3	20	
Xylenes, Total	0.016	0.0015	mg/L				70-130	7	20	
Surrogate: 1,2-Dichlorobenzene-d4	*1.0*		*ug/L*	*1.000*		*101*	*70-130*			
Surrogate: 4-Bromofluorobenzene	*0.99*		*ug/L*	*1.000*		*99*	*70-130*			
Batch 1504303 - EPA 524.2										

Client: University of Arizona- Risk Management Services
Project: Page Ranch
Work Order: 15D0634
Date Received: 04/22/2015

QC Summary

Analyte	Result	Reporting Limit	Units	Spike Level	Source Result	%REC	%REC Limits	RPD	RPD Limit	Qual
Batch 1504303 - EPA 524.2										
Blank (1504303-BLK1)				Prepared & Analyzed: 04/29/2015						
1,1,1,2-Tetrachloroethane	ND	0.00050	mg/L							
1,1,1-Trichloroethane	ND	0.00050	mg/L							
1,1,2,2-Tetrachloroethane	ND	0.00050	mg/L							
1,1,2-Trichloroethane	ND	0.00050	mg/L							
1,1-Dichloroethane	ND	0.00050	mg/L							
1,1-Dichloroethene	ND	0.00050	mg/L							
1,1-Dichloropropene	ND	0.00050	mg/L							
1,2,3-Trichlorobenzene	ND	0.00050	mg/L							
1,2,3-Trichloropropane	ND	0.00050	mg/L							
1,2,4-Trichlorobenzene	ND	0.00050	mg/L							
1,2,4-Trimethylbenzene	ND	0.00050	mg/L							
1,2-Dichlorobenzene	ND	0.00050	mg/L							
1,2-Dichloroethane	ND	0.00050	mg/L							
1,2-Dichloropropane	ND	0.00050	mg/L							
1,3,5-Trimethylbenzene	ND	0.00050	mg/L							
1,3-Dichlorobenzene	ND	0.00050	mg/L							
1,3-Dichloropropane	ND	0.00050	mg/L							
1,4-Dichlorobenzene	ND	0.00050	mg/L							
2,2-Dichloropropane	ND	0.00050	mg/L							
2-Chlorotoluene	ND	0.00050	mg/L							
4-Chlorotoluene	ND	0.00050	mg/L							
4-Isopropyltoluene	ND	0.00050	mg/L							
Benzene	ND	0.00050	mg/L							
Bromobenzene	ND	0.00050	mg/L							
Bromochloromethane	ND	0.00050	mg/L							
Bromodichloromethane	ND	0.00050	mg/L							
Bromoform	ND	0.00050	mg/L							
Bromomethane	ND	0.00050	mg/L							
Carbon tetrachloride	ND	0.00050	mg/L							
Chlorobenzene	ND	0.00050	mg/L							
Chloroethane	ND	0.00050	mg/L							
Chloroform	ND	0.00050	mg/L							
Chloromethane	ND	0.00050	mg/L							
cis-1,2-Dichloroethene	ND	0.00050	mg/L							
cis-1,3-Dichloropropene	ND	0.00050	mg/L							
Dibromochloromethane	ND	0.00050	mg/L							
Dibromomethane	ND	0.00050	mg/L							
Dichlorodifluoromethane	ND	0.00050	mg/L							
Ethylbenzene	ND	0.00050	mg/L							
Hexachlorobutadiene	ND	0.00050	mg/L							
Isopropylbenzene	ND	0.00050	mg/L							
Methylene chloride	ND	0.00050	mg/L							
Naphthalene	ND	0.00050	mg/L							
n-Butylbenzene	ND	0.00050	mg/L							
n-Propylbenzene	ND	0.00050	mg/L							
sec-Butylbenzene	ND	0.00050	mg/L							
Styrene	ND	0.00050	mg/L							
tert-Butylbenzene	ND	0.00050	mg/L							

Client: University of Arizona- Risk Management Services
Project: Page Ranch
Work Order: 15D0634
Date Received: 04/22/2015

QC Summary

Analyte	Result	Reporting Limit	Units	Spike Level	Source Result	%REC	%REC Limits	RPD	RPD Limit	Qual
Batch 1504303 - EPA 524.2										
Blank (1504303-BLK1)				Prepared & Analyzed: 04/29/2015						
Tetrachloroethene	ND	0.00050	mg/L							
Toluene	ND	0.00050	mg/L							
trans-1,2-Dichloroethene	ND	0.00050	mg/L							
trans-1,3-Dichloropropene	ND	0.00050	mg/L							
Trichloroethene	ND	0.00050	mg/L							
Trichlorofluoromethane	ND	0.00050	mg/L							
TTHMs	ND	0.00050	mg/L							
Vinyl chloride	ND	0.00050	mg/L							
Xylenes, Total	ND	0.0015	mg/L							
Surrogate: 1,2-Dichlorobenzene-d4	*1.1*		*ug/L*	*1.000*		*109*	*70-130*			
Surrogate: 4-Bromofluorobenzene	*0.91*		*ug/L*	*1.000*		*91*	*70-130*			

Client: University of Arizona- Risk Management Services
Project: Page Ranch
Work Order: 15D0634
Date Received: 04/22/2015

QC Summary

Analyte	Result	Reporting Limit	Units	Spike Level	Source Result	%REC	%REC Limits	RPD	RPD Limit	Qual
Batch 1504303 - EPA 524.2										
LCS (1504303-BS1)				Prepared & Analyzed: 04/29/2015						
1,1,1,2-Tetrachloroethane	0.0053	0.00050	mg/L	0.005000		106	70-130			
1,1,1-Trichloroethane	0.0051	0.00050	mg/L	0.005000		102	70-130			
1,1,2,2-Tetrachloroethane	0.0058	0.00050	mg/L	0.005000		116	70-130			
1,1,2-Trichloroethane	0.0056	0.00050	mg/L	0.005000		111	70-130			
1,1-Dichloroethane	0.0054	0.00050	mg/L	0.005000		108	70-130			
1,1-Dichloroethene	0.0055	0.00050	mg/L	0.005000		111	70-130			
1,1-Dichloropropene	0.0058	0.00050	mg/L	0.005000		115	70-130			
1,2,3-Trichlorobenzene	0.0052	0.00050	mg/L	0.005000		105	70-130			
1,2,3-Trichloropropane	0.0055	0.00050	mg/L	0.005000		111	70-130			
1,2,4-Trichlorobenzene	0.0050	0.00050	mg/L	0.005000		99	70-130			
1,2,4-Trimethylbenzene	0.0057	0.00050	mg/L	0.005000		115	70-130			
1,2-Dichlorobenzene	0.0056	0.00050	mg/L	0.005000		113	70-130			
1,2-Dichloroethane	0.0056	0.00050	mg/L	0.005000		112	70-130			
1,2-Dichloropropane	0.0055	0.00050	mg/L	0.005000		109	70-130			
1,3,5-Trimethylbenzene	0.0059	0.00050	mg/L	0.005000		117	70-130			
1,3-Dichlorobenzene	0.0055	0.00050	mg/L	0.005000		110	70-130			
1,3-Dichloropropane	0.0055	0.00050	mg/L	0.005000		110	70-130			
1,4-Dichlorobenzene	0.0058	0.00050	mg/L	0.005000		115	70-130			
2,2-Dichloropropane	0.0048	0.00050	mg/L	0.005000		96	70-130			
2-Chlorotoluene	0.0059	0.00050	mg/L	0.005000		117	70-130			
4-Chlorotoluene	0.0058	0.00050	mg/L	0.005000		115	70-130			
4-Isopropyltoluene	0.0057	0.00050	mg/L	0.005000		115	70-130			
Benzene	0.0054	0.00050	mg/L	0.005000		109	70-130			
Bromobenzene	0.0054	0.00050	mg/L	0.005000		108	70-130			
Bromochloromethane	0.0052	0.00050	mg/L	0.005000		104	70-130			
Bromodichloromethane	0.0052	0.00050	mg/L	0.005000		105	70-130			
Bromoform	0.0053	0.00050	mg/L	0.005000		106	70-130			
Bromomethane	0.0058	0.00050	mg/L	0.005000		116	70-130			
Carbon tetrachloride	0.0054	0.00050	mg/L	0.005000		108	70-130			
Chlorobenzene	0.0052	0.00050	mg/L	0.005000		104	70-130			
Chloroethane	0.0048	0.00050	mg/L	0.005000		96	70-130			
Chloroform	0.0062	0.00050	mg/L	0.005000		123	70-130			
Chloromethane	0.0050	0.00050	mg/L	0.005000		100	70-130			
cis-1,2-Dichloroethene	0.0053	0.00050	mg/L	0.005000		107	70-130			
cis-1,3-Dichloropropene	0.0050	0.00050	mg/L	0.005000		99	70-130			
Dibromochloromethane	0.0053	0.00050	mg/L	0.005000		106	70-130			
Dibromomethane	0.0054	0.00050	mg/L	0.005000		108	70-130			
Dichlorodifluoromethane	0.0049	0.00050	mg/L	0.005000		98	70-130			
Ethylbenzene	0.0056	0.00050	mg/L	0.005000		112	70-130			
Hexachlorobutadiene	0.0053	0.00050	mg/L	0.005000		106	70-130			
Isopropylbenzene	0.0057	0.00050	mg/L	0.005000		114	70-130			
Methyl tert-Butyl Ether (MTBE)	0.0041	0.00050	mg/L	0.005000		81	0-200			
Methylene chloride	0.0056	0.00050	mg/L	0.005000		111	70-130			
Naphthalene	0.0045	0.00050	mg/L	0.005000		90	70-130			
n-Butylbenzene	0.0058	0.00050	mg/L	0.005000		115	70-130			
n-Propylbenzene	0.0057	0.00050	mg/L	0.005000		114	70-130			
sec-Butylbenzene	0.0057	0.00050	mg/L	0.005000		113	70-130			
Styrene	0.0057	0.00050	mg/L	0.005000		115	70-130			

Client: University of Arizona- Risk Management Services
Project: Page Ranch
Work Order: 15D0634
Date Received: 04/22/2015

QC Summary

Analyte	Result	Reporting Limit	Units	Spike Level	Source Result	%REC	%REC Limits	RPD	RPD Limit	Qual
Batch 1504303 - EPA 524.2										
LCS (1504303-BS1)				Prepared & Analyzed: 04/29/2015						
tert-Butylbenzene	0.0056	0.00050	mg/L	0.005000		112	70-130			
Tetrachloroethene	0.0054	0.00050	mg/L	0.005000		108	70-130			
Toluene	0.0054	0.00050	mg/L	0.005000		108	70-130			
trans-1,2-Dichloroethene	0.0056	0.00050	mg/L	0.005000		111	70-130			
trans-1,3-Dichloropropene	0.0051	0.00050	mg/L	0.005000		102	70-130			
Trichloroethene	0.0052	0.00050	mg/L	0.005000		104	70-130			
Trichlorofluoromethane	0.0055	0.00050	mg/L	0.005000		110	70-130			
TTHMs	0.022	0.00050	mg/L				70-130			
Vinyl chloride	0.0053	0.00050	mg/L	0.005000		106	70-130			
Xylenes, Total	0.017	0.0015	mg/L				70-130			
Surrogate: 1,2-Dichlorobenzene-d4	*1.0*		*ug/L*	*1.000*		*103*	*70-130*			
Surrogate: 4-Bromofluorobenzene	*1.0*		*ug/L*	*1.000*		*100*	*70-130*			

Client: University of Arizona- Risk Management Services
Project: Page Ranch
Work Order: 15D0634
Date Received: 04/22/2015

QC Summary

Analyte	Result	Reporting Limit	Units	Spike Level	Source Result	%REC	%REC Limits	RPD	RPD Limit	Qual
Batch 1504303 - EPA 524.2										
LCS Dup (1504303-BSD1)				Prepared & Analyzed: 04/29/2015						
1,1,1,2-Tetrachloroethane	0.0054	0.00050	mg/L	0.005000		108	70-130	1	20	
1,1,1-Trichloroethane	0.0049	0.00050	mg/L	0.005000		98	70-130	4	20	
1,1,2,2-Tetrachloroethane	0.0057	0.00050	mg/L	0.005000		114	70-130	1	20	
1,1,2-Trichloroethane	0.0057	0.00050	mg/L	0.005000		113	70-130	2	20	
1,1-Dichloroethane	0.0054	0.00050	mg/L	0.005000		108	70-130	0.6	20	
1,1-Dichloroethene	0.0054	0.00050	mg/L	0.005000		108	70-130	3	20	
1,1-Dichloropropene	0.0057	0.00050	mg/L	0.005000		114	70-130	1	20	
1,2,3-Trichlorobenzene	0.0052	0.00050	mg/L	0.005000		103	70-130	1	20	
1,2,3-Trichloropropane	0.0055	0.00050	mg/L	0.005000		110	70-130	0.7	20	
1,2,4-Trichlorobenzene	0.0050	0.00050	mg/L	0.005000		99	70-130	0	20	
1,2,4-Trimethylbenzene	0.0056	0.00050	mg/L	0.005000		112	70-130	2	20	
1,2-Dichlorobenzene	0.0056	0.00050	mg/L	0.005000		111	70-130	1	20	
1,2-Dichloroethane	0.0056	0.00050	mg/L	0.005000		112	70-130	0.4	20	
1,2-Dichloropropane	0.0055	0.00050	mg/L	0.005000		109	70-130	0	20	
1,3,5-Trimethylbenzene	0.0057	0.00050	mg/L	0.005000		113	70-130	3	20	
1,3-Dichlorobenzene	0.0055	0.00050	mg/L	0.005000		109	70-130	0.9	20	
1,3-Dichloropropane	0.0054	0.00050	mg/L	0.005000		109	70-130	0.9	20	
1,4-Dichlorobenzene	0.0056	0.00050	mg/L	0.005000		112	70-130	3	20	
2,2-Dichloropropane	0.0048	0.00050	mg/L	0.005000		97	70-130	1	20	
2-Chlorotoluene	0.0056	0.00050	mg/L	0.005000		111	70-130	5	20	
4-Chlorotoluene	0.0056	0.00050	mg/L	0.005000		112	70-130	3	20	
4-Isopropyltoluene	0.0055	0.00050	mg/L	0.005000		110	70-130	4	20	
Benzene	0.0054	0.00050	mg/L	0.005000		108	70-130	0.4	20	
Bromobenzene	0.0053	0.00050	mg/L	0.005000		107	70-130	1	20	
Bromochloromethane	0.0055	0.00050	mg/L	0.005000		109	70-130	5	20	
Bromodichloromethane	0.0053	0.00050	mg/L	0.005000		105	70-130	0.4	20	
Bromoform	0.0052	0.00050	mg/L	0.005000		105	70-130	1	20	
Bromomethane	0.0060	0.00050	mg/L	0.005000		119	70-130	3	20	
Carbon tetrachloride	0.0052	0.00050	mg/L	0.005000		104	70-130	3	20	
Chlorobenzene	0.0053	0.00050	mg/L	0.005000		105	70-130	0.6	20	
Chloroethane	0.0048	0.00050	mg/L	0.005000		97	70-130	0.4	20	
Chloroform	0.0040	0.00050	mg/L	0.005000		79	70-130	44	20	R6
Chloromethane	0.0050	0.00050	mg/L	0.005000		100	70-130	0	20	
cis-1,2-Dichloroethene	0.0055	0.00050	mg/L	0.005000		110	70-130	3	20	
cis-1,3-Dichloropropene	0.0049	0.00050	mg/L	0.005000		99	70-130	0.8	20	
Dibromochloromethane	0.0053	0.00050	mg/L	0.005000		106	70-130	0.4	20	
Dibromomethane	0.0055	0.00050	mg/L	0.005000		110	70-130	2	20	
Dichlorodifluoromethane	0.0047	0.00050	mg/L	0.005000		95	70-130	4	20	
Ethylbenzene	0.0055	0.00050	mg/L	0.005000		109	70-130	3	20	
Hexachlorobutadiene	0.0051	0.00050	mg/L	0.005000		101	70-130	5	20	
Isopropylbenzene	0.0055	0.00050	mg/L	0.005000		109	70-130	4	20	
Methyl tert-Butyl Ether (MTBE)	0.0040	0.00050	mg/L	0.005000		80	0-200	1	200	
Methylene chloride	0.0054	0.00050	mg/L	0.005000		109	70-130	3	20	
Naphthalene	0.0046	0.00050	mg/L	0.005000		93	70-130	3	20	
n-Butylbenzene	0.0055	0.00050	mg/L	0.005000		111	70-130	4	20	
n-Propylbenzene	0.0056	0.00050	mg/L	0.005000		111	70-130	2	20	
sec-Butylbenzene	0.0055	0.00050	mg/L	0.005000		110	70-130	3	20	
Styrene	0.0055	0.00050	mg/L	0.005000		110	70-130	4	20	

Client: University of Arizona- Risk Management Services
Project: Page Ranch
Work Order: 15D0634
Date Received: 04/22/2015

QC Summary

Analyte	Result	Reporting Limit	Units	Spike Level	Source Result	%REC	%REC Limits	RPD	RPD Limit	Qual
Batch 1504303 - EPA 524.2										
LCS Dup (1504303-BSD1)				Prepared & Analyzed: 04/29/2015						
tert-Butylbenzene	0.0056	0.00050	mg/L	0.005000		111	70-130	0.7	20	
Tetrachloroethene	0.0053	0.00050	mg/L	0.005000		105	70-130	3	20	
Toluene	0.0054	0.00050	mg/L	0.005000		108	70-130	0.2	20	
trans-1,2-Dichloroethene	0.0054	0.00050	mg/L	0.005000		108	70-130	3	20	
trans-1,3-Dichloropropene	0.0050	0.00050	mg/L	0.005000		99	70-130	2	20	
Trichloroethene	0.0051	0.00050	mg/L	0.005000		102	70-130	2	20	
Trichlorofluoromethane	0.0054	0.00050	mg/L	0.005000		108	70-130	2	20	
TTHMs	0.020	0.00050	mg/L				70-130	11	20	
Vinyl chloride	0.0052	0.00050	mg/L	0.005000		104	70-130	2	20	
Xylenes, Total	0.017	0.0015	mg/L				70-130	1	20	
Surrogate: 1,2-Dichlorobenzene-d4	*1.0*		*ug/L*	*1.000*		*102*	*70-130*			
Surrogate: 4-Bromofluorobenzene	*0.96*		*ug/L*	*1.000*		*96*	*70-130*			

Client: University of Arizona- Risk Management Services
Project: Page Ranch
Work Order: 15D0634
Date Received: 04/22/2015

QC Summary

Analyte	Result	Reporting Limit	Units	Spike Level	Source Result	%REC	%REC Limits	RPD	RPD Limit	Qual
Batch 1504243 - E300										
Blank (1504243-BLK1)				Prepared & Analyzed: 04/23/2015						
Chloride	ND	1.0	mg/L							
Sulfate	ND	5.0	mg/L							
LCS (1504243-BS1)				Prepared & Analyzed: 04/23/2015						
Chloride	11	1.0	mg/L	12.50		92	90-110			
Sulfate	12	5.0	mg/L	12.50		96	90-110			
LCS Dup (1504243-BSD1)				Prepared & Analyzed: 04/23/2015						
Chloride	11	1.0	mg/L	12.50		91	90-110	1	10	
Sulfate	12	5.0	mg/L	12.50		95	90-110	1	10	
Matrix Spike (1504243-MS1)	**Source: 15D0631-01**			Prepared & Analyzed: 04/23/2015						
Chloride	17	1.0	mg/L	12.50	6.2	89	80-120			
Sulfate	15	5.0	mg/L	12.50	3.2	90	80-120			
Matrix Spike Dup (1504243-MSD1)	**Source: 15D0631-01**			Prepared & Analyzed: 04/23/2015						
Chloride	17	1.0	mg/L	12.50	6.2	88	80-120	0.7	10	
Sulfate	14	5.0	mg/L	12.50	3.2	89	80-120	0.9	10	

TURNER LABORATORIES INC.
2445 N. Coyote Drive, Suite 104
Tucson, Arizona 85745
(520) 882-5880
Fax: (520) 882-9788
www.turnerlabs.com

CHAIN OF CUSTODY/LABORATORY ANALYSIS REQUEST FORM

TURNER WORK ORDER # 15D0034 DATE 4/22/15 PAGE 1 OF 1

PROJECT NAME Page Ranch #
CONTACT NAME Lloyd Wundrock
COMPANY NAME UA Risk Management
ADDRESS PO Box 210300, Tucson, AZ 85721
PHONE 621-1790 FAX 621-3706
SAMPLER'S SIGNATURE [signature]

CIRCLE ANALYSIS REQUESTED AND/OR CHECK THE APPROPRIATE BOX

SAMPLE I.D.	DATE	TIME	LAB I.D.	SAMPLE MATRIX*	NUMBER OF CONTAINERS	Base Neutrals 625/8270	Acids	Volatile Organics 624/624.1/8260	TTHMS	HAA5	Pesticides 8081	PCB's 8082	NO_2	NO_3	TKN	Oil and Grease Grav. 1664A	VOA	TCLP Analysis Semi-VOA	Pest.	TCLP	Dissolved	Metals Total	RCRA8	Total	Amen.	Cyanide WAD	SDWA-INORGANICS PRIMARY	SECONDARY	MPN	Coliform Colilert	pH	Cl_2	Cr_6	COD	TSS	BOD	200.7 Metals	300.0 Anions	504
MW #4	4/22/15	1200		GW	11	X	X		X																										X	X	X		
Trip Blank							X																																

1. RELINQUISHED BY: [signature] LM Wundrock, Signature; Printed Name; Firm UofA; Date/Time 04-22-15/1215
2. RECEIVED BY: [signature] G. Christ, Signature; Printed Name; Firm UA; Date/Time 4/22/15 1215
3. RELINQUISHED BY: [signature] G. Christ, Signature; Printed Name; Firm UA; Date/Time 4/22/15 1324
4. RECEIVED BY: [signature], Signature; Printed Name; Firm TURNER LABORATORIES, INC.; Date/Time 4/22/15 1324

TURNAROUND REQUIREMENTS:
- [x] Standard (approx. 10 days)*
- [ ] Next Day [ ] 2 Day [ ] 5 Day*
- [ ] Email Preliminary Results To:

* Working Days

REPORT REQUIREMENTS:
- [ ] I. Routine Report
- [ ] II. Report (includes DUP, MS, MSD, as required, may be charged as samples)
- [x] III. Date Validation Report (Includes All Raw Data) Add 10% to invoice

INVOICE INFORMATION:
Account [ ] Y [ ] N
P.O. #
Bill to:

SAMPLE RECEIPT:
Total Containers 11
Temperature 2.1
[x] Wet Ice [ ] Blue Ice

* LEGEND
DW = DRINKING WATER
GW = GROUNDWATER
SD = SOLID
SG = SLUDGE
SL = SOIL
ST = STORMWATER
WW = WASTEWATER

SPECIAL INSTRUCTIONS/COMMENTS:

Compliance Analysis: [ ] Yes [ ] No	Custody Seals [ ]	Preservation Confirmation [ ]
ADEQ Forms: [ ] Yes [ ] No	Container Intact [ ]	Appropriate Head Space [ ]
Mail ADEQ Forms: [ ] Yes [ ] No	COC / Labels Agree [ ]	Received Within Hold Time [ ]

Metals-Mn, Na Anions-Cl, SO$, QA/QC Level III Package
Hard Copy Report/Writable CD Send Report to ADEQ Electronically

May 15, 2015

Jeff Christensen
University of Arizona- Risk Management Services
PO Box 210300, RM A414
Tucson, AZ 85721

TEL (520) 621-5861
FAX (520) 621-3706

Work Order No.: 15D0636
Order Name: MW#5

RE: Page Ranch

Dear Jeff Christensen,

Turner Laboratories, Inc. received 2 sample(s) on 04/22/2015 for the analyses presented in the following report.

All results are intended to be considered in their entirety, and Turner Laboratories, Inc. is not responsible for use of less than the complete report. Results apply only to the samples analyzed. Samples will be disposed of 30 days after issue of our report unless special arrangements are made.

The pages that follow may contain sensitive, privileged or confidential information intended solely for the addressee named above. If you receive this message and are not the agent or employee of the addressee, this communication has been sent in error. Please do not disseminate or copy any of the attached and notify the sender immediately by telephone. Please also return the attached sheet(s) to the sender by mail.

Please call if you have any questions.

Respectfully submitted,

Turner Laboratories, Inc.
ADHS License AZ0066

Terri L. Garcia

Terri Garcia
Technical Director

Turner Laboratories, Inc.

Date: 05/15/2015

Client: University of Arizona- Risk Management Servic
Project: Page Ranch
Work Order: 15D0636
Date Received: 04/22/2015

Order: MW#5

Work Order Sample Summary

Lab Sample ID	Client Sample ID	Matrix	Collection Date/Time
15D0636-01	MW #5	Ground Water	04/22/2015 0900
15D0636-02	Trip Blank	Trip Blank	04/22/2015 0000

Client: University of Arizona- Risk Management Services
Project: Page Ranch
Work Order: 15D0636
Date Received: 04/22/2015

Case Narrative

EPA 524.2: Continuing Calibration Verification recovery of 1,1,1-trichloroethane was below acceptance limits on 4/28/2015. Sample 15D0636-02 a trip blank. There is insufficient sample volume available for re-analysis.

L5	The associated blank spike recovery was above laboratory/method acceptance limits. This analyte was not detected in the sample.
M3	The spike recovery value is unusable since the analyte concentration in the sample is disproportionate to the spike level. The associated LCS/LCSD recovery was acceptable.
M7	Matrix spike recovery was low. Data reported per ADEQ policy 0154.000. Matrix interference was confirmed.
N1	See case narrative.
N4	The Minimum Reporting Limit (MRL) verificataion check did not meet laboratory acceptance limits.
R13	MS/MSD RPD exceeded method acceptance limit. Matrix spike recovery was outside acceptance criteria. Batch precision and accuracy were demonstrated.
R4	MS/MSD RPD exceeded the method acceptance limit. Recovery met the acceptance criteria.
R6	LCS/LCSD RPD exceeded the method acceptance limit. Recovery met the acceptance criteria.
S12	Surrogate recovery was low. Data reported per ADEQ policy 0154.000.
V1	CCV recovery was above method acceptance limits. This target analyte was not detected in the sample.

All soil, sludge, and solid matrix determinations are reported on a wet weight basis unless otherwise noted.

ND	Not Detected at or above the PQL
PQL	Practical Quantitation Limit
DF	Dilution Factor

Turner Laboratories, Inc.

Date: 05/15/2015

Client:	University of Arizona- Risk Management Se	**Client Sample ID:**	MW #5
Project:	Page Ranch	**Collection Date/Time:**	04/22/2015 0900
Work Order:	15D0636	**Matrix:**	Ground Water
Lab Sample ID:	15D0636-01	**Order Name:**	MW#5

Analyses	Result	PQL	Qual	Units	DF	Prep Date	Analysis Date	Analyst
ICP Total Metals-E200.7								
Manganese	0.14	0.020		mg/L	1	04/24/2015 0740	04/24/2015 1737	RAD
Sodium	31	5.0		mg/L	1	04/24/2015 0740	04/24/2015 1737	RAD
Anions by Ion Chromatography-E300								
Chloride	6.8	1.0		mg/L	1	04/23/2015 0947	04/23/2015 1721	MR
Sulfate	ND	5.0		mg/L	1	04/23/2015 0947	04/23/2015 1721	MR
EDB and DBCP-E504.1								
1,2-Dibromo-3-chloropropane	ND	0.000020		mg/L	1	05/04/2015 0838	05/04/2015 2056	MD
1,2-Dibromoethane	ND	0.000010		mg/L	1	05/04/2015 0838	05/04/2015 2056	MD
Surr: Tetrachloro-m-xylene	*120*	*70-130*		*%REC*	*1*	*05/04/2015 0838*	*05/04/2015 2056*	*MD*
Volatile Organic Compounds by GC/MS-EPA 524.2								
1,1,1,2-Tetrachloroethane	ND	0.00050		mg/L	1	04/28/2015 0937	04/28/2015 1701	KP
1,1,1-Trichloroethane	ND	0.00050		mg/L	1	04/28/2015 0937	04/29/2015 1610	KP
1,1,2,2-Tetrachloroethane	ND	0.00050		mg/L	1	04/28/2015 0937	04/28/2015 1701	KP
1,1,2-Trichloroethane	ND	0.00050		mg/L	1	04/28/2015 0937	04/28/2015 1701	KP
1,1-Dichloroethane	ND	0.00050		mg/L	1	04/28/2015 0937	04/28/2015 1701	KP
1,1-Dichloroethene	ND	0.00050		mg/L	1	04/28/2015 0937	04/28/2015 1701	KP
1,1-Dichloropropene	ND	0.00050		mg/L	1	04/28/2015 0937	04/28/2015 1701	KP
1,2,3-Trichlorobenzene	ND	0.00050		mg/L	1	04/28/2015 0937	04/28/2015 1701	KP
1,2,3-Trichloropropane	ND	0.00050		mg/L	1	04/28/2015 0937	04/28/2015 1701	KP
1,2,4-Trichlorobenzene	ND	0.00050		mg/L	1	04/28/2015 0937	04/28/2015 1701	KP
1,2,4-Trimethylbenzene	ND	0.00050		mg/L	1	04/28/2015 0937	04/28/2015 1701	KP
1,2-Dichlorobenzene	ND	0.00050		mg/L	1	04/28/2015 0937	04/28/2015 1701	KP
1,2-Dichloroethane	ND	0.00050		mg/L	1	04/28/2015 0937	04/28/2015 1701	KP
1,2-Dichloropropane	ND	0.00050		mg/L	1	04/28/2015 0937	04/28/2015 1701	KP
1,3,5-Trimethylbenzene	ND	0.00050		mg/L	1	04/28/2015 0937	04/28/2015 1701	KP
1,3-Dichlorobenzene	ND	0.00050		mg/L	1	04/28/2015 0937	04/28/2015 1701	KP
1,3-Dichloropropane	ND	0.00050		mg/L	1	04/28/2015 0937	04/28/2015 1701	KP
1,4-Dichlorobenzene	ND	0.00050		mg/L	1	04/28/2015 0937	04/28/2015 1701	KP
2,2-Dichloropropane	ND	0.00050		mg/L	1	04/28/2015 0937	04/28/2015 1701	KP
2-Chlorotoluene	ND	0.00050		mg/L	1	04/28/2015 0937	04/28/2015 1701	KP
4-Chlorotoluene	ND	0.00050		mg/L	1	04/28/2015 0937	04/28/2015 1701	KP
4-Isopropyltoluene	ND	0.00050		mg/L	1	04/28/2015 0937	04/28/2015 1701	KP
Benzene	ND	0.00050		mg/L	1	04/28/2015 0937	04/28/2015 1701	KP
Bromobenzene	ND	0.00050		mg/L	1	04/28/2015 0937	04/28/2015 1701	KP
Bromochloromethane	ND	0.00050		mg/L	1	04/28/2015 0937	04/28/2015 1701	KP
Bromodichloromethane	ND	0.00050		mg/L	1	04/28/2015 0937	04/28/2015 1701	KP
Bromoform	ND	0.00050		mg/L	1	04/28/2015 0937	04/28/2015 1701	KP

Turner Laboratories, Inc.

Date: 05/15/2015

Client:	University of Arizona- Risk Management Se	**Client Sample ID:**	MW #5
Project:	Page Ranch	**Collection Date/Time:**	04/22/2015 0900
Work Order:	15D0636	**Matrix:**	Ground Water
Lab Sample ID:	15D0636-01	**Order Name:**	MW#5

Analyses	Result	PQL	Qual	Units	DF	Prep Date	Analysis Date	Analyst
Bromomethane	ND	0.00050	V1	mg/L	1	04/28/2015 0937	04/28/2015 1701	KP
Carbon tetrachloride	ND	0.00050		mg/L	1	04/28/2015 0937	04/28/2015 1701	KP
Chlorobenzene	ND	0.00050		mg/L	1	04/28/2015 0937	04/28/2015 1701	KP
Chloroethane	ND	0.00050		mg/L	1	04/28/2015 0937	04/28/2015 1701	KP
Chloroform	ND	0.00050		mg/L	1	04/28/2015 0937	04/28/2015 1701	KP
Chloromethane	ND	0.00050		mg/L	1	04/28/2015 0937	04/28/2015 1701	KP
cis-1,2-Dichloroethene	ND	0.00050		mg/L	1	04/28/2015 0937	04/28/2015 1701	KP
cis-1,3-Dichloropropene	ND	0.00050		mg/L	1	04/28/2015 0937	04/28/2015 1701	KP
Dibromochloromethane	ND	0.00050		mg/L	1	04/28/2015 0937	04/28/2015 1701	KP
Dibromomethane	ND	0.00050		mg/L	1	04/28/2015 0937	04/28/2015 1701	KP
Dichlorodifluoromethane	ND	0.00050		mg/L	1	04/28/2015 0937	04/28/2015 1701	KP
Ethylbenzene	ND	0.00050		mg/L	1	04/28/2015 0937	04/28/2015 1701	KP
Hexachlorobutadiene	ND	0.00050		mg/L	1	04/28/2015 0937	04/28/2015 1701	KP
Isopropylbenzene	ND	0.00050		mg/L	1	04/28/2015 0937	04/28/2015 1701	KP
Methylene chloride	ND	0.00050		mg/L	1	04/28/2015 0937	04/28/2015 1701	KP
Naphthalene	ND	0.00050	N4	mg/L	1	04/28/2015 0937	04/28/2015 1701	KP
n-Butylbenzene	ND	0.00050		mg/L	1	04/28/2015 0937	04/28/2015 1701	KP
n-Propylbenzene	ND	0.00050		mg/L	1	04/28/2015 0937	04/28/2015 1701	KP
sec-Butylbenzene	ND	0.00050		mg/L	1	04/28/2015 0937	04/28/2015 1701	KP
Styrene	ND	0.00050		mg/L	1	04/28/2015 0937	04/28/2015 1701	KP
tert-Butylbenzene	ND	0.00050		mg/L	1	04/28/2015 0937	04/28/2015 1701	KP
Tetrachloroethene	ND	0.00050		mg/L	1	04/28/2015 0937	04/28/2015 1701	KP
Toluene	ND	0.00050		mg/L	1	04/28/2015 0937	04/28/2015 1701	KP
trans-1,2-Dichloroethene	ND	0.00050		mg/L	1	04/28/2015 0937	04/28/2015 1701	KP
trans-1,3-Dichloropropene	ND	0.00050		mg/L	1	04/28/2015 0937	04/28/2015 1701	KP
Trichloroethene	ND	0.00050		mg/L	1	04/28/2015 0937	04/28/2015 1701	KP
Trichlorofluoromethane	ND	0.00050		mg/L	1	04/28/2015 0937	04/28/2015 1701	KP
TTHMs	ND	0.00050		mg/L	1	04/28/2015 0937	04/28/2015 1701	KP
Vinyl chloride	ND	0.00050		mg/L	1	04/28/2015 0937	04/28/2015 1701	KP
Xylenes, Total	ND	0.0015		mg/L	1	04/28/2015 0937	04/28/2015 1701	KP
Surr: 1,2-Dichlorobenzene-d4	*87*	*70-130*		*%REC*	*1*	*04/28/2015 0937*	*04/28/2015 1701*	*KP*
Surr: 1,2-Dichlorobenzene-d4	*98*	*70-130*		*%REC*	*1*	*04/28/2015 0937*	*04/29/2015 1610*	*KP*
Surr: 4-Bromofluorobenzene	*83*	*70-130*		*%REC*	*1*	*04/28/2015 0937*	*04/29/2015 1610*	*KP*
Surr: 4-Bromofluorobenzene	*79*	*70-130*		*%REC*	*1*	*04/28/2015 0937*	*04/28/2015 1701*	*KP*
Organochlorine Pesticides-SW8081A								
4,4´-DDD	ND	0.10		ug/L	1	04/24/2015 0839	04/30/2015 1822	MD
4,4´-DDE	ND	0.10		ug/L	1	04/24/2015 0839	04/30/2015 1822	MD
4,4´-DDT	ND	0.10		ug/L	1	04/24/2015 0839	04/30/2015 1822	MD
Aldrin	ND	0.10		ug/L	1	04/24/2015 0839	04/30/2015 1822	MD
alpha-BHC	ND	0.10		ug/L	1	04/24/2015 0839	04/30/2015 1822	MD
alpha-Chlordane	ND	0.10		ug/L	1	04/24/2015 0839	05/01/2015 1451	MD

Turner Laboratories, Inc.

Date: 05/15/2015

Client:	University of Arizona- Risk Management Se	**Client Sample ID:**	MW #5
Project:	Page Ranch	**Collection Date/Time:**	04/22/2015 0900
Work Order:	15D0636	**Matrix:**	Ground Water
Lab Sample ID:	15D0636-01	**Order Name:**	MW#5

Analyses	Result	PQL	Qual	Units	DF	Prep Date	Analysis Date	Analyst
beta-BHC	ND	0.10		ug/L	1	04/24/2015 0839	04/30/2015 1822	MD
delta-BHC	ND	0.10		ug/L	1	04/24/2015 0839	04/30/2015 1822	MD
Dieldrin	ND	0.10		ug/L	1	04/24/2015 0839	04/30/2015 1822	MD
Endosulfan I	ND	0.10		ug/L	1	04/24/2015 0839	04/30/2015 1822	MD
Endosulfan II	ND	0.10		ug/L	1	04/24/2015 0839	04/30/2015 1822	MD
Endosulfan sulfate	ND	0.10		ug/L	1	04/24/2015 0839	04/30/2015 1822	MD
Endrin	ND	0.10		ug/L	1	04/24/2015 0839	04/30/2015 1822	MD
Endrin aldehyde	ND	0.10		ug/L	1	04/24/2015 0839	04/30/2015 1822	MD
Endrin ketone	ND	0.10		ug/L	1	04/24/2015 0839	04/30/2015 1822	MD
gamma-BHC	ND	0.10		ug/L	1	04/24/2015 0839	04/30/2015 1822	MD
gamma-Chlordane	ND	0.10		ug/L	1	04/24/2015 0839	05/01/2015 1451	MD
Heptachlor	ND	0.10		ug/L	1	04/24/2015 0839	04/30/2015 1822	MD
Heptachlor epoxide	ND	0.10		ug/L	1	04/24/2015 0839	04/30/2015 1822	MD
Methoxychlor	ND	0.10		ug/L	1	04/24/2015 0839	04/30/2015 1822	MD
Toxaphene	ND	1.0		ug/L	1	04/24/2015 0839	04/30/2015 1822	MD
Surr: Decachlorobiphenyl	*99*	*38.8-124*		*%REC*	*1*	*04/24/2015 0839*	*04/30/2015 1822*	*MD*
Surr: Tetrachloro-m-xylene	*84*	*40-118.3*		*%REC*	*1*	*04/24/2015 0839*	*04/30/2015 1822*	*MD*
Semivolatile Organic Compounds-SW8270C								
1,2,4-Trichlorobenzene	ND	10		ug/L	1	04/27/2015 1400	04/30/2015 1920	MD
1,2-Dichlorobenzene	ND	10		ug/L	1	04/27/2015 1400	04/30/2015 1920	MD
1,3-Dichlorobenzene	ND	10		ug/L	1	04/27/2015 1400	04/30/2015 1920	MD
1,4-Dichlorobenzene	ND	10		ug/L	1	04/27/2015 1400	04/30/2015 1920	MD
2,4,5-Trichlorophenol	ND	10		ug/L	1	04/27/2015 1400	04/30/2015 1920	MD
2,4,6-Trichlorophenol	ND	10		ug/L	1	04/27/2015 1400	04/30/2015 1920	MD
2,4-Dichlorophenol	ND	10		ug/L	1	04/27/2015 1400	04/30/2015 1920	MD
2,4-Dimethylphenol	ND	10		ug/L	1	04/27/2015 1400	04/30/2015 1920	MD
2,4-Dinitrophenol	ND	51		ug/L	1	04/27/2015 1400	04/30/2015 1920	MD
2,4-Dinitrotoluene	ND	10		ug/L	1	04/27/2015 1400	04/30/2015 1920	MD
2,6-Dinitrotoluene	ND	10		ug/L	1	04/27/2015 1400	04/30/2015 1920	MD
2-Chloronaphthalene	ND	10		ug/L	1	04/27/2015 1400	04/30/2015 1920	MD
2-Chlorophenol	ND	10		ug/L	1	04/27/2015 1400	04/30/2015 1920	MD
2-Methylnaphthalene	ND	5.1		ug/L	1	04/27/2015 1400	04/30/2015 1920	MD
2-Methylphenol	ND	10		ug/L	1	04/27/2015 1400	04/30/2015 1920	MD
2-Nitroaniline	ND	20		ug/L	1	04/27/2015 1400	04/30/2015 1920	MD
2-Nitrophenol	ND	10		ug/L	1	04/27/2015 1400	04/30/2015 1920	MD
3,3´-Dichlorobenzidine	ND	20		ug/L	1	04/27/2015 1400	04/30/2015 1920	MD
3,4-Methylphenol	ND	10		ug/L	1	04/27/2015 1400	04/30/2015 1920	MD
3-Nitroaniline	ND	20		ug/L	1	04/27/2015 1400	04/30/2015 1920	MD
4,6-Dinitro-2-methylphenol	ND	20		ug/L	1	04/27/2015 1400	04/30/2015 1920	MD
4-Bromophenyl phenyl ether	ND	10		ug/L	1	04/27/2015 1400	04/30/2015 1920	MD
4-Chloro-3-methylphenol	ND	10		ug/L	1	04/27/2015 1400	04/30/2015 1920	MD

Turner Laboratories, Inc.

Date: 05/15/2015

Client: University of Arizona- Risk Management Se
Project: Page Ranch
Work Order: 15D0636
Lab Sample ID: 15D0636-01

Client Sample ID: MW #5
Collection Date/Time: 04/22/2015 0900
Matrix: Ground Water
Order Name: MW#5

Analyses	Result	PQL	Qual	Units	DF	Prep Date	Analysis Date	Analyst
4-Chloroaniline	ND	20		ug/L	1	04/27/2015 1400	04/30/2015 1920	MD
4-Chlorophenyl phenyl ether	ND	10		ug/L	1	04/27/2015 1400	04/30/2015 1920	MD
4-Nitroaniline	ND	20		ug/L	1	04/27/2015 1400	04/30/2015 1920	MD
4-Nitrophenol	ND	51		ug/L	1	04/27/2015 1400	04/30/2015 1920	MD
Acenaphthene	ND	5.1		ug/L	1	04/27/2015 1400	04/30/2015 1920	MD
Acenaphthylene	ND	5.1		ug/L	1	04/27/2015 1400	04/30/2015 1920	MD
Aniline	ND	20		ug/L	1	04/27/2015 1400	04/30/2015 1920	MD
Anthracene	ND	5.1		ug/L	1	04/27/2015 1400	04/30/2015 1920	MD
Benzo[a]anthracene	ND	5.1		ug/L	1	04/27/2015 1400	04/30/2015 1920	MD
Benzo[a]pyrene	ND	5.1		ug/L	1	04/27/2015 1400	04/30/2015 1920	MD
Benzo[b,k]fluoranthene	ND	10		ug/L	1	04/27/2015 1400	04/30/2015 1920	MD
Benzo[g,h,i]perylene	ND	5.1		ug/L	1	04/27/2015 1400	04/30/2015 1920	MD
Benzoic acid	ND	51		ug/L	1	04/27/2015 1400	04/30/2015 1920	MD
Benzyl alcohol	ND	5.1		ug/L	1	04/27/2015 1400	04/30/2015 1920	MD
Bis(2-chloroethoxy)methane	ND	10		ug/L	1	04/27/2015 1400	04/30/2015 1920	MD
Bis(2-chloroethyl)ether	ND	10		ug/L	1	04/27/2015 1400	04/30/2015 1920	MD
Bis(2-chloroisopropyl)ether	ND	10		ug/L	1	04/27/2015 1400	04/30/2015 1920	MD
Bis(2-ethylhexyl)phthalate	ND	10		ug/L	1	04/27/2015 1400	04/30/2015 1920	MD
Butyl benzyl phthalate	ND	10		ug/L	1	04/27/2015 1400	04/30/2015 1920	MD
Chrysene	ND	5.1		ug/L	1	04/27/2015 1400	04/30/2015 1920	MD
Dibenzo[a,h]anthracene	ND	5.1		ug/L	1	04/27/2015 1400	04/30/2015 1920	MD
Dibenzofuran	ND	5.1		ug/L	1	04/27/2015 1400	04/30/2015 1920	MD
Diethyl phthalate	ND	10		ug/L	1	04/27/2015 1400	04/30/2015 1920	MD
Dimethyl phthalate	ND	10		ug/L	1	04/27/2015 1400	04/30/2015 1920	MD
Di-n-butyl phthalate	ND	10		ug/L	1	04/27/2015 1400	04/30/2015 1920	MD
Di-n-octyl phthalate	ND	10		ug/L	1	04/27/2015 1400	04/30/2015 1920	MD
Fluoranthene	ND	5.1		ug/L	1	04/27/2015 1400	04/30/2015 1920	MD
Fluorene	ND	5.1		ug/L	1	04/27/2015 1400	04/30/2015 1920	MD
Hexachlorobenzene	ND	10		ug/L	1	04/27/2015 1400	04/30/2015 1920	MD
Hexachlorobutadiene	ND	10		ug/L	1	04/27/2015 1400	04/30/2015 1920	MD
Hexachlorocyclopentadiene	ND	10		ug/L	1	04/27/2015 1400	04/30/2015 1920	MD
Hexachloroethane	ND	10		ug/L	1	04/27/2015 1400	04/30/2015 1920	MD
Indeno[1,2,3-cd]pyrene	ND	5.1		ug/L	1	04/27/2015 1400	04/30/2015 1920	MD
Isophorone	ND	10		ug/L	1	04/27/2015 1400	04/30/2015 1920	MD
Naphthalene	ND	5.1		ug/L	1	04/27/2015 1400	04/30/2015 1920	MD
Nitrobenzene	ND	10		ug/L	1	04/27/2015 1400	04/30/2015 1920	MD
N-Nitrosodimethylamine	ND	10		ug/L	1	04/27/2015 1400	04/30/2015 1920	MD
N-Nitrosodiphenylamine	ND	10		ug/L	1	04/27/2015 1400	04/30/2015 1920	MD
N-Nitrosodipropylamine	ND	10		ug/L	1	04/27/2015 1400	04/30/2015 1920	MD
Pentachlorophenol	ND	30		ug/L	1	04/27/2015 1400	04/30/2015 1920	MD
Phenanthrene	ND	5.1		ug/L	1	04/27/2015 1400	04/30/2015 1920	MD
Phenol	ND	10		ug/L	1	04/27/2015 1400	04/30/2015 1920	MD

Turner Laboratories, Inc.

Date: 05/15/2015

Client:	University of Arizona- Risk Management Se	**Client Sample ID:**	MW #5
Project:	Page Ranch	**Collection Date/Time:**	04/22/2015 0900
Work Order:	15D0636	**Matrix:**	Ground Water
Lab Sample ID:	15D0636-01	**Order Name:**	MW#5

Analyses	Result	PQL	Qual	Units	DF	Prep Date	Analysis Date	Analyst
Pyrene	ND	5.1		ug/L	1	04/27/2015 1400	04/30/2015 1920	MD
Surr: 2,4,6-Tribromophenol	*78*	*61-118*		*%REC*	*1*	*04/27/2015 1400*	*04/30/2015 1920*	*MD*
Surr: 2-Fluorobiphenyl	*67*	*30.9-111*		*%REC*	*1*	*04/27/2015 1400*	*04/30/2015 1920*	*MD*
Surr: 2-Fluorophenol	*39*	*15.2-68.1*		*%REC*	*1*	*04/27/2015 1400*	*04/30/2015 1920*	*MD*
Surr: 4-Terphenyl-d14	*59*	*0-123*		*%REC*	*1*	*04/27/2015 1400*	*04/30/2015 1920*	*MD*
Surr: Nitrobenzene-d5	*55*	*35-99*		*%REC*	*1*	*04/27/2015 1400*	*04/30/2015 1920*	*MD*
Surr: Phenol-d6	*46*	*0-115*		*%REC*	*1*	*04/27/2015 1400*	*04/30/2015 1920*	*MD*

Turner Laboratories, Inc.

Date: 05/15/2015

Client:	University of Arizona- Risk Management Se	**Client Sample ID:**	Trip Blank
Project:	Page Ranch	**Collection Date/Time:**	04/22/2015 0000
Work Order:	15D0636	**Matrix:**	Trip Blank
Lab Sample ID:	15D0636-02	**Order Name:**	MW#5

Analyses	Result	PQL	Qual	Units	DF	Prep Date	Analysis Date	Analyst
EDB and DBCP-E504.1								
1,2-Dibromo-3-chloropropane	ND	0.000020		mg/L	1	05/04/2015 0838	05/04/2015 2131	MD
1,2-Dibromoethane	ND	0.000010		mg/L	1	05/04/2015 0838	05/04/2015 2131	MD
Surr: Tetrachloro-m-xylene	*116*	*70-130*		*%REC*	*1*	*05/04/2015 0838*	*05/04/2015 2131*	*MD*
Volatile Organic Compounds by GC/MS-EPA 524.2								
1,1,1,2-Tetrachloroethane	ND	0.00050		mg/L	1	04/28/2015 0937	04/28/2015 1733	KP
1,1,1-Trichloroethane	ND	0.00050	N1	mg/L	1	04/28/2015 0937	04/28/2015 1733	KP
1,1,2,2-Tetrachloroethane	ND	0.00050		mg/L	1	04/28/2015 0937	04/28/2015 1733	KP
1,1,2-Trichloroethane	ND	0.00050		mg/L	1	04/28/2015 0937	04/28/2015 1733	KP
1,1-Dichloroethane	ND	0.00050		mg/L	1	04/28/2015 0937	04/28/2015 1733	KP
1,1-Dichloroethene	ND	0.00050		mg/L	1	04/28/2015 0937	04/28/2015 1733	KP
1,1-Dichloropropene	ND	0.00050		mg/L	1	04/28/2015 0937	04/28/2015 1733	KP
1,2,3-Trichlorobenzene	ND	0.00050		mg/L	1	04/28/2015 0937	04/28/2015 1733	KP
1,2,3-Trichloropropane	ND	0.00050		mg/L	1	04/28/2015 0937	04/28/2015 1733	KP
1,2,4-Trichlorobenzene	ND	0.00050		mg/L	1	04/28/2015 0937	04/28/2015 1733	KP
1,2,4-Trimethylbenzene	ND	0.00050		mg/L	1	04/28/2015 0937	04/28/2015 1733	KP
1,2-Dichlorobenzene	ND	0.00050		mg/L	1	04/28/2015 0937	04/28/2015 1733	KP
1,2-Dichloroethane	ND	0.00050		mg/L	1	04/28/2015 0937	04/28/2015 1733	KP
1,2-Dichloropropane	ND	0.00050		mg/L	1	04/28/2015 0937	04/28/2015 1733	KP
1,3,5-Trimethylbenzene	ND	0.00050		mg/L	1	04/28/2015 0937	04/28/2015 1733	KP
1,3-Dichlorobenzene	ND	0.00050		mg/L	1	04/28/2015 0937	04/28/2015 1733	KP
1,3-Dichloropropane	ND	0.00050		mg/L	1	04/28/2015 0937	04/28/2015 1733	KP
1,4-Dichlorobenzene	ND	0.00050		mg/L	1	04/28/2015 0937	04/28/2015 1733	KP
2,2-Dichloropropane	ND	0.00050		mg/L	1	04/28/2015 0937	04/28/2015 1733	KP
2-Chlorotoluene	ND	0.00050		mg/L	1	04/28/2015 0937	04/28/2015 1733	KP
4-Chlorotoluene	ND	0.00050		mg/L	1	04/28/2015 0937	04/28/2015 1733	KP
4-Isopropyltoluene	ND	0.00050		mg/L	1	04/28/2015 0937	04/28/2015 1733	KP
Benzene	ND	0.00050		mg/L	1	04/28/2015 0937	04/28/2015 1733	KP
Bromobenzene	ND	0.00050		mg/L	1	04/28/2015 0937	04/28/2015 1733	KP
Bromochloromethane	ND	0.00050		mg/L	1	04/28/2015 0937	04/28/2015 1733	KP
Bromodichloromethane	ND	0.00050		mg/L	1	04/28/2015 0937	04/28/2015 1733	KP
Bromoform	ND	0.00050		mg/L	1	04/28/2015 0937	04/28/2015 1733	KP
Bromomethane	ND	0.00050	V1	mg/L	1	04/28/2015 0937	04/28/2015 1733	KP
Carbon tetrachloride	ND	0.00050		mg/L	1	04/28/2015 0937	04/28/2015 1733	KP
Chlorobenzene	ND	0.00050		mg/L	1	04/28/2015 0937	04/28/2015 1733	KP
Chloroethane	ND	0.00050		mg/L	1	04/28/2015 0937	04/28/2015 1733	KP
Chloroform	ND	0.00050		mg/L	1	04/28/2015 0937	04/28/2015 1733	KP
Chloromethane	ND	0.00050		mg/L	1	04/28/2015 0937	04/28/2015 1733	KP
cis-1,2-Dichloroethene	ND	0.00050		mg/L	1	04/28/2015 0937	04/28/2015 1733	KP
cis-1,3-Dichloropropene	ND	0.00050		mg/L	1	04/28/2015 0937	04/28/2015 1733	KP
Dibromochloromethane	ND	0.00050		mg/L	1	04/28/2015 0937	04/28/2015 1733	KP

Turner Laboratories, Inc.

Date: 05/15/2015

Client:	University of Arizona- Risk Management Se	**Client Sample ID:**	Trip Blank
Project:	Page Ranch	**Collection Date/Time:**	04/22/2015 0000
Work Order:	15D0636	**Matrix:**	Trip Blank
Lab Sample ID:	15D0636-02	**Order Name:**	MW#5

Analyses	Result	PQL	Qual	Units	DF	Prep Date	Analysis Date	Analyst
Dibromomethane	ND	0.00050		mg/L	1	04/28/2015 0937	04/28/2015 1733	KP
Dichlorodifluoromethane	ND	0.00050		mg/L	1	04/28/2015 0937	04/28/2015 1733	KP
Ethylbenzene	ND	0.00050		mg/L	1	04/28/2015 0937	04/28/2015 1733	KP
Hexachlorobutadiene	ND	0.00050		mg/L	1	04/28/2015 0937	04/28/2015 1733	KP
Isopropylbenzene	ND	0.00050		mg/L	1	04/28/2015 0937	04/28/2015 1733	KP
Methylene chloride	ND	0.00050		mg/L	1	04/28/2015 0937	04/28/2015 1733	KP
Naphthalene	ND	0.00050	N4	mg/L	1	04/28/2015 0937	04/28/2015 1733	KP
n-Butylbenzene	ND	0.00050		mg/L	1	04/28/2015 0937	04/28/2015 1733	KP
n-Propylbenzene	ND	0.00050		mg/L	1	04/28/2015 0937	04/28/2015 1733	KP
sec-Butylbenzene	ND	0.00050		mg/L	1	04/28/2015 0937	04/28/2015 1733	KP
Styrene	ND	0.00050		mg/L	1	04/28/2015 0937	04/28/2015 1733	KP
tert-Butylbenzene	ND	0.00050		mg/L	1	04/28/2015 0937	04/28/2015 1733	KP
Tetrachloroethene	ND	0.00050		mg/L	1	04/28/2015 0937	04/28/2015 1733	KP
Toluene	ND	0.00050		mg/L	1	04/28/2015 0937	04/28/2015 1733	KP
trans-1,2-Dichloroethene	ND	0.00050		mg/L	1	04/28/2015 0937	04/28/2015 1733	KP
trans-1,3-Dichloropropene	ND	0.00050		mg/L	1	04/28/2015 0937	04/28/2015 1733	KP
Trichloroethene	ND	0.00050		mg/L	1	04/28/2015 0937	04/28/2015 1733	KP
Trichlorofluoromethane	ND	0.00050		mg/L	1	04/28/2015 0937	04/28/2015 1733	KP
TTHMs	ND	0.00050		mg/L	1	04/28/2015 0937	04/28/2015 1733	KP
Vinyl chloride	ND	0.00050		mg/L	1	04/28/2015 0937	04/28/2015 1733	KP
Xylenes, Total	ND	0.0015		mg/L	1	04/28/2015 0937	04/28/2015 1733	KP
Surr: 1,2-Dichlorobenzene-d4	*95*	*70-130*		*%REC*	*1*	*04/28/2015 0937*	*04/28/2015 1733*	*KP*
Surr: 4-Bromofluorobenzene	*79*	*70-130*		*%REC*	*1*	*04/28/2015 0937*	*04/28/2015 1733*	*KP*

Client: University of Arizona- Risk Management Services
Project: Page Ranch
Work Order: 15D0636
Date Received: 04/22/2015

QC Summary

Analyte	Result	Reporting Limit	Units	Spike Level	Source Result	%REC	%REC Limits	RPD	RPD Limit	Qual
Batch 1504261 - E200.7										
Blank (1504261-BLK1)				Prepared & Analyzed: 04/24/2015						
Manganese	ND	0.020	mg/L							
Sodium	ND	5.0	mg/L							
LCS (1504261-BS1)				Prepared & Analyzed: 04/24/2015						
Manganese	0.50	0.020	mg/L	0.5000		99	85-115			
Sodium	10	5.0	mg/L	10.00		103	85-115			
LCS Dup (1504261-BSD1)				Prepared & Analyzed: 04/24/2015						
Manganese	0.49	0.020	mg/L	0.5000		99	85-115	0.6	20	
Sodium	10	5.0	mg/L	10.00		102	85-115	1	20	
Matrix Spike (1504261-MS1)		**Source: 15D0498-02**		Prepared & Analyzed: 04/24/2015						
Manganese	0.52	0.020	mg/L	0.5000	0.056	92	70-130			
Sodium	130	5.0	mg/L	10.00	120	85	70-130			
Matrix Spike (1504261-MS2)		**Source: 15D0571-02**		Prepared & Analyzed: 04/24/2015						
Manganese	0.53	0.020	mg/L	0.5000	0.065	94	70-130			
Sodium	150	5.0	mg/L	10.00	150	45	70-130			M3
Matrix Spike (1504261-MS3)		**Source: 15D0631-01**		Prepared & Analyzed: 04/24/2015						
Manganese	0.57	0.020	mg/L	0.5000	0.090	95	70-130			
Sodium	41	5.0	mg/L	10.00	32	93	70-130			

Client: University of Arizona- Risk Management Services
Project: Page Ranch
Work Order: 15D0636
Date Received: 04/22/2015

QC Summary

Analyte	Result	Reporting Limit	Units	Spike Level	Source Result	%REC	%REC Limits	RPD	RPD Limit	Qual
Batch 1504251 - SW8081A										
Blank (1504251-BLK1)				Prepared: 04/24/2015 Analyzed: 04/30/2015						
4,4´-DDD	ND	0.10	ug/L							
4,4´-DDE	ND	0.10	ug/L							
4,4´-DDT	ND	0.10	ug/L							
Aldrin	ND	0.10	ug/L							
alpha-BHC	ND	0.10	ug/L							
alpha-Chlordane	ND	0.10	ug/L							
beta-BHC	ND	0.10	ug/L							
delta-BHC	ND	0.10	ug/L							
Dieldrin	ND	0.10	ug/L							
Endosulfan I	ND	0.10	ug/L							
Endosulfan II	ND	0.10	ug/L							
Endosulfan sulfate	ND	0.10	ug/L							
Endrin	ND	0.10	ug/L							
Endrin aldehyde	ND	0.10	ug/L							
Endrin ketone	ND	0.10	ug/L							
gamma-BHC	ND	0.10	ug/L							
gamma-Chlordane	ND	0.10	ug/L							
Heptachlor	ND	0.10	ug/L							
Heptachlor epoxide	ND	0.10	ug/L							
Methoxychlor	ND	0.10	ug/L							
Toxaphene	ND	1.0	ug/L							
Surrogate: Decachlorobiphenyl	*0.949*		*ug/L*	*1.000*		*95*	*38.8-124*			
Surrogate: Tetrachloro-m-xylene	*0.631*		*ug/L*	*1.000*		*63*	*40-118.3*			
LCS (1504251-BS1)				Prepared: 04/24/2015 Analyzed: 04/30/2015						
4,4´-DDT	1.1	0.10	ug/L	1.000		114	54.8-117.2			
Aldrin	0.41	0.10	ug/L	0.5000		81	53.1-105			
Dieldrin	0.71	0.10	ug/L	1.000		71	59.5-100.2			
Endrin	0.98	0.10	ug/L	1.000		98	58.1-100.7			
gamma-BHC	0.45	0.10	ug/L	0.5000		90	56.5-117.1			
Heptachlor	0.39	0.10	ug/L	0.5000		78	51.5-104.5			
Surrogate: Decachlorobiphenyl	*0.972*		*ug/L*	*1.000*		*97*	*54.4-123.3*			
Surrogate: Tetrachloro-m-xylene	*0.583*		*ug/L*	*1.000*		*58*	*37.5-105.7*			
LCS Dup (1504251-BSD1)				Prepared: 04/24/2015 Analyzed: 04/30/2015						
4,4´-DDT	1.2	0.10	ug/L	1.000		117	54.8-117.2	2	30	
Aldrin	0.42	0.10	ug/L	0.5000		83	53.1-105	3	30	
Dieldrin	0.72	0.10	ug/L	1.000		72	59.5-100.2	1	30	
Endrin	1.0	0.10	ug/L	1.000		100	58.1-100.7	2	30	
gamma-BHC	0.46	0.10	ug/L	0.5000		92	56.5-117.1	2	30	
Heptachlor	0.40	0.10	ug/L	0.5000		80	51.5-104.5	3	30	
Surrogate: Decachlorobiphenyl	*0.978*		*ug/L*	*1.000*		*98*	*54.4-123.3*			
Surrogate: Tetrachloro-m-xylene	*0.614*		*ug/L*	*1.000*		*61*	*37.5-105.7*			

Client: University of Arizona- Risk Management Services
Project: Page Ranch
Work Order: 15D0636
Date Received: 04/22/2015

QC Summary

Analyte	Result	Reporting Limit	Units	Spike Level	Source Result	%REC	%REC Limits	RPD	RPD Limit	Qual
Batch 1504251 - SW8081A										
Matrix Spike (1504251-MS1)		**Source: 15D0631-01**		Prepared: 04/24/2015 Analyzed: 04/30/2015						
4,4′-DDT	1.1	0.10	ug/L	1.003	ND	114	10.1-142.2			
Aldrin	0.40	0.10	ug/L	0.5015	ND	79	23.2-118.8			
Dieldrin	0.71	0.10	ug/L	1.003	ND	71	43.8-113.4			
Endrin	0.99	0.10	ug/L	1.003	ND	99	28.1-131.1			
gamma-BHC	0.42	0.10	ug/L	0.5015	ND	83	58-115.5			
Heptachlor	0.39	0.10	ug/L	0.5015	ND	77	32.4-137			
Surrogate: Decachlorobiphenyl	*0.972*		*ug/L*	*1.003*		*97*	*38.8-124*			
Surrogate: Tetrachloro-m-xylene	*0.545*		*ug/L*	*1.003*		*54*	*40-118.3*			
Matrix Spike Dup (1504251-MSD1)		**Source: 15D0631-01**		Prepared: 04/24/2015 Analyzed: 04/30/2015						
4,4′-DDT	1.1	0.10	ug/L	1.002	ND	114	10.1-142.2	0.7	30	
Aldrin	0.41	0.10	ug/L	0.5010	ND	82	23.2-118.8	4	30	
Dieldrin	0.71	0.10	ug/L	1.002	ND	71	43.8-113.4	0.2	30	
Endrin	0.99	0.10	ug/L	1.002	ND	99	28.1-131.1	0.1	30	
gamma-BHC	0.43	0.10	ug/L	0.5010	ND	86	58-115.5	3	30	
Heptachlor	0.41	0.10	ug/L	0.5010	ND	81	32.4-137	5	30	
Surrogate: Decachlorobiphenyl	*0.960*		*ug/L*	*1.002*		*96*	*38.8-124*			
Surrogate: Tetrachloro-m-xylene	*0.649*		*ug/L*	*1.002*		*65*	*40-118.3*			
Batch 1504268 - SW8270C										

Client: University of Arizona- Risk Management Services
Project: Page Ranch
Work Order: 15D0636
Date Received: 04/22/2015

QC Summary

Analyte	Result	Reporting Limit	Units	Spike Level	Source Result	%REC	%REC Limits	RPD	RPD Limit	Qual
Batch 1504268 - SW8270C										
Blank (1504268-BLK1)				Prepared: 04/27/2015 Analyzed: 04/30/2015						
1,2,4-Trichlorobenzene	ND	10	ug/L							
1,2-Dichlorobenzene	ND	10	ug/L							
1,3-Dichlorobenzene	ND	10	ug/L							
1,4-Dichlorobenzene	ND	10	ug/L							
2,4,5-Trichlorophenol	ND	10	ug/L							
2,4,6-Trichlorophenol	ND	10	ug/L							
2,4-Dichlorophenol	ND	10	ug/L							
2,4-Dimethylphenol	ND	10	ug/L							
2,4-Dinitrophenol	ND	50	ug/L							
2,4-Dinitrotoluene	ND	10	ug/L							
2,6-Dinitrotoluene	ND	10	ug/L							
2-Chloronaphthalene	ND	10	ug/L							
2-Chlorophenol	ND	10	ug/L							
2-Methylnaphthalene	ND	5.0	ug/L							
2-Methylphenol	ND	10	ug/L							
2-Nitroaniline	ND	20	ug/L							
2-Nitrophenol	ND	10	ug/L							
3,3´-Dichlorobenzidine	ND	20	ug/L							
3,4-Methylphenol	ND	10	ug/L							
3-Nitroaniline	ND	20	ug/L							
4,6-Dinitro-2-methylphenol	ND	20	ug/L							
4-Bromophenyl phenyl ether	ND	10	ug/L							
4-Chloro-3-methylphenol	ND	10	ug/L							
4-Chloroaniline	ND	20	ug/L							
4-Chlorophenyl phenyl ether	ND	10	ug/L							
4-Nitroaniline	ND	20	ug/L							
4-Nitrophenol	ND	50	ug/L							
Acenaphthene	ND	5.0	ug/L							
Acenaphthylene	ND	5.0	ug/L							
Aniline	ND	20	ug/L							
Anthracene	ND	5.0	ug/L							
Benzo[a]anthracene	ND	5.0	ug/L							
Benzo[a]pyrene	ND	5.0	ug/L							
Benzo[b,k]fluoranthene	ND	10	ug/L							
Benzo[g,h,i]perylene	ND	5.0	ug/L							
Benzoic acid	ND	50	ug/L							
Benzyl alcohol	ND	5.0	ug/L							
Bis(2-chloroethoxy)methane	ND	10	ug/L							
Bis(2-chloroethyl)ether	ND	10	ug/L							
Bis(2-chloroisopropyl)ether	ND	10	ug/L							
Bis(2-ethylhexyl)phthalate	ND	10	ug/L							
Butyl benzyl phthalate	ND	10	ug/L							
Chrysene	ND	5.0	ug/L							
Dibenzo[a,h]anthracene	ND	5.0	ug/L							
Dibenzofuran	ND	5.0	ug/L							
Diethyl phthalate	ND	10	ug/L							
Dimethyl phthalate	ND	10	ug/L							
Di-n-butyl phthalate	ND	10	ug/L							

Client: University of Arizona- Risk Management Services
Project: Page Ranch
Work Order: 15D0636
Date Received: 04/22/2015

QC Summary

Analyte	Result	Reporting Limit	Units	Spike Level	Source Result	%REC	%REC Limits	RPD	RPD Limit	Qual
Batch 1504268 - SW8270C										
Blank (1504268-BLK1)				Prepared: 04/27/2015 Analyzed: 04/30/2015						
Di-n-octyl phthalate	ND	10	ug/L							
Fluoranthene	ND	5.0	ug/L							
Fluorene	ND	5.0	ug/L							
Hexachlorobenzene	ND	10	ug/L							
Hexachlorobutadiene	ND	10	ug/L							
Hexachlorocyclopentadiene	ND	10	ug/L							
Hexachloroethane	ND	10	ug/L							
Indeno[1,2,3-cd]pyrene	ND	5.0	ug/L							
Isophorone	ND	10	ug/L							
Naphthalene	ND	5.0	ug/L							
Nitrobenzene	ND	10	ug/L							
N-Nitrosodimethylamine	ND	10	ug/L							
N-Nitrosodiphenylamine	ND	10	ug/L							
N-Nitrosodipropylamine	ND	10	ug/L							
Pentachlorophenol	ND	30	ug/L							
Phenanthrene	ND	5.0	ug/L							
Phenol	ND	10	ug/L							
Pyrene	ND	5.0	ug/L							
Surrogate: 2,4,6-Tribromophenol	*80.7*		*ug/L*	*100.0*		*81*	*61-118*			
Surrogate: 2-Fluorobiphenyl	*67.5*		*ug/L*	*100.0*		*67*	*30.9-111*			
Surrogate: 2-Fluorophenol	*46.0*		*ug/L*	*100.0*		*46*	*15.2-68.1*			
Surrogate: 4-Terphenyl-d14	*60.1*		*ug/L*	*100.0*		*60*	*0-123*			
Surrogate: Nitrobenzene-d5	*57.1*		*ug/L*	*100.0*		*57*	*35-99*			
Surrogate: Phenol-d6	*52.9*		*ug/L*	*100.0*		*53*	*0-115*			
LCS (1504268-BS1)				Prepared: 04/27/2015 Analyzed: 04/30/2015						
1,2,4-Trichlorobenzene	41	10	ug/L	50.00		82	29.5-92.8			
1,4-Dichlorobenzene	32	10	ug/L	50.00		63	21.9-69.5			
2,4-Dinitrotoluene	46	10	ug/L	50.00		91	40.6-90			L5
2-Chlorophenol	69	10	ug/L	100.0		69	33-82.4			
4-Chloro-3-methylphenol	88	10	ug/L	100.0		88	39.5-87.3			L5
4-Nitrophenol	90	50	ug/L	100.0		90	41.7-99.9			
Acenaphthene	42	5.0	ug/L	50.00		84	38.3-91.1			
N-Nitrosodipropylamine	46	10	ug/L	50.00		91	40.5-95.8			
Pentachlorophenol	100	30	ug/L	100.0		103	32.5-106			
Phenol	63	10	ug/L	100.0		63	8.08-78.4			
Pyrene	45	5.0	ug/L	50.00		90	34.9-95.9			
Surrogate: 2,4,6-Tribromophenol	*119*		*ug/L*	*100.0*		*119*	*56.4-119*			
Surrogate: 2-Fluorobiphenyl	*81.6*		*ug/L*	*100.0*		*82*	*39.7-99.4*			
Surrogate: 2-Fluorophenol	*59.5*		*ug/L*	*100.0*		*59*	*24.4-64.9*			
Surrogate: 4-Terphenyl-d14	*59.2*		*ug/L*	*100.0*		*59*	*28.3-82.4*			
Surrogate: Nitrobenzene-d5	*83.7*		*ug/L*	*100.0*		*84*	*38.4-84.6*			
Surrogate: Phenol-d6	*67.5*		*ug/L*	*100.0*		*68*	*18.3-88.5*			

Client: University of Arizona- Risk Management Services
Project: Page Ranch
Work Order: 15D0636
Date Received: 04/22/2015

QC Summary

Analyte	Result	Reporting Limit	Units	Spike Level	Source Result	%REC	%REC Limits	RPD	RPD Limit	Qual
Batch 1504268 - SW8270C										
LCS Dup (1504268-BSD1)				Prepared: 04/27/2015 Analyzed: 04/30/2015						
1,2,4-Trichlorobenzene	34	10	ug/L	50.00		68	29.5-92.8	18	30	
1,4-Dichlorobenzene	28	10	ug/L	50.00		56	21.9-69.5	13	30	
2,4-Dinitrotoluene	39	10	ug/L	50.00		78	40.6-90	16	30	
2-Chlorophenol	62	10	ug/L	100.0		62	33-82.4	12	30	
4-Chloro-3-methylphenol	74	10	ug/L	100.0		74	39.5-87.3	17	30	
4-Nitrophenol	77	50	ug/L	100.0		77	41.7-99.9	16	30	
Acenaphthene	36	5.0	ug/L	50.00		71	38.3-91.1	16	30	
N-Nitrosodipropylamine	41	10	ug/L	50.00		82	40.5-95.8	10	30	
Pentachlorophenol	85	30	ug/L	100.0		85	32.5-106	19	30	
Phenol	58	10	ug/L	100.0		58	8.08-78.4	9	30	
Pyrene	39	5.0	ug/L	50.00		78	34.9-95.9	15	30	
Surrogate: 2,4,6-Tribromophenol	*99.6*		*ug/L*	*100.0*		*100*	*56.4-119*			
Surrogate: 2-Fluorobiphenyl	*70.0*		*ug/L*	*100.0*		*70*	*39.7-99.4*			
Surrogate: 2-Fluorophenol	*52.5*		*ug/L*	*100.0*		*52*	*24.4-64.9*			
Surrogate: 4-Terphenyl-d14	*57.7*		*ug/L*	*100.0*		*58*	*28.3-82.4*			
Surrogate: Nitrobenzene-d5	*70.0*		*ug/L*	*100.0*		*70*	*38.4-84.6*			
Surrogate: Phenol-d6	*61.6*		*ug/L*	*100.0*		*62*	*18.3-88.5*			
Matrix Spike (1504268-MS1)		**Source: 15D0631-01**		Prepared: 04/27/2015 Analyzed: 04/30/2015						
1,2,4-Trichlorobenzene	18	10	ug/L	50.25	ND	36	26.6-89.9			
1,4-Dichlorobenzene	13	10	ug/L	50.25	ND	26	19.9-65.5			
2,4-Dinitrotoluene	26	10	ug/L	50.25	ND	51	34-105			
2-Chlorophenol	34	10	ug/L	100.5	ND	34	36.6-79.1			M7
4-Chloro-3-methylphenol	43	10	ug/L	100.5	ND	43	37.3-97.9			
4-Nitrophenol	48	50	ug/L	100.5	ND	47	13.5-140			
Acenaphthene	23	5.0	ug/L	50.25	ND	45	33.3-99.9			
N-Nitrosodipropylamine	21	10	ug/L	50.25	ND	42	24.1-125			
Pentachlorophenol	51	30	ug/L	100.5	ND	50	16.1-135			
Phenol	35	10	ug/L	100.5	ND	35	13.6-83.9			
Pyrene	24	5.0	ug/L	50.25	ND	48	5.95-112			
Surrogate: 2,4,6-Tribromophenol	*59.2*		*ug/L*	*100.5*		*59*	*61-118*			*S12*
Surrogate: 2-Fluorobiphenyl	*47.0*		*ug/L*	*100.5*		*47*	*30.9-111*			
Surrogate: 2-Fluorophenol	*27.1*		*ug/L*	*100.5*		*27*	*15.2-68.1*			
Surrogate: 4-Terphenyl-d14	*43.1*		*ug/L*	*100.5*		*43*	*0-123*			
Surrogate: Nitrobenzene-d5	*36.2*		*ug/L*	*100.5*		*36*	*35-99*			
Surrogate: Phenol-d6	*35.4*		*ug/L*	*100.5*		*35*	*0-115*			

Client: University of Arizona- Risk Management Services
Project: Page Ranch
Work Order: 15D0636
Date Received: 04/22/2015

QC Summary

Analyte	Result	Reporting Limit	Units	Spike Level	Source Result	%REC	%REC Limits	RPD	RPD Limit	Qual
Batch 1504268 - SW8270C										
Matrix Spike Dup (1504268-MSD1)		**Source: 15D0631-01**		Prepared: 04/27/2015 Analyzed: 04/30/2015						
1,2,4-Trichlorobenzene	31	10	ug/L	50.05	ND	62	26.6-89.9	52	30	R4
1,4-Dichlorobenzene	23	10	ug/L	50.05	ND	46	19.9-65.5	53	30	R4
2,4-Dinitrotoluene	41	10	ug/L	50.05	ND	82	34-105	45	30	R4
2-Chlorophenol	53	10	ug/L	100.1	ND	53	36.6-79.1	44	30	R13
4-Chloro-3-methylphenol	67	10	ug/L	100.1	ND	67	37.3-97.9	44	30	R4
4-Nitrophenol	72	50	ug/L	100.1	ND	72	13.5-140	41	30	R4
Acenaphthene	37	5.0	ug/L	50.05	ND	73	33.3-99.9	46	30	R4
N-Nitrosodipropylamine	36	10	ug/L	50.05	ND	72	24.1-125	53	30	R4
Pentachlorophenol	74	30	ug/L	100.1	ND	74	16.1-135	38	30	R4
Phenol	55	10	ug/L	100.1	ND	55	13.6-83.9	45	30	R4
Pyrene	34	5.0	ug/L	50.05	ND	69	5.95-112	35	30	R4
Surrogate: 2,4,6-Tribromophenol	*87.0*		*ug/L*	*100.1*		*87*	*61-118*			
Surrogate: 2-Fluorobiphenyl	*80.9*		*ug/L*	*100.1*		*81*	*30.9-111*			
Surrogate: 2-Fluorophenol	*45.0*		*ug/L*	*100.1*		*45*	*15.2-68.1*			
Surrogate: 4-Terphenyl-d14	*62.6*		*ug/L*	*100.1*		*63*	*0-123*			
Surrogate: Nitrobenzene-d5	*60.9*		*ug/L*	*100.1*		*61*	*35-99*			
Surrogate: Phenol-d6	*57.6*		*ug/L*	*100.1*		*58*	*0-115*			
Batch 1505018 - E504.1										
Blank (1505018-BLK1)				Prepared & Analyzed: 05/04/2015						
1,2-Dibromo-3-chloropropane	ND	0.000020	mg/L							
1,2-Dibromoethane	ND	0.000010	mg/L							
Surrogate: Tetrachloro-m-xylene	*0.000234*		*mg/L*	*0.0002000*		*117*	*70-130*			
LCS (1505018-BS1)				Prepared & Analyzed: 05/04/2015						
1,2-Dibromo-3-chloropropane	0.00025	0.000020	mg/L	0.0002500		99	70-130			
1,2-Dibromoethane	0.00024	0.000010	mg/L	0.0002500		94	70-130			
Surrogate: Tetrachloro-m-xylene	*0.000241*		*mg/L*	*0.0002000*		*120*	*70-130*			
LCS Dup (1505018-BSD1)				Prepared & Analyzed: 05/04/2015						
1,2-Dibromo-3-chloropropane	0.00024	0.000020	mg/L	0.0002500		97	70-130	2	30	
1,2-Dibromoethane	0.00025	0.000010	mg/L	0.0002500		100	70-130	6	30	
Surrogate: Tetrachloro-m-xylene	*0.000237*		*mg/L*	*0.0002000*		*118*	*70-130*			
Matrix Spike (1505018-MS1)		**Source: 15D0631-01**		Prepared & Analyzed: 05/04/2015						
1,2-Dibromo-3-chloropropane	0.00024	0.000020	mg/L	0.0002500	ND	95	70-130			
1,2-Dibromoethane	0.00023	0.000010	mg/L	0.0002500	ND	94	70-130			
Surrogate: Tetrachloro-m-xylene	*0.000233*		*mg/L*	*0.0002000*		*116*	*70-130*			

Client: University of Arizona- Risk Management Services
Project: Page Ranch
Work Order: 15D0636
Date Received: 04/22/2015

QC Summary

Analyte	Result	Reporting Limit	Units	Spike Level	Source Result	%REC	%REC Limits	RPD	RPD Limit	Qual
Batch 1504286 - EPA 524.2										

Client: University of Arizona- Risk Management Services
Project: Page Ranch
Work Order: 15D0636
Date Received: 04/22/2015

QC Summary

Analyte	Result	Reporting Limit	Units	Spike Level	Source Result	%REC	%REC Limits	RPD	RPD Limit	Qual
Batch 1504286 - EPA 524.2										
Blank (1504286-BLK1)				Prepared & Analyzed: 04/28/2015						
1,1,1,2-Tetrachloroethane	ND	0.00050	mg/L							
1,1,1-Trichloroethane	ND	0.00050	mg/L							
1,1,2,2-Tetrachloroethane	ND	0.00050	mg/L							
1,1,2-Trichloroethane	ND	0.00050	mg/L							
1,1-Dichloroethane	ND	0.00050	mg/L							
1,1-Dichloroethene	ND	0.00050	mg/L							
1,1-Dichloropropene	ND	0.00050	mg/L							
1,2,3-Trichlorobenzene	ND	0.00050	mg/L							
1,2,3-Trichloropropane	ND	0.00050	mg/L							
1,2,4-Trichlorobenzene	ND	0.00050	mg/L							
1,2,4-Trimethylbenzene	ND	0.00050	mg/L							
1,2-Dichlorobenzene	ND	0.00050	mg/L							
1,2-Dichloroethane	ND	0.00050	mg/L							
1,2-Dichloropropane	ND	0.00050	mg/L							
1,3,5-Trimethylbenzene	ND	0.00050	mg/L							
1,3-Dichlorobenzene	ND	0.00050	mg/L							
1,3-Dichloropropane	ND	0.00050	mg/L							
1,4-Dichlorobenzene	ND	0.00050	mg/L							
2,2-Dichloropropane	ND	0.00050	mg/L							
2-Chlorotoluene	ND	0.00050	mg/L							
4-Chlorotoluene	ND	0.00050	mg/L							
4-Isopropyltoluene	ND	0.00050	mg/L							
Benzene	ND	0.00050	mg/L							
Bromobenzene	ND	0.00050	mg/L							
Bromochloromethane	ND	0.00050	mg/L							
Bromodichloromethane	ND	0.00050	mg/L							
Bromoform	ND	0.00050	mg/L							
Bromomethane	ND	0.00050	mg/L							
Carbon tetrachloride	ND	0.00050	mg/L							
Chlorobenzene	ND	0.00050	mg/L							
Chloroethane	ND	0.00050	mg/L							
Chloroform	ND	0.00050	mg/L							
Chloromethane	ND	0.00050	mg/L							
cis-1,2-Dichloroethene	ND	0.00050	mg/L							
cis-1,3-Dichloropropene	ND	0.00050	mg/L							
Dibromochloromethane	ND	0.00050	mg/L							
Dibromomethane	ND	0.00050	mg/L							
Dichlorodifluoromethane	ND	0.00050	mg/L							
Ethylbenzene	ND	0.00050	mg/L							
Hexachlorobutadiene	ND	0.00050	mg/L							
Isopropylbenzene	ND	0.00050	mg/L							
Methylene chloride	ND	0.00050	mg/L							
Naphthalene	ND	0.00050	mg/L							
n-Butylbenzene	ND	0.00050	mg/L							
n-Propylbenzene	ND	0.00050	mg/L							
sec-Butylbenzene	ND	0.00050	mg/L							
Styrene	ND	0.00050	mg/L							
tert-Butylbenzene	ND	0.00050	mg/L							

Client: University of Arizona- Risk Management Services
Project: Page Ranch
Work Order: 15D0636
Date Received: 04/22/2015

QC Summary

Analyte	Result	Reporting Limit	Units	Spike Level	Source Result	%REC	%REC Limits	RPD	RPD Limit	Qual
Batch 1504286 - EPA 524.2										
Blank (1504286-BLK1)				Prepared & Analyzed: 04/28/2015						
Tetrachloroethene	ND	0.00050	mg/L							
Toluene	ND	0.00050	mg/L							
trans-1,2-Dichloroethene	ND	0.00050	mg/L							
trans-1,3-Dichloropropene	ND	0.00050	mg/L							
Trichloroethene	ND	0.00050	mg/L							
Trichlorofluoromethane	ND	0.00050	mg/L							
TTHMs	ND	0.00050	mg/L							
Vinyl chloride	ND	0.00050	mg/L							
Xylenes, Total	ND	0.0015	mg/L							
Surrogate: 1,2-Dichlorobenzene-d4	*0.86*		*ug/L*	*1.000*		*86*	*70-130*			
Surrogate: 4-Bromofluorobenzene	*0.92*		*ug/L*	*1.000*		*92*	*70-130*			

Client: University of Arizona- Risk Management Services
Project: Page Ranch
Work Order: 15D0636
Date Received: 04/22/2015

QC Summary

Analyte	Result	Reporting Limit	Units	Spike Level	Source Result	%REC	%REC Limits	RPD	RPD Limit	Qual
Batch 1504286 - EPA 524.2										
LCS (1504286-BS1)				Prepared & Analyzed: 04/28/2015						
1,1,1,2-Tetrachloroethane	0.0054	0.00050	mg/L	0.005000		107	70-130			
1,1,1-Trichloroethane	0.0038	0.00050	mg/L	0.005000		76	70-130			
1,1,2,2-Tetrachloroethane	0.0056	0.00050	mg/L	0.005000		112	70-130			
1,1,2-Trichloroethane	0.0055	0.00050	mg/L	0.005000		111	70-130			
1,1-Dichloroethane	0.0057	0.00050	mg/L	0.005000		114	70-130			
1,1-Dichloroethene	0.0059	0.00050	mg/L	0.005000		117	70-130			
1,1-Dichloropropene	0.0060	0.00050	mg/L	0.005000		121	70-130			
1,2,3-Trichlorobenzene	0.0051	0.00050	mg/L	0.005000		102	70-130			
1,2,3-Trichloropropane	0.0058	0.00050	mg/L	0.005000		115	70-130			
1,2,4-Trichlorobenzene	0.0046	0.00050	mg/L	0.005000		93	70-130			
1,2,4-Trimethylbenzene	0.0058	0.00050	mg/L	0.005000		116	70-130			
1,2-Dichlorobenzene	0.0055	0.00050	mg/L	0.005000		111	70-130			
1,2-Dichloroethane	0.0058	0.00050	mg/L	0.005000		115	70-130			
1,2-Dichloropropane	0.0056	0.00050	mg/L	0.005000		112	70-130			
1,3,5-Trimethylbenzene	0.0059	0.00050	mg/L	0.005000		117	70-130			
1,3-Dichlorobenzene	0.0055	0.00050	mg/L	0.005000		110	70-130			
1,3-Dichloropropane	0.0055	0.00050	mg/L	0.005000		110	70-130			
1,4-Dichlorobenzene	0.0058	0.00050	mg/L	0.005000		116	70-130			
2,2-Dichloropropane	0.0053	0.00050	mg/L	0.005000		106	70-130			
2-Chlorotoluene	0.0059	0.00050	mg/L	0.005000		118	70-130			
4-Chlorotoluene	0.0058	0.00050	mg/L	0.005000		116	70-130			
4-Isopropyltoluene	0.0058	0.00050	mg/L	0.005000		115	70-130			
Benzene	0.0057	0.00050	mg/L	0.005000		114	70-130			
Bromobenzene	0.0054	0.00050	mg/L	0.005000		107	70-130			
Bromochloromethane	0.0058	0.00050	mg/L	0.005000		115	70-130			
Bromodichloromethane	0.0053	0.00050	mg/L	0.005000		106	70-130			
Bromoform	0.0054	0.00050	mg/L	0.005000		107	70-130			
Bromomethane	0.0065	0.00050	mg/L	0.005000		129	70-130			
Carbon tetrachloride	0.0055	0.00050	mg/L	0.005000		109	70-130			
Chlorobenzene	0.0054	0.00050	mg/L	0.005000		107	70-130			
Chloroethane	0.0051	0.00050	mg/L	0.005000		101	70-130			
Chloroform	0.0044	0.00050	mg/L	0.005000		88	70-130			
Chloromethane	0.0052	0.00050	mg/L	0.005000		104	70-130			
cis-1,2-Dichloroethene	0.0059	0.00050	mg/L	0.005000		117	70-130			
cis-1,3-Dichloropropene	0.0051	0.00050	mg/L	0.005000		101	70-130			
Dibromochloromethane	0.0055	0.00050	mg/L	0.005000		110	70-130			
Dibromomethane	0.0056	0.00050	mg/L	0.005000		112	70-130			
Dichlorodifluoromethane	0.0052	0.00050	mg/L	0.005000		105	70-130			
Ethylbenzene	0.0058	0.00050	mg/L	0.005000		116	70-130			
Hexachlorobutadiene	0.0051	0.00050	mg/L	0.005000		102	70-130			
Isopropylbenzene	0.0059	0.00050	mg/L	0.005000		118	70-130			
Methyl tert-Butyl Ether (MTBE)	0.0039	0.00050	mg/L	0.005000		79	0-200			
Methylene chloride	0.0056	0.00050	mg/L	0.005000		113	70-130			
Naphthalene	0.0042	0.00050	mg/L	0.005000		84	70-130			
n-Butylbenzene	0.0059	0.00050	mg/L	0.005000		117	70-130			
n-Propylbenzene	0.0059	0.00050	mg/L	0.005000		117	70-130			
sec-Butylbenzene	0.0059	0.00050	mg/L	0.005000		118	70-130			
Styrene	0.0058	0.00050	mg/L	0.005000		116	70-130			

Client: University of Arizona- Risk Management Services
Project: Page Ranch
Work Order: 15D0636
Date Received: 04/22/2015

QC Summary

Analyte	Result	Reporting Limit	Units	Spike Level	Source Result	%REC	%REC Limits	RPD	RPD Limit	Qual
Batch 1504286 - EPA 524.2										
LCS (1504286-BS1)				Prepared & Analyzed: 04/28/2015						
tert-Butylbenzene	0.0057	0.00050	mg/L	0.005000		115	70-130			
Tetrachloroethene	0.0057	0.00050	mg/L	0.005000		113	70-130			
Toluene	0.0056	0.00050	mg/L	0.005000		112	70-130			
trans-1,2-Dichloroethene	0.0058	0.00050	mg/L	0.005000		115	70-130			
trans-1,3-Dichloropropene	0.0048	0.00050	mg/L	0.005000		97	70-130			
Trichloroethene	0.0054	0.00050	mg/L	0.005000		108	70-130			
Trichlorofluoromethane	0.0057	0.00050	mg/L	0.005000		114	70-130			
TTHMs	0.021	0.00050	mg/L				70-130			
Vinyl chloride	0.0055	0.00050	mg/L	0.005000		109	70-130			
Xylenes, Total	0.018	0.0015	mg/L				70-130			
Surrogate: 1,2-Dichlorobenzene-d4	*1.0*		*ug/L*	*1.000*		*100*	*70-130*			
Surrogate: 4-Bromofluorobenzene	*1.0*		*ug/L*	*1.000*		*101*	*70-130*			

Client: University of Arizona- Risk Management Services
Project: Page Ranch
Work Order: 15D0636
Date Received: 04/22/2015

QC Summary

Analyte	Result	Reporting Limit	Units	Spike Level	Source Result	%REC	%REC Limits	RPD	RPD Limit	Qual
Batch 1504286 - EPA 524.2										
LCS Dup (1504286-BSD1)				Prepared & Analyzed: 04/28/2015						
1,1,1,2-Tetrachloroethane	0.0053	0.00050	mg/L	0.005000		106	70-130	1	20	
1,1,1-Trichloroethane	0.0050	0.00050	mg/L	0.005000		99	70-130	27	20	R6
1,1,2,2-Tetrachloroethane	0.0053	0.00050	mg/L	0.005000		107	70-130	5	20	
1,1,2-Trichloroethane	0.0052	0.00050	mg/L	0.005000		104	70-130	6	20	
1,1-Dichloroethane	0.0053	0.00050	mg/L	0.005000		106	70-130	8	20	
1,1-Dichloroethene	0.0057	0.00050	mg/L	0.005000		113	70-130	3	20	
1,1-Dichloropropene	0.0056	0.00050	mg/L	0.005000		112	70-130	8	20	
1,2,3-Trichlorobenzene	0.0051	0.00050	mg/L	0.005000		101	70-130	0.6	20	
1,2,3-Trichloropropane	0.0052	0.00050	mg/L	0.005000		104	70-130	10	20	
1,2,4-Trichlorobenzene	0.0049	0.00050	mg/L	0.005000		97	70-130	5	20	
1,2,4-Trimethylbenzene	0.0055	0.00050	mg/L	0.005000		109	70-130	6	20	
1,2-Dichlorobenzene	0.0053	0.00050	mg/L	0.005000		106	70-130	5	20	
1,2-Dichloroethane	0.0054	0.00050	mg/L	0.005000		109	70-130	6	20	
1,2-Dichloropropane	0.0052	0.00050	mg/L	0.005000		104	70-130	7	20	
1,3,5-Trimethylbenzene	0.0055	0.00050	mg/L	0.005000		110	70-130	6	20	
1,3-Dichlorobenzene	0.0052	0.00050	mg/L	0.005000		104	70-130	5	20	
1,3-Dichloropropane	0.0053	0.00050	mg/L	0.005000		105	70-130	4	20	
1,4-Dichlorobenzene	0.0054	0.00050	mg/L	0.005000		109	70-130	7	20	
2,2-Dichloropropane	0.0047	0.00050	mg/L	0.005000		94	70-130	11	20	
2-Chlorotoluene	0.0055	0.00050	mg/L	0.005000		109	70-130	7	20	
4-Chlorotoluene	0.0055	0.00050	mg/L	0.005000		109	70-130	6	20	
4-Isopropyltoluene	0.0055	0.00050	mg/L	0.005000		109	70-130	5	20	
Benzene	0.0054	0.00050	mg/L	0.005000		108	70-130	5	20	
Bromobenzene	0.0052	0.00050	mg/L	0.005000		104	70-130	3	20	
Bromochloromethane	0.0051	0.00050	mg/L	0.005000		102	70-130	12	20	
Bromodichloromethane	0.0051	0.00050	mg/L	0.005000		101	70-130	5	20	
Bromoform	0.0051	0.00050	mg/L	0.005000		101	70-130	6	20	
Bromomethane	0.0059	0.00050	mg/L	0.005000		118	70-130	9	20	
Carbon tetrachloride	0.0051	0.00050	mg/L	0.005000		102	70-130	7	20	
Chlorobenzene	0.0051	0.00050	mg/L	0.005000		101	70-130	5	20	
Chloroethane	0.0049	0.00050	mg/L	0.005000		98	70-130	3	20	
Chloroform	0.0061	0.00050	mg/L	0.005000		122	70-130	32	20	R6
Chloromethane	0.0048	0.00050	mg/L	0.005000		97	70-130	8	20	
cis-1,2-Dichloroethene	0.0052	0.00050	mg/L	0.005000		105	70-130	12	20	
cis-1,3-Dichloropropene	0.0049	0.00050	mg/L	0.005000		97	70-130	4	20	
Dibromochloromethane	0.0052	0.00050	mg/L	0.005000		103	70-130	6	20	
Dibromomethane	0.0052	0.00050	mg/L	0.005000		104	70-130	7	20	
Dichlorodifluoromethane	0.0050	0.00050	mg/L	0.005000		99	70-130	5	20	
Ethylbenzene	0.0055	0.00050	mg/L	0.005000		109	70-130	6	20	
Hexachlorobutadiene	0.0051	0.00050	mg/L	0.005000		102	70-130	0	20	
Isopropylbenzene	0.0054	0.00050	mg/L	0.005000		107	70-130	9	20	
Methyl tert-Butyl Ether (MTBE)	0.0038	0.00050	mg/L	0.005000		76	0-200	4	200	
Methylene chloride	0.0054	0.00050	mg/L	0.005000		108	70-130	4	20	
Naphthalene	0.0044	0.00050	mg/L	0.005000		88	70-130	4	20	
n-Butylbenzene	0.0054	0.00050	mg/L	0.005000		109	70-130	7	20	
n-Propylbenzene	0.0055	0.00050	mg/L	0.005000		110	70-130	6	20	
sec-Butylbenzene	0.0054	0.00050	mg/L	0.005000		109	70-130	8	20	
Styrene	0.0055	0.00050	mg/L	0.005000		109	70-130	7	20	

Client: University of Arizona- Risk Management Services
Project: Page Ranch
Work Order: 15D0636
Date Received: 04/22/2015

QC Summary

Analyte	Result	Reporting Limit	Units	Spike Level	Source Result	%REC	%REC Limits	RPD	RPD Limit	Qual
Batch 1504286 - EPA 524.2										
LCS Dup (1504286-BSD1)				Prepared & Analyzed: 04/28/2015						
tert-Butylbenzene	0.0054	0.00050	mg/L	0.005000		109	70-130	5	20	
Tetrachloroethene	0.0051	0.00050	mg/L	0.005000		102	70-130	10	20	
Toluene	0.0053	0.00050	mg/L	0.005000		105	70-130	6	20	
trans-1,2-Dichloroethene	0.0054	0.00050	mg/L	0.005000		108	70-130	7	20	
trans-1,3-Dichloropropene	0.0048	0.00050	mg/L	0.005000		96	70-130	0.6	20	
Trichloroethene	0.0052	0.00050	mg/L	0.005000		104	70-130	4	20	
Trichlorofluoromethane	0.0054	0.00050	mg/L	0.005000		108	70-130	5	20	
TTHMs	0.021	0.00050	mg/L				70-130	4	20	
Vinyl chloride	0.0053	0.00050	mg/L	0.005000		105	70-130	3	20	
Xylenes, Total	0.016	0.0015	mg/L				70-130	7	20	
Surrogate: 1,2-Dichlorobenzene-d4	*1.0*		*ug/L*	*1.000*		*101*	*70-130*			
Surrogate: 4-Bromofluorobenzene	*0.99*		*ug/L*	*1.000*		*99*	*70-130*			
Batch 1504303 - EPA 524.2										

Client: University of Arizona- Risk Management Services
Project: Page Ranch
Work Order: 15D0636
Date Received: 04/22/2015

QC Summary

Analyte	Result	Reporting Limit	Units	Spike Level	Source Result	%REC	%REC Limits	RPD	RPD Limit	Qual
Batch 1504303 - EPA 524.2										
Blank (1504303-BLK1)				Prepared & Analyzed: 04/29/2015						
1,1,1,2-Tetrachloroethane	ND	0.00050	mg/L							
1,1,1-Trichloroethane	ND	0.00050	mg/L							
1,1,2,2-Tetrachloroethane	ND	0.00050	mg/L							
1,1,2-Trichloroethane	ND	0.00050	mg/L							
1,1-Dichloroethane	ND	0.00050	mg/L							
1,1-Dichloroethene	ND	0.00050	mg/L							
1,1-Dichloropropene	ND	0.00050	mg/L							
1,2,3-Trichlorobenzene	ND	0.00050	mg/L							
1,2,3-Trichloropropane	ND	0.00050	mg/L							
1,2,4-Trichlorobenzene	ND	0.00050	mg/L							
1,2,4-Trimethylbenzene	ND	0.00050	mg/L							
1,2-Dichlorobenzene	ND	0.00050	mg/L							
1,2-Dichloroethane	ND	0.00050	mg/L							
1,2-Dichloropropane	ND	0.00050	mg/L							
1,3,5-Trimethylbenzene	ND	0.00050	mg/L							
1,3-Dichlorobenzene	ND	0.00050	mg/L							
1,3-Dichloropropane	ND	0.00050	mg/L							
1,4-Dichlorobenzene	ND	0.00050	mg/L							
2,2-Dichloropropane	ND	0.00050	mg/L							
2-Chlorotoluene	ND	0.00050	mg/L							
4-Chlorotoluene	ND	0.00050	mg/L							
4-Isopropyltoluene	ND	0.00050	mg/L							
Benzene	ND	0.00050	mg/L							
Bromobenzene	ND	0.00050	mg/L							
Bromochloromethane	ND	0.00050	mg/L							
Bromodichloromethane	ND	0.00050	mg/L							
Bromoform	ND	0.00050	mg/L							
Bromomethane	ND	0.00050	mg/L							
Carbon tetrachloride	ND	0.00050	mg/L							
Chlorobenzene	ND	0.00050	mg/L							
Chloroethane	ND	0.00050	mg/L							
Chloroform	ND	0.00050	mg/L							
Chloromethane	ND	0.00050	mg/L							
cis-1,2-Dichloroethene	ND	0.00050	mg/L							
cis-1,3-Dichloropropene	ND	0.00050	mg/L							
Dibromochloromethane	ND	0.00050	mg/L							
Dibromomethane	ND	0.00050	mg/L							
Dichlorodifluoromethane	ND	0.00050	mg/L							
Ethylbenzene	ND	0.00050	mg/L							
Hexachlorobutadiene	ND	0.00050	mg/L							
Isopropylbenzene	ND	0.00050	mg/L							
Methylene chloride	ND	0.00050	mg/L							
Naphthalene	ND	0.00050	mg/L							
n-Butylbenzene	ND	0.00050	mg/L							
n-Propylbenzene	ND	0.00050	mg/L							
sec-Butylbenzene	ND	0.00050	mg/L							
Styrene	ND	0.00050	mg/L							
tert-Butylbenzene	ND	0.00050	mg/L							

Client: University of Arizona- Risk Management Services
Project: Page Ranch
Work Order: 15D0636
Date Received: 04/22/2015

QC Summary

Analyte	Result	Reporting Limit	Units	Spike Level	Source Result	%REC	%REC Limits	RPD	RPD Limit	Qual
Batch 1504303 - EPA 524.2										
Blank (1504303-BLK1)				Prepared & Analyzed: 04/29/2015						
Tetrachloroethene	ND	0.00050	mg/L							
Toluene	ND	0.00050	mg/L							
trans-1,2-Dichloroethene	ND	0.00050	mg/L							
trans-1,3-Dichloropropene	ND	0.00050	mg/L							
Trichloroethene	ND	0.00050	mg/L							
Trichlorofluoromethane	ND	0.00050	mg/L							
TTHMs	ND	0.00050	mg/L							
Vinyl chloride	ND	0.00050	mg/L							
Xylenes, Total	ND	0.0015	mg/L							
Surrogate: 1,2-Dichlorobenzene-d4	*1.1*		*ug/L*	*1.000*		*109*	*70-130*			
Surrogate: 4-Bromofluorobenzene	*0.91*		*ug/L*	*1.000*		*91*	*70-130*			

Client: University of Arizona- Risk Management Services
Project: Page Ranch
Work Order: 15D0636
Date Received: 04/22/2015

QC Summary

Analyte	Result	Reporting Limit	Units	Spike Level	Source Result	%REC	%REC Limits	RPD	RPD Limit	Qual
Batch 1504303 - EPA 524.2										
LCS (1504303-BS1)				Prepared & Analyzed: 04/29/2015						
1,1,1,2-Tetrachloroethane	0.0053	0.00050	mg/L	0.005000		106	70-130			
1,1,1-Trichloroethane	0.0051	0.00050	mg/L	0.005000		102	70-130			
1,1,2,2-Tetrachloroethane	0.0058	0.00050	mg/L	0.005000		116	70-130			
1,1,2-Trichloroethane	0.0056	0.00050	mg/L	0.005000		111	70-130			
1,1-Dichloroethane	0.0054	0.00050	mg/L	0.005000		108	70-130			
1,1-Dichloroethene	0.0055	0.00050	mg/L	0.005000		111	70-130			
1,1-Dichloropropene	0.0058	0.00050	mg/L	0.005000		115	70-130			
1,2,3-Trichlorobenzene	0.0052	0.00050	mg/L	0.005000		105	70-130			
1,2,3-Trichloropropane	0.0055	0.00050	mg/L	0.005000		111	70-130			
1,2,4-Trichlorobenzene	0.0050	0.00050	mg/L	0.005000		99	70-130			
1,2,4-Trimethylbenzene	0.0057	0.00050	mg/L	0.005000		115	70-130			
1,2-Dichlorobenzene	0.0056	0.00050	mg/L	0.005000		113	70-130			
1,2-Dichloroethane	0.0056	0.00050	mg/L	0.005000		112	70-130			
1,2-Dichloropropane	0.0055	0.00050	mg/L	0.005000		109	70-130			
1,3,5-Trimethylbenzene	0.0059	0.00050	mg/L	0.005000		117	70-130			
1,3-Dichlorobenzene	0.0055	0.00050	mg/L	0.005000		110	70-130			
1,3-Dichloropropane	0.0055	0.00050	mg/L	0.005000		110	70-130			
1,4-Dichlorobenzene	0.0058	0.00050	mg/L	0.005000		115	70-130			
2,2-Dichloropropane	0.0048	0.00050	mg/L	0.005000		96	70-130			
2-Chlorotoluene	0.0059	0.00050	mg/L	0.005000		117	70-130			
4-Chlorotoluene	0.0058	0.00050	mg/L	0.005000		115	70-130			
4-Isopropyltoluene	0.0057	0.00050	mg/L	0.005000		115	70-130			
Benzene	0.0054	0.00050	mg/L	0.005000		109	70-130			
Bromobenzene	0.0054	0.00050	mg/L	0.005000		108	70-130			
Bromochloromethane	0.0052	0.00050	mg/L	0.005000		104	70-130			
Bromodichloromethane	0.0052	0.00050	mg/L	0.005000		105	70-130			
Bromoform	0.0053	0.00050	mg/L	0.005000		106	70-130			
Bromomethane	0.0058	0.00050	mg/L	0.005000		116	70-130			
Carbon tetrachloride	0.0054	0.00050	mg/L	0.005000		108	70-130			
Chlorobenzene	0.0052	0.00050	mg/L	0.005000		104	70-130			
Chloroethane	0.0048	0.00050	mg/L	0.005000		96	70-130			
Chloroform	0.0062	0.00050	mg/L	0.005000		123	70-130			
Chloromethane	0.0050	0.00050	mg/L	0.005000		100	70-130			
cis-1,2-Dichloroethene	0.0053	0.00050	mg/L	0.005000		107	70-130			
cis-1,3-Dichloropropene	0.0050	0.00050	mg/L	0.005000		99	70-130			
Dibromochloromethane	0.0053	0.00050	mg/L	0.005000		106	70-130			
Dibromomethane	0.0054	0.00050	mg/L	0.005000		108	70-130			
Dichlorodifluoromethane	0.0049	0.00050	mg/L	0.005000		98	70-130			
Ethylbenzene	0.0056	0.00050	mg/L	0.005000		112	70-130			
Hexachlorobutadiene	0.0053	0.00050	mg/L	0.005000		106	70-130			
Isopropylbenzene	0.0057	0.00050	mg/L	0.005000		114	70-130			
Methyl tert-Butyl Ether (MTBE)	0.0041	0.00050	mg/L	0.005000		81	0-200			
Methylene chloride	0.0056	0.00050	mg/L	0.005000		111	70-130			
Naphthalene	0.0045	0.00050	mg/L	0.005000		90	70-130			
n-Butylbenzene	0.0058	0.00050	mg/L	0.005000		115	70-130			
n-Propylbenzene	0.0057	0.00050	mg/L	0.005000		114	70-130			
sec-Butylbenzene	0.0057	0.00050	mg/L	0.005000		113	70-130			
Styrene	0.0057	0.00050	mg/L	0.005000		115	70-130			

Client: University of Arizona- Risk Management Services
Project: Page Ranch
Work Order: 15D0636
Date Received: 04/22/2015

QC Summary

Analyte	Result	Reporting Limit	Units	Spike Level	Source Result	%REC	%REC Limits	RPD	RPD Limit	Qual
Batch 1504303 - EPA 524.2										
LCS (1504303-BS1)				Prepared & Analyzed: 04/29/2015						
tert-Butylbenzene	0.0056	0.00050	mg/L	0.005000		112	70-130			
Tetrachloroethene	0.0054	0.00050	mg/L	0.005000		108	70-130			
Toluene	0.0054	0.00050	mg/L	0.005000		108	70-130			
trans-1,2-Dichloroethene	0.0056	0.00050	mg/L	0.005000		111	70-130			
trans-1,3-Dichloropropene	0.0051	0.00050	mg/L	0.005000		102	70-130			
Trichloroethene	0.0052	0.00050	mg/L	0.005000		104	70-130			
Trichlorofluoromethane	0.0055	0.00050	mg/L	0.005000		110	70-130			
TTHMs	0.022	0.00050	mg/L				70-130			
Vinyl chloride	0.0053	0.00050	mg/L	0.005000		106	70-130			
Xylenes, Total	0.017	0.0015	mg/L				70-130			
Surrogate: 1,2-Dichlorobenzene-d4	*1.0*		*ug/L*	*1.000*		*103*	*70-130*			
Surrogate: 4-Bromofluorobenzene	*1.0*		*ug/L*	*1.000*		*100*	*70-130*			

Client: University of Arizona- Risk Management Services
Project: Page Ranch
Work Order: 15D0636
Date Received: 04/22/2015

QC Summary

Analyte	Result	Reporting Limit	Units	Spike Level	Source Result	%REC	%REC Limits	RPD	RPD Limit	Qual
Batch 1504303 - EPA 524.2										
LCS Dup (1504303-BSD1)				Prepared & Analyzed: 04/29/2015						
1,1,1,2-Tetrachloroethane	0.0054	0.00050	mg/L	0.005000		108	70-130	1	20	
1,1,1-Trichloroethane	0.0049	0.00050	mg/L	0.005000		98	70-130	4	20	
1,1,2,2-Tetrachloroethane	0.0057	0.00050	mg/L	0.005000		114	70-130	1	20	
1,1,2-Trichloroethane	0.0057	0.00050	mg/L	0.005000		113	70-130	2	20	
1,1-Dichloroethane	0.0054	0.00050	mg/L	0.005000		108	70-130	0.6	20	
1,1-Dichloroethene	0.0054	0.00050	mg/L	0.005000		108	70-130	3	20	
1,1-Dichloropropene	0.0057	0.00050	mg/L	0.005000		114	70-130	1	20	
1,2,3-Trichlorobenzene	0.0052	0.00050	mg/L	0.005000		103	70-130	1	20	
1,2,3-Trichloropropane	0.0055	0.00050	mg/L	0.005000		110	70-130	0.7	20	
1,2,4-Trichlorobenzene	0.0050	0.00050	mg/L	0.005000		99	70-130	0	20	
1,2,4-Trimethylbenzene	0.0056	0.00050	mg/L	0.005000		112	70-130	2	20	
1,2-Dichlorobenzene	0.0056	0.00050	mg/L	0.005000		111	70-130	1	20	
1,2-Dichloroethane	0.0056	0.00050	mg/L	0.005000		112	70-130	0.4	20	
1,2-Dichloropropane	0.0055	0.00050	mg/L	0.005000		109	70-130	0	20	
1,3,5-Trimethylbenzene	0.0057	0.00050	mg/L	0.005000		113	70-130	3	20	
1,3-Dichlorobenzene	0.0055	0.00050	mg/L	0.005000		109	70-130	0.9	20	
1,3-Dichloropropane	0.0054	0.00050	mg/L	0.005000		109	70-130	0.9	20	
1,4-Dichlorobenzene	0.0056	0.00050	mg/L	0.005000		112	70-130	3	20	
2,2-Dichloropropane	0.0048	0.00050	mg/L	0.005000		97	70-130	1	20	
2-Chlorotoluene	0.0056	0.00050	mg/L	0.005000		111	70-130	5	20	
4-Chlorotoluene	0.0056	0.00050	mg/L	0.005000		112	70-130	3	20	
4-Isopropyltoluene	0.0055	0.00050	mg/L	0.005000		110	70-130	4	20	
Benzene	0.0054	0.00050	mg/L	0.005000		108	70-130	0.4	20	
Bromobenzene	0.0053	0.00050	mg/L	0.005000		107	70-130	1	20	
Bromochloromethane	0.0055	0.00050	mg/L	0.005000		109	70-130	5	20	
Bromodichloromethane	0.0053	0.00050	mg/L	0.005000		105	70-130	0.4	20	
Bromoform	0.0052	0.00050	mg/L	0.005000		105	70-130	1	20	
Bromomethane	0.0060	0.00050	mg/L	0.005000		119	70-130	3	20	
Carbon tetrachloride	0.0052	0.00050	mg/L	0.005000		104	70-130	3	20	
Chlorobenzene	0.0053	0.00050	mg/L	0.005000		105	70-130	0.6	20	
Chloroethane	0.0048	0.00050	mg/L	0.005000		97	70-130	0.4	20	
Chloroform	0.0040	0.00050	mg/L	0.005000		79	70-130	44	20	R6
Chloromethane	0.0050	0.00050	mg/L	0.005000		100	70-130	0	20	
cis-1,2-Dichloroethene	0.0055	0.00050	mg/L	0.005000		110	70-130	3	20	
cis-1,3-Dichloropropene	0.0049	0.00050	mg/L	0.005000		99	70-130	0.8	20	
Dibromochloromethane	0.0053	0.00050	mg/L	0.005000		106	70-130	0.4	20	
Dibromomethane	0.0055	0.00050	mg/L	0.005000		110	70-130	2	20	
Dichlorodifluoromethane	0.0047	0.00050	mg/L	0.005000		95	70-130	4	20	
Ethylbenzene	0.0055	0.00050	mg/L	0.005000		109	70-130	3	20	
Hexachlorobutadiene	0.0051	0.00050	mg/L	0.005000		101	70-130	5	20	
Isopropylbenzene	0.0055	0.00050	mg/L	0.005000		109	70-130	4	20	
Methyl tert-Butyl Ether (MTBE)	0.0040	0.00050	mg/L	0.005000		80	0-200	1	200	
Methylene chloride	0.0054	0.00050	mg/L	0.005000		109	70-130	3	20	
Naphthalene	0.0046	0.00050	mg/L	0.005000		93	70-130	3	20	
n-Butylbenzene	0.0055	0.00050	mg/L	0.005000		111	70-130	4	20	
n-Propylbenzene	0.0056	0.00050	mg/L	0.005000		111	70-130	2	20	
sec-Butylbenzene	0.0055	0.00050	mg/L	0.005000		110	70-130	3	20	
Styrene	0.0055	0.00050	mg/L	0.005000		110	70-130	4	20	

Client: University of Arizona- Risk Management Services
Project: Page Ranch
Work Order: 15D0636
Date Received: 04/22/2015

QC Summary

Analyte	Result	Reporting Limit	Units	Spike Level	Source Result	%REC	%REC Limits	RPD	RPD Limit	Qual
Batch 1504303 - EPA 524.2										
LCS Dup (1504303-BSD1)				Prepared & Analyzed: 04/29/2015						
tert-Butylbenzene	0.0056	0.00050	mg/L	0.005000		111	70-130	0.7	20	
Tetrachloroethene	0.0053	0.00050	mg/L	0.005000		105	70-130	3	20	
Toluene	0.0054	0.00050	mg/L	0.005000		108	70-130	0.2	20	
trans-1,2-Dichloroethene	0.0054	0.00050	mg/L	0.005000		108	70-130	3	20	
trans-1,3-Dichloropropene	0.0050	0.00050	mg/L	0.005000		99	70-130	2	20	
Trichloroethene	0.0051	0.00050	mg/L	0.005000		102	70-130	2	20	
Trichlorofluoromethane	0.0054	0.00050	mg/L	0.005000		108	70-130	2	20	
TTHMs	0.020	0.00050	mg/L				70-130	11	20	
Vinyl chloride	0.0052	0.00050	mg/L	0.005000		104	70-130	2	20	
Xylenes, Total	0.017	0.0015	mg/L				70-130	1	20	
Surrogate: 1,2-Dichlorobenzene-d4	*1.0*		*ug/L*	*1.000*		*102*	*70-130*			
Surrogate: 4-Bromofluorobenzene	*0.96*		*ug/L*	*1.000*		*96*	*70-130*			

Client: University of Arizona- Risk Management Services
Project: Page Ranch
Work Order: 15D0636
Date Received: 04/22/2015

QC Summary

Analyte	Result	Reporting Limit	Units	Spike Level	Source Result	%REC	%REC Limits	RPD	RPD Limit	Qual
Batch 1504243 - E300										
Blank (1504243-BLK1)				Prepared & Analyzed: 04/23/2015						
Chloride	ND	1.0	mg/L							
Sulfate	ND	5.0	mg/L							
LCS (1504243-BS1)				Prepared & Analyzed: 04/23/2015						
Chloride	11	1.0	mg/L	12.50		92	90-110			
Sulfate	12	5.0	mg/L	12.50		96	90-110			
LCS Dup (1504243-BSD1)				Prepared & Analyzed: 04/23/2015						
Chloride	11	1.0	mg/L	12.50		91	90-110	1	10	
Sulfate	12	5.0	mg/L	12.50		95	90-110	1	10	
Matrix Spike (1504243-MS1)	**Source: 15D0631-01**			Prepared & Analyzed: 04/23/2015						
Chloride	17	1.0	mg/L	12.50	6.2	89	80-120			
Sulfate	15	5.0	mg/L	12.50	3.2	90	80-120			
Matrix Spike Dup (1504243-MSD1)	**Source: 15D0631-01**			Prepared & Analyzed: 04/23/2015						
Chloride	17	1.0	mg/L	12.50	6.2	88	80-120	0.7	10	
Sulfate	14	5.0	mg/L	12.50	3.2	89	80-120	0.9	10	

TURNER LABORATORIES INC.
2445 N. Coyote Drive, Suite 104
Tucson, Arizona 85745
(520) 882-5880
Fax: (520) 882-9788
www.turnerlabs.com

CHAIN OF CUSTODY/LABORATORY ANALYSIS REQUEST FORM

TURNER WORK ORDER # 15D0636 DATE 4/22/15 PAGE 1 OF 1

PROJECT NAME Page Ranch #
CONTACT NAME Lloyd Wundrock
COMPANY NAME UA Risk Management
ADDRESS PO Box 210300, Tucson, AZ 85721
PHONE 621-1790 FAX 621-3706
SAMPLER'S SIGNATURE LM Wundrock

CIRCLE ANALYSIS REQUESTED AND/OR CHECK THE APPROPRIATE BOX

SAMPLE I.D.	DATE	TIME	LAB I.D.	SAMPLE MATRIX*	NUMBER OF CONTAINERS	Base Neutrals 625/8270	Acids	Volatile Organics 624/524.2/8260	TTHMS	HAA5	Pesticides 8081	PCBs 8082	NO_2	NO_3	TKN	Oil and Grease Grav. 1664A	VOA	TCLP Semi-VOA	Pest.	TCLP	Dissolved	Total	RCRA8	Total	Total	Amen.	WAD	SDWA-INORGANICS PRIMARY	MPN	SECONDARY	pH	COD	Cr_6	Coliform	Cl_2	TSS	BOD	200.7 Metals	300.0 Anions	504
MW #5	4/22/15	0900		GW	11	X	X			X																											X	X	X
Trip Blank							X																																	

1. RELINQUISHED BY: LM Wundrock
Signature
LM WUNDROCK
Printed Name
UofA
Firm
04-22-15 / 1215
Date/Time

2. RECEIVED BY: Kelly G. Christ
Signature
Kelly G. Christ
Printed Name
UA
Firm
4/22/15 1215
Date/Time

TURNAROUND REQUIREMENTS:
- [x] Standard (approx. 10 days)*
- [ ] Next Day [ ] 2 Day [ ] 5 Day*
- [ ] Email Preliminary Results To:

* Working Days

REPORT REQUIREMENTS:
- [ ] I. Routine Report
- [ ] II. Report (includes DUP, MS, MSD, as required, may be charged as samples)
- [x] III. Date Validation Report (Includes All Raw Data) Add 10% to invoice

INVOICE INFORMATION:
Account [ ] Y [ ] N
P.O. #
Bill to:

SAMPLE RECEIPT:
Total Containers 11
Temperature 2.1
[x] Wet Ice [ ] Blue Ice

3. RELINQUISHED BY: Kelly G. Christ
Signature
Kelly G. Christ
Printed Name
UA
Firm
4/22/15 1324
Date/Time

4. RECEIVED BY: Dawn Weeks
Signature
Dawn Weeks
Printed Name
TURNER LABORATORIES, INC.
Firm
4/22/15 1324
Date/Time

* LEGEND
DW = DRINKING WATER
GW = GROUNDWATER
SD = SOLID
SG = SLUDGE
SL = SOIL
ST = STORMWATER
WW = WASTEWATER

SPECIAL INSTRUCTIONS/COMMENTS:

Compliance Analysis: [ ] Yes [ ] No	Custody Seals [ ]	Preservation Confirmation [ ]
ADEQ Forms: [ ] Yes [ ] No	Container Intact [x]	Appropriate Head Space [ ]
Mail ADEQ Forms: [ ] Yes [ ] No	COC / Labels Agree [x]	Received Within Hold Time [x]

Metals-Mn, Na Anions-Cl, SO$, QA/QC Level III Package
Hard Copy Report/Writable CD Send Report to ADEQ Electronically

TURNER LABORATORIES INC
2445 N. Coyote Drive, Suite 104
Tucson, Arizona 85745
(520) 882-5880
Fax: (520) 882-9788
www.turnerlabs.com

CHAIN OF CUSTODY/LABORATORY ANALYSIS REQUEST FORM

TURNER WORK ORDER # 15D0630 DATE 4/22/15 PAGE 1 OF 1

PROJECT NAME Page Ranch #
CONTACT NAME Lloyd Wundrock
COMPANY NAME UA Risk Management
ADDRESS PO Box 210300, Tucson, AZ 85721
PHONE 621-1790 FAX 621-3706
SAMPLER'S SIGNATURE L M Wundrock

CIRCLE ANALYSIS REQUESTED AND/OR CHECK THE APPROPRIATE BOX

SAMPLE I.D.	DATE	TIME	LAB I.D.	SAMPLE MATRIX*	NUMBER OF CONTAINERS	Base Neutrals 625/8270	Acids	Volatile Organics 624/624.2/8260	TTHMS	HAAS	Pesticides 8081	PCB's 8082	NO_2	NO_3	TKN	Oil and Grease Grav. 1664A	VOA	TCLP Analysis Semi-VOA	Pest.	TCLP	Metals Total	Dissolved	RCRA8	Total	Cyanide Amen.	WAD	SDWA-INORGANICS PRIMARY	SECONDARY	MPN	Coliform	pH	Color	Cl	Cl_2	COD	TSS	BOD	2W.7 Metals	300.0 Anions	504		
MW #1	4/22/15	1105		GW	11	X	X		X																												X	X	X		
Trip Blank							X																																			

1. RELINQUISHED BY: L M Wundrock
Signature
LM WUNDROCK
Printed Name
UofA
Firm
04-22-15 / 1215
Date/Time

2. RECEIVED BY: [illegible]
Signature
[illegible]
Printed Name
UA
Firm
4/22/15 1215
Date/Time

TURNAROUND REQUIREMENTS:
- [x] Standard (approx. 10 days)*
- [ ] Next Day [ ] 2 Day [ ] 5 Day*
- [ ] Email Preliminary Results To:

* Working Days

REPORT REQUIREMENTS:
- [ ] I. Routine Report
- [ ] II. Report (includes DUP, MS, MSD, as required, may be charged as samples)
- [x] III. Date Validation Report (Includes All Raw Data) Add 10% to invoice

INVOICE INFORMATION:
Account [ ] Y [ ] N
P.O. #
Bill to:

SAMPLE RECEIPT:
Total Containers 11
Temperature 2.1
[x] Wet Ice [ ] Blue Ice

3. RELINQUISHED BY: [illegible]
Signature
[illegible]
Printed Name
UA
Firm
4/22/15 1314
Date/Time

4. RECEIVED BY: [illegible]
Signature
[illegible]
Printed Name
TURNER LABORATORIES, INC.
Firm
4/22/15 1327
Date/Time

* LEGEND
- DW = DRINKING WATER
- GW = GROUNDWATER
- SD = SOLID
- SG = SLUDGE
- SL = SOIL
- ST = STORMWATER
- WW = WASTEWATER

SPECIAL INSTRUCTIONS/COMMENTS:

Compliance Analysis: [ ] Yes [ ] No	Custody Seals [ ]	Preservation Confirmation [x]
ADEQ Forms: [ ] Yes [ ] No	Container Intact [x]	Appropriate Head Space [x]
Mail ADEQ Forms: [ ] Yes [ ] No	COC / Labels Agree [x]	Received Within Hold Time [x]

Metals-Mn, Na Anions-Cl, SO$, QA/QC Level III Package
Hard Copy Report/Writable CD Send Report to ADEQ Electronically

TURNER LABORATORIES INC.
2445 N. Coyote Drive, Suite 104
Tucson, Arizona 85745
(520) 882-5880
Fax: (520) 882-9788
www.turnerlabs.com

CHAIN OF CUSTODY/LABORATORY ANALYSIS REQUEST FORM

TURNER WORK ORDER # 15D0631 DATE 4/22/15 PAGE 1 OF 1

PROJECT NAME Page Ranch #
CONTACT NAME Lloyd Wundrock
COMPANY NAME UA Risk Management
ADDRESS PO Box 210300, Tucson, AZ 85721
PHONE 621-1790 FAX 621-3706
SAMPLER'S SIGNATURE LM Wundrock

CIRCLE ANALYSIS REQUESTED AND/OR CHECK THE APPROPRIATE BOX

SAMPLE I.D.	DATE	TIME	LAB I.D.	SAMPLE MATRIX*	NUMBER OF CONTAINERS	Base Neutrals 625/8270	Acids	Volatile Organics 624/8240/8260	TTHMS	HAAS	Pesticides (8081)	PCB's 8082	NO_2	NO_3	TKN	Oil and Grease Grav. 1664A	VOA	TCLP Analysis Semi-VOA	Pest.	TCLP	Metals Total	Dissolved	RCRA8	Total	Cyanide Amen.	WAD	SDWA-INORGANICS PRIMARY	SECONDARY	Coliform	MPN	pH	Cl	Coliert	COD	TSS	BOD	200.7 Metals	300.0 Anions	504
MW #2	4/22/15	1105		GW	15	X	X		X																										X	X	X		
Trip Blank							X																																

1. RELINQUISHED BY: LM Wundrock
Signature
LM WUNDROCK
Printed Name
UofA
Firm
04-22-15/1215
Date/Time

2. RECEIVED BY:
Signature
Printed Name
UA
Firm
4/22/15 1215
Date/Time

TURNAROUND REQUIREMENTS:
- [x] Standard (approx. 10 days)*
- [ ] Next Day [ ] 2 Day [ ] 5 Day*
- [ ] Email Preliminary Results To:

* Working Days

REPORT REQUIREMENTS:
- [ ] I. Routine Report
- [ ] II. Report (includes DUP, MS, MSD, as required, may be charged as samples)
- [x] III. Date Validation Report (Includes All Raw Data) Add 10% to invoice

INVOICE INFORMATION:
Account [ ] Y [ ] N
P.O. #
Bill to:

SAMPLE RECEIPT:
Total Containers 15
Temperature 2.1
[ ] Wet Ice [ ] Blue Ice

3. RELINQUISHED BY:
Signature
Printed Name
UA
Firm
4/22/15 1324
Date/Time

4. RECEIVED BY:
Signature
Printed Name
TURNER LABORATORIES, INC.
Firm
4/22/15 1324
Date/Time

* LEGEND
- DW = DRINKING WATER
- GW = GROUNDWATER
- SD = SOLID
- SG = SLUDGE
- SL = SOIL
- ST = STORMWATER
- WW = WASTEWATER

SPECIAL INSTRUCTIONS/COMMENTS:

Compliance Analysis: [ ] Yes [ ] No	Custody Seals [ ]	Preservation Confirmation [ ]
ADEQ Forms: [ ] Yes [ ] No	Container Intact [ ]	Appropriate Head Space [ ]
Mail ADEQ Forms: [ ] Yes [ ] No	COC / Labels Agree [ ]	Received Within Hold Time [ ]

Metals-Mn, Na Anions-Cl, SO$, QA/QC Level III Package
Hard Copy Report/Writable CD Send Report to ADEQ Electronically

TURNER LABORATORIES INC.
2445 N. Coyote Drive, Suite 104
Tucson, Arizona 85745
(520) 882-5880
Fax: (520) 882-9788
www.turnerlabs.com

CHAIN OF CUSTODY/LABORATORY ANALYSIS REQUEST FORM

TURNER WORK ORDER # 15D0632 DATE 4/22/15 PAGE 1 OF 1

PROJECT NAME Page Ranch #
CONTACT NAME Lloyd Wundrock
COMPANY NAME UA Risk Management
ADDRESS PO Box 210300, Tucson, AZ 85721
PHONE 621-1790 FAX 621-3706
SAMPLER'S SIGNATURE LM Wundrock

CIRCLE ANALYSIS REQUESTED AND/OR CHECK THE APPROPRIATE BOX

SAMPLE I.D.	DATE	TIME	LAB I.D.	SAMPLE MATRIX*	NUMBER OF CONTAINERS	Base Neutrals 625/8270	Acids	Volatile Organics 624/624.2/8260	THMs	HAAS	Pesticides 8081	PCB's 8082	NO_2	NO_3	TKN	Oil and Grease Grav. 1664A	VOA	TCLP Analysis Semi-VOA	Pest.	TCLP	Dissolved	Metals Total	RCRA8	Total	Cyanide Amen.	WAD	SDWA-INORGANICS PRIMARY	SECONDARY	MPN	Coliform	pH	Cl₂	COD	Cl₂	TSS	BOD	200.7 Metals	300.0 Anions	504
MW #3	4/22/15	1005		GW	11	X	X			X																								X	X	X		
Trip Blank							X																															

1. RELINQUISHED BY: LM Wundrock
Signature: LM Wundrock
Printed Name: UofA
Firm:
Date/Time: 04-22-15/1215

2. RECEIVED BY: Jeff G. Christ
Signature: Jeff G. Christ
Printed Name: UA
Firm: Turner
Date/Time: 1215

TURNAROUND REQUIREMENTS:
- [x] Standard (approx. 10 days)*
- [ ] Next Day [ ] 2 Day [ ] 5 Day*
- [ ] Email Preliminary Results To:

* Working Days

REPORT REQUIREMENTS:
- [ ] I. Routine Report
- [ ] II. Report (includes DUP, MS, MSD, as required, may be charged as samples)
- [x] III. Date Validation Report (Includes All Raw Data) Add 10% to invoice

INVOICE INFORMATION:
Account [ ] Y [ ] N
P.O. #
Bill to:

SAMPLE RECEIPT:
Total Containers 11
Temperature 2.1
[x] Wet Ice [ ] Blue Ice

3. RELINQUISHED BY:
Signature:
Printed Name: UA
Firm:
Date/Time: 1324

4. RECEIVED BY: Dean Weyer
Signature:
Printed Name:
Firm: TURNER LABORATORIES, INC.
Date/Time: 4/22/15 1324

* LEGEND
- DW = DRINKING WATER
- GW = GROUNDWATER
- SD = SOLID
- SG = SLUDGE
- SL = SOIL
- ST = STORMWATER
- WW = WASTEWATER

SPECIAL INSTRUCTIONS/COMMENTS:

Compliance Analysis: [ ] Yes [ ] No	Custody Seals [ ]	Preservation Confirmation [x]
ADEQ Forms: [ ] Yes [ ] No	Container Intact [x]	Appropriate Head Space [x]
Mail ADEQ Forms: [ ] Yes [ ] No	COC / Labels Agree [x]	Received Within Hold Time [x]

Metals-Mn, Na Anions-Cl, SO$, QA/QC Level III Package
Hard Copy Report/Writable CD Send Report to ADEQ Electronically

TURNER LABORATORIES INC
2445 N. Coyote Drive, Suite 104
Tucson, Arizona 85745
(520) 882-5880
Fax: (520) 882-9788
www.turnerlabs.com

CHAIN OF CUSTODY/LABORATORY ANALYSIS REQUEST FORM

TURNER WORK ORDER # 15D0633 DATE 4/22/15 PAGE 1 OF 1

PROJECT NAME Page Ranch #
CONTACT NAME Lloyd Wundrock
COMPANY NAME UA Risk Management
ADDRESS PO Box 210300, Tucson, AZ 85721
PHONE 621-1790 FAX 621-3706
SAMPLER'S SIGNATURE LM Wundrock

CIRCLE ANALYSIS REQUESTED AND/OR CHECK THE APPROPRIATE BOX

SAMPLE I.D.	DATE	TIME	LAB I.D.	SAMPLE MATRIX*	NUMBER OF CONTAINERS	Base Neutrals 625/8270	Acids	Volatile Organics 624/8240/8260	TTHMS	HAAS	Pesticides 8081	PCB's 8082	NO_2	NO_3	TKN	Oil and Grease Grav. 1664A	VOA	TCLP Analysis Semi-VOA	Pest	TCLP	Metals Total	Dissolved	RCRA8	Total	Cyanide Amen.	WAD	SDWA-INORGANICS PRIMARY	MPN	SECONDARY Coliform	pH	Cl₂	COD	Cl₂	Coliform	TSS	BOD	2003 Metals	1003 Anions	504		
MW #3 Dup	4/22/15	1005		GW	11	X	X		X																										X	X	X		
Trip Blank							X																																

1. RELINQUISHED BY: LM Wundrock
Signature
LM WUNDROCK
Printed Name
UA
Firm
04-22-15/1215
Date/Time

2. RECEIVED BY:
Signature
Printed Name
Firm
4/22/15 1215
Date/Time

TURNAROUND REQUIREMENTS:
✓ Standard (approx. 10 days)*
Next Day 2 Day 5 Day*
Email Preliminary Results To:
* Working Days

REPORT REQUIREMENTS:
I. Routine Report
II. Report (includes DUP, MS, MSD, as required, may be charged as samples)
✓ III. Date Validation Report (Includes All Raw Data) Add 10% to invoice

INVOICE INFORMATION:
Account Y N
P.O. #
Bill to:

SAMPLE RECEIPT:
Total Containers 11
Temperature 2.1
☒ Wet Ice ☐ Blue Ice

3. RELINQUISHED BY:
Signature
Printed Name
UA
Firm
4/22/15 1324
Date/Time

4. RECEIVED BY:
Signature
Printed Name
TURNER LABORATORIES, INC.
Firm
4/22/15 1324
Date/Time

* LEGEND
DW = DRINKING WATER
GW = GROUNDWATER
SD = SOLID
SG = SLUDGE
SL = SOIL
ST = STORMWATER
WW = WASTEWATER

SPECIAL INSTRUCTIONS/COMMENTS:

Compliance Analysis:	☐ Yes ☐ No	Custody Seals	☐	Preservation Confirmation	☒
ADEQ Forms:	☐ Yes ☐ No	Container Intact	☒	Appropriate Head Space	☒
Mail ADEQ Forms:	☐ Yes ☐ No	COC / Labels Agree	☒	Received Within Hold Time	☒

Metals-Mn, Na Anions-Cl, SO$, QA/QC Level III Package
Hard Copy Report/Writable CD Send Report to ADEQ Electronically

TURNER LABORATORIES INC.
2445 N. Coyote Drive, Suite 104
Tucson, Arizona 85745
(520) 882-5880
Fax: (520) 882-9788
www.turnerlabs.com

CHAIN OF CUSTODY/LABORATORY ANALYSIS REQUEST FORM

TURNER WORK ORDER # 1500634 DATE 4/22/15 PAGE 1 OF 1

PROJECT NAME Page Ranch #
CONTACT NAME Lloyd Wundrock
COMPANY NAME UA Risk Management
ADDRESS PO Box 210300, Tucson, AZ 85721
PHONE 621-1790 FAX 621-3706
SAMPLER'S SIGNATURE

CIRCLE ANALYSIS REQUESTED AND/OR CHECK THE APPROPRIATE BOX

SAMPLE I.D.	DATE	TIME	LAB I.D.	SAMPLE MATRIX*	NUMBER OF CONTAINERS	Base Neutrals 625/8270	Acids	Volatile Organics 624/8240/8260	THMS	HAA5	Pesticides 8081	PCB's 8082	NO_2	NO_3	TKN	Oil and Grease Grav. 1664A	VOA	TCLP Analysis Semi-VOA	Pest.	TCLP	Dissolved	Metals Total	RCRA8	Total	Cyanide Amen.	WAD	SDWA-INORGANICS PRIMARY	SECONDARY	MPN	Coliform	pH	Coliform	Cl_2	Cl_4	COD	TSS	BOD	200.7 Metals	300.0 Anions	504		
MW #4	4/22/15	1200		GW	11	X	X		X																										X	X	X				
Trip Blank							X																																		

1. RELINQUISHED BY: Signature; Printed Name LM WUNDROCK; Firm UofA; Date/Time 04-22-15/1215
2. RECEIVED BY: Signature; Printed Name; Firm; Date/Time 4/22/15 1215
3. RELINQUISHED BY: Signature; Printed Name; Firm; Date/Time 4/22/15 1324
4. RECEIVED BY: Signature; Printed Name; Firm TURNER LABORATORIES, INC.; Date/Time 4/22/15 1324

TURNAROUND REQUIREMENTS:
- [x] Standard (approx. 10 days)*
- [ ] Next Day [ ] 2 Day [ ] 5 Day*
- [ ] Email Preliminary Results To:

* Working Days

REPORT REQUIREMENTS:
- [ ] I. Routine Report
- [ ] II. Report (includes DUP, MS, MSD, as required, may be charged as samples)
- [x] III. Date Validation Report (Includes All Raw Data) Add 10% to invoice

INVOICE INFORMATION:
Account [ ] Y [ ] N
P.O. #
Bill to:

SAMPLE RECEIPT:
Total Containers 11
Temperature 2.1
[x] Wet Ice [ ] Blue Ice

* LEGEND
- DW = DRINKING WATER
- GW = GROUNDWATER
- SD = SOLID
- SG = SLUDGE
- SL = SOIL
- ST = STORMWATER
- WW = WASTEWATER

SPECIAL INSTRUCTIONS/COMMENTS:

Compliance Analysis: [ ] Yes [ ] No	Custody Seals [ ]	Preservation Confirmation [x]
ADEQ Forms: [ ] Yes [ ] No	Container Intact [x]	Appropriate Head Space [ ]
Mail ADEQ Forms: [ ] Yes [ ] No	COC / Labels Agree [x]	Received Within Hold Time [ ]

Metals-Mn, Na Anions-Cl, SO$, QA/QC Level III Package
Hard Copy Report/Writable CD Send Report to ADEQ Electronically

2445 N. Coyote Drive, Suite 104
Tucson, Arizona 85745
(520) 882-5880
Fax: (520) 882-9788
www.turnerlabs.com

CHAIN OF CUSTODY/LABORATORY ANALYSIS REQUEST FORM

TURNER WORK ORDER # 15D0635 DATE 4/22/15 PAGE 1 OF 1

PROJECT NAME Page Ranch #
CONTACT NAME Lloyd Wundrock
COMPANY NAME UA Risk Management
ADDRESS PO Box 210300, Tucson, AZ 85721
PHONE 621-1790 FAX 621-3706
SAMPLER'S SIGNATURE LM Wundrock

CIRCLE ANALYSIS REQUESTED AND/OR CHECK THE APPROPRIATE BOX

SAMPLE I.D.	DATE	TIME	LAB I.D.	SAMPLE MATRIX*	NUMBER OF CONTAINERS	Base Neutrals 625/8270	Acids	Volatile Organics 624/524.2/8260	TTHMS	HAAS	Pesticides 8081	PCB's 8082	NO_2	NO_3	TKN	Oil and Grease Grav. 1664A	VOA	TCLP Analysis SemiVOA	Pest.	TCLP	Metals Total	Dissolved	RCRA8	Total	Cyanide Amen.	WAD	SDWA-INORGANICS PRIMARY	SECONDARY	MPN	Coliform	pH	Coliform	Cl	Cl_2	COD	TSS	BOD	2007 Metals	2008 Anions	SO4		
MW #4 Dup	4/22/15	1200		GW	11	X		X		X																											X	X	X		
Trip Blank								X																																		

1. RELINQUISHED BY: LM Wundrock
Signature
LM WUNDROCK
Printed Name
UofA
Firm
04-22-15/1215
Date/Time

2. RECEIVED BY: Kelly G. Christ
Signature
Printed Name
UA
Firm
4/22/15 11:15
Date/Time

TURNAROUND REQUIREMENTS:
- [x] Standard (approx. 10 days)*
- [ ] Next Day [ ] 2 Day [ ] 5 Day*
- [ ] Email Preliminary Results To:

* Working Days

REPORT REQUIREMENTS:
- [ ] I. Routine Report
- [ ] II. Report (includes DUP, MS, MSD, as required, may be charged as samples)
- [x] III. Date Validation Report (Includes All Raw Data) Add 10% to invoice

INVOICE INFORMATION:
Account [ ] Y [ ] N
P.O. #
Bill to:

SAMPLE RECEIPT:
Total Containers 11
Temperature 2.1
[x] Wet Ice [ ] Blue Ice

3. RELINQUISHED BY:
Signature
Kelly G. Christ
Printed Name
UA
Firm
4/22/15 1324
Date/Time

4. RECEIVED BY: Dawn Weyer
Signature
Printed Name
TURNER LABORATORIES, INC.
Firm
4/22/15 1324
Date/Time

* LEGEND
- DW = DRINKING WATER
- GW = GROUNDWATER
- SD = SOLID
- SG = SLUDGE
- SL = SOIL
- ST = STORMWATER
- WW = WASTEWATER

SPECIAL INSTRUCTIONS/COMMENTS:

Compliance Analysis: [ ] Yes [ ] No	Custody Seals [ ]	Preservation Confirmation [ ]
ADEQ Forms: [ ] Yes [ ] No	Container Intact [x]	Appropriate Head Space [ ]
Mail ADEQ Forms: [ ] Yes [ ] No	COC / Labels Agree [x]	Received Within Hold Time [ ]

Metals-Mn, Na Anions-Cl, SO$, QA/QC Level III Package
Hard Copy Report/Writable CD Send Report to ADEQ Electronically

2445 N. Coyote Drive, Suite 104
Tucson, Arizona 85745
(520) 882-5880
Fax: (520) 882-9788
www.turnerlabs.com

CHAIN OF CUSTODY/LABORATORY ANALYSIS REQUEST FORM

TURNER WORK ORDER # 15D0636 DATE 4/22/15 PAGE 1 OF 1

PROJECT NAME Page Ranch #
CONTACT NAME Lloyd Wundrock
COMPANY NAME UA Risk Management
ADDRESS PO Box 210300, Tucson, AZ 85721
PHONE 621-1790 FAX 621-3706
SAMPLER'S SIGNATURE L M Wundrock

CIRCLE ANALYSIS REQUESTED AND/OR CHECK THE APPROPRIATE BOX

SAMPLE I.D.	DATE	TIME	LAB I.D.	SAMPLE MATRIX*	NUMBER OF CONTAINERS	Base Neutrals 625/8270	Acids	Volatile Organics 624/524.2/8260	TTHMS	HAA5	Pesticides (8081)	PCB's 8082	NO_2	NO_3	TKN	Oil and Grease Grav. 1664A	VOA	TCLP Analysis Semi-VOA	Pest.	TCLP	Dissolved	Total	Metals	RCRA8	Total	Total	Cyanide	Amen.	WAD	SDWA-INORGANICS PRIMARY	SECONDARY	MPN	Coliform	pH	Cl2	Cl2	COD	TSS	BOD	200.7 Metals	200.0 Anions	504		
MW #5	4/22/15	0900		GW	11	X		X			X																												X	X	X		
Trip Blank								X																																			

1. RELINQUISHED BY: L M Wundrock
Signature
L M WUNDROCK
Printed Name
UA
Firm
04-22-15 / 1215
Date/Time

2. RECEIVED BY: Jeff G. Christ
Signature
Printed Name
UA
Firm
4/22/15 1217
Date/Time

TURNAROUND REQUIREMENTS:
- [x] Standard (approx. 10 days)*
- [ ] Next Day [ ] 2 Day [ ] 5 Day*
- [ ] Email Preliminary Results To:

* Working Days

REPORT REQUIREMENTS:
- [ ] I. Routine Report
- [ ] II. Report (includes DUP, MS, MSD, as required, may be charged as samples)
- [x] III. Date Validation Report (Includes All Raw Data) Add 10% to invoice

INVOICE INFORMATION:
Account [ ] Y [ ] N
P.O. #
Bill to:

SAMPLE RECEIPT:
Total Containers 11
Temperature 2.1
[x] Wet Ice [ ] Blue Ice

3. RELINQUISHED BY: Jeff G. Christ
Signature
Printed Name
UA
Firm
4/22/15 1322
Date/Time

4. RECEIVED BY: Darin Weeks
Signature
Printed Name
TURNER LABORATORIES, INC.
Firm
4/22/15 1324
Date/Time

* LEGEND
- DW = DRINKING WATER
- GW = GROUNDWATER
- SD = SOLID
- SG = SLUDGE
- SL = SOIL
- ST = STORMWATER
- WW = WASTEWATER

SPECIAL INSTRUCTIONS/COMMENTS:

Compliance Analysis: [ ] Yes [ ] No	Custody Seals [ ]	Preservation Confirmation [ ]
ADEQ Forms: [ ] Yes [ ] No	Container Intact [x]	Appropriate Head Space [ ]
Mail ADEQ Forms: [ ] Yes [ ] No	COC / Labels Agree [x]	Received Within Hold Time [x]

Metals-Mn, Na Anions-Cl, SO$, QA/QC Level III Package
Hard Copy Report/Writable CD Send Report to ADEQ Electronically

TURNER LABORATORIES INC
2445 N. Coyote Drive, Suite 104
Tucson, Arizona 85745
(520) 882-5880
Fax: (520) 882-9788
www.turnerlabs.com

CHAIN OF CUSTODY/LABORATORY ANALYSIS REQUEST FORM

TURNER WORK ORDER # 15D0637 DATE 4/22/15 PAGE 1 OF 1

PROJECT NAME Page Ranch #
CONTACT NAME Lloyd Wundrock
COMPANY NAME UA Risk Management
ADDRESS PO Box 210300, Tucson, AZ 85721
PHONE 621-1790 FAX 621-3706
SAMPLER'S SIGNATURE [signature]

CIRCLE ANALYSIS REQUESTED AND/OR CHECK THE APPROPRIATE BOX

SAMPLE I.D.	DATE	TIME	LAB I.D.	SAMPLE MATRIX*	NUMBER OF CONTAINERS	Base Neutrals 625/8270	Acids	Volatile Organics 624/8260	TTHMS	HAA5	Pesticides 8081	PCBs 8082	NO_2	NO_3	TKN	Oil and Grease Grav. 1664A	VOA	TCLP Analysis Semi-VOA	Pest.	TCLP	Dissolved	Metals Total	RCRA8	Total	Cyanide Amen.	WAD	SDWA-INORGANICS PRIMARY	SECONDARY Coliform	MPN	Coliform	pH	Cr_6	Cl_2	COD	TSS	BOD	200.7 Metals	300.0 Anions	504
MW #5 Dup	4/22/15	0900		GW	11	X	X		X																										X	X	X		
Trip Blank							X																																

1. RELINQUISHED BY: Signature [signature] Printed Name Lloyd Wundrock Firm UofA Date/Time 04-22-15/1215
2. RECEIVED BY: Signature [signature] Printed Name UA Firm [illegible] Date/Time 4/22/15 1215
3. RELINQUISHED BY: Signature [signature] Printed Name UA Firm [illegible] Date/Time 4/22/15 1324
4. RECEIVED BY: Signature [signature] Printed Name [illegible] Firm TURNER LABORATORIES, INC. Date/Time 4/22/15 1324

TURNAROUND REQUIREMENTS:
- [x] Standard (approx. 10 days)*
- [ ] Next Day [ ] 2 Day [ ] 5 Day*
- [ ] Email Preliminary Results To:

* Working Days

REPORT REQUIREMENTS:
- [ ] I. Routine Report
- [ ] II. Report (includes DUP, MS, MSD, as required, may be charged as samples)
- [x] III. Data Validation Report (Includes All Raw Data) Add 10% to invoice

INVOICE INFORMATION:
Account [ ] Y [ ] N
P.O. #
Bill to:

SAMPLE RECEIPT:
Total Containers 11
Temperature 2.1
[x] Wet Ice [ ] Blue Ice

* LEGEND
DW = DRINKING WATER
GW = GROUNDWATER
SD = SOLID
SG = SLUDGE
SL = SOIL
ST = STORMWATER
WW = WASTEWATER

SPECIAL INSTRUCTIONS/COMMENTS:

Compliance Analysis:	[ ] Yes [ ] No	Custody Seals	[ ]	Preservation Confirmation	[x]
ADEQ Forms:	[ ] Yes [ ] No	Container Intact	[x]	Appropriate Head Space	[x]
Mail ADEQ Forms:	[ ] Yes [ ] No	COC / Labels Agree	[x]	Received Within Hold Time	[x]

Metals-Mn, Na Anions-Cl, SO$, QA/QC Level III Package
Hard Copy Report/Writable CD Send Report to ADEQ Electronically

5D0647

Air Toxics LTD.

CHAIN-OF-CUSTODY RECORD

Sample Transportation Notice
Relinquishing signature on this document indicates that sample is being shipped in compliance with all applicable local, State, Federal, national, and international laws, regulations and ordinances of any kind. Air Toxics Limited assumes no liability with respect to the collection, handling or shipping of these samples. Relinquishing signature also indicates agreement to hold harmless, defend, and indemnify Air Toxics Limited against any claim, demand, or action, of any kind, related to the collection, handling, or shipping of samples. D.O.T. Hotline (800) 467-4922

180 BLUE RAVINE ROAD, SUITE B
FOLSOM, CA 95630-4719
(916) 985-1000 FAX (916) 985-1020

Project Manager Lloyd Wundrock
Collected by: (Print and Sign) Jeff Christensen
Company UA Risk Management Email
Address PO Box 210300 City Tucson State AZ Zip 85721
Phone 520-621-1790 Fax 520-621-3706

Project Info:
P.O. #
Project #
Project Name Page Ranch SVE

Turn Around Time:
☑ Normal
☐ Rush
specify

Lab Use Only
Pressurized by:
Date:
Pressurization Gas:
☐ N_2 ☐ He

Lab I.D.	Field Sample I.D. (Location)	Can #	Date of Collection	Time of Collection	Analyses Requested	Canister Pressure/Vacuum Initial	Final	Receipt	Final (psi)
	MW #2	11413	4/22/15	9:30	TO-15	26"	3"		
	SGD-DP	1L1706	4/22/15	9:53	TO-15	29"	3"		
	SGD-MP	1L1619	4/22/15	10:22	TO-15	27"	3"		
	SGD-MP Dup	37342	4/22/15	10:22	TO-15	27"	3"		
	Field Blank	27800	4/22/15	11:02	TO-15	27"	3"		
	SGD-SP	1L1698	4/22/15	10:11	TO-15	26"	3"		
	SGS-SP	1L1515	4/22/15	10:47	TO-15	25"	3"		
	MW #5	36430	4/22/15	11:24	TO-15	25"	3"		

Relinquished by: (signature)	Date/Time	Received by: (signature)	Date/Time
	4/22/15 1324		4/22/15 1324
Relinquished by: (signature)	Date/Time	Received by: (signature)	Date/Time
Relinquished by: (signature)	Date/Time	Received by: (signature)	Date/Time

Notes:
22.9°C @ Turner Labs

Lab Use Only

Shipper Name	Air Bill #	Temp (°C)	Condition	Custody Seals Intact?	Work Order #
				Yes No None	

Form 1293 rev.11

Attachment 10 - Output of EPA Online Tool for Gradient Calculation (CD only)

EPA On-line Tools for Site Assessment Calculation

Hydraulic Gradient -- Magnitude and Direction

Gradient Calculation from fitting a plane to as many as thirty points

$a\,x_1 + b\,y_1 + c = h_1$
$a\,x_2 + b\,y_2 + c = h_2$
$a\,x_3 + b\,y_3 + c = h_3$
. . .
$a\,x_{30} + b\,y_{30} + c = h_{30}$

where (x_i, y_i) are the coordinates of the well and
h_i is the head

i = 1,2,3, ... , 30
The coefficients a, b, and c are calculated by a least-squares fitting of the the data to a plane

The gradient is calculated from the square root of $(a^2 + b^2)$ and the angle from the arctangent of a/b or b/a depending on the quadrant

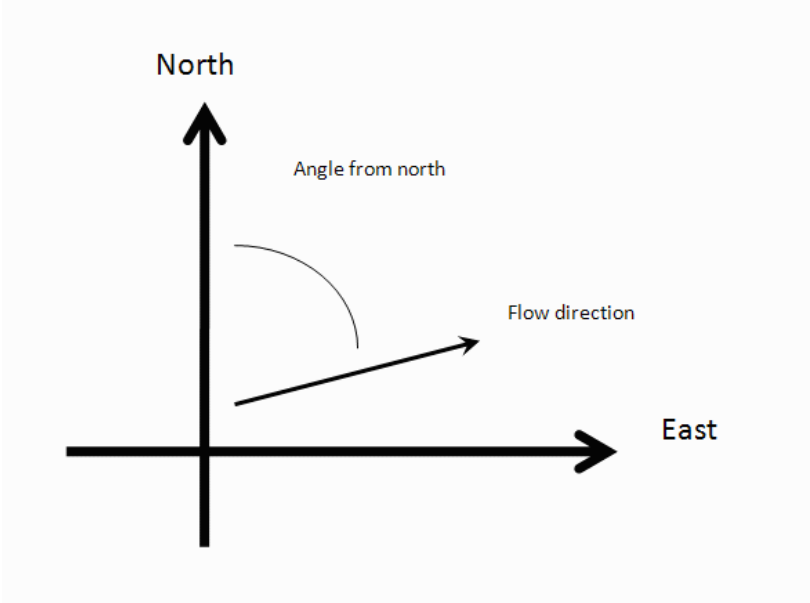

Inputs

Example Data Set 1 | Example Data Set 2 | Calculate | Clear
Save Data | Recall Data | Go Back

Site Name: PTRL
Date: 04/22/2015 | Current Date
Calculation basis: Head
Coordinates: ft

I.D.		x-coordinate	y-coordinate	head (ft)
1)	MW-2	1013980.26	585936.26	2976.68
2)	MW-3	1014143.73	586332.77	2981.83
3)	MW-4	1014564.84	585828.56	2977.47
4)	MW-5	1014625.05	586409.13	2977.56
5)				
6)				
7)				
8)				
9)				
10)				
11)				
12)				
13)				
14)				
15)				
16)				
17)				

18)				
19)				
20)				
21)				
22)				
23)				
24)				
25)				
26)				
27)				
28)				
29)				
30)				

Results

Number of Points Used in Calculation	4
Max. Difference Between Head Values	1.570
Gradient Magnitude (i)	0.005283
Flow direction as degrees from North (positive y axis)	153.7
Coefficient of Determination (R^2)	0.385

WCMS

Last updated on Thursday, January 10, 2013

Attachment 11 - Post Closure Inspection and Maintenance/Repair Reports (CD Only)

INSPECTION REPORT
PAGE-TROWBRIDGE RANCH LANDFILL

EPA I.D. 980665814

Month/Day/Year of Inspection: 03/02/2015 - Time: 0703 hrs

Inspector's Name/Title: (print) LLOYD M. WUNDROCK / ESO

Inspector's Signature: Lloyd M. Wundrock

Inspection Procedure:

To properly inspect the facility, the Inspector must walk around the perimeter, noting any specific evidence of deterioration. The Inspector must then enter and walk the length and width of the enclosed landfill area. All inspection items listed below and on the reverse of this form must be completed.

INSPECTION ITEMS	YES	NO
ACCESS ROADS		
1. Is the condition of UA-owned roads used to access the site and those within the facility adequate to allow access by emergency vehicles?	X	
2. Is there excessive vegetation on facility access roads?		X
PERIMETER FENCING AND SIGNS		
1. Are the fences in good condition, free of fabric holes, downed fencing, bent poles, and digging under the fence base?	X	
2. Were all gates/locks closed upon arrival?	X	
2. Are all fence gates/locks operating properly?	X	
4. Is there excessive vegetation present around entrance gates?		X
5. Are all signs legible?	X	

	YES	NO
FINAL COVER		
1. Are there any signs of integrity problems with the Unit A and Unit B final covers?		X
2. Is there any woody vegetation growth?		X
3. Does vegetation density/height support inspection and maintenance activity?	X	
DRAINAGE STRUCTURES		
1. Are there any signs of drainage structure integrity problems?		X
2. Are drainage structures at the site clear of any blockage from debris and/or excessive vegetation?	X	
SURVEY MONUMENTS		
1. Are survey monuments damaged?		X
2. Are there any signs of survey monument tampering?		X
GROUNDWATER MONITORING WELLS		
Are all monitoring well enclosures intact and secured?	X	
1. Is the concrete pad of each monitoring well intact and free of deterioration?	X	
3. Are groundwater samples being collected during this inspection?		X
If **YES**, complete the following:		
4. Does each well pumping assembly operate properly?		
5. Are all sounding tubes clear?		

If groundwater samples are collected during this inspection, use **Groundwater Sampling Log** to record all monitoring information.

MAINTENANCE/REPAIR REPORT
PAGE-TROWBRIDGE RANCH LANDFILL

EPA I.D. 980665814

Name/Title: (print) LLOYD M. WUNDROCK / ESO

Signature: Lloyd M. Wundrock

Instructions:

Describe below the nature of the inspection deficiency and the action taken to correct the item. If the item represents a deficiency noted during a previous that has not been corrected, explain the reason for the corrective action delay.

DEFICIENCY	ACTION TAKEN	DATE
	REMOVED TUMBLE -	
	WEEDS FROM	
	WEST CULVERT	
	DRAINAGE	08/02/2015
TODAY AND OVER THE NEXT OR SO,		
SET SIX (6) SILT DAMS		
TO PROTECT DRAINAGE CULVERTS		
ON THE SOUTH + WEST SIDES OF SITE.		

Comments:

INSPECTION REPORT
PAGE-TROWBRIDGE RANCH LANDFILL

EPA I.D. 980665814

Month/Day/Year of Inspection: 05/29/2015 - Time: 0807hrs

Inspector's Name/Title: (print) LLOYD M. WUNDROCK / ESO

Inspector's Signature: Lloyd M. Wundrock

Inspection Procedure:

To properly inspect the facility, the Inspector must walk around the perimeter, noting any specific evidence of deterioration. The Inspector must then enter and walk the length and width of the enclosed landfill area. All inspection items listed below and on the reverse of this form must be completed.

INSPECTION ITEMS	YES	NO
ACCESS ROADS		
1. Is the condition of UA-owned roads used to access the site and those within the facility adequate to allow access by emergency vehicles?	X	
2. Is there excessive vegetation on facility access roads?		X
PERIMETER FENCING AND SIGNS		
1. Are the fences in good condition, free of fabric holes, downed fencing, bent poles, and digging under the fence base?	X	
2. Were all gates/locks closed upon arrival?	X	
2. Are all fence gates/locks operating properly?	X	
4. Is there excessive vegetation present around entrance gates?		X
5. Are all signs legible?	X	

	YES	NO
FINAL COVER		
1. Are there any signs of integrity problems with the Unit A and Unit B final covers?		X
2. Is there any woody vegetation growth?		X
3. Does vegetation density/height support inspection and maintenance activity?	X	
DRAINAGE STRUCTURES		
1. Are there any signs of drainage structure integrity problems?		X
2. Are drainage structures at the site clear of any blockage from debris and/or excessive vegetation?	X	
SURVEY MONUMENTS		
1. Are survey monuments damaged?		X
2. Are there any signs of survey monument tampering?		X
GROUNDWATER MONITORING WELLS		
Are all monitoring well enclosures intact and secured?	X	
1. Is the concrete pad of each monitoring well intact and free of deterioration?	X	
3. Are groundwater samples being collected during this inspection?		X
If **YES**, complete the following:		
4. Does each well pumping assembly operate properly?		
5. Are all sounding tubes clear?		

If groundwater samples are collected during this inspection, use **Groundwater Sampling Log** to record all monitoring information.

MAINTENANCE/REPAIR REPORT
PAGE-TROWBRIDGE RANCH LANDFILL

EPA I.D. 980665814

Name/Title: (print) _____

Signature: _____

Instructions:

Describe below the nature of the inspection deficiency and the action taken to correct the item. If the item represents a deficiency noted during a previous that has not been corrected, explain the reason for the corrective action delay.

DEFICIENCY	ACTION TAKEN	DATE

Comments:

_____

_____

_____

_____