THE UNIVERSITY OF ARIZONA

Department of Risk Management & Safety
Division of Business Affairs

University Services Annex
Building 300A
220 W. Sixth St., 4th Floor South
P.O. Box 210300
Tucson, AZ 85721-0300
(520) 621-1790
Fax: (520) 621-3706
http://risk.arizona.edu/

July 22, 2013

Mr. Anthony Leverock, Supervisor - Hazardous Waste Permits
Arizona Department of Environmental Quality
1110 West Washington Street
Phoenix, Arizona 85007

Subject: Semi-Annual Monitoring Report
November 2012 to April 2013
Page Trowbridge Ranch Landfill – EPA ID No. AZD 980 665 814
Pinal County, Arizona

Dear Mr. Leverock,

Enclosed please find the Semi-Annual Monitoring Report for the Page Trowbridge Ranch Landfill, as required by the Post Closure Permit for this site. If you or other ADEQ staff have any questions or comments, please contact me at (520)621-1790 or sholland@email.arizona.edu.

OWNER'S CERTIFICATION

I certify under penalty of law that this document and all attachments were prepared under my direction or supervision in accordance with a system designed to assure that qualified personnel properly gather and evaluate the information submitted. Based upon my inquiry of the person or persons who manage the system, or those persons directly responsible for gathering the information, the information submitted is, to the best of my knowledge and belief, true, accurate, and complete. I am aware that there are significant penalties for submitting false information, including the possibility of fine and imprisonment for knowing violations.

Signed: Steven C. Holland Date: 7/22/13

Steven C. Holland, Assistant Vice President
Department of Risk Management Services
University of Arizona

July 18, 2013
AMEC Project No. 1420122032

Mr. Steven C. Holland, Assistant Vice President
Department of Risk Management Services
University of Arizona

Subject: Semi-Annual Monitoring Report
November 2012 to April 2013
Page Trowbridge Ranch Landfill
Pinal County, Arizona

Dear Mr. Holland,

This Semi-Annual Monitoring Report summarizes monitoring activities conducted at Page Trowbridge Ranch Landfill (PTRL) from October 20, 2012 to May 3, 2013 (i.e., the November 2012 through April 2013 semiannual reporting period). AMEC Environment & Infrastructure, Inc. (AMEC) prepared this Semi-Annual Monitoring Report for submittal to the Arizona Department of Environmental Quality for the University of Arizona (UA) who is responsible for ongoing post-closure care of PTRL.

Semi-annual monitoring activities performed at PTRL during the reporting period consist of SVE system operation, collection of soil vapor samples for analysis, groundwater elevation measurement, collection of groundwater samples for analysis, and post-closure inspections. Figure 1 shows the locations of groundwater and soil vapor monitoring points, as well as the location of the SVE system. This report presents operation of the SVE system first, followed by the presentation of groundwater and soil vapor monitoring data collected during the reporting period.

Operation of the SVE system and collection of operational data were performed by UA personnel in accordance with the Operation and Maintenance Manual (AMEC 2013). Groundwater and soil vapor monitoring activities were performed by UA personnel in accordance with the Post-Closure Period Expanded Groundwater Detection Monitoring Plan (March 29, 2012). Post-closure inspection was conducted by UA personnel in accordance with the Post-Closure Inspection and Maintenance Plan (March 2012).

1.0 OPERATION OF SVE SYSTEM

The SVE system operated throughout the reporting period except during a scheduled suspension of operations between December 7, 2012 when the SVE system was manually shut down and March 4, 2013 when it was manually restarted. The SVE system was operated in a pulsed mode to assist in detecting potential threats to groundwater quality, per the Operation and Maintenance Manual (AMEC 2013).

During SVE operation, soil vapor well SGS-Well was used for extraction, while well SGD-Well was used for air injection. The SVE system was monitored approximately weekly when it was in

AMEC Environment & Infrastructure, Inc.
4600 East Washington Street, Suite 600
Phoenix, Arizona 85034-1917
(602) 733-6000 Phone
(602) 733-6100 Facsimile www.amec.com

operation. The SVE run time is tabulated in Table 1. When the SVE system is in operation, the percentage of run time is generally 40% of the elapsed hours between monitoring events, mostly as a function of available solar power (there is no other power source at the site). Instantaneous flow rates, cumulative volumes, and time-averaged flow rates are also reported in Table 1. The time-averaged extraction rate (for SGS-Well) and injection rate (for SGD-Well) during the October 20, 2012 to May 3, 2013 reporting period were 21.9 and 5.3 standard cubic feet per minute (scfm), respectively. These rates were higher than the minimum rates in the Operation and Maintenance Manual of 9.25 and 3.75 scfm, respectively.

SVE process samples were collected during the reporting period from the SVE system at sample ports before the vapor-phase granular activated carbon treatment vessels (influent), between the two treatment vessels (between-vessel), and after the treatment vessels (effluent) on November 6, 2012, as well as on March 7, April 4, and May 3, 2013. These soil vapor samples were submitted to Turner Laboratories, an Arizona Department of Health Services-certified laboratory (certificate number AZ0066) in Tucson, Arizona for analysis of volatile organic compounds (VOCs) using EPA Method TO-15. Laboratory reports for these soil vapor samples are included in Attachments 1 through 4. Chain of Custody forms are at the end of each laboratory report. Analytical results for the influent and effluent samples are presented in Table 2. The results for influent samples for seven VOCs are compared to site threshold concentrations for well SGS-Well, as listed in Table 2. These thresholds were developed to prompt additional actions to investigate whether groundwater quality may be impacted by releases from the landfill. The results for between-vessel samples are presented in the laboratory reports. Data quality reviews for each laboratory report are included in the referenced attachments.

2.0 SOIL VAPOR MONITORING ACTIVITIES AND RESULTS

The soil vapor monitoring network consists of two groundwater monitoring wells (MW-2 and MW-5), two soil vapor process wells (SGS-Well and SGD-Well), and four soil vapor monitoring points: SGS-SP, SGD-SP, SGD-MP, and SGD-DP, as shown on Figure 1. Groundwater monitoring wells MW-2 and MW-5 are equipped with down-hole inflatable packers that, when inflated, isolate the screened interval above the water table and thus allow soil vapor samples to be collected from these wells.

Semi-annual soil vapor monitoring was performed on April 24, 2013 while the SVE system was in operation. Soil vapor samples were collected from MW-2, MW-5, SGS-SP, SGD-SP, SGD-MP, and SGD-DP. A soil vapor sample was not collected from SGS-Well on April 24, 2013 as this sampling location is analogous to the SVE influent in the current operating configuration. SGD-well was being used for air injection and therefore was not sampled either. The soil vapor samples were submitted to Turner Laboratories for analysis of VOCs using EPA Method TO-15. The laboratory report and data quality review for these soil vapor samples are included in Attachment 5. Chain of Custody forms are at the end of the laboratory report. The soil vapor sampling logs are included in Attachment 6. The analytical results for the soil vapor samples collected during the reporting period are tabulated in Table 3 and graphically presented in Figures 3a through 3t.

Table 4 presents site threshold concentrations for additional actions for seven VOCs. These thresholds were developed to prompt additional actions to investigate whether groundwater quality may be impacted by releases from the landfill. The detected concentrations of VOCs in soil vapor samples collected on April 24, 2013 and in the SVE influent are compared to site thresholds. None of the VOCs was detected at concentrations equal to or higher than site thresholds except for chloroform. The chloroform concentration in the sample collected from monitoring point SGD-SP was equal to its threshold of 210 mg/m^3. The chloroform concentration in the sample collected from monitoring point SGD-MP was 300 mg/m^3, which is higher than its threshold of 140 mg/m^3. However, the detected concentration is within the range of historical data. The Mann-Kendall test, which is a non-parametric statistical test to evaluate trend, was used to assess whether a statistically significant upward trend in chloroform concentration is present, which would be an indication of a potential landfill release. The data used in the Mann-Kendall test include chloroform concentrations in samples collected from SGD-MP during SVE operation between November 2009 and April 2013. The Mann-Kendall test was performed using the Kendall program developed by the U.S. Geological Survey (USGS)[1]. The input and output files for the Kendall program are presented in Table 5. The Mann-Kendall test result indicated that the confidence level that an upward trend is present is equal to $1 - \frac{p}{2} = 1 - \frac{0.4}{2} = 80\%$ which is less than the commonly used confidence level for statistical significance (i.e., 95%). On this basis, the trend is not statistically significant at this time. Soil vapor monitoring will continue to be conducted to evaluate whether chloroform concentrations are increasing and indicative of a release from the landfill.

3.0 GROUNDWATER MONITORING ACTIVITIES AND RESULTS

The groundwater monitoring network consists of four groundwater monitoring wells, MW-2, MW-3, MW-4, and MW-5, as shown on Figure 1. On April 24, 2013, groundwater elevations were measured and groundwater samples were collected from each well. The samples were sent to Turner Laboratories and analyzed for the following parameters:

- Sodium and manganese by EPA Method 200.7
- Chloride and sulfate by EPA Method 300.0
- VOCs by EPA Method 524.2
- Semi-volatile organic compounds (SVOCs) by EPA Method 8270C
- Organochlorine pesticides by EPA Method 8081

The groundwater sampling logs are included in Attachment 7. The laboratory reports for the groundwater samples are included in Attachment 8. The Chain of Custody forms are at the end of the laboratory reports.

Groundwater elevation measurements on April 24, 2013 are summarized in Table 6, and are graphically presented on Figure 2. These data indicate that groundwater flow direction is toward

1 USGS, 2006, Computer Program for the Kendall Family of Trend Tests, Scientific Investigation Report 2005-5275, http://pubs.usgs.gov/sir/2005/5275/

the southeast. Using the EPA on-line tool for gradient calculation2, the horizontal hydraulic gradient is estimated to be approximately 0.0012 ft/ft, while groundwater flow direction is approximately 25 degrees toward the southeast. The output of the EPA on-line tool is included as Attachment 10. The field parameters collected during groundwater sampling are summarized in Table 7. Analytical results for the groundwater samples are presented in Table 8. These results are compared to the alert levels for inorganic and organic constituents in Tables 9 and 10, respectively. None of the compounds was detected at concentrations higher than their alert levels.

4.0 POST-CLOSURE INSPECTION

Post-closure inspections were conducted on February 5 and June 21, 2013. The inspection and maintenance/repair reports are included in Attachment 9. In addition, the damaged soil vapor sampling port at SGD-SP was repaired on January 18, 2013.

If you have any questions or comments, please contact Miao Zhang at (206)838-8462 or miao.zhang@amec.com.

Respectfully submitted,

AMEC Environment & Infrastructure, Inc.

Miao Zhang, PE
Senior Engineer
Phone: 206-838-8462
Email: miao.zhang@amec.com

Registered Professional Engineer (Civil)
CERTIFICATE NO. 53221
MIAO ZHANG
Date Signed 07-18-13
ARIZONA U.S.A.
EXPIRE ON 03-31-15

Enclosures:

Table 1 –SVE Operation Data
Table 2 – Analytical Results for Soil Vapor Samples from SVE System
Table 3 – Analytical Results for Soil Vapor Samples at Soil Vapor Monitoring Points
Table 4 – Thresholds for Additional Actions for Soil Vapor Samples
Table 5 – Input and Output Files for USGS Kendall Program
Table 6 – Groundwater Elevations
Table 7 – Groundwater Field Parameters
Table 8 – Analytical Results for Groundwater Samples
Table 9 – Alert Levels for Organic Constituents in Groundwater Samples
Table 10 – Alert Levels for Inorganic Constituents in Groundwater Samples

2 EPA On-line Tools for Site Assessment Calculation – Gradient Calculation, (accessed on July 15, 2013) http://www.epa.gov/athens/learn2model/part-two/onsite/gradient4plus-ns.html

Figure 1 - Groundwater and Soil Vapor Monitoring Points
Figure 2 - Groundwater Elevations – April 24, 2013
Figure 3a - SGS-SP Carbon Tetrachloride and Chloroform Concentration Trends
Figure 3b - SGS-SP 1,1-DCE and Methylene Chloride Concentration Trends
Figure 3c - SGS-SP PCE and TCE Concentration Trends
Figure 3d - SGS-SP Trichlorofluoromethane and 1,1,2- Trichlorotrifluoroethane Concentration Trends
Figure 3e - SGS-Well Carbon Tetrachloride and Chloroform Concentration Trends
Figure 3f - SGS- Well 1,1-DCE and Methylene Chloride Concentration Trends
Figure 3g - SGS-Well PCE And TCE Concentration Trends
Figure 3h - SGS-Well Trichlorofluoromethane and 1,1,2- Trichlorotrifluoroethane Concentration Trends
Figure 3i - SGD-SP Carbon Tetrachloride and Chloroform Concentration Trends
Figure 3j - SGD-SP 1,1-DCE and Methylene Chloride Concentration Trends
Figure 3k - SGD-SP PCE and TCE Concentration Trends
Figure 3l - SGD-SP Trichlorofluoromethane and 1,1,2- Trichlorotrifluoroethane Concentration Trends
Figure 3m - SGD-MP Carbon Tetrachloride and Chloroform Concentration trends
Figure 3n - SGD-MP 1,1-DCE and Methylene Chloride Concentration Trends
Figure 3o - SGD-MP PCE and TCE Concentration Trends
Figure 3p - SGD-MP Trichlorofluoromethane and 1,1,2- Trichlorotrifluoroethane Concentration Trends
Figure 3q - 0020 SGD-DP Carbon Tetrachloride and Chloroform Concentration Trends
Figure 3r - SGD-DP 1,1-DCE and Methylene Chloride Concentration Trends
Figure 3s - SGD-DP PCE and TCE Concentration Trends
Figure 3t - SGD-DP Trichlorofluoromethane and 1,1,2- Trichlorotrifluoroethane Concentration Trends

Attachment 1 - Laboratory Reports for November 2012 SVE Process Samples (CD only)
Attachment 2 - Laboratory Reports for March 2013 SVE Process Samples (CD only)
Attachment 3 - Laboratory Reports for April 2013 SVE Process Samples (CD only)
Attachment 4 - Laboratory Reports for May 2013 SVE Process Samples (CD only)
Attachment 5 - Laboratory Reports for April 2013 Soil Vapor Samples (CD only)
Attachment 6 - Soil Vapor Sampling Logs (CD only)
Attachment 7 - Groundwater Sampling Logs (CD only)
Attachment 8 - Laboratory Reports for April 2013 Groundwater Samples (CD only)
Attachment 9 - Post-Closure Inspection and Maintenance/Repair Reports (CD only)
Attachment 10 - Output of EPA On-line Tool for Gradient Calculation (CD only)

TABLES

TABLE 1
SVE Operation Data
Semi-Annual Monitoring Report
Page-Trowbridge Ranch Landfill
Pinal County, Arizona

Date	Hour Meter Reading (hours)		Elapsed Time (hours)	Run Time (hours)		Percentage of Operation		Instantaneous Flow Rate (scfm)		Volume for the Period (ft^3)		Cumulative Volume (ft^3)		Time-Averaged Flow Rate (scfm)		Comments
	SGS-Well	SGD-Well	SGS-Well	SGS-Well	SGD-Well	SGS-Well	SGD-Well	SGS-Well	SGD-Well	SGS-Well	SGD-Well	SGS-Well	SGD-Well	SGS-Well	SGD-Well	
10/19/2012	8396.7	9448.9										47,281,011	17,163,481			
10/26/2012	8466.9	9519.3	168	70	70	42%	42%	81	20	340,797	85,442	47,621,808	17,248,923	34	8	
11/1/2012	8528.3	9579.7	144	61	60	43%	42%	81	27	298,076	97,740	47,919,885	17,346,663	34	11	
11/12/2012	8639.6	9692.2	264	111	113	42%	43%	94	13	630,378	91,025	48,550,262	17,437,688	40	6	
11/19/2012	8702.4	9753.4	168	63	61	37%	36%	81	13	304,873	49,518	48,855,135	17,487,206	30	5	
12/7/2012	8875.9	9926.8	432	174	173	40%	40%	81	20	842,283	210,450	49,697,418	17,697,655	32	8	Shut down system
3/4/2013	8875.9	9926.8														Restarted system
3/20/2013	9175.2	9963.8	384	299	37	78%	10%	80	24	1,438,345	53,612	51,135,763	17,751,267	62	2	
3/30/2013	9279.9	na	240	105	na	44%	na	80	24	503,156	na	51,638,920	na	35	na	
4/4/2013	9328.8	10116.9	120	49	153	41%	43%	80	42	234,999	384,234	51,873,918	18,135,501	33	18	
4/13/2013	9460.7	10171.7	216	132	55	61%	25%	82	38	648,117	125,548	52,522,036	18,261,049	50	10	
4/22/2013	9548.9	10258.8	216	88	87	41%	40%	80	34	423,862	178,481	52,945,898	18,439,531	33	14	
4/30/2013	9629.3	10339.1	192	80	80	42%	42%	80	34	386,378	164,547	53,332,276	18,604,078	34	14	
5/3/2013	9657.2	10366.7	72	28	28	39%	38%	80	34	134,079	56,557	53,466,355	18,660,635	31	13	
November 2012 to April 2013			4704	1261	918	27%	20%					6,185,344	1,497,154	21.92	5.30	
Minimum Time-Averaged Flow Rate (scfm)														9.25	3.75	

Abbreviations:
ft^3 = cubic feet
scfm = standard cubic feet per minute
na = not available

TABLE 2

Analytical Results for Soil Vapor Samples from SVE System[1,2]
Semi-Annual Monitoring Report
Page-Trowbridge Ranch Landfill
Pinal County, Arizona
Concentrations shown in milligrams per cubic meter (mg/m^3)

Analyte / Sample Date	Thresholds[4]	Influent to Treatment Vessels				Effluent from Treatment Vessels			
		11/6/2012	3/7/2013	4/4/2013	5/3/2013	11/6/2012	3/7/2013	4/4/2013	5/3/2013
VOCs with Thresholds									
Carbon tetrachloride	850	10	4	9	12	1 U	2.E-01	2.E-02 U	2.E-02 U
Chloroform	900	320	110	310	410	72	13	4.E-02	1.E-02 U
1,1-Dichloroethene	2160	1 U	4.E-01 U	1	1 U	1 U	5.E-02 U	1.E-02 U	1.E-02 U
Methylene chloride	530	9 U	3 U	7 U	9 U	6 U	4.E-01 U	9.E-02 U	1.E-01 U
Tetrachloroethene	130	4	1	2	4	1 U	1	2.E-02 U	2.E-02 U
Trichloroethene	330	9	2	7	10	1 U	1	1.E-02 U	2.E-02 U
Trichlorofluoromethane (Freon 11)	3870	110	53	100	150	260	4.E-01	1.E-02 U	2.E-02 U
Other Detected VOCs [3]									
1,1,2-Trichlorotrifluoroethane (Freon 113)	na[5]	8	ND	ND	14	ND	ND	ND	ND
1,2-Dichloroethane	na	6	ND	ND	5	ND	4.E-01	ND	ND
Dichlorodifluoromethane (Freon 12)	na	3	2	3	4	2	ND	4	3
m,p-Xylene	na	ND	ND	ND	ND	ND	ND	ND	2.E-02

Notes
1. Data qualifiers are as follows:
   U = analyte not detected at reporting limit indicated.
2. Volatile organic compounds (VOCs) analyzed by EPA Method TO-15.
3. Only VOCs with detections are listed; reporting limits for non-detects can be found in the laboratory reports.
4. Influent results are compared to threshold values for SGS-Well.
5. na = not applicable

TABLE 3
Analytical Results for Soil Vapor Samples at Soil Vapor Monitoring Points [1,2,3,4]
Semi-Annual Monitoring Report
Page-Trowbridge Ranch Landfill
Pinal County, Arizona

Concentrations shown in milligrams per cubic meter (mg/m^3)

	SGS-SP			DUP		SGD-SP			SGD-MP			SGD-DP			MW-2			MW-5		
Analyte / Sample Date	**Thresholds**	**4/24/2013**		**4/24/2013**		**Thresholds**	**4/24/2013**		**Thresholds**	**4/24/2013**		**Thresholds**	**4/24/2013**		**Thresholds**	**4/24/2013**		**Thresholds**	**4/24/2013**	
VOCs with Thresholds																				
Carbon tetrachloride	450	2.4E-01		2.2E-01		180	5		130	19		130	5		6	8.6E-03		6	8.0E-03	U
Chloroform	480	6		5		210	**210**		140	**300**		140	22		12	6.4E-03	U	12	6.2E-03	U
1,1-Dichloroethene	1150	2.3E-02		1.9E-02		470	1	U	340	1		340	4.8E-01		7	5.2E-03	U	7	5.1E-03	U
Methylene chloride	280	1.5E-01	U	1.5E-01	U	120	5	U	80	9	U	80	3	U	1	4.6E-02	U	1	4.4E-02	U
Tetrachloroethene	70	3.0E-01		2.9E-01		30	1		20	2		20	1		4	8.9E-03	U	4	8.7E-03	U
Trichloroethene	180	3.7E-01		3.7E-01		80	6		50	15		50	3		2	7.1E-03	U	2	7.1E-03	
Trichlorofluoromethane (Freon-11)	2060	2		2		860	62		640	410		640	150		596	2.0E-01		596	2.9E-01	
Other Detected VOCs [5]																				
1,1,2-Trichlorotrifluoroethane (Freon 113)	na	2.2E-01		2.0E-01		na	2		na	17		na	5		na	ND		na	ND	
1,2-Dichloroethane	na	6.9E-02		6.7E-02		na	ND		na	ND		na	ND		na	ND		na	ND	
1,2,4-Trimethylbenzene	na	2.7E-02		2.7E-02		na	ND		na	ND		na	ND		na	ND		na	8.1E-03	
Acetone	na	ND		ND		na	ND		na	ND		na	ND		na	1.5E-01		na	5.8E-02	
Benzene	na	ND		ND		na	ND		na	ND		na	ND		na	ND		na	5.1E-03	
Ethanol	na	ND		ND		na	ND		na	ND		na	ND		na	2.1E-02		na	1.5E-02	
Dichlorodifluoromethane (Freon 12)	na	4.8E-02		4.6E-02		na	3		na	15		na	4		na	9.6E-03		na	ND	
Tetrahydrofuran	na	ND		ND		na	ND		na	ND		na	ND		na	4.4E-03		na	ND	
Toluene	na	ND		ND		na	ND		na	ND		na	ND		na	ND		na	1.8E-02	

Notes
1. Data qualifiers are as follows:
   ND = not detected; no numerical value available for detection limit or reporting limit.
   U = analyte not detected at reporting limit indicated.
2. Volatile organic compounds (VOCs) analyzed by EPA Method TO-15.
3. Dup = field duplicate sample.
4. Bold values indicate detected concentrations equal to or higher than threshold levels.
5. Only VOCs with detections are listed; reporting limits for non-detects can be found in the laboratory reports.

TABLE 4
Thresholds for Additional Actions for Soil Vapor Samples
Semi-Annual Monitoring Report
Page-Trowbridge Ranch Landfill
Pinal County, Arizona

Compound	SGS-Well/SVE Influent	SGS-SP	SGD-SP	SGD-MP	SGD-DP	MW-2	MW-5
Carbon tetrachloride	850	450	180	130	130	6	6
Chloroform	900	480	210	140	140	12	12
1,1-Dichloroethene (1,1-DCE)	2160	1150	470	340	340	7	7
Methylene chloride	530	280	120	80	80	1	1
Tetrachloroethene (PCE)	130	70	30	20	20	4	4
Trichloroethene (TCE)	330	180	80	50	50	2	2
Trichlorofluoromethane (Freon-11)	3870	2060	860	640	640	596	596

Notes:
1. All concentrations are in mg/m^3

TABLE 5
Input and Output Files for USGS Kendall Program
Semi-Annual Monitoring Report
Page-Trowbridge Ranch Landfill
Pinal County, Arizona

Input File to Kendall Program

```
4 0     chloroform SGD-MP November 2009-April 2013 - Mann-Kendall test, input type 4
2009.1118        190
2010.1013        150
2011.0420        180
2011.1018        53
2012.0312        240
2012.0329        185
2012.0418        210
2012.1017        150
2013.0424        300
```

Out File from Kendall Program

```
   Kendall's tau Correlation Test
     US Geological Survey, 2005

 Data set:  chloroform SGD-MP November 2009-April 2013 - Mann-Kendall te

 The tau correlation coefficient is  0.250
    S =      9.
    z =   0.839
    p =  0.4017

 The relation may be described by the equation:

    Y = -46198.     +    23.05     * X
```

TABLE 6
Groundwater Elevations
Semi-Annual Monitoring Report
Page-Trowbridge Ranch Landfill
Pinal County, Arizona

	MW-2			MW-3		MW-4		MW-5		
MP Elevation (ft amsl)	**3629.73**		**Note**	**3632.45**		**3631.96**		**3642.28**		**Note**
Date	DTW (ft bgs)[1]	WL (ft amsl)		DTW (ft bgs)[1]	WL (ft amsl)	DTW (ft bgs)[1]	WL (ft amsl)	DTW (ft bgs)[1]	WL (ft amsl)	
1/31/2001	642.70	2987.03		645.30	2987.15	644.81	2987.15	655.32	2986.96	
10/10/2001	642.71	2987.02		645.57	2986.88	644.89	2987.07	654.75	2987.53	
3/27/2002	642.42	2987.31		645.44	2987.01	644.92	2987.04	655.08	2987.20	
10/23/2002	642.34	2987.39		645.48	2986.97	645.23	2986.73	654.96	2987.32	
4/23/2003	642.38	2987.35		645.27	2987.18	645.07	2986.89	664.74	2977.54	2
10/22/2003	642.79	2986.94		645.83	2986.62	645.57	2986.39	662.23	2980.05	2
4/21/2004	642.55	2987.18		645.60	2986.85	645.31	2986.65	664.02	2978.26	2
5/5/2004	642.63	2987.10		645.90	2986.55	645.63	2986.33	655.49	2986.79	
10/13/2004	642.75	2986.98		644.92	2987.53	645.71	2986.25	655.62	2986.66	
4/13/2005	643.47	2986.26		646.08	2986.37	645.81	2986.15	656.67	2985.61	
10/12/2005	644.50	2985.23		647.37	2985.08	647.33	2984.63	657.61	2984.67	
4/12/2006	645.33	2984.40		648.20	2984.25	647.66	2984.30	657.61	2984.67	
10/11/2006	NM			649.16	2983.29	648.96	2983.00	658.00	2984.28	
11/7/2006	646.49	2983.24		NM		NM		652.89	2989.39	2
4/11/2007	646.02	2983.71		649.11	2983.34	648.99	2982.97	658.37	2983.91	
10/24/2007	646.78	2982.95		649.85	2982.60	649.21	2982.75	658.56	2983.72	
4/9/2008	646.79	2982.94		649.29	2983.16	649.18	2982.78	658.67	2983.61	
10/22/2008	647.48	2982.25		649.87	2982.58	649.69	2982.27	659.32	2982.96	
4/8/2009	647.47	2982.26		649.97	2982.48	649.08	2982.88	659.70	2982.58	
10/14/2009	647.97	2981.76		650.61	2981.84	650.47	2981.49	659.88	2982.40	
4/14/2010	574.94	3054.79	2	650.57	2981.88	650.35	2981.61	659.88	2982.40	
10/13/2010	648.95	2980.78		650.36	2982.09	651.28	2980.68	660.74	2981.54	
4/20/2011	649.19	2980.54		651.62	2980.83	651.59	2980.37	661.28	2981.00	
10/18/2011	649.79	2979.94		652.38	2980.07	652.10	2979.86	661.67	2980.61	
4/18/2012	649.95	2979.78		652.58	2979.87	652.51	2979.45	662.04	2980.24	
10/17/2012	650.35	2979.38		652.95	2979.50	652.66	2979.30	662.33	2979.95	
4/24/2013	651.45	2978.28		653.54	2978.91	653.38	2978.58	663.18	2979.10	

Notes:
1. Depth to water measurements collected by University of Arizona.
2. Anomalous measurement.

Abbreviations:
MP = measuring point
DTW = depth to water
WL = water level
ft = feet
bgs = below ground surface
amsl = above mean sea level
NM = not measured

TABLE 7
Groundwater Field Parameters
Semi-Annual Monitoring Report
Page-Trowbridge Ranch Landfill
Pinal County, Arizona

Parameter	MW-2	MW-3	MW-4	MW-5
Temperature (°C)	28.4	28.2	28.1	27.8
Specific Conductance (µmhos/cm)	200	200	200	175
pH (SU)	7.25	7.80	7.35	6.94

Notes:
1. Field parameter measurements were collected by University of Arizona on April 24, 2013.

Abbreviations:
°C = degree Celsius
µmhos = microsiemens
SU = standard unit

TABLE 8
Analytical Results for Groundwater Samples[1]
Semi-Annual Monitoring Report
Page-Trowbridge Ranch Landfill
Pinal County, Arizona

Concentrations shown in milligrams per liter (mg/L)

	MW-2		MW-3		MW-4		MW-5	
Analyte	**Alert Levels**	**4/24/2013**	**Alert Levels**	**4/24/2013**	**Alert Levels**	**4/24/2013**	**Alert Levels**	**4/24/2013**
Inorganic Constituents with Alert Levels								
Chloride (Cl^-)	9.045	6.0	9.135	5.3	9.65	4.3	8.992	6.5
Sulfate (SO_4^{2-})	7.954	5.0 U	7.757	5.0 U	6.686	5.0 U	6.339	5.0 U
Manganese (Mn)	6.8	0.10	7.72	0.041	0.412	0.058	0.88	0.10
Sodium (Na)	47	31	52	31	45	28	54	29
Organic Constituents with Alert Levels								
Polychlorinated Biphenyls (PCBs)	0.0004	--	0.0004	--	0.0004	--	0.0004	--
Pesticides								
Chlordane (alpha-+gamma-chlordane)	0.0016	0.000099 U	0.0016	0.0001 U	0.0016	0.000099 U	0.0016	0.00098 U
Endrin	0.0016	0.000099 U	0.0016	0.0001 U	0.0016	0.000099 U	0.0016	0.00098 U
Heptachlor	0.00032	0.000099 U	0.00032	0.0001 U	0.00032	0.000099 U	0.00032	0.00098 U
Heptachlor epoxide	0.00016	0.000099 U	0.00016	0.0001 U	0.00016	0.000099 U	0.00016	0.00098 U
gamma-BHC (Lindane)	0.00016	0.000099 U	0.00016	0.0001 U	0.00016	0.000099 U	0.00016	0.00098 U
Methoxychlor	0.032	0.000099 U	0.032	0.0001 U	0.032	0.000099 U	0.032	0.00098 U
Toxaphene	0.0024	0.00099 U	0.0024	0.001 U	0.0024	0.00099 U	0.0024	0.0098 U
Semivolatile Organic Compounds								
1,2,4-Trichlorobenzene	0.056	0.01 U	0.056	0.01 U	0.056	0.1 U	0.056	0.01 U
1,2-Dichlorobenzene	0.48	0.01 U	0.48	0.01 U	0.48	0.1 U	0.48	0.01 U
1,4-Dichlorobenzene	0.06	0.01 U	0.06	0.01 U	0.06	0.1 U	0.06	0.01 U
Benzo(a)pyrene	0.00016	0.005 U	0.00016	0.005 U	0.00016	0.05 U	0.00016	0.005 U
Bis(2-ethylhexyl) phthalate	0.0048	0.01 U	0.0048	0.01 U	0.0048	0.1 U	0.0048	0.01 U
Hexachlorobenzene	0.0008	0.01 U	0.0008	0.01 U	0.0008	0.1 U	0.0008	0.01 U
Hexachlorocyclopentadiene	0.04	0.01 U	0.04	0.01 U	0.04	0.1 U	0.04	0.01 U
Pentachlorophenol	0.0008	0.03 U	0.0008	0.03 U	0.0008	0.3 U	0.0008	0.03 U
Volatile Organic Compounds								
1,1,1-Trichloroethane	0.16	0.0005 U	0.16	0.0005 U	0.16	0.0005 U	0.16	0.0005 U
1,1,2-Trichloroethane	0.004	0.0005 U	0.004	0.0005 U	0.004	0.0005 U	0.004	0.0005 U
1,1-Dichloroethene	0.0056	0.0005 U	0.0056	0.0005 U	0.0056	0.0005 U	0.0056	0.0005 U
1,2-Dibromo-3-chloropropane	0.00016	--	0.00016	--	0.00016	--	0.00016	--
Ethylene Dibromide (EDB)	0.00004	--	0.00004	--	0.00004	--	0.00004	--
1,2-Dichlorobenzene	0.48	0.0005 U	0.48	0.0005 U	0.48	0.0005 U	0.48	0.0005 U
1,2-Dichloroethane	0.004	0.0005 U	0.004	0.0005 U	0.004	0.0005 U	0.004	0.0005 U
1,2-Dichloropropane	0.004	0.0005 U	0.004	0.0005 U	0.004	0.0005 U	0.004	0.0005 U
1,4-Dichlorobenzene	0.06	0.0005 U	0.06	0.0005 U	0.06	0.0005 U	0.06	0.0005 U
Benzene	0.004	0.0005 U	0.004	0.0005 U	0.004	0.0005 U	0.004	0.0005 U
Carbon tetrachloride	0.004	0.0005 U	0.004	0.0005 U	0.004	0.0005 U	0.004	0.0005 U
Chlorobenzene	0.08	0.0005 U	0.08	0.0005 U	0.08	0.0005 U	0.08	0.0005 U
cis-1,2-Dichloroethene	0.056	0.0005 U	0.056	0.0005 U	0.056	0.0005 U	0.056	0.0005 U
Ethylbenzene	0.56	0.0005 U	0.56	0.0005 U	0.56	0.0005 U	0.56	0.0005 U
Methylene chloride	0.004	0.0005 U	0.004	0.0005 U	0.004	0.0005 U	0.004	0.0005 U
Styrene	0.08	0.0005 U	0.08	0.0005 U	0.08	0.0005 U	0.08	0.0005 U
Tetrachloroethene	0.004	0.0005 U	0.004	0.0005 U	0.004	0.0005 U	0.004	0.0005 U
Toluene	0.8	0.0005 U	0.8	0.0005 U	0.8	0.0005 U	0.8	0.0005 U
trans-1,2-Dichloroethene	0.08	0.0005 U	0.08	0.0005 U	0.08	0.0005 U	0.08	0.0005 U
Trichloroethene	0.004	0.0005 U	0.004	0.0005 U	0.004	0.0005 U	0.004	0.0005 U
Trihalomethanes	0.064	0.0005 U	0.064	0.0005 U	0.064	0.0005 U	0.064	0.0005 U
Vinyl chloride	0.0016	0.0005 U	0.0016	0.0005 U	0.0016	0.0005 U	0.0016	0.0005 U
Xylenes, total	8	0.0015 U	8	0.0015 U	8	0.0015 U	8	0.0015 U

Notes
1. Data qualifiers are as follows:
   -- = no data available.
   U = analyte not detected at reporting limit indicated.
2. Only VOCs with detections are listed; reporting limits for non-detects can be found in the laboratory reports.

TABLE 9
Alert Levels for Organic Constituents in Groundwater Samples
Semi-Annual Monitoring Report
Page-Trowbridge Ranch Landfill
Pinal County, Arizona
Concentrations shown in milligrams per liter (mg/L)

Analyte	MCL	Alert Level
Polychlorinated Biphenyls (PCBs)	0.0005	0.0004
Pesticides		
Chlordane	0.002	0.0016
Endrin	0.002	0.0016
Heptachlor	0.0004	0.00032
Heptachlor epoxide	0.0002	0.00016
Lindane	0.0002	0.00016
Methoxychlor	0.04	0.032
Toxaphene	0.003	0.0024
Semivolatile Organic Compounds		0
1,2,4-Trichlorobenzene	0.07	0.056
1,2-Dichlorobenzene	0.6	0.48
1,4-Dichlorobenzene	0.075	0.06
Benzo(a)pyrene	0.0002	0.00016
Bis(2-ethylhexyl) phthalate	0.006	0.0048
Hexachlorobenzene	0.001	0.0008
Hexachlorocyclopentadiene	0.05	0.04
Pentachlorophenol	0.001	0.0008
Volatile Organic Compounds		
1,1,1-Trichloroethane	0.2	0.16
1,1,2-Trichloroethane	0.005	0.004
1,1-Dichloroethene	0.007	0.0056
1,2-Dibromo-3-chloropropane	0.0002	0.00016
Ethylene Dibromide (EDB)	0.00005	0.00004
1,2-Dichlorobenzene	0.6	0.48
1,2-Dichloroethane	0.005	0.004
1,2-Dichloropropane	0.005	0.004
1,4-Dichlorobenzene	0.075	0.06
Benzene	0.005	0.004
Carbon tetrachloride	0.005	0.004
Chlorobenzene	0.1	0.08
cis-1,2-Dichloroethene	0.07	0.056
Ethylbenzene	0.7	0.56
Methylene chloride	0.005	0.004
Styrene	0.1	0.08
Tetrachloroethene	0.005	0.004
Toluene	1	0.8
trans-1,2-Dichloroethene	0.1	0.08
Trichloroethene	0.005	0.004
Trihalomethanes	0.08	0.064
Vinyl chloride	0.002	0.0016
Xylenes, total	10	8

Notes:
1. Only chemicals that have primary MCLs are listed.
2. Primary MCLs obtained from National Primary Drinking Water Regulations (EPA 816-F-09-0004, May 2009).
3. Alert levels are calculated as 80% of MCLs.

Abbreviations:
EPA = US Environmental Protection Agency
MCLs = maximum contaminant levels

TABLE 10
Alert Levels for Inorganic Constituents
in Groundwater Samples
Semi-Annual Monitoring Report
Page-Trowbridge Ranch Landfill
Pinal County, Arizona

Parameter	Alert Levels
MW-2	
Chloride (Cl^-)	9.045
Sulfate (SO_4^{2-})	7.954
Manganese (Mn)	6.8
Sodium (Na)	47
MW-3	
Chloride (Cl^-)	9.135
Sulfate (SO_4^{2-})	7.757
Manganese (Mn)	7.72
Sodium (Na)	52
MW-4	
Chloride (Cl^-)	9.65
Sulfate (SO_4^{2-})	6.686
Manganese (Mn)	0.412
Sodium (Na)	45
MW-5	
Chloride (Cl^-)	8.992
Sulfate (SO_4^{2-})	6.339
Manganese (Mn)	0.88
Sodium (Na)	54

Notes:
1. All concentrations are in unit mg/L, except noted otherwise.
2. "-" = not applicable.

FIGURES

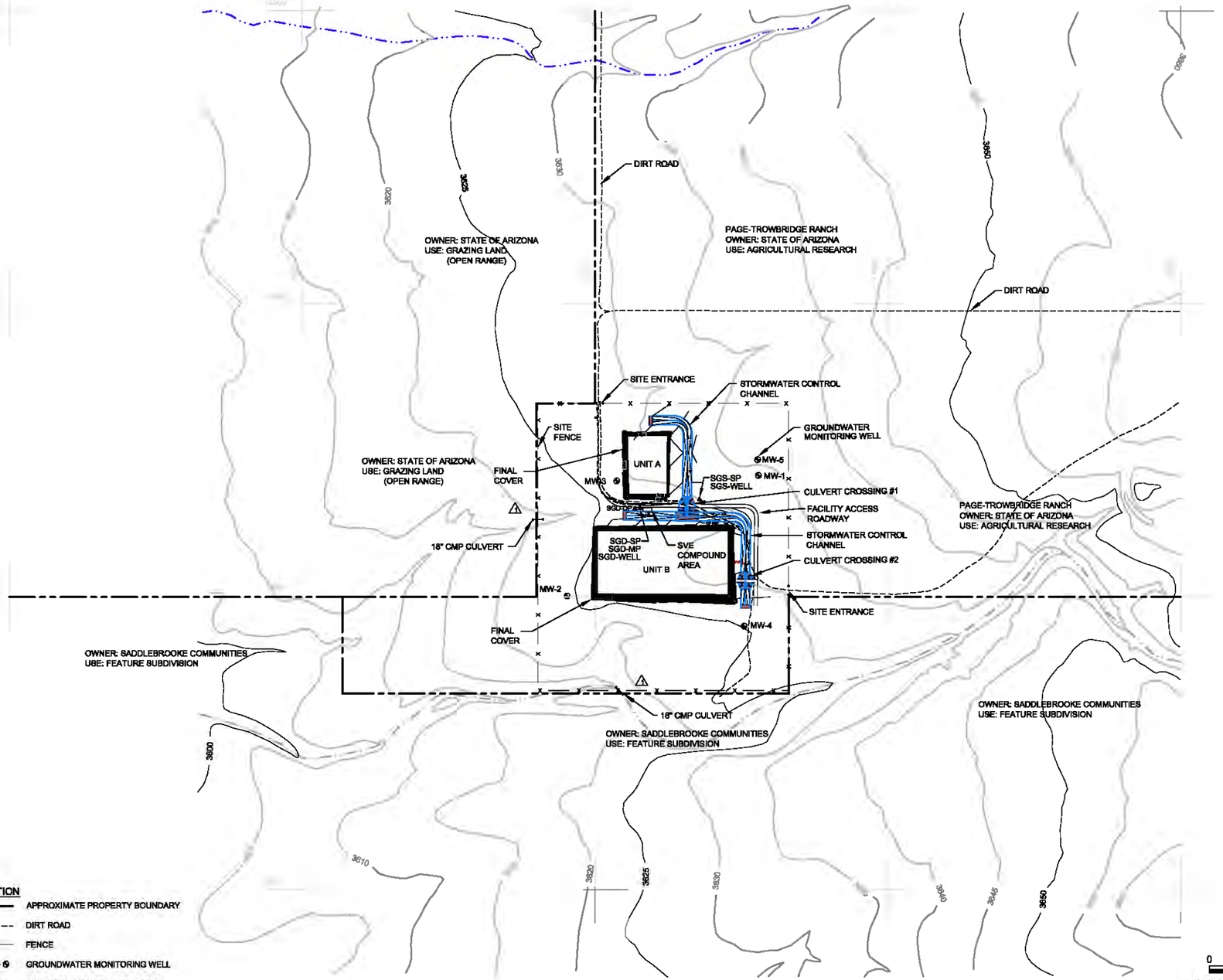

ALL WEATHER WINDROSE

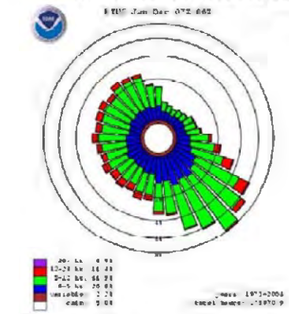

SOURCE: U.S. DEPARTMENT OF COMMERCE NATIONAL OCEANIC AND ATMOSPHERIC ADMINISTRATION NATIONAL WEATHER RECORD CENTER FOR YEARS JANUARY 1973 TO DECEMBER 2004.

LOCATION MAP

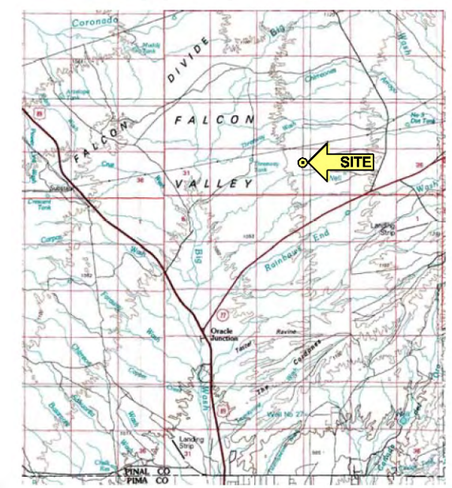

SOURCE: USGS MAMMOTH, ARIZONA 1986
1:100000 SCALE

EXPLANATION

- APPROXIMATE PROPERTY BOUNDARY
- DIRT ROAD
- FENCE
- MW-4 GROUNDWATER MONITORING WELL
- SGD-DP SOIL VAPOR MONITORING POINT

NOTE:
1. PROPERTY BOUNDARIES ARE BASED ON SURVEY MAP BY MMLA (8/2/1996)

SOURCE: STEARNS, CONRAD AND SCHMIDT CONSULTING ENGINEERS, PHOENIX, ARIZONA DECEMBER 12, 1997.

REV	D	M	Y	ISSUE/REVISION DESCRIPTION	ENG.	APPR.
6						
5						
4						
3						
2						
1						
0						

Client Logo:

Client:
UNIVERSITY OF ARIZONA
P.O. BOX 210460
TUCSON, AZ. 85721-0460

AMEC
Environment & Infrastructure, Inc.
4600 East Washington Street, Suite 600,
Phoenix, Arizona 85034

DATUM: –
PROJECTION: –
DRAWN BY: APS
REVIEWED BY: MZ
ORIGINAL SCALE: AS SHOWN

PROJECT: PAGE - TROWBRIDGE RANCH LANDFILL (EPA ID AZ98066584)

TITLE: GROUNDWATER AND SOIL VAPER MONITORING POINTS

PROJECT NO.: 1420112030
REVISION NO. A
DATE: JUNE 2012
DRAWING NO.: FIGURE 1
SHEET NO.: _ of _

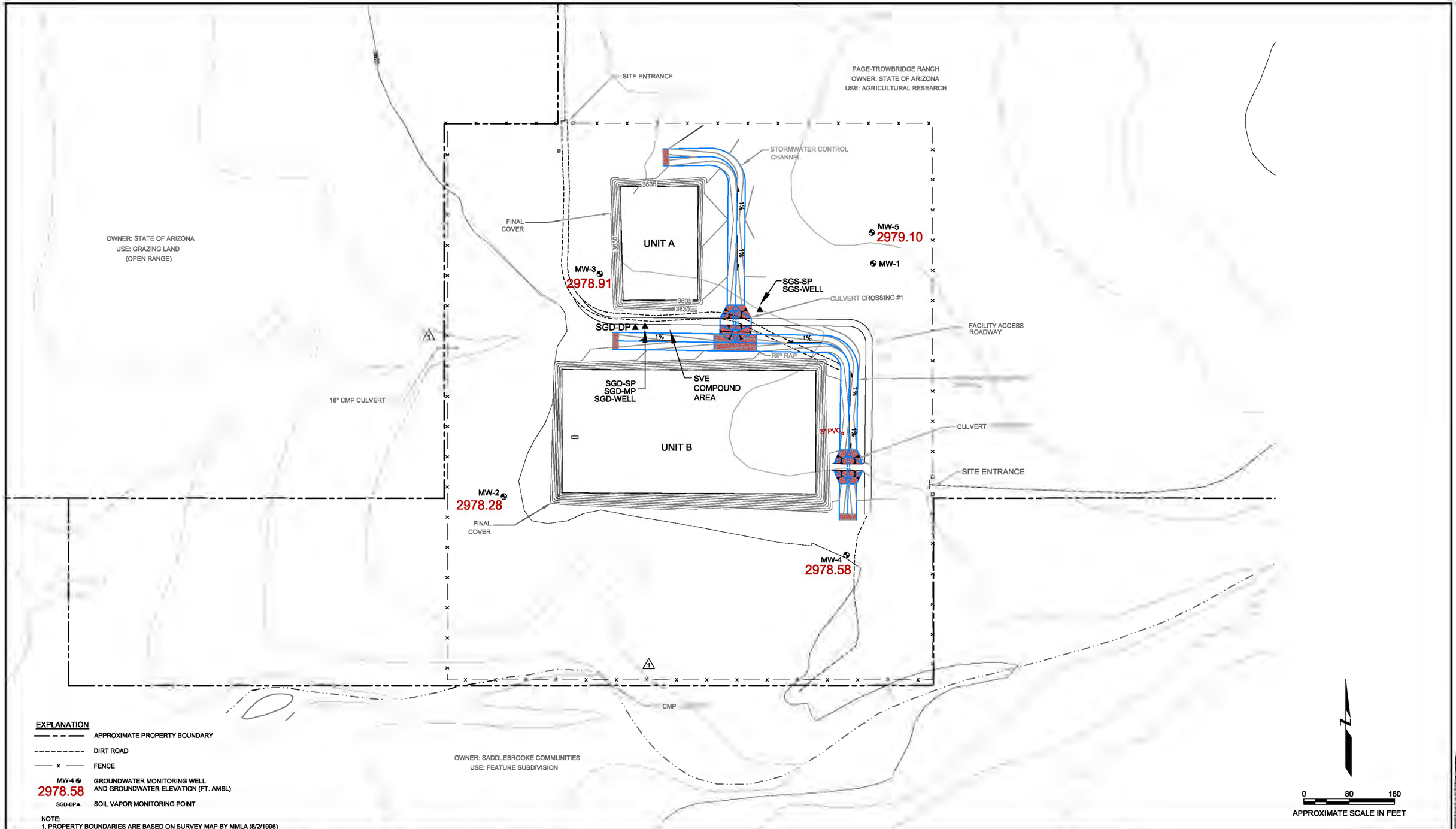

EXPLANATION

- APPROXIMATE PROPERTY BOUNDARY
- DIRT ROAD
- FENCE
- MW-4 2978.58 — GROUNDWATER MONITORING WELL AND GROUNDWATER ELEVATION (FT. AMSL)
- SGD-DP▲ — SOIL VAPOR MONITORING POINT

NOTE:
1. PROPERTY BOUNDARIES ARE BASED ON SURVEY MAP BY MMLA (8/2/1996)

SOURCE: STEARNS, CONRAD AND SCHMIDT CONSULTING ENGINEERS, PHOENIX, ARIZONA DECEMBER 12, 1997.

REV	D	M	Y	ISSUE/REVISION DESCRIPTION	ENG.	APPR.
G						
F						
E						
D						
C						
B						
A						

Client Logo:

Client:
UNIVERSITY OF ARIZONA
P.O. BOX 210460
TUCSON, AZ. 85721-0460

AMEC
Environment & Infrastructure, Inc.
4600 East Washington Street, Suite 600,
Phoenix, Arizona 85034

DATUM: –
PROJECTION: –
DRAWN BY: APS
REVIEWED BY: MZ
ORIGINAL SCALE: AS SHOWN

PROJECT: PAGE - TROWBRIDGE RANCH LANDFILL (EPA ID AZ98066584)

TITLE: GROUNDWATER ELEVATIONS APRIL 24, 2013

PROJECT NO.: 1420112030
REVISION NO. A
DATE: JULY 2013
DRAWING NO.: FIGURE 2
SHEET NO.: _ of _

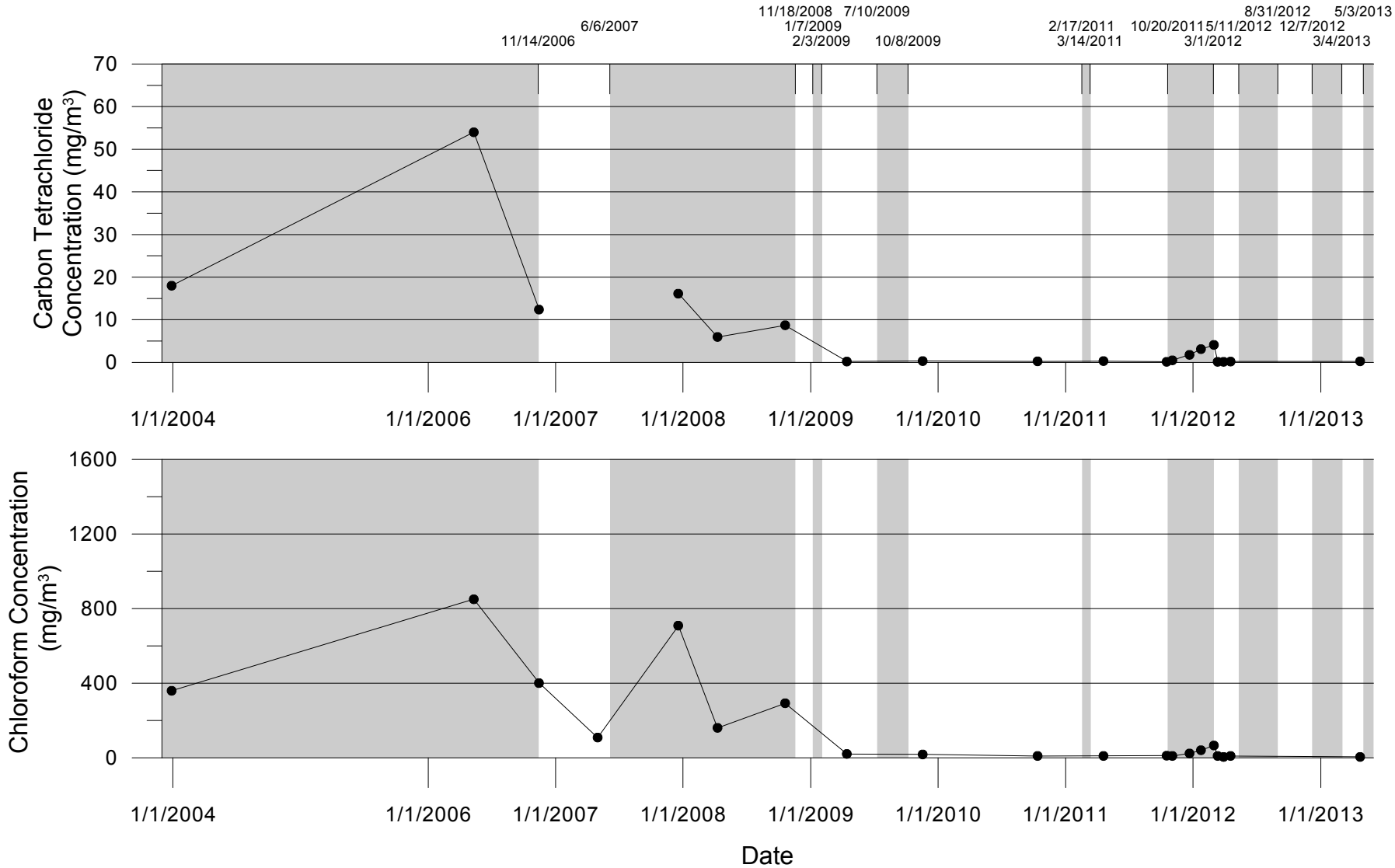

LEGEND

● Consituent concentration is above the reporting limit.

Soil vapor extraction system was nonoperational.

Note:
1.) A discontinuous line occurs where the the constituent concentration was nondetect and the reporting limit was not provided.

Abbreviations:
mg = milligrams
m = meter

amec	SGS-SP CARBON TETRACHLORIDE AND CHLOROFORM CONCENTRATION TRENDS Page-Trowbridge Ranch Landfill Pinal County, Arizona	Prepared By: ERO	Project No. 1420112039
		7/2/13	Figure No. 3a

P:\A00439 - PTRL Rebound Study\4000 Data Analysis\Grapher\Concentration Trends.grf

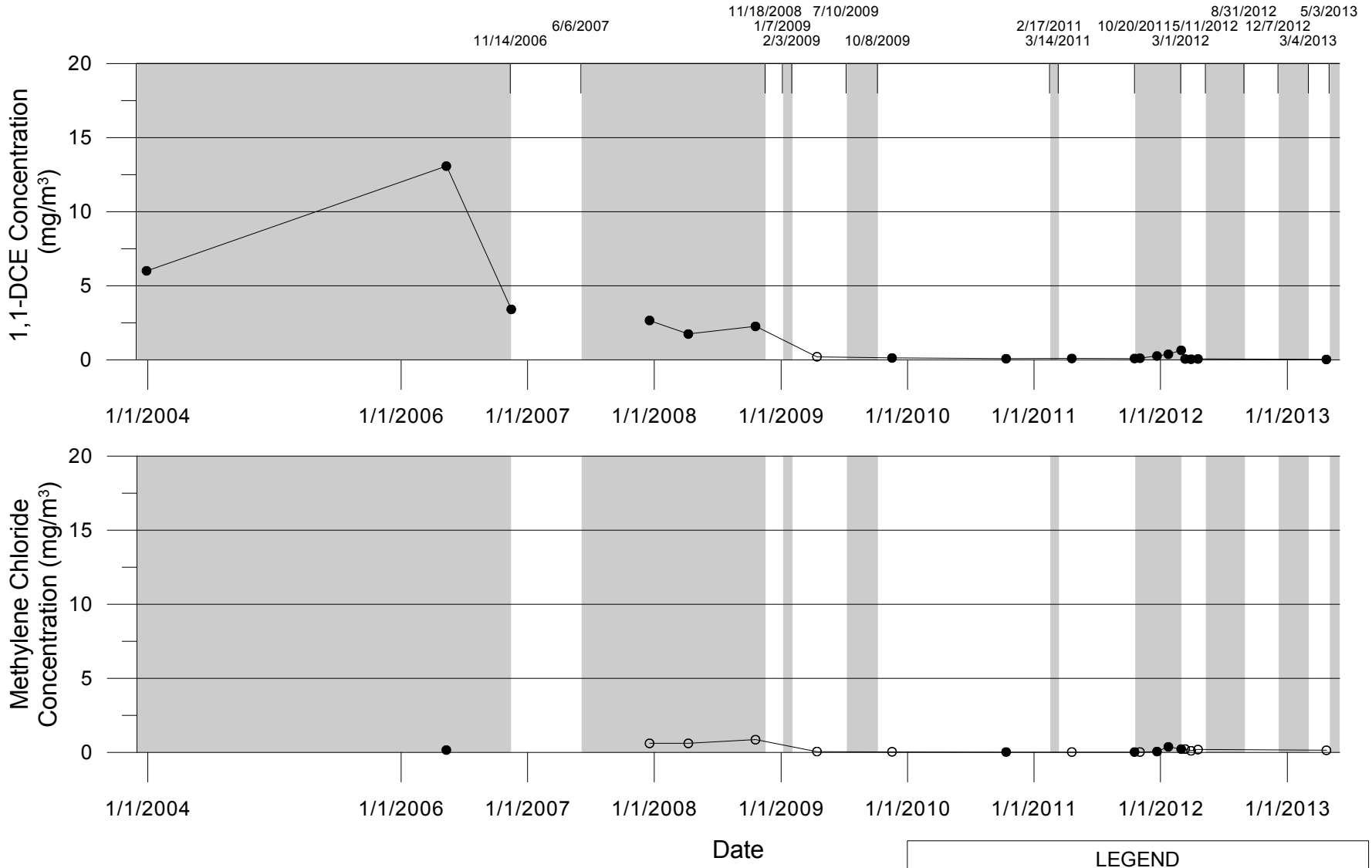

LEGEND

- ● Constituent concentration is above the reporting limit.
- ○ Non-detect is plotted as the reporting limit.
- Soil vapor extraction system was nonoperational.

Note:
1.) A discontinuous line occurs where the constituent concentration was nondetect and the reporting limit was not provided.

Abbreviations:
1,1-DCE = 1,1 Dichloroethene
mg = milligrams
m = meter

amec

SGS-SP 1,1-DCE AND METHYLENE CHLORIDE CONCENTRATION TRENDS
Page-Trowbridge Ranch Landfill
Pinal County, Arizona

Prepared By: ERO	Project No. 1420112039
7/2/13	Figure No. 3b

P:\A00439 - PTRL Rebound Study\4000 Data Analysis\Grapher\Concentration Trends.grf

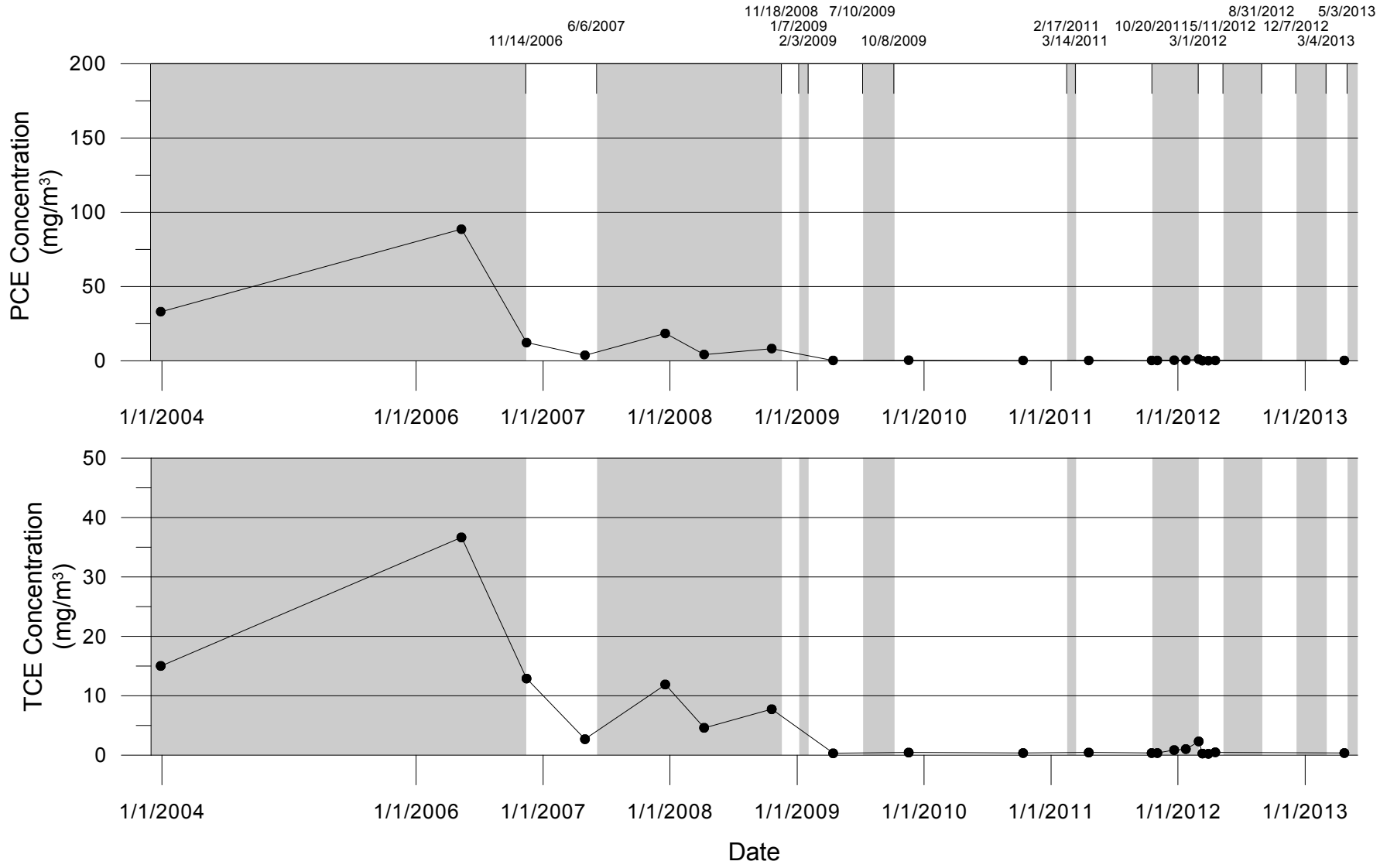

Abbreviations:
PCE = Tetrachloroethene
TCE = Trichloroethene
mg = milligrams
m = meter

LEGEND
● Constituent concentration is above the reporting limit.
Soil vapor extraction system was nonoperational.

P:\A00439 - PTRL Rebound Study\4000 Data Analysis\Grapher\Concentration Trends.grf

amec

SGS-SP PCE AND TCE CONCENTRATION TRENDS
Page-Trowbridge Ranch Landfill
Pinal County, Arizona

Prepared By: ERO	Project No. 1420112039
7/2/13	Figure No. 3c

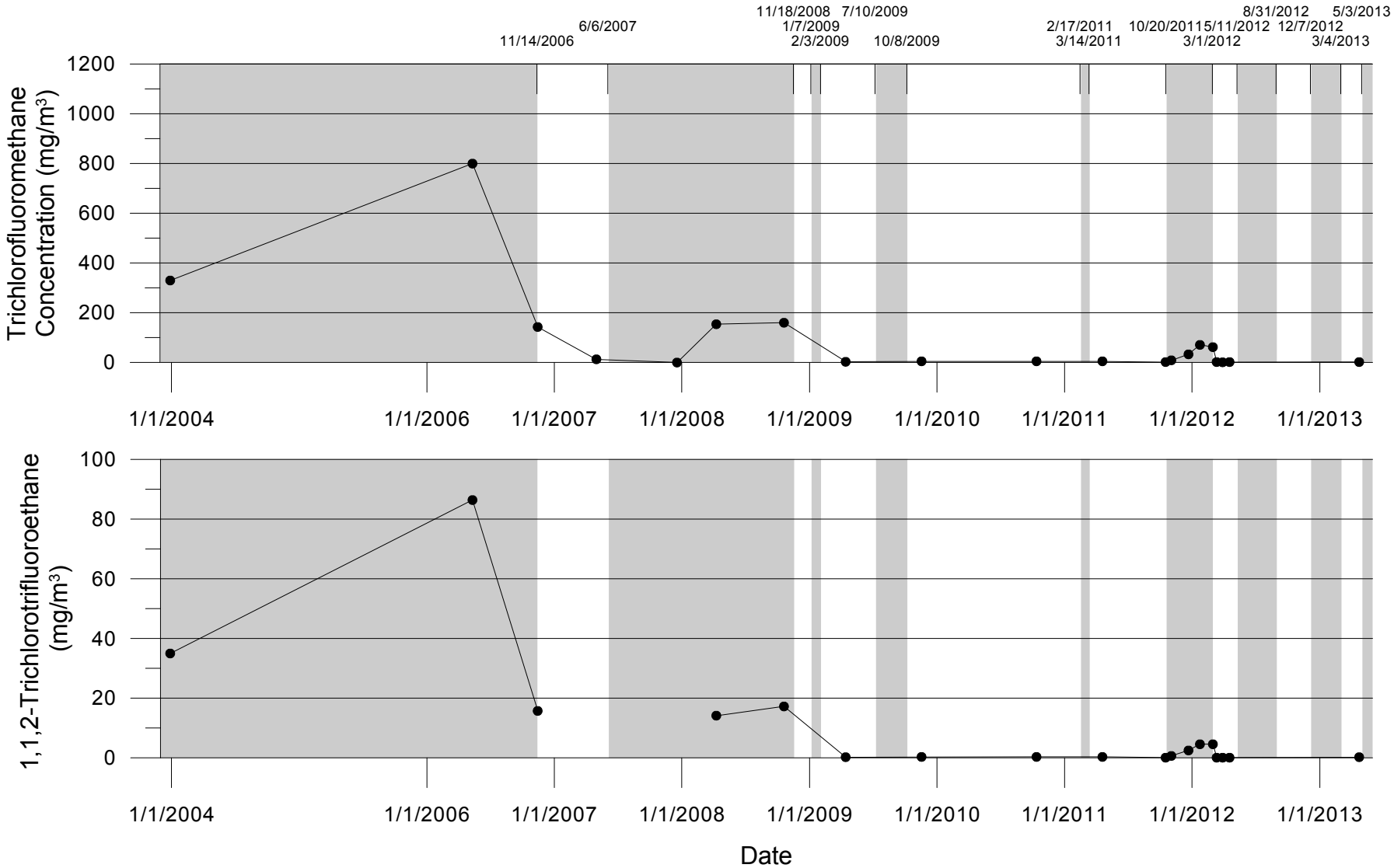

LEGEND

- ● Consituent concentration is above the reporting limit.
- Soil vapor extraction system was nonoperational.

Note:
1.) A discontinuous line occurs where the the constituent concentration was nondetect and the reporting limit was not provided.

Abbreviations:
mg = milligrams
m = meter

amec	SGS-SP TRICHLOROFLUOROMETHANE AND 1,1,2-TRICHLOROTRIFLUOROETHANE CONCENTRATION TRENDS Page-Trowbridge Ranch Landfill Pinal County, Arizona	Prepared By: ERO	Project No. 1420112039
		7/2/13	Figure No. 3d

P:\A00439 - PTRL Rebound Study\4000 Data Analysis\Grapher\Concentration Trends.grf

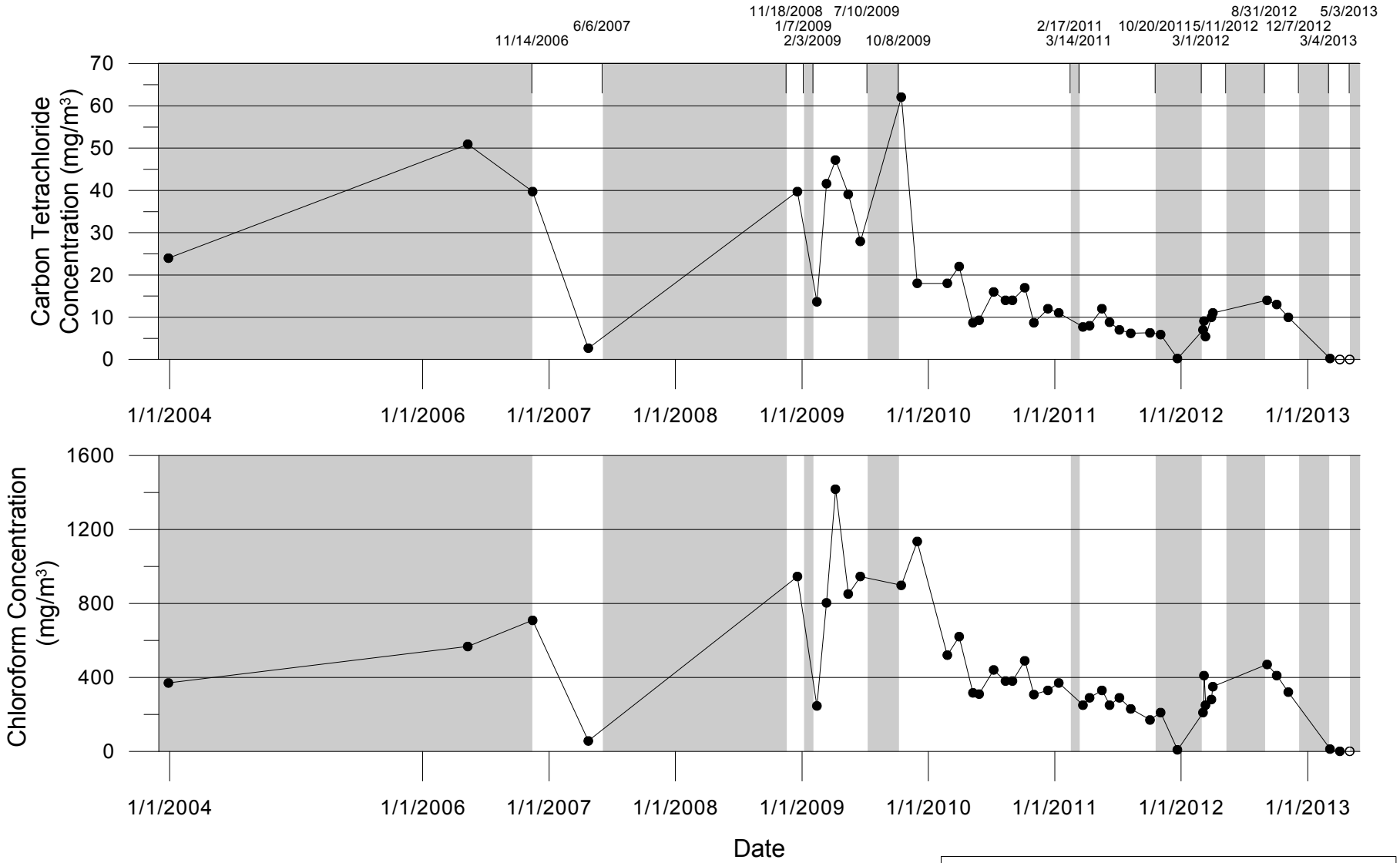

LEGEND

- ● Consituent concentration is above the reporting limit.
- Soil vapor extraction system was nonoperational.
- ○ Non-detect is plotted as the reporting limit.

Note:
1.) For field duplicates collected on 3/5/12 and 3/8/12, concentrations from the original and duplicate sample were compared and the higher value is plotted.

Abbreviations:
mg = milligrams
m = meter

amec	SGS-WELL CARBON TETRACHLORIDE AND CHLOROFORM CONCENTRATION TRENDS Page-Trowbridge Ranch Landfill Pinal County, Arizona	Prepared By: ERO	Project No. 1420112039
		7/2/13	Figure No. 3e

P:\A00439 - PTRL Rebound Study\4000 Data Analysis\Grapher\Concentration Trends.grf

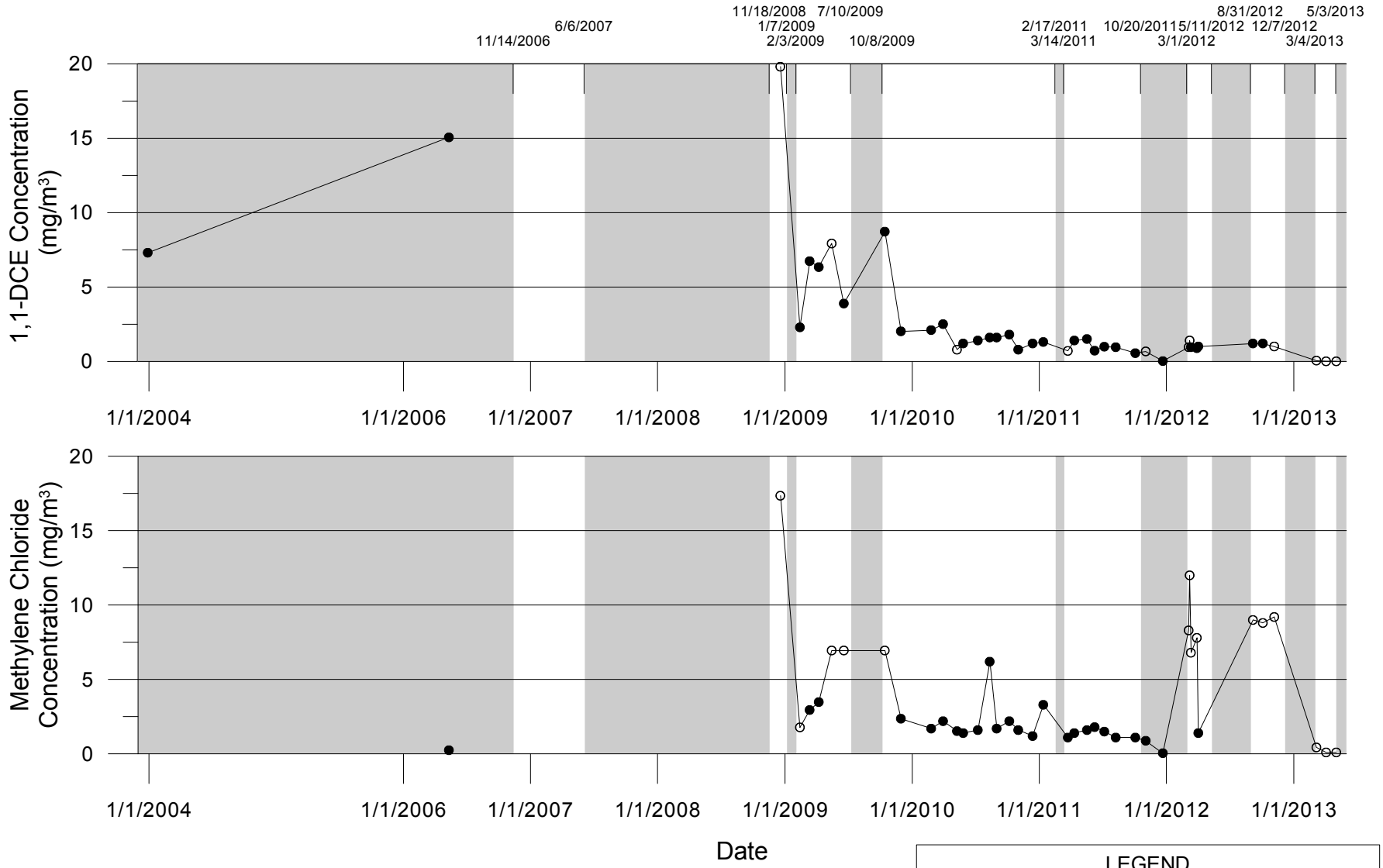

Note:
1.) A discontinuous line occurs where the constituent concentration was nondetect and the reporting limit was not provided.
2.) For field duplicates collected on 3/5/12 and 3/8/12, concentrations from the original and duplicate sample were compared and the higher value is plotted.

Abbreviations:
1,1-DCE = 1,1 Dichloroethene
mg = milligrams
m = meter

LEGEND
- ● Constituent concentration is above the reporting limit.
- ○ Non-detect is plotted as the reporting limit.
- Soil vapor extraction system was nonoperational.

amec

SGS-WELL 1,1-DCE AND METHYLENE CHLORIDE CONCENTRATION TRENDS
Page-Trowbridge Ranch Landfill
Pinal County, Arizona

Prepared By: ERO	Project No. 1420112039
7/2/13	Figure No. 3f

P:\A00439 - PTRL Rebound Study\4000 Data Analysis\Grapher\Concentration Trends.grf

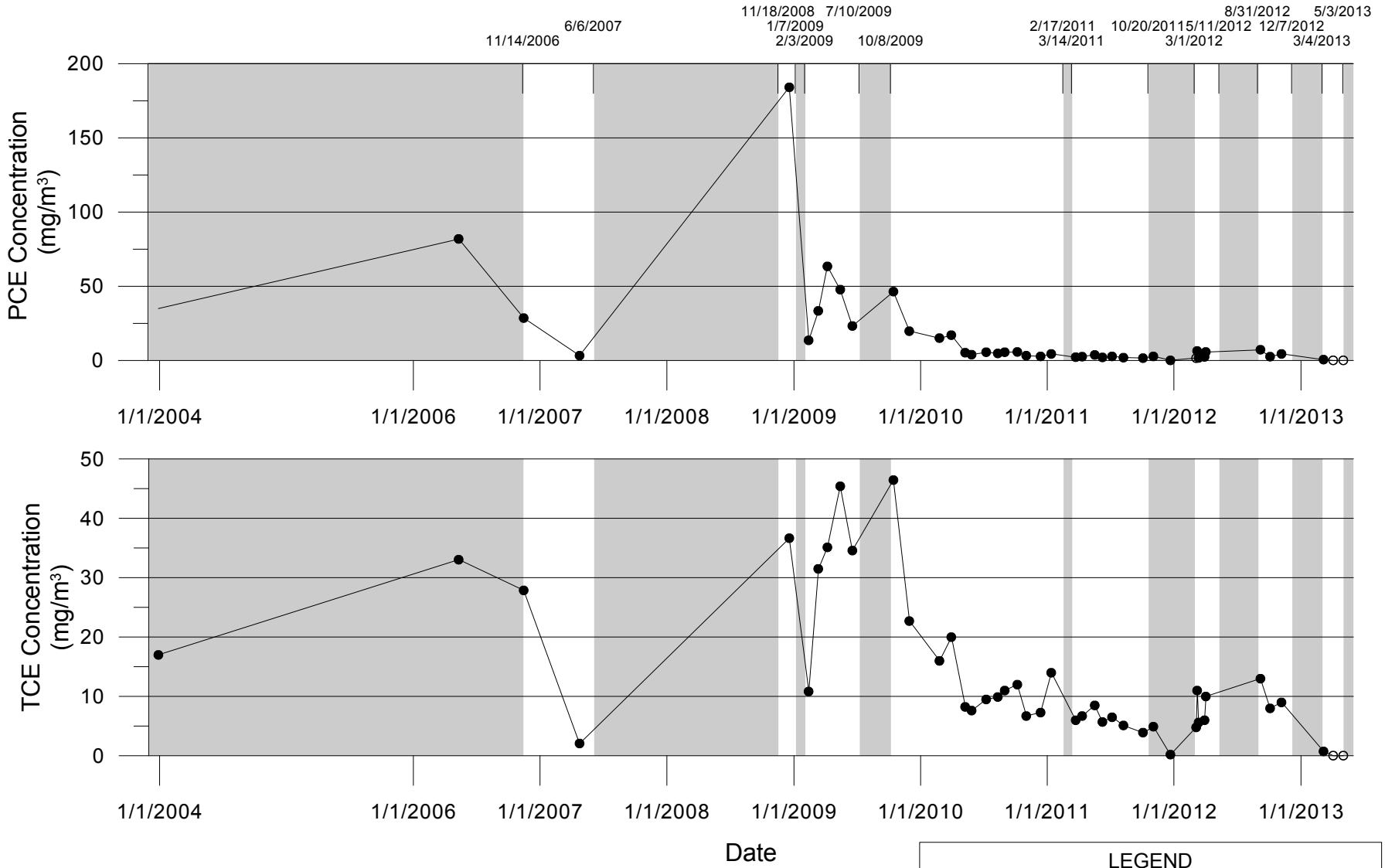

LEGEND

- ● Constituent concentration is above the reporting limit.
- ○ Non-detect is plotted as the reporting limit.
- Soil vapor extraction system was nonoperational.

Abbreviations:
PCE = Tetrachloroethene
TCE = Trichloroethene
mg = milligrams
m = meter

Note:
1.) For field duplicates collected on 3/5/12 and 3/8/12, concentrations from the original and duplicate sample were compared and the higher value is plotted.

P:\A00439 - PTRL Rebound Study\4000 Data Analysis\Grapher\Concentration Trends.grf

amec

SGS-WELL PCE AND TCE CONCENTRATION TRENDS
Page-Trowbridge Ranch Landfill
Pinal County, Arizona

Prepared By: ERO	Project No. 1420112039
7/2/13	Figure No. 3g

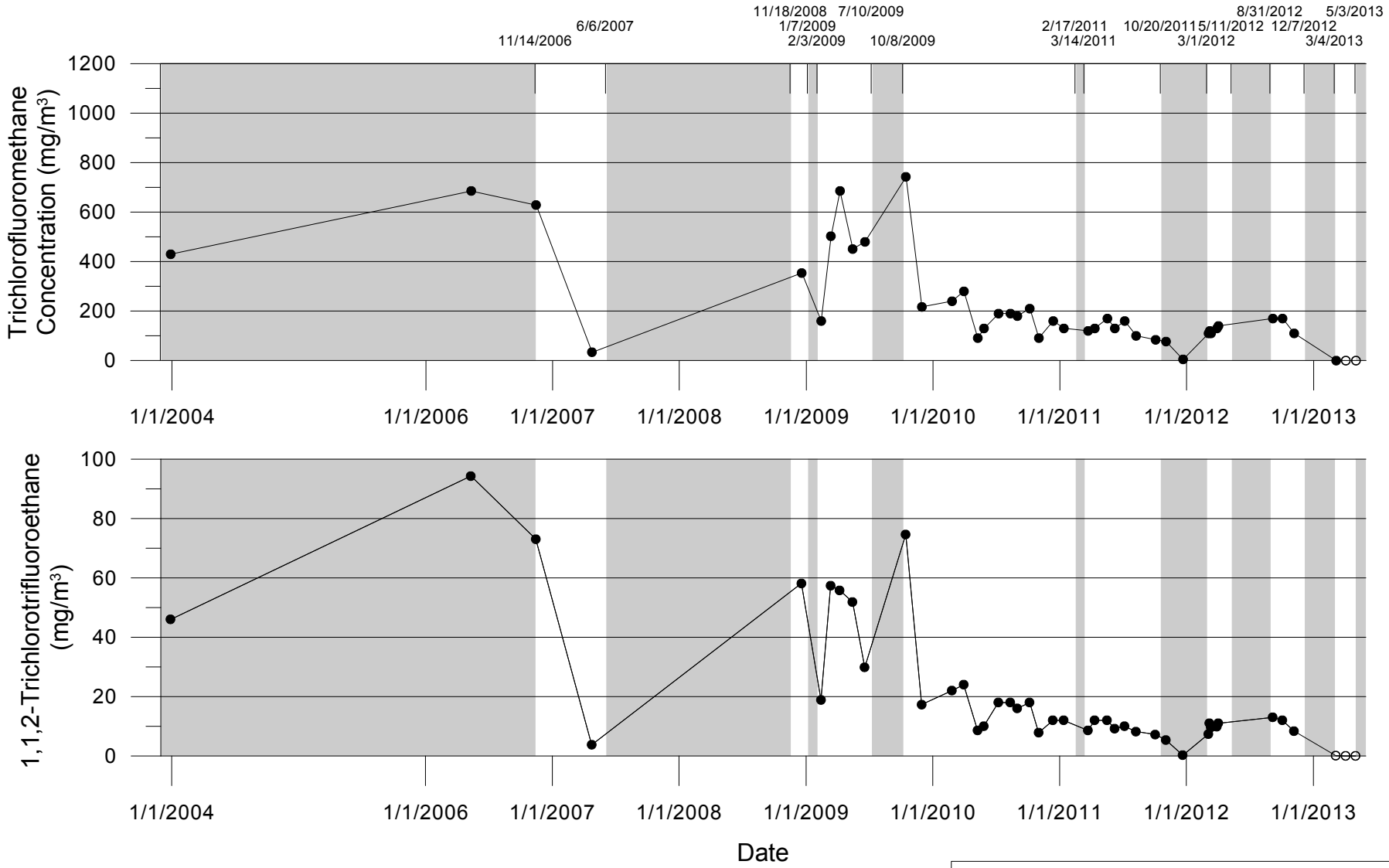

LEGEND

- ● Constituent concentration is above the reporting limit.
- Soil vapor extraction system was nonoperational.
- ○ Non-Detect plotted as the reporting limit.

Note:
1.) For field duplicates collected on 3/5/12 and 3/8/12, concentrations from the original and duplicate sample were compared and the higher value is plotted.

Abbreviations:
mg = milligrams
m = meter

P:\A00439 - PTRL Rebound Study\4000 Data Analysis\Grapher\Concentration Trends.grf

amec

SGS-WELL TRICHLOROFLUOROMETHANE AND
1,1,2-TRICHLOROTRIFLUOROETHANE CONCENTRATION TRENDS
Page-Trowbridge Ranch Landfill
Pinal County, Arizona

Prepared By: ERO	Project No. 1420112039
7/2/13	Figure No. 3h

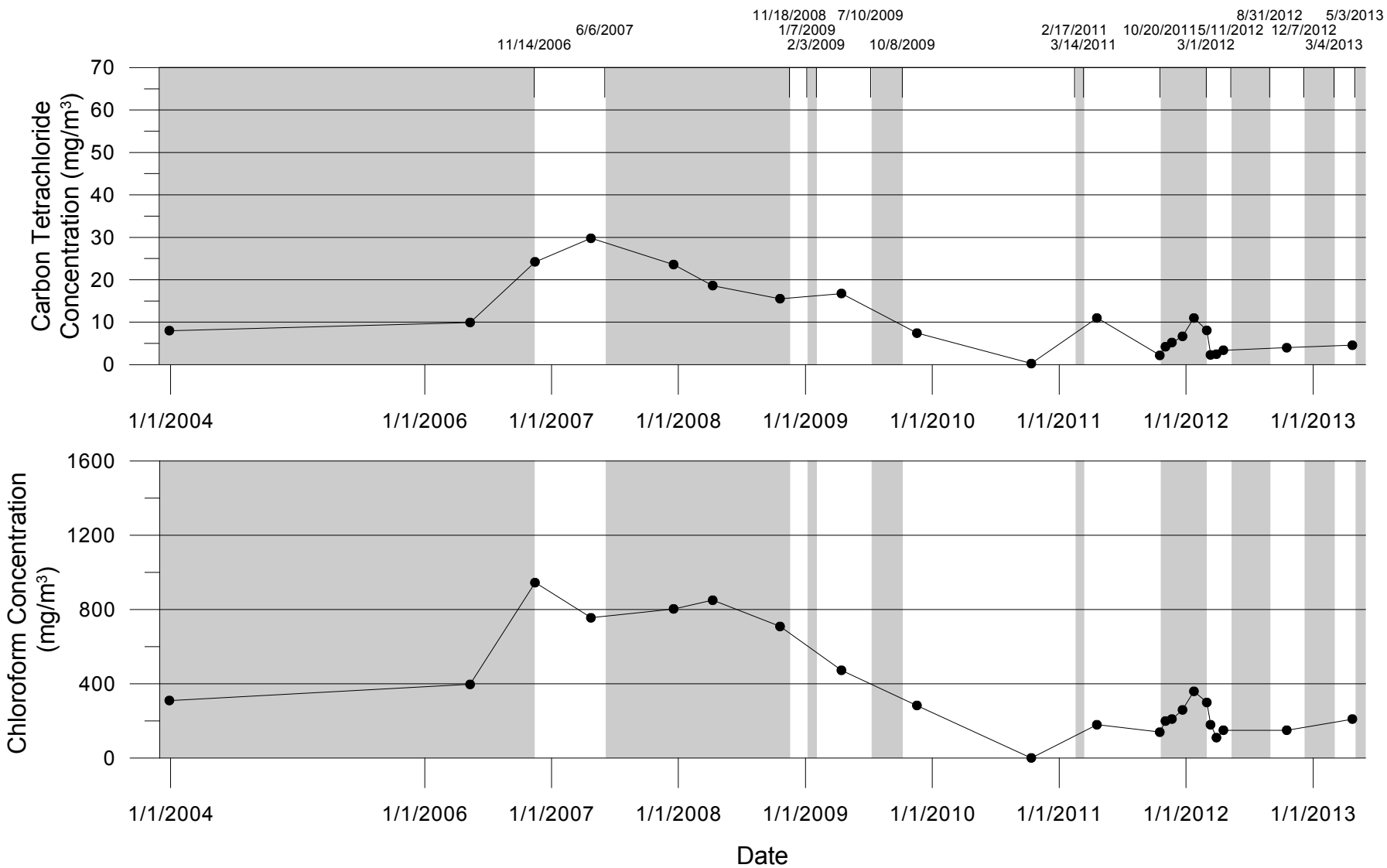

LEGEND

● Consituent value is above the reporting limit.

Soil vapor extraction system was nonoperational.

Abbreviations:
mg = milligrams
m = meter

P:\A00439 - PTRL Rebound Study\4000 Data Analysis\Grapher\Concentration Trends.grf

amec	SGD-SP CARBON TETRACHLORIDE AND CHLOROFORM CONCENTRATION TRENDS Page-Trowbridge Ranch Landfill Pinal County, Arizona	Prepared By: ERO	Project No. 1420112039
		7/2/13	Figure No. 3i

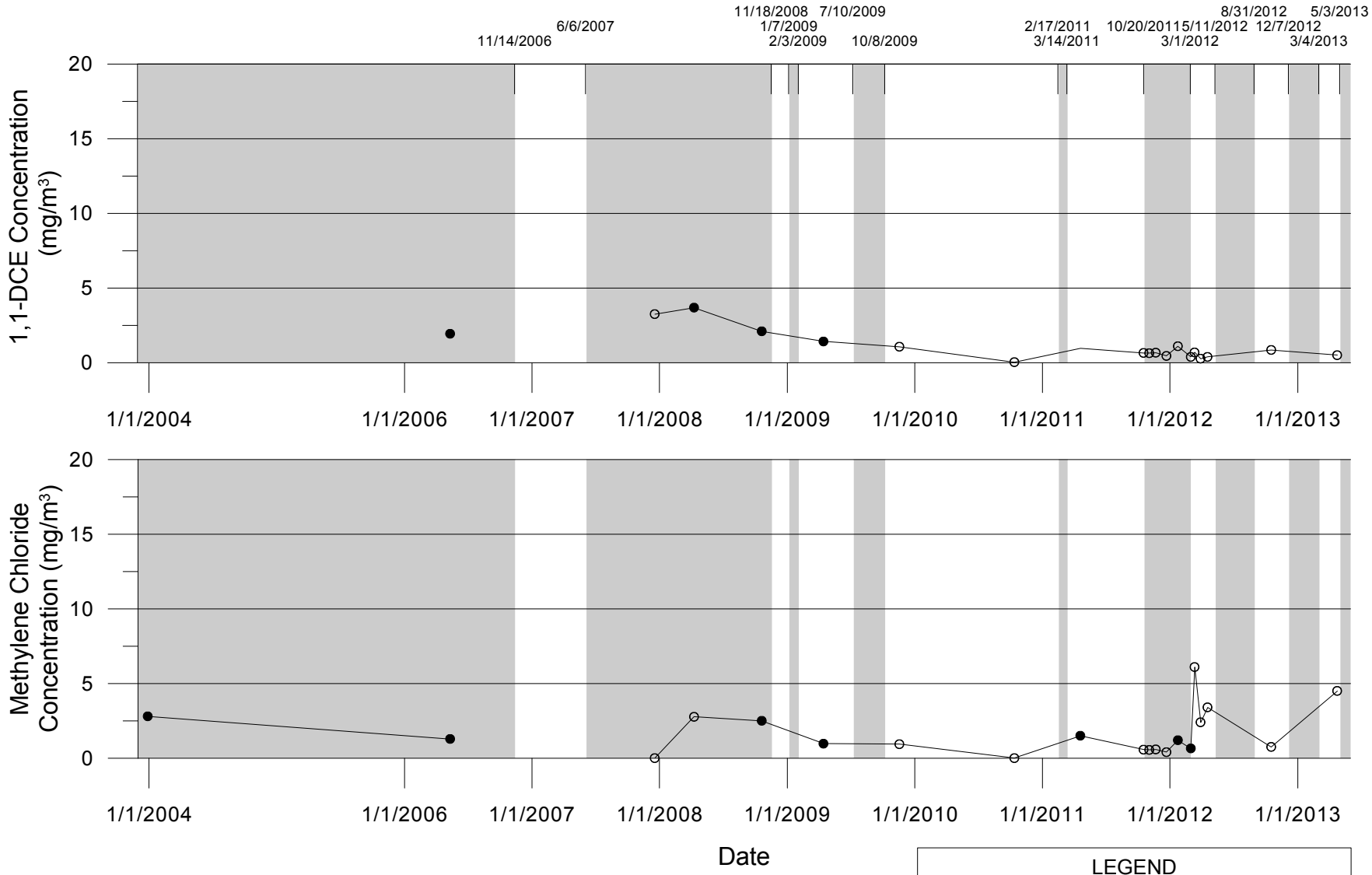

Note:
1.) A discontinuous line occurs where the constituent concentratioon was nondetect and the reporting limit was not provided.

Abbreviations:
1,1-DCE = 1,1 Dichloroethene
mg = milligrams
m = meter

LEGEND
- ● Constituent value is above the reporting limit.
- ○ Non-detect is plotted as the reporting limit.
- Soil vapor extraction system was nonoperational.

amec

SGD-SP 1,1-DCE AND METHYLENE CHLORIDE CONCENTRATION TRENDS
Page-Trowbridge Ranch Landfill
Pinal County, Arizona

Prepared By: ERO	Project No. 1420112039
7/2/13	Figure No. 3j

P:\A00439 - PTRL Rebound Study\4000 Data Analysis\Grapher\Concentration Trends.grf

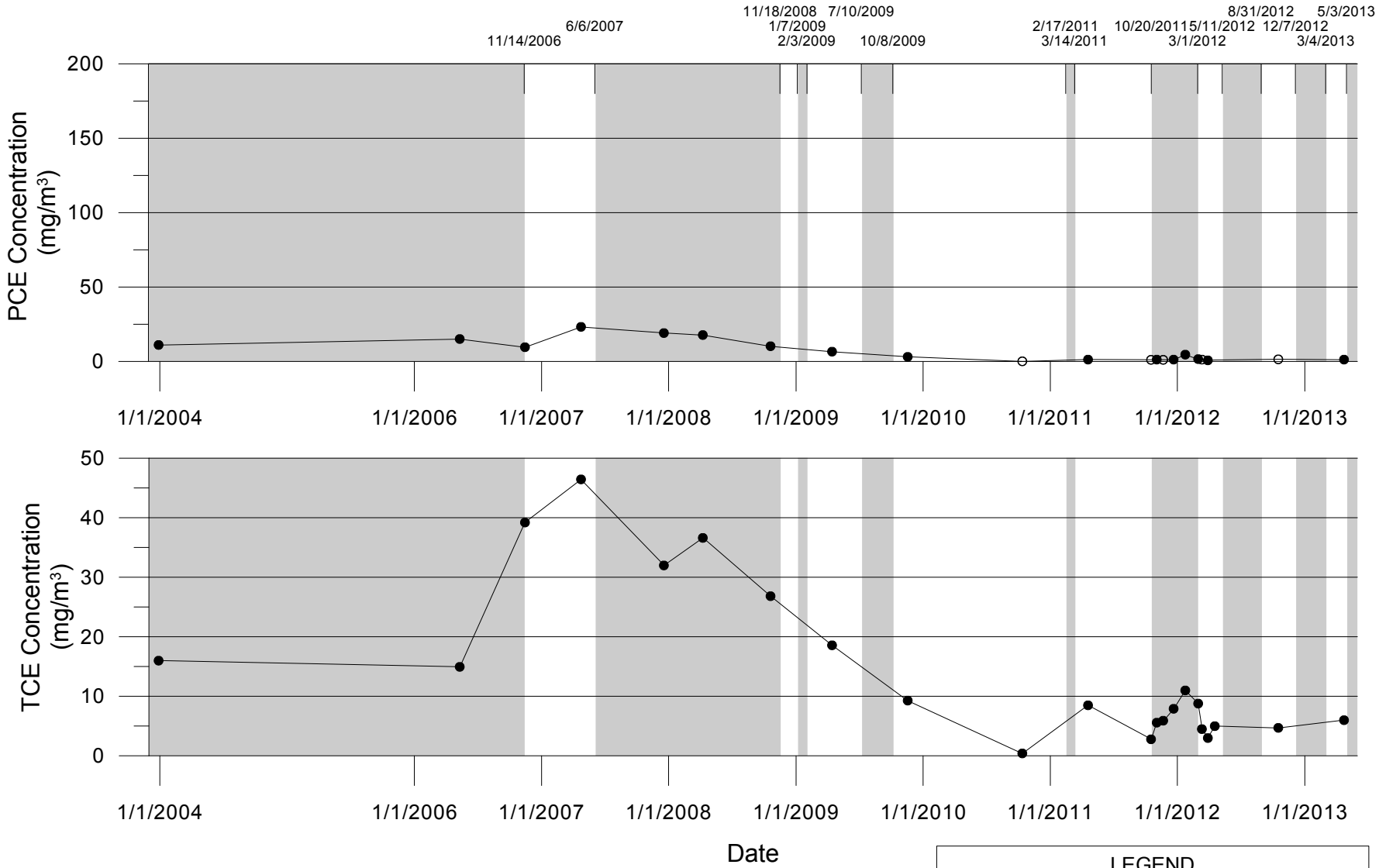

LEGEND

- ● Consitituent value is above the reporting limit.
- ○ Non-detect is plotted as the reporting limit.
- Soil vapor extraction system was nonoperational.

Abbreviations:
PCE = Tetrachloroethene
TCE = Trichloroethene
mg = milligrams
m = meter

P:\A00439 - PTRL Rebound Study\4000 Data Analysis\Grapher\Concentration Trends.grf

amec	SGD-SP PCE AND TCE CONCENTRATION TRENDS Page-Trowbridge Ranch Landfill Pinal County, Arizona	Prepared By: ERO	Project No. 1420112039
		7/2/13	Figure No. 3k

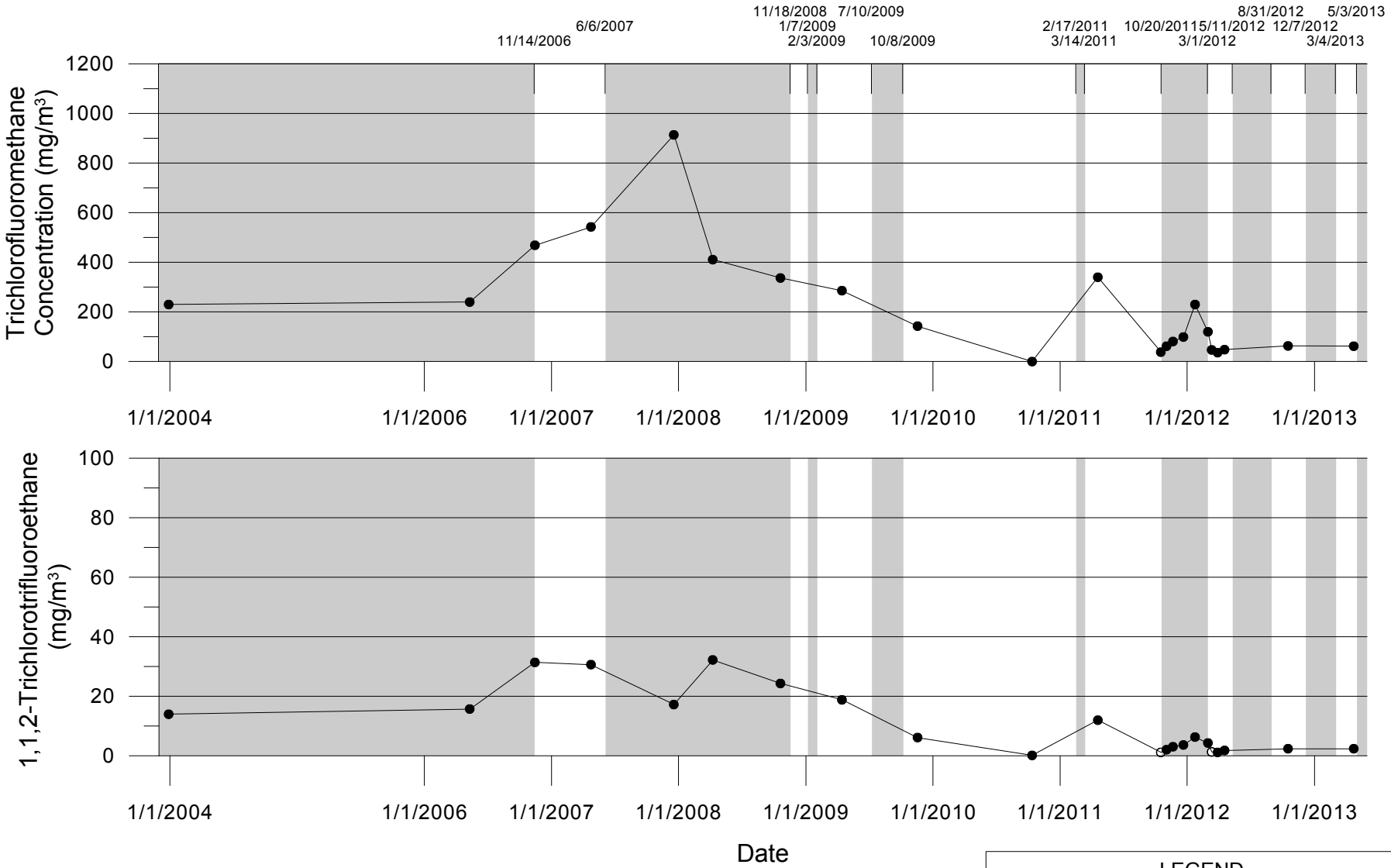

LEGEND

- ● Constituent value is above the reporting limit.
- ○ Non-detect is plotted as the reporting limit.
- Soil vapor extraction system was nonoperational.

Abbreviations:
mg = milligrams
m = meter

P:\A00439 - PTRL Rebound Study\4000 Data Analysis\Grapher\Concentration Trends.grf

amec	SGD-SP TRICHLOROFLUOROMETHANE AND 1,1,2-TRICHLOROTRIFLUOROETHANE CONCENTRATION TRENDS Page-Trowbridge Ranch Landfill Pinal County, Arizona	Prepared By: ERO	Project No. 1420112039
		7/2/13	Figure No. 3I

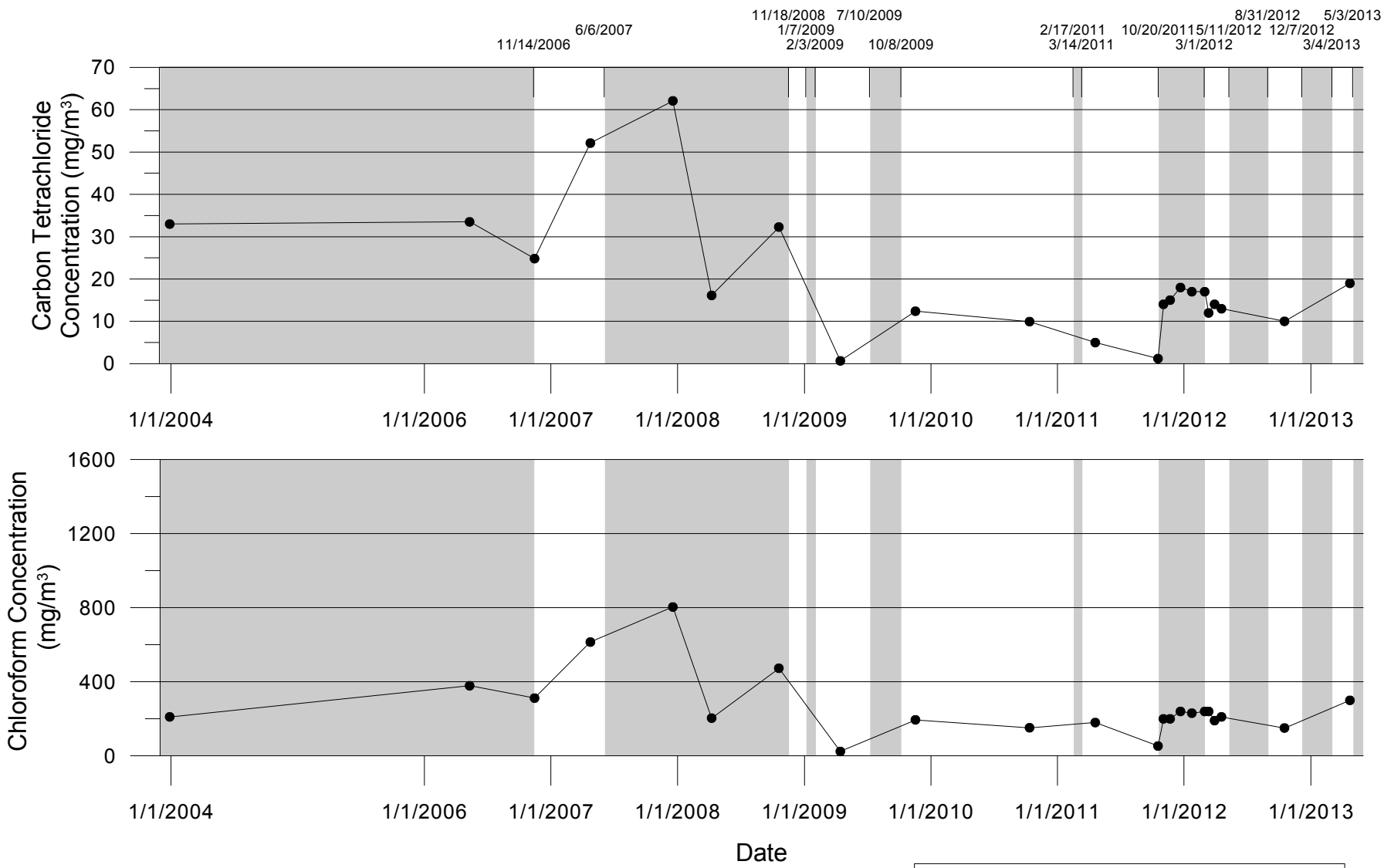

LEGEND

- ● Consituent value is above the reporting limit.
- Soil vapor extraction system was nonoperational.

Note:
1.) For field duplicates collected on 11/3/11, 11/22/11, 12/22/11, 1/24/12, 3/12/12, and 3/29/12, concentrations from the original and duplicate sample were compared and the higher value is plotted.

Abbreviations:
mg = milligrams
m = meter

P:\A00439 - PTRL Rebound Study\4000 Data Analysis\Grapher\Concentration Trends.grf

amec	SGD-MP CARBON TETRACHLORIDE AND CHLOROFORM CONCENTRATION TRENDS Page-Trowbridge Ranch Landfill Pinal County, Arizona	Prepared By: ERO	Project No. 1420112039
		7/2/13	Figure No. 3m

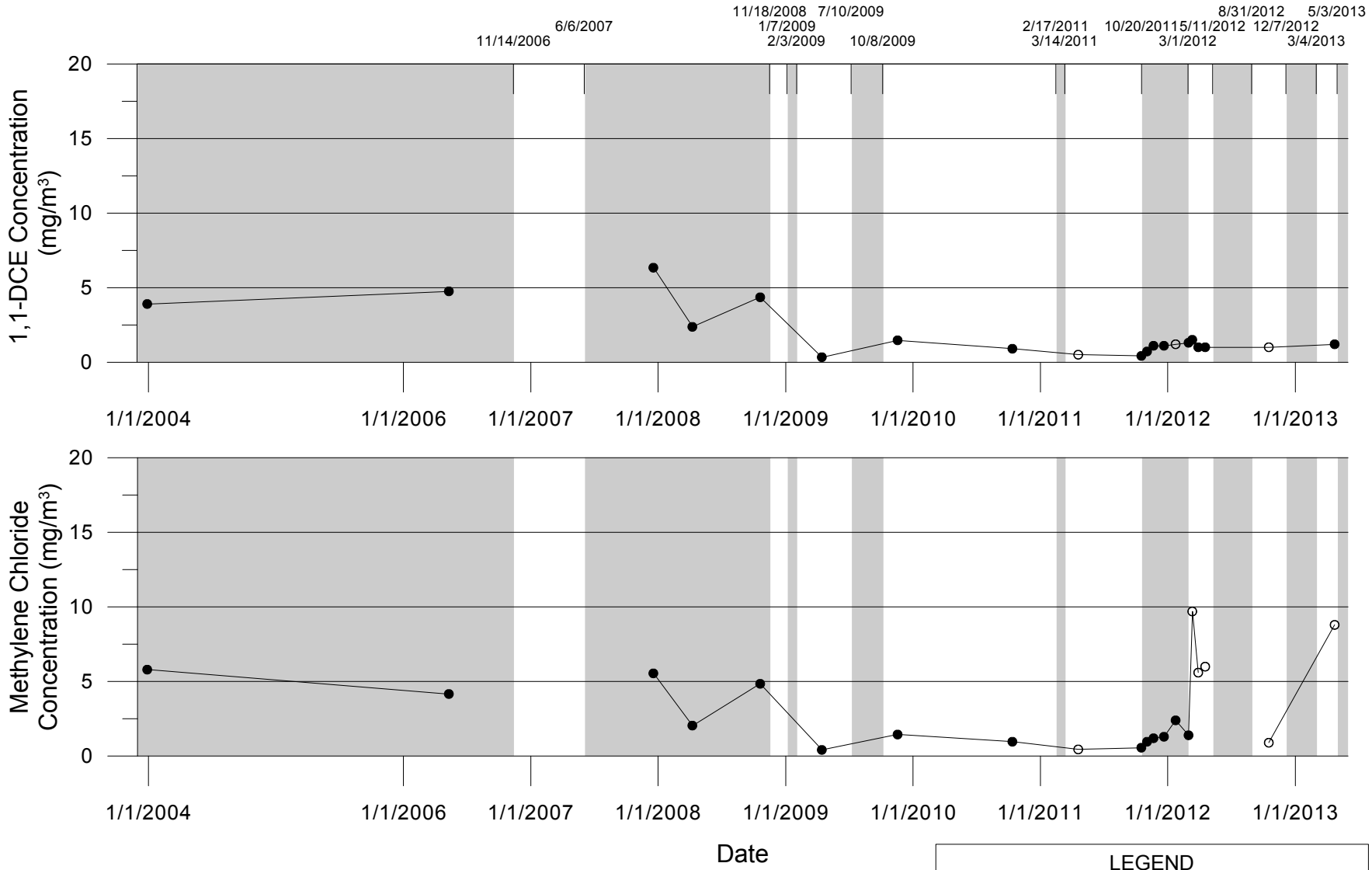

Note:
1.) For field duplicates collected on 11/3/11, 11/22/11, 12/22/11, 1/24/12, 3/12/12, and 3/29/12, concentrations from the original and duplicate sample were compared and the higher value is plotted.
2.) A discontinuous line occurs where the constituent concentration was nondetect and the reporting limit was not provided.

Abbreviations:
1,1-DCE = 1,1 Dichloroethene
mg = milligrams
m = meter

LEGEND
- ● Constituent value is above the reporting limit.
- ○ Non-detect is plotted as the reporting limit.
- Soil vapor extraction system was nonoperational.

amec

SGD-MP 1,1-DCE AND METHYLENE CHLORIDE CONCENTRATION TRENDS
Page-Trowbridge Ranch Landfill
Pinal County, Arizona

Prepared By: ERO	Project No. 1420112039
7/2/13	Figure No. 3n

P:\A00439 - PTRL Rebound Study\4000 Data Analysis\Grapher\Concentration Trends.grf

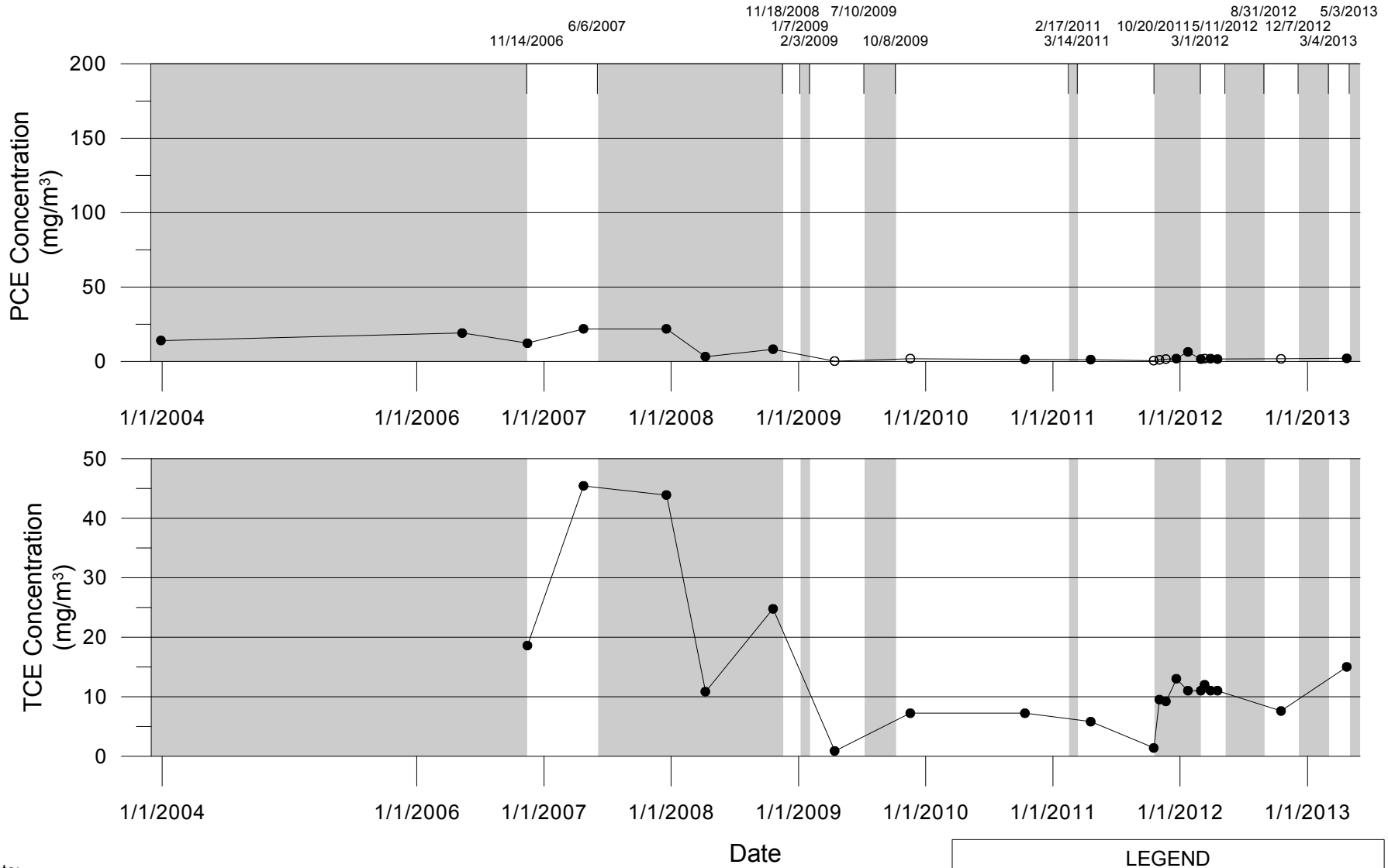

Note:
1.) For field duplicates collected on 11/3/11, 11/22/11, 12/22/11, 1/24/12, and 3/12/12, concentrations from the original and duplicate sample were compared and the higher value is plotted.
2.) A discontinuous line occurs where the constituent concentration was nondetect and the reporting limit was not provided.

Abbreviations:
PCE = Tetrachloroethene
TCE = Trichloroethene
mg = milligrams
m = meter

LEGEND
- ● Constituent value is above the reporting limit.
- ○ Non-detect is plotted as the reporting limit.
- Soil vapor extraction system was not operational.

amec

SGD-MP PCE AND TCE CONCENTRATION TRENDS
Page-Trowbridge Ranch Landfill
Pinal County, Arizona

Prepared By: ERO	Project No. 1420112039
7/2/13	Figure No. 3o

P:\A00439 - PTRL Rebound Study\4000 Data Analysis\Grapher\Concentration Trends.grf

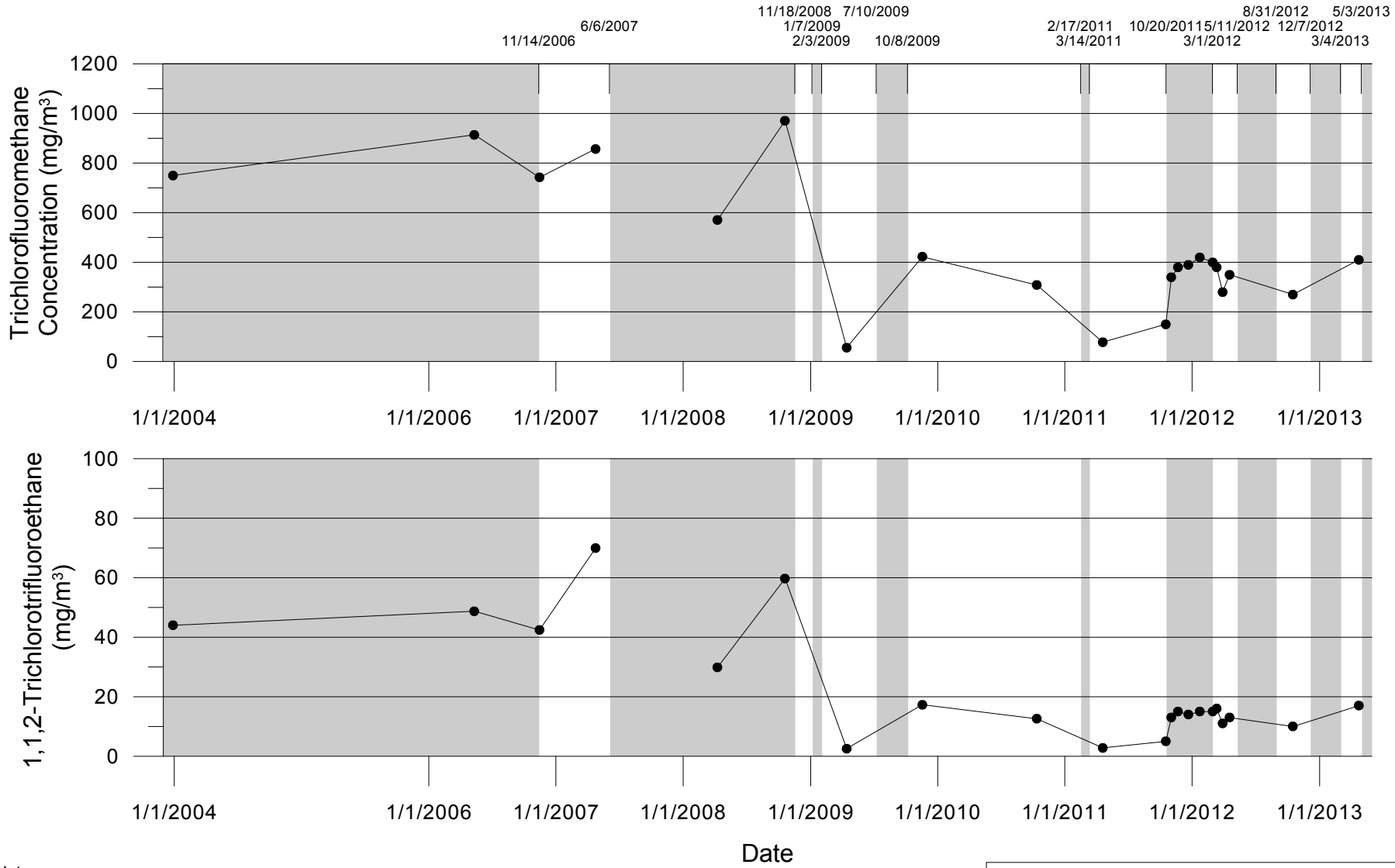

Note:
1.) For field duplicates collected on 11/3/11, 11/22/11, 12/22/11, 1/24/12, and 3/29/12, concentrations from the original and duplicate sample were compared and the higher value is plotted.
2.) A discontinuous line occurs where the constituent concentration was nondetect and the reporting limit was not provided.

Abbreviations:
mg = milligrams
m = meter

LEGEND
● Constituent value is above the reporting limit.
Soil vapor extraction system was nonoperational.

amec

SGD-MP TRICHLOROFLUOROMETHANE AND
1,1,2-TRICHLOROTRIFLUOROETHANE CONCENTRATION TRENDS
Page-Trowbridge Ranch Landfill
Pinal County, Arizona

Prepared By: ERO	Project No. 1420112039
7/2/13	Figure No. 3p

P:\A00439 - PTRL Rebound Study\4000 Data Analysis\Grapher\Concentration Trends.grf

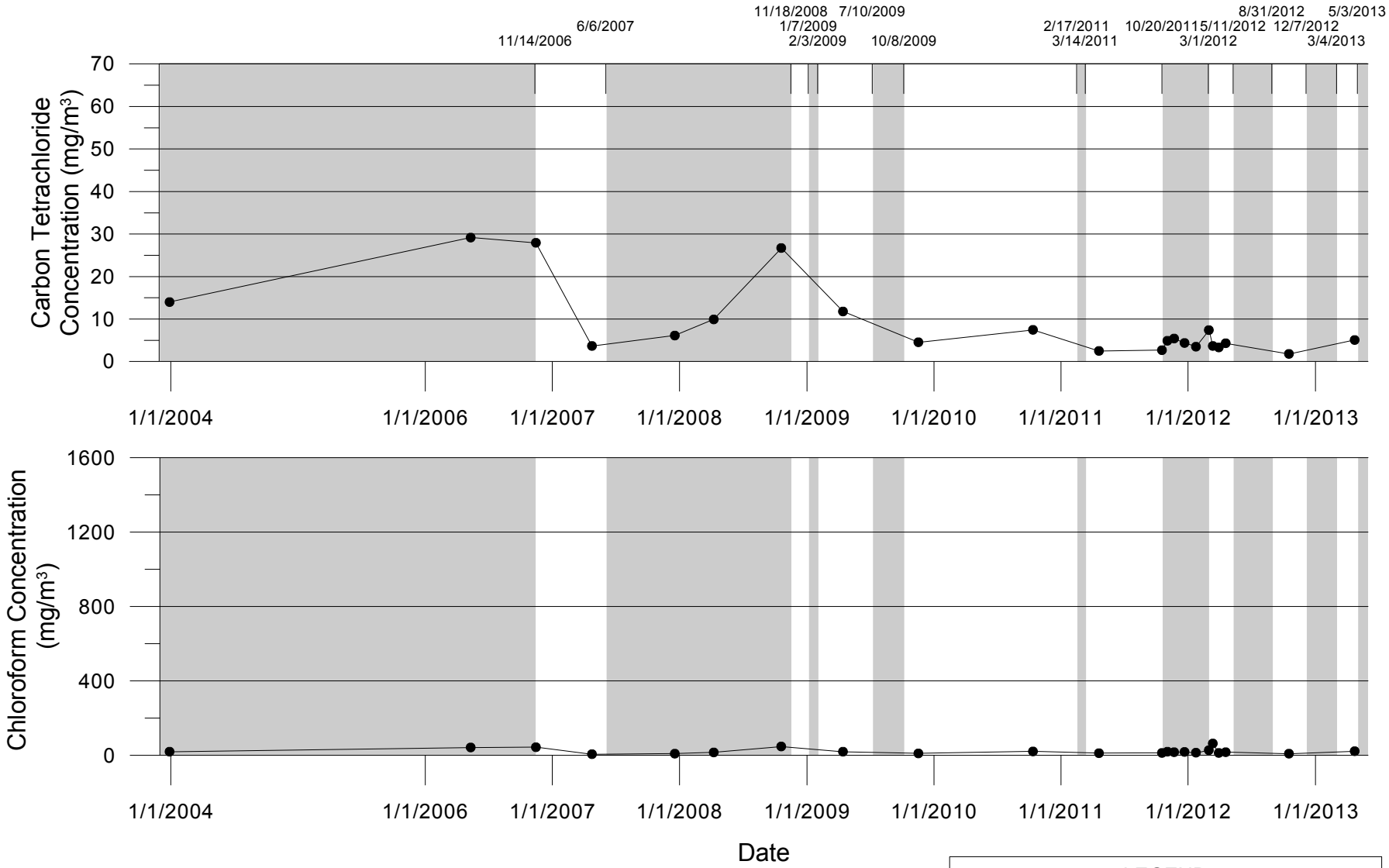

LEGEND

- ● Consituent value is above the reporting limit.
- Soil vapor extraction system was nonoperational.

Note:
1.) For field duplicates collected on April 20, 2011, concentrations from the original and duplicate sample were compared and the higher value is plotted.

Abbreviations:
mg = milligrams
m = meter

P:\A00439 - PTRL Rebound Study\4000 Data Analysis\Grapher\Concentration Trends.grf

amec	SGD-DP CARBON TETRACHLORIDE AND CHLOROFORM CONCENTRATION TRENDS Page-Trowbridge Ranch Landfill Pinal County, Arizona	Prepared By: ERO	Project No. 1420112039
		7/2/13	Figure No. 3q

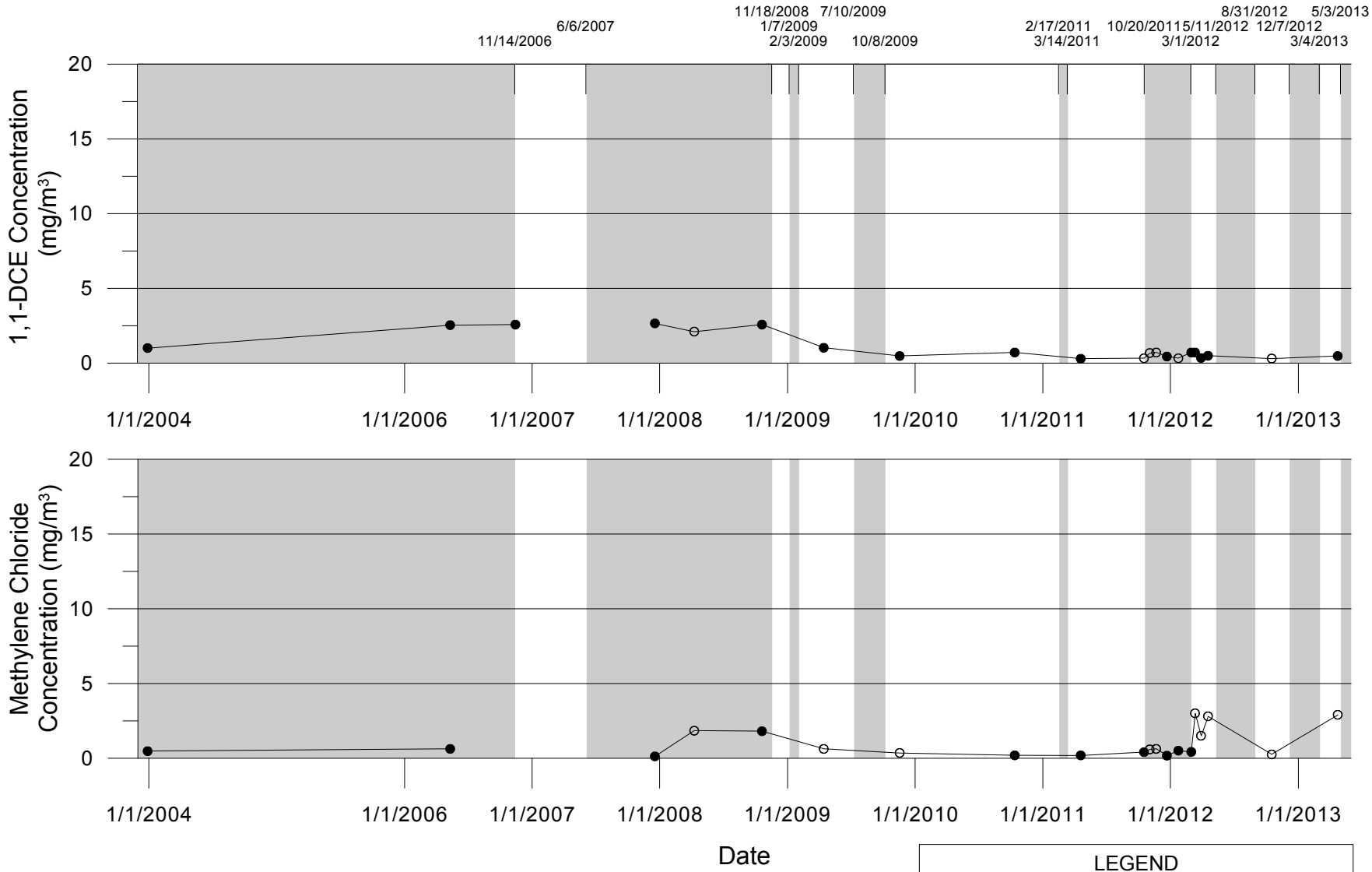

LEGEND

- ● Constituent value is above the reporting limit.
- ○ Non-detect is plotted as the reporting limit.
- Soil vapor extraction system was nonoperational.

Note:
1.) For field duplicates collected on April 20, 2011, concentrations from the original and duplicate sample were compared and the higher value is plotted.

Abbreviations:
1,1-DCE = 1,1 Dichloroethene
mg = milligrams
m = meter

amec

SGD-DP 1,1-DCE AND METHYLENE CHLORIDE CONCENTRATION TRENDS
Page-Trowbridge Ranch Landfill
Pinal County, Arizona

Prepared By: ERO	Project No. 1420112039
7/2/13	Figure No. 3r

P:\A00439 - PTRL Rebound Study\4000 Data Analysis\Grapher\Concentration Trends.grf

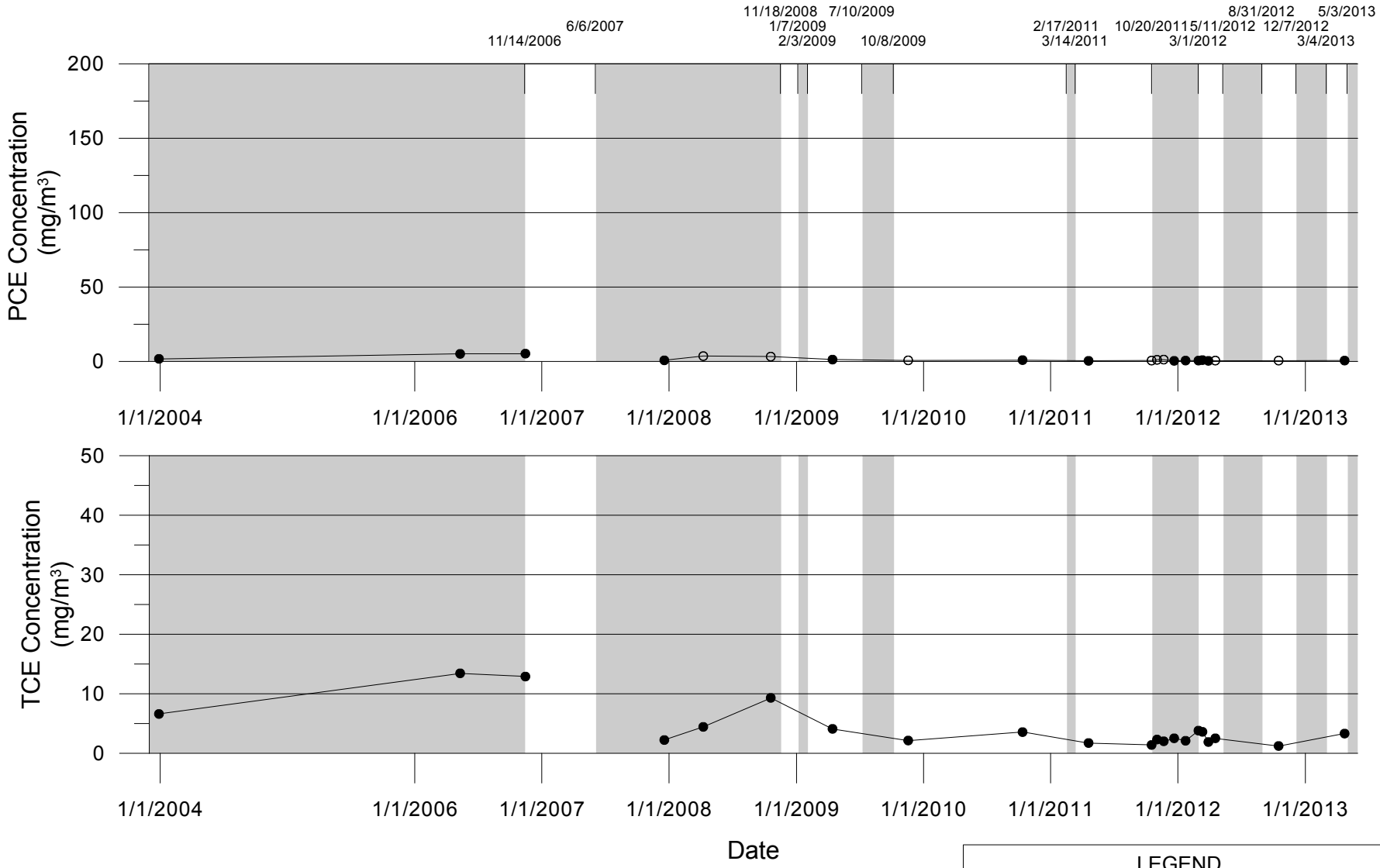

Note:
1.) For field duplicates collected on April 20, 2011, concentrations from the original and duplicate sample were compared and the higher value is plotted.
2.) A discontinuous line occurs where the constituent concentration was nondetect and the reporting limit was not provided.

Abbreviations:
PCE = Tetrachloroethene
TCE = Trichloroethene
mg = milligrams
m = meter

LEGEND
- ● Constituent value is above the reporting limit.
- ○ Non-detect is plotted as the reporting limit.
- Soil vapor extraction system was nonoperational.

amec

SGD-DP PCE AND TCE CONCENTRATION TRENDS
Page-Trowbridge Ranch Landfill
Pinal County, Arizona

Prepared By: ERO	Project No. 1420112039
7/2/13	Figure No. 3s

P:\A00439 - PTRL Rebound Study\4000 Data Analysis\Grapher\Concentration Trends.grf

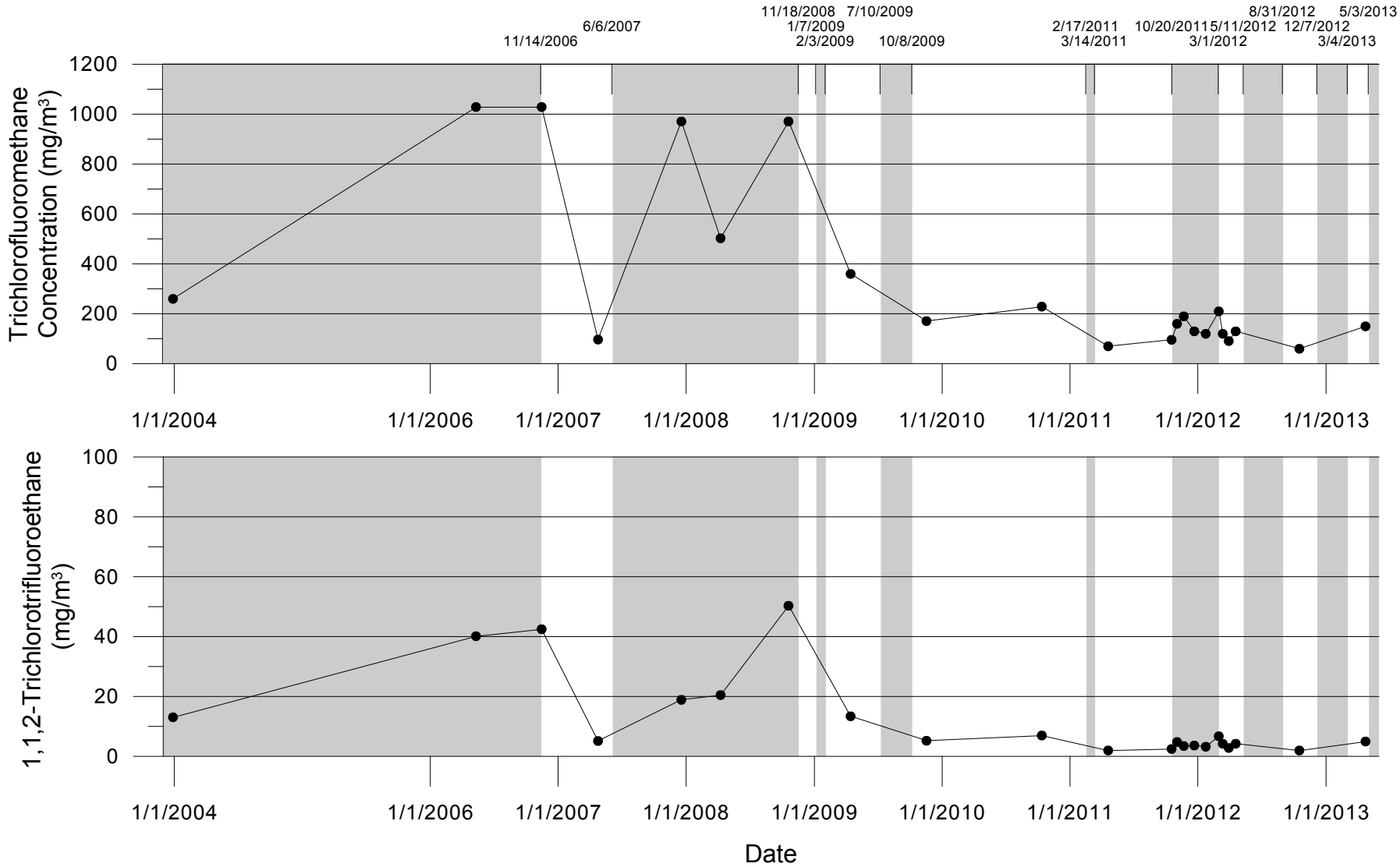

Note:
1.) For field duplicates collected on April 20, 2011, concentrations from the original and duplicate sample were compared and the higher value is plotted.

Abbreviations:
mg = milligrams
m = meter

LEGEND
● Constituent value is above the reporting limit.
Soil vapor extraction system was nonoperational.

amec

SGD-DP TRICHLOROFLUOROMETHANE AND
1,1,2-TRICHLOROTRIFLUOROETHANE CONCENTRATION TRENDS
Page-Trowbridge Ranch Landfill
Pinal County, Arizona

Prepared By: ERO	Project No. 1420112039
7/2/13	Figure No. 3t

P:\A00439 - PTRL Rebound Study\4000 Data Analysis\Grapher\Concentration Trends.grf

ATTACHMENTS

(Provided on CD)

Attachment 1 – Laboratory Reports for November 2012 SVE Process Samples (CD only)

ORGANIC DATA ASSESSMENT SUMMARY

Project Information			
Project Name:	PTRL	Lab Name:	Air Toxics
Project Number:	1420112030	Lab Report Number:	12K0261
Reviewer's Signature:	Crystal Neirby	Number of Samples:	3 primary
Review Date:	12/12/12	Matrix:	Air

Assessment Summary

Using the codes O, M, Z, and X described below, complete the table for a single quality control batch or sample delivery group. Identify comments by means of a footnote, e.g. M(2), describe in the space provided.

Method Name:	VOCs			
Method Number:	TO-15			
1. Preservation/hold times	O			
2. Blanks	O			
3. Surrogates	O			
4. Matrix spike/dup	NA			
5. Lab QC samples	O			
6. Overall assessment	O			

Assessment Codes:

O = No quality controls (QC) problems were identified for these criteria.

M = The results are qualified due to QC problems. The quantitative results will be qualified with a QC flag indicating that the results are estimated due to error greater than specified in the method.

Z = The results are unacceptable due to gross QC problems. The results will be qualified as rejected (R).

X = QC problems were identified, but they do not affect the results, or the reviewer is not certain of the effect on the results; or supporting documentation or data is not present in the laboratory data package.

NA = Not applicable

November 21, 2012

Jeff Christensen
University of Arizona- Risk Management Services
PO Box 210300, RM A414
Tucson, AZ 85721

TEL (520) 621-5861
FAX (520) 621-3706

Work Order No.: 12K0261

RE: Page Ranch - Air

Dear Jeff Christensen,

Turner Laboratories, Inc. received 3 sample(s) on 11/06/2012 for the analyses presented in the following report.

All results are intended to be considered in their entirety, and Turner Laboratories, Inc. is not responsible for use of less than the complete report. Results apply only to the samples analyzed. Samples will be disposed of 30 days after issue of our report unless special arrangements are made.

The pages that follow may contain sensitive, privileged or confidential information intended solely for the addressee named above. If you receive this message and are not the agent or employee of the addressee, this communication has been sent in error. Please do not disseminate or copy any of the attached and notify the sender immediately by telephone. Please also return the attached sheet(s) to the sender by mail.

Please call if you have any questions.

Respectfully submitted,

Turner Laboratories, Inc.
ADHS License AZ0066

Terri L. Garcia

Terri Garcia
Technical Director

Turner Laboratories, Inc.

Date: 11/21/2012

Client: University of Arizona- Risk Management Servic
Project: Page Ranch - Air
Work Order: 12K0261
Date Received: 11/06/2012

Work Order Sample Summary

Lab Sample ID	Client Sample ID	Matrix	Collection Date/Time
12K0261-01	Exhaust 34132/2491	Air and Emissions	11/06/2012 1123
12K0261-02	In Between 37399/3537	Air and Emissions	11/06/2012 1133
12K0261-03	Inlet 35596/5714	Air and Emissions	11/06/2012 1142

Client: University of Arizona- Risk Management Services
Project: Page Ranch - Air
Work Order: 12K0261
Date Received: 11/06/2012

Case Narrative

The TO-15 analyses were performed by Air Toxics, LTD. in Folsom, CA.

12K0261

Air Toxics LTD.

CHAIN-OF-CUSTODY RECORD

Sample Transportation Notice
Relinquishing signature on this document indicates that sample is being shipped in compliance with all applicable local, State, Federal, national, and international laws, regulations and ordinances of any kind. Air Toxics Limited assumes no liability with respect to the collection, handling or shipping of these samples. Relinquishing signature also indicates agreement to hold harmless, defend, and indemnify Air Toxics Limited against any claim, demand, or action, of any kind, related to the collection, handling, or shipping of samples. D.O.T. Hotline (800) 467-4922

180 BLUE RAVINE ROAD, SUITE B
FOLSOM, CA 95630-4719
(916) 985-1000 FAX (916) 985-1020

Project Manager: LLOYD M. WYNDROCK
Collected by: (Print and Sign) L M Wyndrock
Company: UofA Email:
Address: City: TUCSON State: AZ Zip:
Phone: Fax:

Project Info:
P.O. #:
Project #: PTRL
Project Name: CARBON VAPOR

Turn Around Time:
☒ Normal
☐ Rush
specify

Lab Use Only
Pressurized by:
Date:
Pressurization Gas: N_2 He

Lab I.D.	Field Sample I.D. (Location)	Can #	Date of Collection	Time of Collection	Analyses Requested	Canister Pressure/Vacuum Initial	Final	Receipt	Final (psi)
	EXHAUST 34132	2491	11/06	11:23		-26" Hg	-4" Hg		
	IN-BETWEEN 37399	3537		~~11:28~~ LMW	11:33	-28" Hg	-4" Hg		
	INLET 35596	5714		~~11:35~~ LMW	11:42	-26" Hg	-4" Hg		

Relinquished by: (signature)	Date/Time	Received by: (signature)	Date/Time
L M Wyndrock	11-06-2012/1420hrs	[signature]	11-6-12 1420
Relinquished by: (signature)	Date/Time	Received by: (signature)	Date/Time
Relinquished by: (signature)	Date/Time	Received by: (signature)	Date/Time

Notes:
26.3°C no ice
4 canisters
1 gauge
4 flow gauges

Lab Use Only	Shipper Name	Air Bill #	Temp (°C)	Condition	Custody Seals Intact?	Work Order #
					Yes No None	

Form 1293 rev.11

eurofins | Air Toxics

11/20/2012
Ms. Nancy Turner
Turner Laboratories, Inc.
2445 North Coyote Drive
Suite 104
Tucson AZ 85745

Project Name:
Project #: 12K0261
Workorder #: 1211138

Dear Ms. Nancy Turner

The following report includes the data for the above referenced project for sample(s) received on 11/7/2012 at Air Toxics Ltd.

The data and associated QC analyzed by Modified TO-15 are compliant with the project requirements or laboratory criteria with the exception of the deviations noted in the attached case narrative.

Thank you for choosing Air Toxics Ltd. for your air analysis needs. Air Toxics Ltd. is committed to providing accurate data of the highest quality. Please feel free to contact the Project Manager: Kyle Vagadori at 916-985-1000 if you have any questions regarding the data in this report.

Regards,

Kyle Vagadori

Project Manager

eurofins | Air Toxics

WORK ORDER #: 1211138

Work Order Summary

CLIENT:	Ms. Nancy Turner Turner Laboratories, Inc. 2445 North Coyote Drive Suite 104 Tucson, AZ 85745	**BILL TO:**	Ms. Nancy Turner Turner Laboratories, Inc. 2445 North Coyote Drive Suite 104 Tucson, AZ 85745
PHONE:	520-882-5880	**P.O. #**	
FAX:	520-882-9788	**PROJECT #**	12K0261
DATE RECEIVED:	11/07/2012	**CONTACT:**	Kyle Vagadori
DATE COMPLETED:	11/20/2012		

FRACTION #	NAME	TEST	RECEIPT VAC./PRES.	FINAL PRESSURE
01A	12K0261-01	Modified TO-15	7.0 "Hg	15 psi
02A	12K0261-02	Modified TO-15	8.0 "Hg	15 psi
03A	12K0261-03	Modified TO-15	7.0 "Hg	15 psi
04A	Lab Blank	Modified TO-15	NA	NA
05A	CCV	Modified TO-15	NA	NA
06A	LCS	Modified TO-15	NA	NA
06AA	LCSD	Modified TO-15	NA	NA

CERTIFIED BY: Heidi Mayo

Technical Director

DATE: 11/20/12

Certfication numbers: AZ Licensure AZ0775, CA NELAP - 12282CA, NY NELAP - 11291,
TX NELAP - T104704434-12-5, UT NELAP CA009332012-3, WA NELAP - C935
Name of Accrediting Agency: NELAP/ORELAP (Oregon Environmental Laboratory Accreditation Program)
Accreditation number: CA300005, Effective date: 10/18/2011, Expiration date: 10/17/2012.
Eurofins Air Toxics Ltd. certifies that the test results contained in this report meet all requirements of the NELAC standards

This report shall not be reproduced, except in full, without the written approval of Eurofins Air Toxics, Inc.

180 BLUE RAVINE ROAD, SUITE B FOLSOM, CA - 9563
(916) 985-1000 . (800) 985-5955 . FAX (916) 985-1020

LABORATORY NARRATIVE
EPA Method TO-15
Turner Laboratories, Inc.
Workorder# 1211138

Three 1 Liter Summa Canister samples were received on November 07, 2012. The laboratory performed analysis via EPA Method TO-15 using GC/MS in the full scan mode.

This workorder was independently validated prior to submittal using 'USEPA National Functional Guidelines' as generally applied to the analysis of volatile organic compounds in air. A rules-based, logic driven, independent validation engine was employed to assess completeness, evaluate pass/fail of relevant project quality control requirements and verification of all quantified amounts.

Receiving Notes

There were no receiving discrepancies.

Analytical Notes

Dilution was performed on all of the samples due to the presence of high level target species.

Definition of Data Qualifying Flags

Eight qualifiers may have been used on the data analysis sheets and indicates as follows:

B - Compound present in laboratory blank greater than reporting limit (background subtraction not performed).
J - Estimated value.
E - Exceeds instrument calibration range.
S - Saturated peak.
Q - Exceeds quality control limits.
U - Compound analyzed for but not detected above the reporting limit.
UJ- Non-detected compound associated with low bias in the CCV and/or LCS.
N - The identification is based on presumptive evidence.

File extensions may have been used on the data analysis sheets and indicates as follows:
a-File was requantified
b-File was quantified by a second column and detector
r1-File was requantified for the purpose of reissue

eurofins | Air Toxics

Summary of Detected Compounds
EPA METHOD TO-15 GC/MS FULL SCAN

Client Sample ID: 12K0261-01

Lab ID#: 1211138-01A

Compound	Rpt. Limit (ppbv)	Amount (ppbv)	Rpt. Limit (ug/m3)	Amount (ug/m3)
Freon 12	160	430	820	2100
Freon 11	160	46000	930	260000
Chloroform	160	15000	800	72000

Client Sample ID: 12K0261-02

Lab ID#: 1211138-02A

Compound	Rpt. Limit (ppbv)	Amount (ppbv)	Rpt. Limit (ug/m3)	Amount (ug/m3)
Freon 12	690	910	3400	4500
Freon 11	690	23000	3900	130000
Freon 113	690	3200	5300	25000
Chloroform	690	170000	3400	820000

Client Sample ID: 12K0261-03

Lab ID#: 1211138-03A

Compound	Rpt. Limit (ppbv)	Amount (ppbv)	Rpt. Limit (ug/m3)	Amount (ug/m3)
Freon 12	260	610	1300	3000
Freon 11	260	20000	1500	110000
Freon 113	260	1100	2000	8400
Chloroform	260	65000	1300	320000
Carbon Tetrachloride	260	1600	1700	10000
1,2-Dichloroethane	260	1400	1100	5500
Trichloroethene	260	1700	1400	9000
Tetrachloroethene	260	650	1800	4400

eurofins | Air Toxics

Client Sample ID: 12K0261-01

Lab ID#: 1211138-01A

EPA METHOD TO-15 GC/MS FULL SCAN

File Name:	**3110815**	**Date of Collection:**	**11/6/12 11:23:00 AM**
Dil. Factor:	**330**	**Date of Analysis:**	**11/8/12 05:34 PM**

Compound	Rpt. Limit (ppbv)	Amount (ppbv)	Rpt. Limit (ug/m3)	Amount (ug/m3)
Freon 12	160	430	820	2100
Freon 114	160	Not Detected	1200	Not Detected
Chloromethane	1600	Not Detected	3400	Not Detected
Vinyl Chloride	160	Not Detected	420	Not Detected
1,3-Butadiene	160	Not Detected	360	Not Detected
Bromomethane	1600	Not Detected	6400	Not Detected
Chloroethane	660	Not Detected	1700	Not Detected
Freon 11	160	46000	930	260000
Ethanol	660	Not Detected	1200	Not Detected
Freon 113	160	Not Detected	1300	Not Detected
1,1-Dichloroethene	160	Not Detected	650	Not Detected
Acetone	1600	Not Detected	3900	Not Detected
2-Propanol	660	Not Detected	1600	Not Detected
Carbon Disulfide	660	Not Detected	2000	Not Detected
3-Chloropropene	660	Not Detected	2100	Not Detected
Methylene Chloride	1600	Not Detected	5700	Not Detected
Methyl tert-butyl ether	160	Not Detected	590	Not Detected
trans-1,2-Dichloroethene	160	Not Detected	650	Not Detected
Hexane	160	Not Detected	580	Not Detected
1,1-Dichloroethane	160	Not Detected	670	Not Detected
2-Butanone (Methyl Ethyl Ketone)	660	Not Detected	1900	Not Detected
cis-1,2-Dichloroethene	160	Not Detected	650	Not Detected
Tetrahydrofuran	160	Not Detected	490	Not Detected
Chloroform	160	15000	800	72000
1,1,1-Trichloroethane	160	Not Detected	900	Not Detected
Cyclohexane	160	Not Detected	570	Not Detected
Carbon Tetrachloride	160	Not Detected	1000	Not Detected
2,2,4-Trimethylpentane	160	Not Detected	770	Not Detected
Benzene	160	Not Detected	530	Not Detected
1,2-Dichloroethane	160	Not Detected	670	Not Detected
Heptane	160	Not Detected	680	Not Detected
Trichloroethene	160	Not Detected	890	Not Detected
1,2-Dichloropropane	160	Not Detected	760	Not Detected
1,4-Dioxane	660	Not Detected	2400	Not Detected
Bromodichloromethane	160	Not Detected	1100	Not Detected
cis-1,3-Dichloropropene	160	Not Detected	750	Not Detected
4-Methyl-2-pentanone	160	Not Detected	680	Not Detected
Toluene	160	Not Detected	620	Not Detected
trans-1,3-Dichloropropene	160	Not Detected	750	Not Detected
1,1,2-Trichloroethane	160	Not Detected	900	Not Detected
Tetrachloroethene	160	Not Detected	1100	Not Detected
2-Hexanone	660	Not Detected	2700	Not Detected

eurofins | Air Toxics

Client Sample ID: 12K0261-01

Lab ID#: 1211138-01A

EPA METHOD TO-15 GC/MS FULL SCAN

File Name:	**3110815**	**Date of Collection:**	**11/6/12 11:23:00 AM**
Dil. Factor:	**330**	**Date of Analysis:**	**11/8/12 05:34 PM**

Compound	Rpt. Limit (ppbv)	Amount (ppbv)	Rpt. Limit (ug/m3)	Amount (ug/m3)
Dibromochloromethane	160	Not Detected	1400	Not Detected
1,2-Dibromoethane (EDB)	160	Not Detected	1300	Not Detected
Chlorobenzene	160	Not Detected	760	Not Detected
Ethyl Benzene	160	Not Detected	720	Not Detected
m,p-Xylene	160	Not Detected	720	Not Detected
o-Xylene	160	Not Detected	720	Not Detected
Styrene	160	Not Detected	700	Not Detected
Bromoform	160	Not Detected	1700	Not Detected
Cumene	160	Not Detected	810	Not Detected
1,1,2,2-Tetrachloroethane	160	Not Detected	1100	Not Detected
Propylbenzene	160	Not Detected	810	Not Detected
4-Ethyltoluene	160	Not Detected	810	Not Detected
1,3,5-Trimethylbenzene	160	Not Detected	810	Not Detected
1,2,4-Trimethylbenzene	160	Not Detected	810	Not Detected
1,3-Dichlorobenzene	160	Not Detected	990	Not Detected
1,4-Dichlorobenzene	160	Not Detected	990	Not Detected
alpha-Chlorotoluene	160	Not Detected	850	Not Detected
1,2-Dichlorobenzene	160	Not Detected	990	Not Detected
1,2,4-Trichlorobenzene	660	Not Detected	4900	Not Detected
Hexachlorobutadiene	660	Not Detected	7000	Not Detected

Container Type: 1 Liter Summa Canister

Surrogates	%Recovery	Method Limits
Toluene-d8	103	70-130
1,2-Dichloroethane-d4	112	70-130
4-Bromofluorobenzene	106	70-130

eurofins | Air Toxics

Client Sample ID: 12K0261-02

Lab ID#: 1211138-02A

EPA METHOD TO-15 GC/MS FULL SCAN

File Name:	**3110818**	**Date of Collection:**	**11/6/12 11:33:00 AM**
Dil. Factor:	**1380**	**Date of Analysis:**	**11/8/12 07:14 PM**

Compound	Rpt. Limit (ppbv)	Amount (ppbv)	Rpt. Limit (ug/m3)	Amount (ug/m3)
Freon 12	690	910	3400	4500
Freon 114	690	Not Detected	4800	Not Detected
Chloromethane	6900	Not Detected	14000	Not Detected
Vinyl Chloride	690	Not Detected	1800	Not Detected
1,3-Butadiene	690	Not Detected	1500	Not Detected
Bromomethane	6900	Not Detected	27000	Not Detected
Chloroethane	2800	Not Detected	7300	Not Detected
Freon 11	690	23000	3900	130000
Ethanol	2800	Not Detected	5200	Not Detected
Freon 113	690	3200	5300	25000
1,1-Dichloroethene	690	Not Detected	2700	Not Detected
Acetone	6900	Not Detected	16000	Not Detected
2-Propanol	2800	Not Detected	6800	Not Detected
Carbon Disulfide	2800	Not Detected	8600	Not Detected
3-Chloropropene	2800	Not Detected	8600	Not Detected
Methylene Chloride	6900	Not Detected	24000	Not Detected
Methyl tert-butyl ether	690	Not Detected	2500	Not Detected
trans-1,2-Dichloroethene	690	Not Detected	2700	Not Detected
Hexane	690	Not Detected	2400	Not Detected
1,1-Dichloroethane	690	Not Detected	2800	Not Detected
2-Butanone (Methyl Ethyl Ketone)	2800	Not Detected	8100	Not Detected
cis-1,2-Dichloroethene	690	Not Detected	2700	Not Detected
Tetrahydrofuran	690	Not Detected	2000	Not Detected
Chloroform	690	170000	3400	820000
1,1,1-Trichloroethane	690	Not Detected	3800	Not Detected
Cyclohexane	690	Not Detected	2400	Not Detected
Carbon Tetrachloride	690	Not Detected	4300	Not Detected
2,2,4-Trimethylpentane	690	Not Detected	3200	Not Detected
Benzene	690	Not Detected	2200	Not Detected
1,2-Dichloroethane	690	Not Detected	2800	Not Detected
Heptane	690	Not Detected	2800	Not Detected
Trichloroethene	690	Not Detected	3700	Not Detected
1,2-Dichloropropane	690	Not Detected	3200	Not Detected
1,4-Dioxane	2800	Not Detected	9900	Not Detected
Bromodichloromethane	690	Not Detected	4600	Not Detected
cis-1,3-Dichloropropene	690	Not Detected	3100	Not Detected
4-Methyl-2-pentanone	690	Not Detected	2800	Not Detected
Toluene	690	Not Detected	2600	Not Detected
trans-1,3-Dichloropropene	690	Not Detected	3100	Not Detected
1,1,2-Trichloroethane	690	Not Detected	3800	Not Detected
Tetrachloroethene	690	Not Detected	4700	Not Detected
2-Hexanone	2800	Not Detected	11000	Not Detected

eurofins | Air Toxics

Client Sample ID: 12K0261-02

Lab ID#: 1211138-02A

EPA METHOD TO-15 GC/MS FULL SCAN

File Name:	**3110818**	**Date of Collection:**	**11/6/12 11:33:00 AM**
Dil. Factor:	**1380**	**Date of Analysis:**	**11/8/12 07:14 PM**

Compound	Rpt. Limit (ppbv)	Amount (ppbv)	Rpt. Limit (ug/m3)	Amount (ug/m3)
Dibromochloromethane	690	Not Detected	5900	Not Detected
1,2-Dibromoethane (EDB)	690	Not Detected	5300	Not Detected
Chlorobenzene	690	Not Detected	3200	Not Detected
Ethyl Benzene	690	Not Detected	3000	Not Detected
m,p-Xylene	690	Not Detected	3000	Not Detected
o-Xylene	690	Not Detected	3000	Not Detected
Styrene	690	Not Detected	2900	Not Detected
Bromoform	690	Not Detected	7100	Not Detected
Cumene	690	Not Detected	3400	Not Detected
1,1,2,2-Tetrachloroethane	690	Not Detected	4700	Not Detected
Propylbenzene	690	Not Detected	3400	Not Detected
4-Ethyltoluene	690	Not Detected	3400	Not Detected
1,3,5-Trimethylbenzene	690	Not Detected	3400	Not Detected
1,2,4-Trimethylbenzene	690	Not Detected	3400	Not Detected
1,3-Dichlorobenzene	690	Not Detected	4100	Not Detected
1,4-Dichlorobenzene	690	Not Detected	4100	Not Detected
alpha-Chlorotoluene	690	Not Detected	3600	Not Detected
1,2-Dichlorobenzene	690	Not Detected	4100	Not Detected
1,2,4-Trichlorobenzene	2800	Not Detected	20000	Not Detected
Hexachlorobutadiene	2800	Not Detected	29000	Not Detected

Container Type: 1 Liter Summa Canister

Surrogates	%Recovery	Method Limits
Toluene-d8	104	70-130
1,2-Dichloroethane-d4	111	70-130
4-Bromofluorobenzene	111	70-130

eurofins | Air Toxics

Client Sample ID: 12K0261-03

Lab ID#: 1211138-03A

EPA METHOD TO-15 GC/MS FULL SCAN

File Name:	**3110816**	**Date of Collection:**	**11/6/12 11:42:00 AM**
Dil. Factor:	**528**	**Date of Analysis:**	**11/8/12 06:09 PM**

Compound	Rpt. Limit (ppbv)	Amount (ppbv)	Rpt. Limit (ug/m3)	Amount (ug/m3)
Freon 12	260	610	1300	3000
Freon 114	260	Not Detected	1800	Not Detected
Chloromethane	2600	Not Detected	5400	Not Detected
Vinyl Chloride	260	Not Detected	670	Not Detected
1,3-Butadiene	260	Not Detected	580	Not Detected
Bromomethane	2600	Not Detected	10000	Not Detected
Chloroethane	1000	Not Detected	2800	Not Detected
Freon 11	260	20000	1500	110000
Ethanol	1000	Not Detected	2000	Not Detected
Freon 113	260	1100	2000	8400
1,1-Dichloroethene	260	Not Detected	1000	Not Detected
Acetone	2600	Not Detected	6300	Not Detected
2-Propanol	1000	Not Detected	2600	Not Detected
Carbon Disulfide	1000	Not Detected	3300	Not Detected
3-Chloropropene	1000	Not Detected	3300	Not Detected
Methylene Chloride	2600	Not Detected	9200	Not Detected
Methyl tert-butyl ether	260	Not Detected	950	Not Detected
trans-1,2-Dichloroethene	260	Not Detected	1000	Not Detected
Hexane	260	Not Detected	930	Not Detected
1,1-Dichloroethane	260	Not Detected	1100	Not Detected
2-Butanone (Methyl Ethyl Ketone)	1000	Not Detected	3100	Not Detected
cis-1,2-Dichloroethene	260	Not Detected	1000	Not Detected
Tetrahydrofuran	260	Not Detected	780	Not Detected
Chloroform	260	65000	1300	320000
1,1,1-Trichloroethane	260	Not Detected	1400	Not Detected
Cyclohexane	260	Not Detected	910	Not Detected
Carbon Tetrachloride	260	1600	1700	10000
2,2,4-Trimethylpentane	260	Not Detected	1200	Not Detected
Benzene	260	Not Detected	840	Not Detected
1,2-Dichloroethane	260	1400	1100	5500
Heptane	260	Not Detected	1100	Not Detected
Trichloroethene	260	1700	1400	9000
1,2-Dichloropropane	260	Not Detected	1200	Not Detected
1,4-Dioxane	1000	Not Detected	3800	Not Detected
Bromodichloromethane	260	Not Detected	1800	Not Detected
cis-1,3-Dichloropropene	260	Not Detected	1200	Not Detected
4-Methyl-2-pentanone	260	Not Detected	1100	Not Detected
Toluene	260	Not Detected	990	Not Detected
trans-1,3-Dichloropropene	260	Not Detected	1200	Not Detected
1,1,2-Trichloroethane	260	Not Detected	1400	Not Detected
Tetrachloroethene	260	650	1800	4400
2-Hexanone	1000	Not Detected	4300	Not Detected

eurofins | Air Toxics

Client Sample ID: 12K0261-03

Lab ID#: 1211138-03A

EPA METHOD TO-15 GC/MS FULL SCAN

File Name:	**3110816**	**Date of Collection:**	**11/6/12 11:42:00 AM**
Dil. Factor:	**528**	**Date of Analysis:**	**11/8/12 06:09 PM**

Compound	Rpt. Limit (ppbv)	Amount (ppbv)	Rpt. Limit (ug/m3)	Amount (ug/m3)
Dibromochloromethane	260	Not Detected	2200	Not Detected
1,2-Dibromoethane (EDB)	260	Not Detected	2000	Not Detected
Chlorobenzene	260	Not Detected	1200	Not Detected
Ethyl Benzene	260	Not Detected	1100	Not Detected
m,p-Xylene	260	Not Detected	1100	Not Detected
o-Xylene	260	Not Detected	1100	Not Detected
Styrene	260	Not Detected	1100	Not Detected
Bromoform	260	Not Detected	2700	Not Detected
Cumene	260	Not Detected	1300	Not Detected
1,1,2,2-Tetrachloroethane	260	Not Detected	1800	Not Detected
Propylbenzene	260	Not Detected	1300	Not Detected
4-Ethyltoluene	260	Not Detected	1300	Not Detected
1,3,5-Trimethylbenzene	260	Not Detected	1300	Not Detected
1,2,4-Trimethylbenzene	260	Not Detected	1300	Not Detected
1,3-Dichlorobenzene	260	Not Detected	1600	Not Detected
1,4-Dichlorobenzene	260	Not Detected	1600	Not Detected
alpha-Chlorotoluene	260	Not Detected	1400	Not Detected
1,2-Dichlorobenzene	260	Not Detected	1600	Not Detected
1,2,4-Trichlorobenzene	1000	Not Detected	7800	Not Detected
Hexachlorobutadiene	1000	Not Detected	11000	Not Detected

Container Type: 1 Liter Summa Canister

Surrogates	%Recovery	Method Limits
Toluene-d8	102	70-130
1,2-Dichloroethane-d4	108	70-130
4-Bromofluorobenzene	109	70-130

eurofins | Air Toxics

Client Sample ID: Lab Blank

Lab ID#: 1211138-04A

EPA METHOD TO-15 GC/MS FULL SCAN

File Name:	**3110806**	**Date of Collection: NA**	
Dil. Factor:	**1.00**	**Date of Analysis: 11/8/12 11:46 AM**	

Compound	Rpt. Limit (ppbv)	Amount (ppbv)	Rpt. Limit (ug/m3)	Amount (ug/m3)
Freon 12	0.50	Not Detected	2.5	Not Detected
Freon 114	0.50	Not Detected	3.5	Not Detected
Chloromethane	5.0	Not Detected	10	Not Detected
Vinyl Chloride	0.50	Not Detected	1.3	Not Detected
1,3-Butadiene	0.50	Not Detected	1.1	Not Detected
Bromomethane	5.0	Not Detected	19	Not Detected
Chloroethane	2.0	Not Detected	5.3	Not Detected
Freon 11	0.50	Not Detected	2.8	Not Detected
Ethanol	2.0	Not Detected	3.8	Not Detected
Freon 113	0.50	Not Detected	3.8	Not Detected
1,1-Dichloroethene	0.50	Not Detected	2.0	Not Detected
Acetone	5.0	Not Detected	12	Not Detected
2-Propanol	2.0	Not Detected	4.9	Not Detected
Carbon Disulfide	2.0	Not Detected	6.2	Not Detected
3-Chloropropene	2.0	Not Detected	6.3	Not Detected
Methylene Chloride	5.0	Not Detected	17	Not Detected
Methyl tert-butyl ether	0.50	Not Detected	1.8	Not Detected
trans-1,2-Dichloroethene	0.50	Not Detected	2.0	Not Detected
Hexane	0.50	Not Detected	1.8	Not Detected
1,1-Dichloroethane	0.50	Not Detected	2.0	Not Detected
2-Butanone (Methyl Ethyl Ketone)	2.0	Not Detected	5.9	Not Detected
cis-1,2-Dichloroethene	0.50	Not Detected	2.0	Not Detected
Tetrahydrofuran	0.50	Not Detected	1.5	Not Detected
Chloroform	0.50	Not Detected	2.4	Not Detected
1,1,1-Trichloroethane	0.50	Not Detected	2.7	Not Detected
Cyclohexane	0.50	Not Detected	1.7	Not Detected
Carbon Tetrachloride	0.50	Not Detected	3.1	Not Detected
2,2,4-Trimethylpentane	0.50	Not Detected	2.3	Not Detected
Benzene	0.50	Not Detected	1.6	Not Detected
1,2-Dichloroethane	0.50	Not Detected	2.0	Not Detected
Heptane	0.50	Not Detected	2.0	Not Detected
Trichloroethene	0.50	Not Detected	2.7	Not Detected
1,2-Dichloropropane	0.50	Not Detected	2.3	Not Detected
1,4-Dioxane	2.0	Not Detected	7.2	Not Detected
Bromodichloromethane	0.50	Not Detected	3.4	Not Detected
cis-1,3-Dichloropropene	0.50	Not Detected	2.3	Not Detected
4-Methyl-2-pentanone	0.50	Not Detected	2.0	Not Detected
Toluene	0.50	Not Detected	1.9	Not Detected
trans-1,3-Dichloropropene	0.50	Not Detected	2.3	Not Detected
1,1,2-Trichloroethane	0.50	Not Detected	2.7	Not Detected
Tetrachloroethene	0.50	Not Detected	3.4	Not Detected
2-Hexanone	2.0	Not Detected	8.2	Not Detected

eurofins | Air Toxics

Client Sample ID: Lab Blank

Lab ID#: 1211138-04A

EPA METHOD TO-15 GC/MS FULL SCAN

File Name:	**3110806**	**Date of Collection: NA**	
Dil. Factor:	**1.00**	**Date of Analysis: 11/8/12 11:46 AM**	

Compound	Rpt. Limit (ppbv)	Amount (ppbv)	Rpt. Limit (ug/m3)	Amount (ug/m3)
Dibromochloromethane	0.50	Not Detected	4.2	Not Detected
1,2-Dibromoethane (EDB)	0.50	Not Detected	3.8	Not Detected
Chlorobenzene	0.50	Not Detected	2.3	Not Detected
Ethyl Benzene	0.50	Not Detected	2.2	Not Detected
m,p-Xylene	0.50	Not Detected	2.2	Not Detected
o-Xylene	0.50	Not Detected	2.2	Not Detected
Styrene	0.50	Not Detected	2.1	Not Detected
Bromoform	0.50	Not Detected	5.2	Not Detected
Cumene	0.50	Not Detected	2.4	Not Detected
1,1,2,2-Tetrachloroethane	0.50	Not Detected	3.4	Not Detected
Propylbenzene	0.50	Not Detected	2.4	Not Detected
4-Ethyltoluene	0.50	Not Detected	2.4	Not Detected
1,3,5-Trimethylbenzene	0.50	Not Detected	2.4	Not Detected
1,2,4-Trimethylbenzene	0.50	Not Detected	2.4	Not Detected
1,3-Dichlorobenzene	0.50	Not Detected	3.0	Not Detected
1,4-Dichlorobenzene	0.50	Not Detected	3.0	Not Detected
alpha-Chlorotoluene	0.50	Not Detected	2.6	Not Detected
1,2-Dichlorobenzene	0.50	Not Detected	3.0	Not Detected
1,2,4-Trichlorobenzene	2.0	Not Detected	15	Not Detected
Hexachlorobutadiene	2.0	Not Detected	21	Not Detected

Container Type: NA - Not Applicable

Surrogates	%Recovery	Method Limits
Toluene-d8	102	70-130
1,2-Dichloroethane-d4	106	70-130
4-Bromofluorobenzene	98	70-130

eurofins | Air Toxics

Client Sample ID: CCV

Lab ID#: 1211138-05A

EPA METHOD TO-15 GC/MS FULL SCAN

File Name:	**3110802**	**Date of Collection: NA**	
Dil. Factor:	**1.00**	**Date of Analysis: 11/8/12 09:48 AM**	

Compound	%Recovery
Freon 12	110
Freon 114	99
Chloromethane	99
Vinyl Chloride	95
1,3-Butadiene	94
Bromomethane	103
Chloroethane	93
Freon 11	112
Ethanol	88
Freon 113	100
1,1-Dichloroethene	94
Acetone	94
2-Propanol	99
Carbon Disulfide	94
3-Chloropropene	96
Methylene Chloride	100
Methyl tert-butyl ether	101
trans-1,2-Dichloroethene	97
Hexane	98
1,1-Dichloroethane	103
2-Butanone (Methyl Ethyl Ketone)	101
cis-1,2-Dichloroethene	100
Tetrahydrofuran	102
Chloroform	106
1,1,1-Trichloroethane	109
Cyclohexane	100
Carbon Tetrachloride	114
2,2,4-Trimethylpentane	100
Benzene	107
1,2-Dichloroethane	119
Heptane	108
Trichloroethene	109
1,2-Dichloropropane	108
1,4-Dioxane	102
Bromodichloromethane	114
cis-1,3-Dichloropropene	109
4-Methyl-2-pentanone	114
Toluene	109
trans-1,3-Dichloropropene	107
1,1,2-Trichloroethane	106
Tetrachloroethene	106
2-Hexanone	116

eurofins | Air Toxics

Client Sample ID: CCV

Lab ID#: 1211138-05A

EPA METHOD TO-15 GC/MS FULL SCAN

File Name:	**3110802**	**Date of Collection: NA**	
Dil. Factor:	**1.00**	**Date of Analysis: 11/8/12 09:48 AM**	

Compound	**%Recovery**
Dibromochloromethane	110
1,2-Dibromoethane (EDB)	105
Chlorobenzene	103
Ethyl Benzene	107
m,p-Xylene	106
o-Xylene	107
Styrene	109
Bromoform	108
Cumene	108
1,1,2,2-Tetrachloroethane	107
Propylbenzene	108
4-Ethyltoluene	110
1,3,5-Trimethylbenzene	102
1,2,4-Trimethylbenzene	104
1,3-Dichlorobenzene	106
1,4-Dichlorobenzene	108
alpha-Chlorotoluene	112
1,2-Dichlorobenzene	105
1,2,4-Trichlorobenzene	100
Hexachlorobutadiene	103

Container Type: NA - Not Applicable

Surrogates	**%Recovery**	**Method Limits**
Toluene-d8	107	70-130
1,2-Dichloroethane-d4	105	70-130
4-Bromofluorobenzene	104	70-130

eurofins | Air Toxics

Client Sample ID: LCS

Lab ID#: 1211138-06A

EPA METHOD TO-15 GC/MS FULL SCAN

File Name:	**3110803**	**Date of Collection: NA**	
Dil. Factor:	**1.00**	**Date of Analysis: 11/8/12 10:16 AM**	

Compound	%Recovery
Freon 12	114
Freon 114	104
Chloromethane	103
Vinyl Chloride	101
1,3-Butadiene	99
Bromomethane	107
Chloroethane	97
Freon 11	115
Ethanol	90
Freon 113	105
1,1-Dichloroethene	106
Acetone	95
2-Propanol	103
Carbon Disulfide	120
3-Chloropropene	111
Methylene Chloride	102
Methyl tert-butyl ether	106
trans-1,2-Dichloroethene	113
Hexane	100
1,1-Dichloroethane	107
2-Butanone (Methyl Ethyl Ketone)	105
cis-1,2-Dichloroethene	104
Tetrahydrofuran	102
Chloroform	111
1,1,1-Trichloroethane	112
Cyclohexane	105
Carbon Tetrachloride	117
2,2,4-Trimethylpentane	104
Benzene	110
1,2-Dichloroethane	121
Heptane	112
Trichloroethene	114
1,2-Dichloropropane	111
1,4-Dioxane	102
Bromodichloromethane	116
cis-1,3-Dichloropropene	113
4-Methyl-2-pentanone	113
Toluene	111
trans-1,3-Dichloropropene	111
1,1,2-Trichloroethane	109
Tetrachloroethene	109
2-Hexanone	115

eurofins | Air Toxics

Client Sample ID: LCS

Lab ID#: 1211138-06A

EPA METHOD TO-15 GC/MS FULL SCAN

File Name:	**3110803**	**Date of Collection: NA**	
Dil. Factor:	**1.00**	**Date of Analysis: 11/8/12 10:16 AM**	

Compound	**%Recovery**
Dibromochloromethane	112
1,2-Dibromoethane (EDB)	109
Chlorobenzene	108
Ethyl Benzene	111
m,p-Xylene	111
o-Xylene	112
Styrene	114
Bromoform	109
Cumene	114
1,1,2,2-Tetrachloroethane	113
Propylbenzene	112
4-Ethyltoluene	109
1,3,5-Trimethylbenzene	105
1,2,4-Trimethylbenzene	106
1,3-Dichlorobenzene	113
1,4-Dichlorobenzene	112
alpha-Chlorotoluene	116
1,2-Dichlorobenzene	110
1,2,4-Trichlorobenzene	108
Hexachlorobutadiene	109

Container Type: NA - Not Applicable

Surrogates	**%Recovery**	**Method Limits**
Toluene-d8	105	70-130
1,2-Dichloroethane-d4	110	70-130
4-Bromofluorobenzene	103	70-130

eurofins | Air Toxics

Client Sample ID: LCSD

Lab ID#: 1211138-06AA

EPA METHOD TO-15 GC/MS FULL SCAN

File Name:	**3110804**	**Date of Collection: NA**	
Dil. Factor:	**1.00**	**Date of Analysis: 11/8/12 10:44 AM**	

Compound	%Recovery
Freon 12	112
Freon 114	105
Chloromethane	102
Vinyl Chloride	101
1,3-Butadiene	99
Bromomethane	106
Chloroethane	98
Freon 11	113
Ethanol	91
Freon 113	105
1,1-Dichloroethene	108
Acetone	98
2-Propanol	102
Carbon Disulfide	120
3-Chloropropene	114
Methylene Chloride	103
Methyl tert-butyl ether	106
trans-1,2-Dichloroethene	114
Hexane	101
1,1-Dichloroethane	106
2-Butanone (Methyl Ethyl Ketone)	107
cis-1,2-Dichloroethene	106
Tetrahydrofuran	101
Chloroform	110
1,1,1-Trichloroethane	112
Cyclohexane	105
Carbon Tetrachloride	114
2,2,4-Trimethylpentane	103
Benzene	107
1,2-Dichloroethane	116
Heptane	109
Trichloroethene	110
1,2-Dichloropropane	108
1,4-Dioxane	101
Bromodichloromethane	112
cis-1,3-Dichloropropene	110
4-Methyl-2-pentanone	111
Toluene	108
trans-1,3-Dichloropropene	108
1,1,2-Trichloroethane	106
Tetrachloroethene	106
2-Hexanone	114

eurofins | Air Toxics

Client Sample ID: LCSD

Lab ID#: 1211138-06AA

EPA METHOD TO-15 GC/MS FULL SCAN

File Name:	**3110804**	**Date of Collection: NA**	
Dil. Factor:	**1.00**	**Date of Analysis: 11/8/12 10:44 AM**	

Compound	**%Recovery**
Dibromochloromethane	109
1,2-Dibromoethane (EDB)	106
Chlorobenzene	105
Ethyl Benzene	109
m,p-Xylene	109
o-Xylene	109
Styrene	111
Bromoform	106
Cumene	111
1,1,2,2-Tetrachloroethane	110
Propylbenzene	110
4-Ethyltoluene	106
1,3,5-Trimethylbenzene	102
1,2,4-Trimethylbenzene	104
1,3-Dichlorobenzene	110
1,4-Dichlorobenzene	109
alpha-Chlorotoluene	113
1,2-Dichlorobenzene	109
1,2,4-Trichlorobenzene	106
Hexachlorobutadiene	106

Container Type: NA - Not Applicable

Surrogates	**%Recovery**	**Method Limits**
Toluene-d8	103	70-130
1,2-Dichloroethane-d4	107	70-130
4-Bromofluorobenzene	102	70-130

SUBCONTRACT ORDER

Turner Laboratories, Inc.

12K0261

121113o

SENDING LABORATORY:

Turner Laboratories, Inc.
2445 N. Coyote Drive, Ste #104
Tucson, AZ 85745
Phone: 520.882.5880
Fax: 520.882.9788
Project Manager: Terri Garcia

RECEIVING LABORATORY:

Air Toxics Ltd.
180 Blue Ravine Rd., Suite B
Folsom, CA 95630
Phone :(800) 985-5955
Fax:

Analysis	Expires	Comments
Sample ID: 12K0261-01 Air and Emissior Sampled:11/06/2012 11:23		01A
TO15Mod	11/13/2012 11:23	
TO15	11/13/2012 11:23	
Containers Supplied:		
Other (A)		
Sample ID: 12K0261-02 Air and Emissior Sampled:11/06/2012 11:33		02A
TO15Mod	11/13/2012 11:33	
TO15	11/13/2012 11:33	
Containers Supplied:		
Other (A)		
Sample ID: 12K0261-03 Air and Emissior Sampled:11/06/2012 11:42		03A
TO15Mod	11/13/2012 11:42	
TO15	11/13/2012 11:42	
Containers Supplied:		
Other (A)		

CUSTODY SEAL INTACT? Y N NO N/A

Released By	Date	Received By	Date
	11/6/12 1430		11/7/12 1000
Released By	Date	Received By	Date

Attachment 2 – Laboratory Reports for March 2013 SVE Process Samples (CD only)

ORGANIC DATA ASSESSMENT SUMMARY

Project Information			
Project Name:	PTRL	Lab Name:	Air Toxics
Project Number:	1420112030	Lab Report Number:	13C0257
Reviewer's Signature:	Crystal Neirby	Number of Samples:	3 primary
Review Date:	6/24/2013	Matrix:	Air

Assessment Summary

Using the codes O, M, Z, and X described below, complete the table for a single quality control batch or sample delivery group. Identify comments by means of a footnote, e.g. M(2), describe in the space provided.

Method Name:	VOCs			
Method Number:	TO-15			
1. Preservation/hold times	O			
2. Blanks	O			
3. Surrogates	O			
4. Matrix spike/dup	NA			
5. Lab QC samples	O			
6. Overall assessment	O			

Assessment Codes:

O = No quality controls (QC) problems were identified for these criteria.

M = The results are qualified due to QC problems. The quantitative results will be qualified with a QC flag indicating that the results are estimated due to error greater than specified in the method.

Z = The results are unacceptable due to gross QC problems. The results will be qualified as rejected (R).

X = QC problems were identified, but they do not affect the results, or the reviewer is not certain of the effect on the results; or supporting documentation or data is not present in the laboratory data package.

NA = Not applicable

April 03, 2013

Jeff Christensen
University of Arizona- Risk Management Services
PO Box 210300, RM A414
Tucson, AZ 85721

TEL (520) 621-5861
FAX (520) 621-3706

Work Order No.: 13C0257

RE: Page Ranch - SV Carbon Vapor

Dear Jeff Christensen,

Turner Laboratories, Inc. received 3 sample(s) on 03/07/2013 for the analyses presented in the following report.

All results are intended to be considered in their entirety, and Turner Laboratories, Inc. is not responsible for use of less than the complete report. Results apply only to the samples analyzed. Samples will be disposed of 30 days after issue of our report unless special arrangements are made.

The pages that follow may contain sensitive, privileged or confidential information intended solely for the addressee named above. If you receive this message and are not the agent or employee of the addressee, this communication has been sent in error. Please do not disseminate or copy any of the attached and notify the sender immediately by telephone. Please also return the attached sheet(s) to the sender by mail.

Please call if you have any questions.

Respectfully submitted,

Turner Laboratories, Inc.
ADHS License AZ0066

Terri L. Garcia

Terri Garcia
Technical Director

Client: University of Arizona- Risk Management Servic
Project: Page Ranch - SV Carbon Vapor
Work Order: 13C0257
Date Received: 03/07/2013

Work Order Sample Summary

Lab Sample ID	Client Sample ID	Matrix	Collection Date/Time
13C0257-01	Inlet 34582/2656	Air and Emissions	03/07/2013 0945
13C0257-02	In Between36522/3770	Air and Emissions	03/07/2013 0950
13C0257-03	Exhaust 34149/2519	Air and Emissions	03/07/2013 0955

Client: University of Arizona- Risk Management Services
Project: Page Ranch - SV Carbon Vapor
Work Order: 13C0257
Date Received: 03/07/2013

Case Narrative

The TO-15 analyses were performed by Air Toxics, LTD. in Folsom, CA.

Air Toxics LTD.

CHAIN-OF-CUSTODY RECORD

Sample Transportation Notice 13C0257

Relinquishing signature on this document indicates that sample is being shipped in compliance with all applicable local, State, Federal, national, and international laws, regulations and ordinances of any kind. Air Toxics Limited assumes no liability with respect to the collection, handling or shipping of these samples. Relinquishing signature also indicates agreement to hold harmless, defend, and indemnify Air Toxics Limited against any claim, demand, or action, of any kind, related to the collection, handling, or shipping of samples. D.O.T. Hotline (800) 467-4922

180 BLUE RAVINE ROAD, SUITE B
FOLSOM, CA 95630-4719
(916) 985-1000 FAX (916) 985-1020

Project Manager LLOYD WUNDROCK

Collected by: (Print and Sign)

Company UofA Email

Address City State Zip

Phone Fax

Project Info:

P.O. #

Project # PTRL SVE

Project Name CARBON VAPOR

Turn Around Time:

☒ Normal

☐ Rush _____ specify

Lab Use Only

Pressurized by:

Date:

Pressurization Gas: N_2 He

Lab I.D.	Field Sample I.D. (Location)	Can #	Date of Collection	Time of Collection	Analyses Requested	Canister Pressure/Vacuum Initial	Final	Receipt	Final (psi)
	INLET	34582	03-07	0945		-25"/Hg	-3"/Hg		
		2656	2013						
	IN-BETWEEN	36522	"	0950		-26"/Hg	-2"/Hg		
		3770							
	EXHAUST	34149	"	0955		-27"/Hg	-3"/Hg		
		2519							
	13:12 WS								

Relinquished by: (signature)	Date/Time	Received by: (signature)	Date/Time
L Wundrock	03/07/2013	[signature]	3/7/13 13:12
Relinquished by: (signature)	Date/Time	Received by: (signature)	Date/Time
Relinquished by: (signature)	Date/Time	Received by: (signature)	Date/Time

Notes: 9 pcs. or 3 samples
spare returned unused

Lab Use Only	Shipper Name	Air Bill #	Temp (°C)	Condition	Custody Seals Intact?	Work Order #
					Yes No None	

Form 1293 rev.11

eurofins | Air Toxics

3/21/2013
Ms. Nancy Turner
Turner Laboratories, Inc.
2445 North Coyote Drive
Suite 104
Tucson AZ 85745

Project Name:
Project #: 13C0257
Workorder #: 1303177

Dear Ms. Nancy Turner

The following report includes the data for the above referenced project for sample(s) received on 3/9/2013 at Air Toxics Ltd.

The data and associated QC analyzed by Modified TO-15 are compliant with the project requirements or laboratory criteria with the exception of the deviations noted in the attached case narrative.

Thank you for choosing Air Toxics Ltd. for your air analysis needs. Air Toxics Ltd. is committed to providing accurate data of the highest quality. Please feel free to contact the Project Manager: Maria Barajas at 916-985-1000 if you have any questions regarding the data in this report.

Regards,

Maria Barajas

Maria Barajas

Project Manager

eurofins | Air Toxics

WORK ORDER #: 1303177

Work Order Summary

CLIENT:	Ms. Nancy Turner Turner Laboratories, Inc. 2445 North Coyote Drive Suite 104 Tucson, AZ 85745	**BILL TO:**	Ms. Nancy Turner Turner Laboratories, Inc. 2445 North Coyote Drive Suite 104 Tucson, AZ 85745
PHONE:	520-882-5880	**P.O. #**	
FAX:	520-882-9788	**PROJECT #**	13C0257
DATE RECEIVED:	03/09/2013	**CONTACT:**	Maria Barajas
DATE COMPLETED:	03/21/2013		

FRACTION #	NAME	TEST	RECEIPT VAC./PRES.	FINAL PRESSURE
01A	13C0257-01	Modified TO-15	4.1 "Hg	14.6 psi
02A	13C0257-02	Modified TO-15	5.3 "Hg	15.1 psi
03A	13C0257-03	Modified TO-15	5.9 "Hg	14.7 psi
04A	Lab Blank	Modified TO-15	NA	NA
05A	CCV	Modified TO-15	NA	NA
06A	LCS	Modified TO-15	NA	NA
06AA	LCSD	Modified TO-15	NA	NA

CERTIFIED BY: Heidi Mayo DATE: 03/21/13

Technical Director

Certfication numbers: AZ Licensure AZ0775, CA NELAP - 12282CA, NY NELAP - 11291,
TX NELAP - T104704434-12-5, UT NELAP CA009332012-3, WA NELAP - C935
Name of Accrediting Agency: NELAP/ORELAP (Oregon Environmental Laboratory Accreditation Program)
Accreditation number: CA300005, Effective date: 10/18/2011, Expiration date: 10/17/2012.
Eurofins Air Toxics Ltd. certifies that the test results contained in this report meet all requirements of the NELAC standards

This report shall not be reproduced, except in full, without the written approval of Eurofins Air Toxics, Inc.

180 BLUE RAVINE ROAD, SUITE B FOLSOM, CA - 9563
(916) 985-1000 . (800) 985-5955 . FAX (916) 985-1020

LABORATORY NARRATIVE
EPA Method TO-15
Turner Laboratories, Inc.
Workorder# 1303177

Three 1 Liter Summa Canister samples were received on March 09, 2013. The laboratory performed analysis via EPA Method TO-15 using GC/MS in the full scan mode.

This workorder was independently validated prior to submittal using 'USEPA National Functional Guidelines' as generally applied to the analysis of volatile organic compounds in air. A rules-based, logic driven, independent validation engine was employed to assess completeness, evaluate pass/fail of relevant project quality control requirements and verification of all quantified amounts.

Receiving Notes

There were no receiving discrepancies.

Analytical Notes

Dilution was performed on all of the samples due to the presence of high level target species.

Definition of Data Qualifying Flags

Eight qualifiers may have been used on the data analysis sheets and indicates as follows:

B - Compound present in laboratory blank greater than reporting limit (background subtraction not performed).
J - Estimated value.
E - Exceeds instrument calibration range.
S - Saturated peak.
Q - Exceeds quality control limits.
U - Compound analyzed for but not detected above the reporting limit.
UJ- Non-detected compound associated with low bias in the CCV and/or LCS.
N - The identification is based on presumptive evidence.

File extensions may have been used on the data analysis sheets and indicates as follows:
a-File was requantified
b-File was quantified by a second column and detector
r1-File was requantified for the purpose of reissue

eurofins | Air Toxics

Summary of Detected Compounds
EPA METHOD TO-15 GC/MS FULL SCAN

Client Sample ID: 13C0257-01

Lab ID#: 1303177-01A

Compound	Rpt. Limit (ppbv)	Amount (ppbv)	Rpt. Limit (ug/m3)	Amount (ug/m3)
Freon 12	96	300	470	1500
Freon 11	96	9400	540	53000
Freon 113	96	540	740	4100
Chloroform	96	23000	470	110000
Carbon Tetrachloride	96	650	600	4100
1,2-Dichloroethane	96	360	390	1500
Trichloroethene	96	420	520	2300
Tetrachloroethene	96	120	650	810

Client Sample ID: 13C0257-02

Lab ID#: 1303177-02A

Compound	Rpt. Limit (ppbv)	Amount (ppbv)	Rpt. Limit (ug/m3)	Amount (ug/m3)
Freon 12	490	950	2400	4700
Freon 11	490	8100	2800	46000
Freon 113	490	1800	3800	13000
Chloroform	490	120000	2400	580000

Client Sample ID: 13C0257-03

Lab ID#: 1303177-03A

Compound	Rpt. Limit (ppbv)	Amount (ppbv)	Rpt. Limit (ug/m3)	Amount (ug/m3)
Freon 11	12	66	70	370
Chloroform	12	2700	61	13000
Carbon Tetrachloride	12	36	78	230
1,2-Dichloroethane	12	96	50	390
Trichloroethene	12	140	67	730
Toluene	12	12	47	47
Tetrachloroethene	12	83	84	560

eurofins | Air Toxics

Client Sample ID: 13C0257-01

Lab ID#: 1303177-01A

EPA METHOD TO-15 GC/MS FULL SCAN

File Name:	**3031311**	**Date of Collection:**	**3/7/13 9:45:00 AM**
Dil. Factor:	**192**	**Date of Analysis:**	**3/13/13 04:12 PM**

Compound	Rpt. Limit (ppbv)	Amount (ppbv)	Rpt. Limit (ug/m3)	Amount (ug/m3)
Freon 12	96	300	470	1500
Freon 114	96	Not Detected	670	Not Detected
Chloromethane	960	Not Detected	2000	Not Detected
Vinyl Chloride	96	Not Detected	240	Not Detected
1,3-Butadiene	96	Not Detected	210	Not Detected
Bromomethane	960	Not Detected	3700	Not Detected
Chloroethane	380	Not Detected	1000	Not Detected
Freon 11	96	9400	540	53000
Ethanol	380	Not Detected	720	Not Detected
Freon 113	96	540	740	4100
1,1-Dichloroethene	96	Not Detected	380	Not Detected
Acetone	960	Not Detected	2300	Not Detected
2-Propanol	380	Not Detected	940	Not Detected
Carbon Disulfide	380	Not Detected	1200	Not Detected
3-Chloropropene	380	Not Detected	1200	Not Detected
Methylene Chloride	960	Not Detected	3300	Not Detected
Methyl tert-butyl ether	96	Not Detected	350	Not Detected
trans-1,2-Dichloroethene	96	Not Detected	380	Not Detected
Hexane	96	Not Detected	340	Not Detected
1,1-Dichloroethane	96	Not Detected	390	Not Detected
2-Butanone (Methyl Ethyl Ketone)	380	Not Detected	1100	Not Detected
cis-1,2-Dichloroethene	96	Not Detected	380	Not Detected
Tetrahydrofuran	96	Not Detected	280	Not Detected
Chloroform	96	23000	470	110000
1,1,1-Trichloroethane	96	Not Detected	520	Not Detected
Cyclohexane	96	Not Detected	330	Not Detected
Carbon Tetrachloride	96	650	600	4100
2,2,4-Trimethylpentane	96	Not Detected	450	Not Detected
Benzene	96	Not Detected	310	Not Detected
1,2-Dichloroethane	96	360	390	1500
Heptane	96	Not Detected	390	Not Detected
Trichloroethene	96	420	520	2300
1,2-Dichloropropane	96	Not Detected	440	Not Detected
1,4-Dioxane	380	Not Detected	1400	Not Detected
Bromodichloromethane	96	Not Detected	640	Not Detected
cis-1,3-Dichloropropene	96	Not Detected	440	Not Detected
4-Methyl-2-pentanone	96	Not Detected	390	Not Detected
Toluene	96	Not Detected	360	Not Detected
trans-1,3-Dichloropropene	96	Not Detected	440	Not Detected
1,1,2-Trichloroethane	96	Not Detected	520	Not Detected
Tetrachloroethene	96	120	650	810
2-Hexanone	380	Not Detected	1600	Not Detected

eurofins | Air Toxics

Client Sample ID: 13C0257-01

Lab ID#: 1303177-01A

EPA METHOD TO-15 GC/MS FULL SCAN

File Name:	**3031311**	**Date of Collection:**	**3/7/13 9:45:00 AM**
Dil. Factor:	**192**	**Date of Analysis:**	**3/13/13 04:12 PM**

Compound	Rpt. Limit (ppbv)	Amount (ppbv)	Rpt. Limit (ug/m3)	Amount (ug/m3)
Dibromochloromethane	96	Not Detected	820	Not Detected
1,2-Dibromoethane (EDB)	96	Not Detected	740	Not Detected
Chlorobenzene	96	Not Detected	440	Not Detected
Ethyl Benzene	96	Not Detected	420	Not Detected
m,p-Xylene	96	Not Detected	420	Not Detected
o-Xylene	96	Not Detected	420	Not Detected
Styrene	96	Not Detected	410	Not Detected
Bromoform	96	Not Detected	990	Not Detected
Cumene	96	Not Detected	470	Not Detected
1,1,2,2-Tetrachloroethane	96	Not Detected	660	Not Detected
Propylbenzene	96	Not Detected	470	Not Detected
4-Ethyltoluene	96	Not Detected	470	Not Detected
1,3,5-Trimethylbenzene	96	Not Detected	470	Not Detected
1,2,4-Trimethylbenzene	96	Not Detected	470	Not Detected
1,3-Dichlorobenzene	96	Not Detected	580	Not Detected
1,4-Dichlorobenzene	96	Not Detected	580	Not Detected
alpha-Chlorotoluene	96	Not Detected	500	Not Detected
1,2-Dichlorobenzene	96	Not Detected	580	Not Detected
1,2,4-Trichlorobenzene	380	Not Detected	2800	Not Detected
Hexachlorobutadiene	380	Not Detected	4100	Not Detected

Container Type: 1 Liter Summa Canister

Surrogates	%Recovery	Method Limits
Toluene-d8	96	70-130
1,2-Dichloroethane-d4	103	70-130
4-Bromofluorobenzene	112	70-130

eurofins | Air Toxics

Client Sample ID: 13C0257-02

Lab ID#: 1303177-02A

EPA METHOD TO-15 GC/MS FULL SCAN

File Name:	**3031312**	**Date of Collection:**	**3/7/13 9:50:00 AM**
Dil. Factor:	**984**	**Date of Analysis:**	**3/13/13 04:50 PM**

Compound	Rpt. Limit (ppbv)	Amount (ppbv)	Rpt. Limit (ug/m3)	Amount (ug/m3)
Freon 12	490	950	2400	4700
Freon 114	490	Not Detected	3400	Not Detected
Chloromethane	4900	Not Detected	10000	Not Detected
Vinyl Chloride	490	Not Detected	1200	Not Detected
1,3-Butadiene	490	Not Detected	1100	Not Detected
Bromomethane	4900	Not Detected	19000	Not Detected
Chloroethane	2000	Not Detected	5200	Not Detected
Freon 11	490	8100	2800	46000
Ethanol	2000	Not Detected	3700	Not Detected
Freon 113	490	1800	3800	13000
1,1-Dichloroethene	490	Not Detected	2000	Not Detected
Acetone	4900	Not Detected	12000	Not Detected
2-Propanol	2000	Not Detected	4800	Not Detected
Carbon Disulfide	2000	Not Detected	6100	Not Detected
3-Chloropropene	2000	Not Detected	6200	Not Detected
Methylene Chloride	4900	Not Detected	17000	Not Detected
Methyl tert-butyl ether	490	Not Detected	1800	Not Detected
trans-1,2-Dichloroethene	490	Not Detected	2000	Not Detected
Hexane	490	Not Detected	1700	Not Detected
1,1-Dichloroethane	490	Not Detected	2000	Not Detected
2-Butanone (Methyl Ethyl Ketone)	2000	Not Detected	5800	Not Detected
cis-1,2-Dichloroethene	490	Not Detected	2000	Not Detected
Tetrahydrofuran	490	Not Detected	1400	Not Detected
Chloroform	490	120000	2400	580000
1,1,1-Trichloroethane	490	Not Detected	2700	Not Detected
Cyclohexane	490	Not Detected	1700	Not Detected
Carbon Tetrachloride	490	Not Detected	3100	Not Detected
2,2,4-Trimethylpentane	490	Not Detected	2300	Not Detected
Benzene	490	Not Detected	1600	Not Detected
1,2-Dichloroethane	490	Not Detected	2000	Not Detected
Heptane	490	Not Detected	2000	Not Detected
Trichloroethene	490	Not Detected	2600	Not Detected
1,2-Dichloropropane	490	Not Detected	2300	Not Detected
1,4-Dioxane	2000	Not Detected	7100	Not Detected
Bromodichloromethane	490	Not Detected	3300	Not Detected
cis-1,3-Dichloropropene	490	Not Detected	2200	Not Detected
4-Methyl-2-pentanone	490	Not Detected	2000	Not Detected
Toluene	490	Not Detected	1800	Not Detected
trans-1,3-Dichloropropene	490	Not Detected	2200	Not Detected
1,1,2-Trichloroethane	490	Not Detected	2700	Not Detected
Tetrachloroethene	490	Not Detected	3300	Not Detected
2-Hexanone	2000	Not Detected	8100	Not Detected

eurofins | Air Toxics

Client Sample ID: 13C0257-02

Lab ID#: 1303177-02A

EPA METHOD TO-15 GC/MS FULL SCAN

File Name:	**3031312**	**Date of Collection:**	**3/7/13 9:50:00 AM**
Dil. Factor:	**984**	**Date of Analysis:**	**3/13/13 04:50 PM**

Compound	Rpt. Limit (ppbv)	Amount (ppbv)	Rpt. Limit (ug/m3)	Amount (ug/m3)
Dibromochloromethane	490	Not Detected	4200	Not Detected
1,2-Dibromoethane (EDB)	490	Not Detected	3800	Not Detected
Chlorobenzene	490	Not Detected	2300	Not Detected
Ethyl Benzene	490	Not Detected	2100	Not Detected
m,p-Xylene	490	Not Detected	2100	Not Detected
o-Xylene	490	Not Detected	2100	Not Detected
Styrene	490	Not Detected	2100	Not Detected
Bromoform	490	Not Detected	5100	Not Detected
Cumene	490	Not Detected	2400	Not Detected
1,1,2,2-Tetrachloroethane	490	Not Detected	3400	Not Detected
Propylbenzene	490	Not Detected	2400	Not Detected
4-Ethyltoluene	490	Not Detected	2400	Not Detected
1,3,5-Trimethylbenzene	490	Not Detected	2400	Not Detected
1,2,4-Trimethylbenzene	490	Not Detected	2400	Not Detected
1,3-Dichlorobenzene	490	Not Detected	3000	Not Detected
1,4-Dichlorobenzene	490	Not Detected	3000	Not Detected
alpha-Chlorotoluene	490	Not Detected	2500	Not Detected
1,2-Dichlorobenzene	490	Not Detected	3000	Not Detected
1,2,4-Trichlorobenzene	2000	Not Detected	15000	Not Detected
Hexachlorobutadiene	2000	Not Detected	21000	Not Detected

Container Type: 1 Liter Summa Canister

Surrogates	%Recovery	Method Limits
Toluene-d8	94	70-130
1,2-Dichloroethane-d4	106	70-130
4-Bromofluorobenzene	108	70-130

eurofins | Air Toxics

Client Sample ID: 13C0257-03

Lab ID#: 1303177-03A

EPA METHOD TO-15 GC/MS FULL SCAN

File Name:	**3031313**	**Date of Collection:**	**3/7/13 9:55:00 AM**
Dil. Factor:	**24.9**	**Date of Analysis:**	**3/13/13 05:38 PM**

Compound	Rpt. Limit (ppbv)	Amount (ppbv)	Rpt. Limit (ug/m3)	Amount (ug/m3)
Freon 12	12	Not Detected	62	Not Detected
Freon 114	12	Not Detected	87	Not Detected
Chloromethane	120	Not Detected	260	Not Detected
Vinyl Chloride	12	Not Detected	32	Not Detected
1,3-Butadiene	12	Not Detected	28	Not Detected
Bromomethane	120	Not Detected	480	Not Detected
Chloroethane	50	Not Detected	130	Not Detected
Freon 11	12	66	70	370
Ethanol	50	Not Detected	94	Not Detected
Freon 113	12	Not Detected	95	Not Detected
1,1-Dichloroethene	12	Not Detected	49	Not Detected
Acetone	120	Not Detected	300	Not Detected
2-Propanol	50	Not Detected	120	Not Detected
Carbon Disulfide	50	Not Detected	160	Not Detected
3-Chloropropene	50	Not Detected	160	Not Detected
Methylene Chloride	120	Not Detected	430	Not Detected
Methyl tert-butyl ether	12	Not Detected	45	Not Detected
trans-1,2-Dichloroethene	12	Not Detected	49	Not Detected
Hexane	12	Not Detected	44	Not Detected
1,1-Dichloroethane	12	Not Detected	50	Not Detected
2-Butanone (Methyl Ethyl Ketone)	50	Not Detected	150	Not Detected
cis-1,2-Dichloroethene	12	Not Detected	49	Not Detected
Tetrahydrofuran	12	Not Detected	37	Not Detected
Chloroform	12	2700	61	13000
1,1,1-Trichloroethane	12	Not Detected	68	Not Detected
Cyclohexane	12	Not Detected	43	Not Detected
Carbon Tetrachloride	12	36	78	230
2,2,4-Trimethylpentane	12	Not Detected	58	Not Detected
Benzene	12	Not Detected	40	Not Detected
1,2-Dichloroethane	12	96	50	390
Heptane	12	Not Detected	51	Not Detected
Trichloroethene	12	140	67	730
1,2-Dichloropropane	12	Not Detected	58	Not Detected
1,4-Dioxane	50	Not Detected	180	Not Detected
Bromodichloromethane	12	Not Detected	83	Not Detected
cis-1,3-Dichloropropene	12	Not Detected	56	Not Detected
4-Methyl-2-pentanone	12	Not Detected	51	Not Detected
Toluene	12	12	47	47
trans-1,3-Dichloropropene	12	Not Detected	56	Not Detected
1,1,2-Trichloroethane	12	Not Detected	68	Not Detected
Tetrachloroethene	12	83	84	560
2-Hexanone	50	Not Detected	200	Not Detected

eurofins | Air Toxics

Client Sample ID: 13C0257-03

Lab ID#: 1303177-03A

EPA METHOD TO-15 GC/MS FULL SCAN

File Name:	**3031313**	**Date of Collection:**	**3/7/13 9:55:00 AM**
Dil. Factor:	**24.9**	**Date of Analysis:**	**3/13/13 05:38 PM**

Compound	Rpt. Limit (ppbv)	Amount (ppbv)	Rpt. Limit (ug/m3)	Amount (ug/m3)
Dibromochloromethane	12	Not Detected	110	Not Detected
1,2-Dibromoethane (EDB)	12	Not Detected	96	Not Detected
Chlorobenzene	12	Not Detected	57	Not Detected
Ethyl Benzene	12	Not Detected	54	Not Detected
m,p-Xylene	12	Not Detected	54	Not Detected
o-Xylene	12	Not Detected	54	Not Detected
Styrene	12	Not Detected	53	Not Detected
Bromoform	12	Not Detected	130	Not Detected
Cumene	12	Not Detected	61	Not Detected
1,1,2,2-Tetrachloroethane	12	Not Detected	85	Not Detected
Propylbenzene	12	Not Detected	61	Not Detected
4-Ethyltoluene	12	Not Detected	61	Not Detected
1,3,5-Trimethylbenzene	12	Not Detected	61	Not Detected
1,2,4-Trimethylbenzene	12	Not Detected	61	Not Detected
1,3-Dichlorobenzene	12	Not Detected	75	Not Detected
1,4-Dichlorobenzene	12	Not Detected	75	Not Detected
alpha-Chlorotoluene	12	Not Detected	64	Not Detected
1,2-Dichlorobenzene	12	Not Detected	75	Not Detected
1,2,4-Trichlorobenzene	50	Not Detected	370	Not Detected
Hexachlorobutadiene	50	Not Detected	530	Not Detected

Container Type: 1 Liter Summa Canister

Surrogates	%Recovery	Method Limits
Toluene-d8	96	70-130
1,2-Dichloroethane-d4	106	70-130
4-Bromofluorobenzene	95	70-130

eurofins | Air Toxics

Client Sample ID: Lab Blank

Lab ID#: 1303177-04A

EPA METHOD TO-15 GC/MS FULL SCAN

File Name:	**3031306**	**Date of Collection: NA**	
Dil. Factor:	**1.00**	**Date of Analysis: 3/13/13 12:00 PM**	

Compound	Rpt. Limit (ppbv)	Amount (ppbv)	Rpt. Limit (ug/m3)	Amount (ug/m3)
Freon 12	0.50	Not Detected	2.5	Not Detected
Freon 114	0.50	Not Detected	3.5	Not Detected
Chloromethane	5.0	Not Detected	10	Not Detected
Vinyl Chloride	0.50	Not Detected	1.3	Not Detected
1,3-Butadiene	0.50	Not Detected	1.1	Not Detected
Bromomethane	5.0	Not Detected	19	Not Detected
Chloroethane	2.0	Not Detected	5.3	Not Detected
Freon 11	0.50	Not Detected	2.8	Not Detected
Ethanol	2.0	Not Detected	3.8	Not Detected
Freon 113	0.50	Not Detected	3.8	Not Detected
1,1-Dichloroethene	0.50	Not Detected	2.0	Not Detected
Acetone	5.0	Not Detected	12	Not Detected
2-Propanol	2.0	Not Detected	4.9	Not Detected
Carbon Disulfide	2.0	Not Detected	6.2	Not Detected
3-Chloropropene	2.0	Not Detected	6.3	Not Detected
Methylene Chloride	5.0	Not Detected	17	Not Detected
Methyl tert-butyl ether	0.50	Not Detected	1.8	Not Detected
trans-1,2-Dichloroethene	0.50	Not Detected	2.0	Not Detected
Hexane	0.50	Not Detected	1.8	Not Detected
1,1-Dichloroethane	0.50	Not Detected	2.0	Not Detected
2-Butanone (Methyl Ethyl Ketone)	2.0	Not Detected	5.9	Not Detected
cis-1,2-Dichloroethene	0.50	Not Detected	2.0	Not Detected
Tetrahydrofuran	0.50	Not Detected	1.5	Not Detected
Chloroform	0.50	Not Detected	2.4	Not Detected
1,1,1-Trichloroethane	0.50	Not Detected	2.7	Not Detected
Cyclohexane	0.50	Not Detected	1.7	Not Detected
Carbon Tetrachloride	0.50	Not Detected	3.1	Not Detected
2,2,4-Trimethylpentane	0.50	Not Detected	2.3	Not Detected
Benzene	0.50	Not Detected	1.6	Not Detected
1,2-Dichloroethane	0.50	Not Detected	2.0	Not Detected
Heptane	0.50	Not Detected	2.0	Not Detected
Trichloroethene	0.50	Not Detected	2.7	Not Detected
1,2-Dichloropropane	0.50	Not Detected	2.3	Not Detected
1,4-Dioxane	2.0	Not Detected	7.2	Not Detected
Bromodichloromethane	0.50	Not Detected	3.4	Not Detected
cis-1,3-Dichloropropene	0.50	Not Detected	2.3	Not Detected
4-Methyl-2-pentanone	0.50	Not Detected	2.0	Not Detected
Toluene	0.50	Not Detected	1.9	Not Detected
trans-1,3-Dichloropropene	0.50	Not Detected	2.3	Not Detected
1,1,2-Trichloroethane	0.50	Not Detected	2.7	Not Detected
Tetrachloroethene	0.50	Not Detected	3.4	Not Detected
2-Hexanone	2.0	Not Detected	8.2	Not Detected

eurofins | Air Toxics

Client Sample ID: Lab Blank

Lab ID#: 1303177-04A

EPA METHOD TO-15 GC/MS FULL SCAN

File Name:	**3031306**	**Date of Collection: NA**	
Dil. Factor:	**1.00**	**Date of Analysis: 3/13/13 12:00 PM**	

Compound	Rpt. Limit (ppbv)	Amount (ppbv)	Rpt. Limit (ug/m3)	Amount (ug/m3)
Dibromochloromethane	0.50	Not Detected	4.2	Not Detected
1,2-Dibromoethane (EDB)	0.50	Not Detected	3.8	Not Detected
Chlorobenzene	0.50	Not Detected	2.3	Not Detected
Ethyl Benzene	0.50	Not Detected	2.2	Not Detected
m,p-Xylene	0.50	Not Detected	2.2	Not Detected
o-Xylene	0.50	Not Detected	2.2	Not Detected
Styrene	0.50	Not Detected	2.1	Not Detected
Bromoform	0.50	Not Detected	5.2	Not Detected
Cumene	0.50	Not Detected	2.4	Not Detected
1,1,2,2-Tetrachloroethane	0.50	Not Detected	3.4	Not Detected
Propylbenzene	0.50	Not Detected	2.4	Not Detected
4-Ethyltoluene	0.50	Not Detected	2.4	Not Detected
1,3,5-Trimethylbenzene	0.50	Not Detected	2.4	Not Detected
1,2,4-Trimethylbenzene	0.50	Not Detected	2.4	Not Detected
1,3-Dichlorobenzene	0.50	Not Detected	3.0	Not Detected
1,4-Dichlorobenzene	0.50	Not Detected	3.0	Not Detected
alpha-Chlorotoluene	0.50	Not Detected	2.6	Not Detected
1,2-Dichlorobenzene	0.50	Not Detected	3.0	Not Detected
1,2,4-Trichlorobenzene	2.0	Not Detected	15	Not Detected
Hexachlorobutadiene	2.0	Not Detected	21	Not Detected

Container Type: NA - Not Applicable

Surrogates	%Recovery	Method Limits
Toluene-d8	98	70-130
1,2-Dichloroethane-d4	100	70-130
4-Bromofluorobenzene	96	70-130

eurofins | Air Toxics

Client Sample ID: CCV

Lab ID#: 1303177-05A

EPA METHOD TO-15 GC/MS FULL SCAN

File Name:	**3031302**	**Date of Collection: NA**	
Dil. Factor:	**1.00**	**Date of Analysis: 3/13/13 08:52 AM**	

Compound	%Recovery
Freon 12	102
Freon 114	98
Chloromethane	94
Vinyl Chloride	94
1,3-Butadiene	98
Bromomethane	87
Chloroethane	98
Freon 11	101
Ethanol	90
Freon 113	98
1,1-Dichloroethene	99
Acetone	94
2-Propanol	96
Carbon Disulfide	97
3-Chloropropene	99
Methylene Chloride	98
Methyl tert-butyl ether	109
trans-1,2-Dichloroethene	107
Hexane	109
1,1-Dichloroethane	96
2-Butanone (Methyl Ethyl Ketone)	99
cis-1,2-Dichloroethene	98
Tetrahydrofuran	100
Chloroform	99
1,1,1-Trichloroethane	101
Cyclohexane	109
Carbon Tetrachloride	100
2,2,4-Trimethylpentane	105
Benzene	102
1,2-Dichloroethane	107
Heptane	111
Trichloroethene	98
1,2-Dichloropropane	94
1,4-Dioxane	99
Bromodichloromethane	102
cis-1,3-Dichloropropene	99
4-Methyl-2-pentanone	108
Toluene	100
trans-1,3-Dichloropropene	108
1,1,2-Trichloroethane	101
Tetrachloroethene	103
2-Hexanone	117

eurofins | Air Toxics

Client Sample ID: CCV

Lab ID#: 1303177-05A

EPA METHOD TO-15 GC/MS FULL SCAN

File Name:	**3031302**	**Date of Collection: NA**	
Dil. Factor:	**1.00**	**Date of Analysis: 3/13/13 08:52 AM**	

Compound	**%Recovery**
Dibromochloromethane	108
1,2-Dibromoethane (EDB)	103
Chlorobenzene	99
Ethyl Benzene	111
m,p-Xylene	115
o-Xylene	116
Styrene	125
Bromoform	106
Cumene	121
1,1,2,2-Tetrachloroethane	91
Propylbenzene	110
4-Ethyltoluene	114
1,3,5-Trimethylbenzene	114
1,2,4-Trimethylbenzene	120
1,3-Dichlorobenzene	98
1,4-Dichlorobenzene	100
alpha-Chlorotoluene	110
1,2-Dichlorobenzene	98
1,2,4-Trichlorobenzene	95
Hexachlorobutadiene	103

Container Type: NA - Not Applicable

Surrogates	**%Recovery**	**Method Limits**
Toluene-d8	104	70-130
1,2-Dichloroethane-d4	107	70-130
4-Bromofluorobenzene	102	70-130

eurofins | Air Toxics

Client Sample ID: LCS

Lab ID#: 1303177-06A

EPA METHOD TO-15 GC/MS FULL SCAN

File Name:	**3031303**	**Date of Collection: NA**	
Dil. Factor:	**1.00**	**Date of Analysis: 3/13/13 09:48 AM**	

Compound	%Recovery
Freon 12	102
Freon 114	101
Chloromethane	99
Vinyl Chloride	100
1,3-Butadiene	104
Bromomethane	89
Chloroethane	101
Freon 11	101
Ethanol	92
Freon 113	102
1,1-Dichloroethene	110
Acetone	102
2-Propanol	102
Carbon Disulfide	121
3-Chloropropene	119
Methylene Chloride	96
Methyl tert-butyl ether	110
trans-1,2-Dichloroethene	122
Hexane	111
1,1-Dichloroethane	95
2-Butanone (Methyl Ethyl Ketone)	104
cis-1,2-Dichloroethene	100
Tetrahydrofuran	100
Chloroform	99
1,1,1-Trichloroethane	103
Cyclohexane	112
Carbon Tetrachloride	101
2,2,4-Trimethylpentane	106
Benzene	105
1,2-Dichloroethane	105
Heptane	111
Trichloroethene	101
1,2-Dichloropropane	96
1,4-Dioxane	102
Bromodichloromethane	101
cis-1,3-Dichloropropene	103
4-Methyl-2-pentanone	110
Toluene	101
trans-1,3-Dichloropropene	110
1,1,2-Trichloroethane	102
Tetrachloroethene	103
2-Hexanone	118

eurofins | Air Toxics

Client Sample ID: LCS

Lab ID#: 1303177-06A

EPA METHOD TO-15 GC/MS FULL SCAN

File Name:	**3031303**	**Date of Collection: NA**	
Dil. Factor:	**1.00**	**Date of Analysis: 3/13/13 09:48 AM**	

Compound	**%Recovery**
Dibromochloromethane	107
1,2-Dibromoethane (EDB)	105
Chlorobenzene	101
Ethyl Benzene	112
m,p-Xylene	118
o-Xylene	116
Styrene	123
Bromoform	104
Cumene	122
1,1,2,2-Tetrachloroethane	92
Propylbenzene	110
4-Ethyltoluene	109
1,3,5-Trimethylbenzene	115
1,2,4-Trimethylbenzene	118
1,3-Dichlorobenzene	100
1,4-Dichlorobenzene	99
alpha-Chlorotoluene	106
1,2-Dichlorobenzene	101
1,2,4-Trichlorobenzene	103
Hexachlorobutadiene	104

Container Type: NA - Not Applicable

Surrogates	**%Recovery**	**Method Limits**
Toluene-d8	104	70-130
1,2-Dichloroethane-d4	101	70-130
4-Bromofluorobenzene	101	70-130

eurofins | Air Toxics

Client Sample ID: LCSD

Lab ID#: 1303177-06AA

EPA METHOD TO-15 GC/MS FULL SCAN

File Name:	**3031304**	**Date of Collection: NA**	
Dil. Factor:	**1.00**	**Date of Analysis: 3/13/13 10:19 AM**	

Compound	**%Recovery**
Freon 12	98
Freon 114	99
Chloromethane	95
Vinyl Chloride	96
1,3-Butadiene	99
Bromomethane	88
Chloroethane	99
Freon 11	97
Ethanol	94
Freon 113	99
1,1-Dichloroethene	109
Acetone	100
2-Propanol	101
Carbon Disulfide	120
3-Chloropropene	116
Methylene Chloride	92
Methyl tert-butyl ether	109
trans-1,2-Dichloroethene	118
Hexane	110
1,1-Dichloroethane	92
2-Butanone (Methyl Ethyl Ketone)	102
cis-1,2-Dichloroethene	99
Tetrahydrofuran	98
Chloroform	97
1,1,1-Trichloroethane	99
Cyclohexane	111
Carbon Tetrachloride	98
2,2,4-Trimethylpentane	104
Benzene	101
1,2-Dichloroethane	98
Heptane	110
Trichloroethene	97
1,2-Dichloropropane	93
1,4-Dioxane	99
Bromodichloromethane	96
cis-1,3-Dichloropropene	101
4-Methyl-2-pentanone	107
Toluene	97
trans-1,3-Dichloropropene	108
1,1,2-Trichloroethane	99
Tetrachloroethene	102
2-Hexanone	115

eurofins | Air Toxics

Client Sample ID: LCSD

Lab ID#: 1303177-06AA

EPA METHOD TO-15 GC/MS FULL SCAN

File Name:	**3031304**	**Date of Collection: NA**	
Dil. Factor:	**1.00**	**Date of Analysis: 3/13/13 10:19 AM**	

Compound	**%Recovery**
Dibromochloromethane	104
1,2-Dibromoethane (EDB)	102
Chlorobenzene	99
Ethyl Benzene	109
m,p-Xylene	114
o-Xylene	114
Styrene	120
Bromoform	102
Cumene	120
1,1,2,2-Tetrachloroethane	90
Propylbenzene	107
4-Ethyltoluene	108
1,3,5-Trimethylbenzene	112
1,2,4-Trimethylbenzene	116
1,3-Dichlorobenzene	98
1,4-Dichlorobenzene	98
alpha-Chlorotoluene	105
1,2-Dichlorobenzene	99
1,2,4-Trichlorobenzene	104
Hexachlorobutadiene	104

Container Type: NA - Not Applicable

Surrogates	**%Recovery**	**Method Limits**
Toluene-d8	102	70-130
1,2-Dichloroethane-d4	99	70-130
4-Bromofluorobenzene	101	70-130

SUBCONTRACT ORDER 1303177

Turner Laboratories, Inc.

13C0257

SENDING LABORATORY:

Turner Laboratories, Inc.
2445 N. Coyote Drive, Ste #104
Tucson, AZ 85745
Phone: 520.882.5880
Fax: 520.882.9788
Project Manager: Terri Garcia

RECEIVING LABORATORY:

Air Toxics Ltd.
180 Blue Ravine Rd., Suite B
Folsom, CA 95630
Phone :(800) 985-5955
Fax:

Analysis	Expires	Comments
Sample ID: 13C0257-01 Air and Emissior Sampled:03/07/2013 09:45	01A	
TO15Mod	03/14/2013 09:45	
TO15	03/14/2013 09:45	
Containers Supplied:		
Other (A)		
Sample ID: 13C0257-02 Air and Emissior Sampled:03/07/2013 09:50	02A	
TO15Mod	03/14/2013 09:50	
TO15	03/14/2013 09:50	
Containers Supplied:		
Other (A)		
Sample ID: 13C0257-03 Air and Emissior Sampled:03/07/2013 09:55	03A	
TO15Mod	03/14/2013 09:55	
TO15	03/14/2013 09:55	
Containers Supplied:		
Other (A)		

Tubes #4 not needed provided as back up

Released By	Date	Received By	Date
	3/8/13	10.15am	
		Kathy Beck ATL	03/09/13 0900
Released By	Date	Received By	Date

Page 1 of 1

Attachment 3 – Laboratory Reports for April 2013 SVE Process Samples (CD only)

ORGANIC DATA ASSESSMENT SUMMARY

Project Information			
Project Name:	PTRL	Lab Name:	Air Toxics
Project Number:	1420112030	Lab Report Number:	13D0243
Reviewer's Signature:	Crystal Neirby	Number of Samples:	3 primary
Review Date:	6/24/2013	Matrix:	Air

Assessment Summary

Using the codes O, M, Z, and X described below, complete the table for a single quality control batch or sample delivery group. Identify comments by means of a footnote, e.g. M(2), describe in the space provided.

Method Name:	VOCs			
Method Number:	TO-15			
1. Preservation/hold times	O			
2. Blanks	O			
3. Surrogates	O			
4. Matrix spike/dup	NA			
5. Lab QC samples	O			
6. Overall assessment	O			

Assessment Codes:

O = No quality controls (QC) problems were identified for these criteria.

M = The results are qualified due to QC problems. The quantitative results will be qualified with a QC flag indicating that the results are estimated due to error greater than specified in the method.

Z = The results are unacceptable due to gross QC problems. The results will be qualified as rejected (R).

X = QC problems were identified, but they do not affect the results, or the reviewer is not certain of the effect on the results; or supporting documentation or data is not present in the laboratory data package.

NA = Not applicable

April 25, 2013

Lloyd Wundrock
University of Arizona- Risk Management Services
PO Box 210300, RM A414
Tucson, AZ 85721

TEL (520) 621-1590
FAX (520) 621-3706

Work Order No.: 13D0243

RE: Page Ranch - SVE Carbon Vapor

Dear Lloyd Wundrock,

Turner Laboratories, Inc. received 3 sample(s) on 04/04/2013 for the analyses presented in the following report.

All results are intended to be considered in their entirety, and Turner Laboratories, Inc. is not responsible for use of less than the complete report. Results apply only to the samples analyzed. Samples will be disposed of 30 days after issue of our report unless special arrangements are made.

The pages that follow may contain sensitive, privileged or confidential information intended solely for the addressee named above. If you receive this message and are not the agent or employee of the addressee, this communication has been sent in error. Please do not disseminate or copy any of the attached and notify the sender immediately by telephone. Please also return the attached sheet(s) to the sender by mail.

Please call if you have any questions.

Respectfully submitted,

Turner Laboratories, Inc.
ADHS License AZ0066

Terri L. Garcia

Terri Garcia
Technical Director

Client: University of Arizona- Risk Management Servic
Project: Page Ranch - SVE Carbon Vapor
Work Order: 13D0243
Date Received: 04/04/2013

Work Order Sample Summary

Lab Sample ID	Client Sample ID	Matrix	Collection Date/Time
13D0243-01	Inlet 35595/5800	Air and Emissions	04/04/2013 0910
13D0243-02	In Between 11829/0590	Air and Emissions	04/04/2013 0920
13D0243-03	Exhaust 36411/3883	Air and Emissions	04/04/2013 0930

Client: University of Arizona- Risk Management Services
Project: Page Ranch - SVE Carbon Vapor
Work Order: 13D0243
Date Received: 04/04/2013

Case Narrative

The TO-15 analyses were performed by Air Toxics, LTD. in Folsom, CA.

eurofins | Air Toxics

4/22/2013
Ms. Nancy Turner
Turner Laboratories, Inc.
2445 North Coyote Drive
Suite 104
Tucson AZ 85745

Project Name:
Project #:
Workorder #: 1304180

Dear Ms. Nancy Turner

The following report includes the data for the above referenced project for sample(s) received on 4/8/2013 at Air Toxics Ltd.

The data and associated QC analyzed by Modified TO-15 are compliant with the project requirements or laboratory criteria with the exception of the deviations noted in the attached case narrative.

Thank you for choosing Air Toxics Ltd. for your air analysis needs. Air Toxics Ltd. is committed to providing accurate data of the highest quality. Please feel free to contact the Project Manager: Maria Barajas at 916-985-1000 if you have any questions regarding the data in this report.

Regards,

Maria Barajas

Maria Barajas

Project Manager

eurofins | Air Toxics

WORK ORDER #: 1304180

Work Order Summary

CLIENT:	Ms. Nancy Turner Turner Laboratories, Inc. 2445 North Coyote Drive Suite 104 Tucson, AZ 85745	**BILL TO:**	Ms. Nancy Turner Turner Laboratories, Inc. 2445 North Coyote Drive Suite 104 Tucson, AZ 85745
PHONE:	520-882-5880	**P.O. #**	
FAX:	520-882-9788	**PROJECT #**	
DATE RECEIVED:	04/08/2013	**CONTACT:**	Maria Barajas
DATE COMPLETED:	04/22/2013		

FRACTION #	NAME	TEST	RECEIPT VAC./PRES.	FINAL PRESSURE
01A	INLET	Modified TO-15	5.1 "Hg	14.9 psi
02A	IN BETWEEN	Modified TO-15	5.3 "Hg	15.2 psi
03A	EXHAUST	Modified TO-15	6.3 "Hg	15.1 psi
04A	Lab Blank	Modified TO-15	NA	NA
05A	CCV	Modified TO-15	NA	NA
06A	LCS	Modified TO-15	NA	NA
06AA	LCSD	Modified TO-15	NA	NA

CERTIFIED BY: Heidi Hayes DATE: 04/22/13

Technical Director

Certification numbers: AZ Licensure AZ0775, CA NELAP - 12282CA, NY NELAP - 11291,
TX NELAP - T104704434-12-4, UT NELAP CA009332012-3, WA NELAP - C935
Name of Accrediting Agency: NELAP/ORELAP (Oregon Environmental Laboratory Accreditation Program)
Accreditation number: CA300005, Effective date: 10/18/2012, Expiration date: 10/17/2013.
Eurofins Air Toxics Ltd. certifies that the test results contained in this report meet all requirements of the NELAC standards

This report shall not be reproduced, except in full, without the written approval of Eurofins Air Toxics, Inc.

180 BLUE RAVINE ROAD, SUITE B FOLSOM, CA - 9563
(916) 985-1000 . (800) 985-5955 . FAX (916) 985-1020

LABORATORY NARRATIVE
EPA Method TO-15
Turner Laboratories, Inc.
Workorder# 1304180

Three 1 Liter Summa Canister samples were received on April 08, 2013. The laboratory performed analysis via EPA Method TO-15 using GC/MS in the full scan mode.

This workorder was independently validated prior to submittal using 'USEPA National Functional Guidelines' as generally applied to the analysis of volatile organic compounds in air. A rules-based, logic driven, independent validation engine was employed to assess completeness, evaluate pass/fail of relevant project quality control requirements and verification of all quantified amounts.

Receiving Notes

The Chain of Custody (COC) was not relinquished properly. A signature and date were not provided by the field sampler.

Analytical Notes

Dilution was performed on samples INLET, IN BETWEEN and EXHAUST due to the presence of high level target species.

Definition of Data Qualifying Flags

Eight qualifiers may have been used on the data analysis sheets and indicates as follows:

B - Compound present in laboratory blank greater than reporting limit (background subtraction not performed).

J - Estimated value.

E - Exceeds instrument calibration range.

S - Saturated peak.

Q - Exceeds quality control limits.

U - Compound analyzed for but not detected above the reporting limit, LOD, or MDL value. See data page for project specific U-flag definition.

UJ- Non-detected compound associated with low bias in the CCV

N - The identification is based on presumptive evidence.

File extensions may have been used on the data analysis sheets and indicates as follows:

a-File was requantified

b-File was quantified by a second column and detector

r1-File was requantified for the purpose of reissue

eurofins | Air Toxics

Summary of Detected Compounds
EPA METHOD TO-15 GC/MS FULL SCAN

Client Sample ID: INLET

Lab ID#: 1304180-01A

Compound	Rpt. Limit (ppbv)	Amount (ppbv)	Rpt. Limit (ug/m3)	Amount (ug/m3)
Freon 12	190	580	920	2900
Freon 11	190	18000	1000	100000
Freon 113	190	1200	1400	9300
1,1-Dichloroethene	190	220	740	880
Chloroform	190	64000	910	310000
Carbon Tetrachloride	190	1400	1200	9100
1,2-Dichloroethane	190	1000	760	4100
Trichloroethene	190	1200	1000	6700
Tetrachloroethene	190	330	1300	2200

Client Sample ID: IN BETWEEN

Lab ID#: 1304180-02A

Compound	Rpt. Limit (ppbv)	Amount (ppbv)	Rpt. Limit (ug/m3)	Amount (ug/m3)
Freon 12	99	540	490	2700
Freon 11	99	15000	560	86000
Freon 113	99	290	760	2200
1,1-Dichloroethene	99	160	390	620
Chloroform	99	40000	480	200000

Client Sample ID: EXHAUST

Lab ID#: 1304180-03A

Compound	Rpt. Limit (ppbv)	Amount (ppbv)	Rpt. Limit (ug/m3)	Amount (ug/m3)
Freon 12	2.6	730	13	3600
Ethanol	10	25	19	48
Tetrahydrofuran	2.6	3.9	7.6	11
Chloroform	2.6	8.7	12	42
Toluene	2.6	16	9.7	61
m,p-Xylene	2.6	7.6	11	33
o-Xylene	2.6	3.2	11	14

eurofins | Air Toxics

Client Sample ID: INLET

Lab ID#: 1304180-01A

EPA METHOD TO-15 GC/MS FULL SCAN

File Name:	**2041817**	**Date of Collection:**	**4/4/13 9:10:00 AM**
Dil. Factor:	**374**	**Date of Analysis:**	**4/19/13 04:35 PM**

Compound	Rpt. Limit (ppbv)	Amount (ppbv)	Rpt. Limit (ug/m3)	Amount (ug/m3)
Freon 12	190	580	920	2900
Freon 114	190	Not Detected	1300	Not Detected
Chloromethane	1900	Not Detected	3900	Not Detected
Vinyl Chloride	190	Not Detected	480	Not Detected
1,3-Butadiene	190	Not Detected	410	Not Detected
Bromomethane	1900	Not Detected	7300	Not Detected
Chloroethane	750	Not Detected	2000	Not Detected
Freon 11	190	18000	1000	100000
Ethanol	750	Not Detected	1400	Not Detected
Freon 113	190	1200	1400	9300
1,1-Dichloroethene	190	220	740	880
Acetone	1900	Not Detected	4400	Not Detected
2-Propanol	750	Not Detected	1800	Not Detected
Carbon Disulfide	750	Not Detected	2300	Not Detected
3-Chloropropene	750	Not Detected	2300	Not Detected
Methylene Chloride	1900	Not Detected	6500	Not Detected
Methyl tert-butyl ether	190	Not Detected	670	Not Detected
trans-1,2-Dichloroethene	190	Not Detected	740	Not Detected
Hexane	190	Not Detected	660	Not Detected
1,1-Dichloroethane	190	Not Detected	760	Not Detected
2-Butanone (Methyl Ethyl Ketone)	750	Not Detected	2200	Not Detected
cis-1,2-Dichloroethene	190	Not Detected	740	Not Detected
Tetrahydrofuran	190	Not Detected	550	Not Detected
Chloroform	190	64000	910	310000
1,1,1-Trichloroethane	190	Not Detected	1000	Not Detected
Cyclohexane	190	Not Detected	640	Not Detected
Carbon Tetrachloride	190	1400	1200	9100
2,2,4-Trimethylpentane	190	Not Detected	870	Not Detected
Benzene	190	Not Detected	600	Not Detected
1,2-Dichloroethane	190	1000	760	4100
Heptane	190	Not Detected	770	Not Detected
Trichloroethene	190	1200	1000	6700
1,2-Dichloropropane	190	Not Detected	860	Not Detected
1,4-Dioxane	750	Not Detected	2700	Not Detected
Bromodichloromethane	190	Not Detected	1200	Not Detected
cis-1,3-Dichloropropene	190	Not Detected	850	Not Detected
4-Methyl-2-pentanone	190	Not Detected	770	Not Detected
Toluene	190	Not Detected	700	Not Detected
trans-1,3-Dichloropropene	190	Not Detected	850	Not Detected
1,1,2-Trichloroethane	190	Not Detected	1000	Not Detected
Tetrachloroethene	190	330	1300	2200
2-Hexanone	750	Not Detected	3100	Not Detected

eurofins | Air Toxics

Client Sample ID: INLET

Lab ID#: 1304180-01A

EPA METHOD TO-15 GC/MS FULL SCAN

File Name:	**2041817**	**Date of Collection:**	**4/4/13 9:10:00 AM**
Dil. Factor:	**374**	**Date of Analysis:**	**4/19/13 04:35 PM**

Compound	Rpt. Limit (ppbv)	Amount (ppbv)	Rpt. Limit (ug/m3)	Amount (ug/m3)
Dibromochloromethane	190	Not Detected	1600	Not Detected
1,2-Dibromoethane (EDB)	190	Not Detected	1400	Not Detected
Chlorobenzene	190	Not Detected	860	Not Detected
Ethyl Benzene	190	Not Detected	810	Not Detected
m,p-Xylene	190	Not Detected	810	Not Detected
o-Xylene	190	Not Detected	810	Not Detected
Styrene	190	Not Detected	800	Not Detected
Bromoform	190	Not Detected	1900	Not Detected
Cumene	190	Not Detected	920	Not Detected
1,1,2,2-Tetrachloroethane	190	Not Detected	1300	Not Detected
Propylbenzene	190	Not Detected	920	Not Detected
4-Ethyltoluene	190	Not Detected	920	Not Detected
1,3,5-Trimethylbenzene	190	Not Detected	920	Not Detected
1,2,4-Trimethylbenzene	190	Not Detected	920	Not Detected
1,3-Dichlorobenzene	190	Not Detected	1100	Not Detected
1,4-Dichlorobenzene	190	Not Detected	1100	Not Detected
alpha-Chlorotoluene	190	Not Detected	970	Not Detected
1,2-Dichlorobenzene	190	Not Detected	1100	Not Detected
1,2,4-Trichlorobenzene	750	Not Detected	5600	Not Detected
Hexachlorobutadiene	750	Not Detected	8000	Not Detected

Container Type: 1 Liter Summa Canister

Surrogates	%Recovery	Method Limits
Toluene-d8	99	70-130
1,2-Dichloroethane-d4	93	70-130
4-Bromofluorobenzene	96	70-130

eurofins | Air Toxics

Client Sample ID: IN BETWEEN

Lab ID#: 1304180-02A

EPA METHOD TO-15 GC/MS FULL SCAN

File Name:	**2041816**	**Date of Collection:**	**4/4/13 9:20:00 AM**
Dil. Factor:	**198**	**Date of Analysis:**	**4/19/13 03:38 PM**

Compound	Rpt. Limit (ppbv)	Amount (ppbv)	Rpt. Limit (ug/m3)	Amount (ug/m3)
Freon 12	99	540	490	2700
Freon 114	99	Not Detected	690	Not Detected
Chloromethane	990	Not Detected	2000	Not Detected
Vinyl Chloride	99	Not Detected	250	Not Detected
1,3-Butadiene	99	Not Detected	220	Not Detected
Bromomethane	990	Not Detected	3800	Not Detected
Chloroethane	400	Not Detected	1000	Not Detected
Freon 11	99	15000	560	86000
Ethanol	400	Not Detected	750	Not Detected
Freon 113	99	290	760	2200
1,1-Dichloroethene	99	160	390	620
Acetone	990	Not Detected	2400	Not Detected
2-Propanol	400	Not Detected	970	Not Detected
Carbon Disulfide	400	Not Detected	1200	Not Detected
3-Chloropropene	400	Not Detected	1200	Not Detected
Methylene Chloride	990	Not Detected	3400	Not Detected
Methyl tert-butyl ether	99	Not Detected	360	Not Detected
trans-1,2-Dichloroethene	99	Not Detected	390	Not Detected
Hexane	99	Not Detected	350	Not Detected
1,1-Dichloroethane	99	Not Detected	400	Not Detected
2-Butanone (Methyl Ethyl Ketone)	400	Not Detected	1200	Not Detected
cis-1,2-Dichloroethene	99	Not Detected	390	Not Detected
Tetrahydrofuran	99	Not Detected	290	Not Detected
Chloroform	99	40000	480	200000
1,1,1-Trichloroethane	99	Not Detected	540	Not Detected
Cyclohexane	99	Not Detected	340	Not Detected
Carbon Tetrachloride	99	Not Detected	620	Not Detected
2,2,4-Trimethylpentane	99	Not Detected	460	Not Detected
Benzene	99	Not Detected	320	Not Detected
1,2-Dichloroethane	99	Not Detected	400	Not Detected
Heptane	99	Not Detected	400	Not Detected
Trichloroethene	99	Not Detected	530	Not Detected
1,2-Dichloropropane	99	Not Detected	460	Not Detected
1,4-Dioxane	400	Not Detected	1400	Not Detected
Bromodichloromethane	99	Not Detected	660	Not Detected
cis-1,3-Dichloropropene	99	Not Detected	450	Not Detected
4-Methyl-2-pentanone	99	Not Detected	400	Not Detected
Toluene	99	Not Detected	370	Not Detected
trans-1,3-Dichloropropene	99	Not Detected	450	Not Detected
1,1,2-Trichloroethane	99	Not Detected	540	Not Detected
Tetrachloroethene	99	Not Detected	670	Not Detected
2-Hexanone	400	Not Detected	1600	Not Detected

eurofins | Air Toxics

Client Sample ID: IN BETWEEN

Lab ID#: 1304180-02A

EPA METHOD TO-15 GC/MS FULL SCAN

File Name:	**2041816**	**Date of Collection:**	**4/4/13 9:20:00 AM**
Dil. Factor:	**198**	**Date of Analysis:**	**4/19/13 03:38 PM**

Compound	Rpt. Limit (ppbv)	Amount (ppbv)	Rpt. Limit (ug/m3)	Amount (ug/m3)
Dibromochloromethane	99	Not Detected	840	Not Detected
1,2-Dibromoethane (EDB)	99	Not Detected	760	Not Detected
Chlorobenzene	99	Not Detected	460	Not Detected
Ethyl Benzene	99	Not Detected	430	Not Detected
m,p-Xylene	99	Not Detected	430	Not Detected
o-Xylene	99	Not Detected	430	Not Detected
Styrene	99	Not Detected	420	Not Detected
Bromoform	99	Not Detected	1000	Not Detected
Cumene	99	Not Detected	490	Not Detected
1,1,2,2-Tetrachloroethane	99	Not Detected	680	Not Detected
Propylbenzene	99	Not Detected	490	Not Detected
4-Ethyltoluene	99	Not Detected	490	Not Detected
1,3,5-Trimethylbenzene	99	Not Detected	490	Not Detected
1,2,4-Trimethylbenzene	99	Not Detected	490	Not Detected
1,3-Dichlorobenzene	99	Not Detected	600	Not Detected
1,4-Dichlorobenzene	99	Not Detected	600	Not Detected
alpha-Chlorotoluene	99	Not Detected	510	Not Detected
1,2-Dichlorobenzene	99	Not Detected	600	Not Detected
1,2,4-Trichlorobenzene	400	Not Detected	2900	Not Detected
Hexachlorobutadiene	400	Not Detected	4200	Not Detected

Container Type: 1 Liter Summa Canister

Surrogates	%Recovery	Method Limits
Toluene-d8	98	70-130
1,2-Dichloroethane-d4	97	70-130
4-Bromofluorobenzene	95	70-130

eurofins | Air Toxics

Client Sample ID: EXHAUST

Lab ID#: 1304180-03A

EPA METHOD TO-15 GC/MS FULL SCAN

File Name:	**2041815**	**Date of Collection:**	**4/4/13 9:30:00 AM**
Dil. Factor:	**5.14**	**Date of Analysis:**	**4/19/13 02:54 PM**

Compound	Rpt. Limit (ppbv)	Amount (ppbv)	Rpt. Limit (ug/m3)	Amount (ug/m3)
Freon 12	2.6	730	13	3600
Freon 114	2.6	Not Detected	18	Not Detected
Chloromethane	26	Not Detected	53	Not Detected
Vinyl Chloride	2.6	Not Detected	6.6	Not Detected
1,3-Butadiene	2.6	Not Detected	5.7	Not Detected
Bromomethane	26	Not Detected	100	Not Detected
Chloroethane	10	Not Detected	27	Not Detected
Freon 11	2.6	Not Detected	14	Not Detected
Ethanol	10	25	19	48
Freon 113	2.6	Not Detected	20	Not Detected
1,1-Dichloroethene	2.6	Not Detected	10	Not Detected
Acetone	26	Not Detected	61	Not Detected
2-Propanol	10	Not Detected	25	Not Detected
Carbon Disulfide	10	Not Detected	32	Not Detected
3-Chloropropene	10	Not Detected	32	Not Detected
Methylene Chloride	26	Not Detected	89	Not Detected
Methyl tert-butyl ether	2.6	Not Detected	9.3	Not Detected
trans-1,2-Dichloroethene	2.6	Not Detected	10	Not Detected
Hexane	2.6	Not Detected	9.0	Not Detected
1,1-Dichloroethane	2.6	Not Detected	10	Not Detected
2-Butanone (Methyl Ethyl Ketone)	10	Not Detected	30	Not Detected
cis-1,2-Dichloroethene	2.6	Not Detected	10	Not Detected
Tetrahydrofuran	2.6	3.9	7.6	11
Chloroform	2.6	8.7	12	42
1,1,1-Trichloroethane	2.6	Not Detected	14	Not Detected
Cyclohexane	2.6	Not Detected	8.8	Not Detected
Carbon Tetrachloride	2.6	Not Detected	16	Not Detected
2,2,4-Trimethylpentane	2.6	Not Detected	12	Not Detected
Benzene	2.6	Not Detected	8.2	Not Detected
1,2-Dichloroethane	2.6	Not Detected	10	Not Detected
Heptane	2.6	Not Detected	10	Not Detected
Trichloroethene	2.6	Not Detected	14	Not Detected
1,2-Dichloropropane	2.6	Not Detected	12	Not Detected
1,4-Dioxane	10	Not Detected	37	Not Detected
Bromodichloromethane	2.6	Not Detected	17	Not Detected
cis-1,3-Dichloropropene	2.6	Not Detected	12	Not Detected
4-Methyl-2-pentanone	2.6	Not Detected	10	Not Detected
Toluene	2.6	16	9.7	61
trans-1,3-Dichloropropene	2.6	Not Detected	12	Not Detected
1,1,2-Trichloroethane	2.6	Not Detected	14	Not Detected
Tetrachloroethene	2.6	Not Detected	17	Not Detected
2-Hexanone	10	Not Detected	42	Not Detected

eurofins | Air Toxics

Client Sample ID: EXHAUST

Lab ID#: 1304180-03A

EPA METHOD TO-15 GC/MS FULL SCAN

File Name:	**2041815**	**Date of Collection:**	**4/4/13 9:30:00 AM**
Dil. Factor:	**5.14**	**Date of Analysis:**	**4/19/13 02:54 PM**

Compound	Rpt. Limit (ppbv)	Amount (ppbv)	Rpt. Limit (ug/m3)	Amount (ug/m3)
Dibromochloromethane	2.6	Not Detected	22	Not Detected
1,2-Dibromoethane (EDB)	2.6	Not Detected	20	Not Detected
Chlorobenzene	2.6	Not Detected	12	Not Detected
Ethyl Benzene	2.6	Not Detected	11	Not Detected
m,p-Xylene	2.6	7.6	11	33
o-Xylene	2.6	3.2	11	14
Styrene	2.6	Not Detected	11	Not Detected
Bromoform	2.6	Not Detected	26	Not Detected
Cumene	2.6	Not Detected	13	Not Detected
1,1,2,2-Tetrachloroethane	2.6	Not Detected	18	Not Detected
Propylbenzene	2.6	Not Detected	13	Not Detected
4-Ethyltoluene	2.6	Not Detected	13	Not Detected
1,3,5-Trimethylbenzene	2.6	Not Detected	13	Not Detected
1,2,4-Trimethylbenzene	2.6	Not Detected	13	Not Detected
1,3-Dichlorobenzene	2.6	Not Detected	15	Not Detected
1,4-Dichlorobenzene	2.6	Not Detected	15	Not Detected
alpha-Chlorotoluene	2.6	Not Detected	13	Not Detected
1,2-Dichlorobenzene	2.6	Not Detected	15	Not Detected
1,2,4-Trichlorobenzene	10	Not Detected	76	Not Detected
Hexachlorobutadiene	10	Not Detected	110	Not Detected

Container Type: 1 Liter Summa Canister

Surrogates	%Recovery	Method Limits
Toluene-d8	99	70-130
1,2-Dichloroethane-d4	96	70-130
4-Bromofluorobenzene	98	70-130

eurofins | Air Toxics

Client Sample ID: Lab Blank

Lab ID#: 1304180-04A

EPA METHOD TO-15 GC/MS FULL SCAN

File Name:	**2041807**	**Date of Collection: NA**	
Dil. Factor:	**1.00**	**Date of Analysis: 4/18/13 09:54 PM**	

Compound	Rpt. Limit (ppbv)	Amount (ppbv)	Rpt. Limit (ug/m3)	Amount (ug/m3)
Freon 12	0.50	Not Detected	2.5	Not Detected
Freon 114	0.50	Not Detected	3.5	Not Detected
Chloromethane	5.0	Not Detected	10	Not Detected
Vinyl Chloride	0.50	Not Detected	1.3	Not Detected
1,3-Butadiene	0.50	Not Detected	1.1	Not Detected
Bromomethane	5.0	Not Detected	19	Not Detected
Chloroethane	2.0	Not Detected	5.3	Not Detected
Freon 11	0.50	Not Detected	2.8	Not Detected
Ethanol	2.0	Not Detected	3.8	Not Detected
Freon 113	0.50	Not Detected	3.8	Not Detected
1,1-Dichloroethene	0.50	Not Detected	2.0	Not Detected
Acetone	5.0	Not Detected	12	Not Detected
2-Propanol	2.0	Not Detected	4.9	Not Detected
Carbon Disulfide	2.0	Not Detected	6.2	Not Detected
3-Chloropropene	2.0	Not Detected	6.3	Not Detected
Methylene Chloride	5.0	Not Detected	17	Not Detected
Methyl tert-butyl ether	0.50	Not Detected	1.8	Not Detected
trans-1,2-Dichloroethene	0.50	Not Detected	2.0	Not Detected
Hexane	0.50	Not Detected	1.8	Not Detected
1,1-Dichloroethane	0.50	Not Detected	2.0	Not Detected
2-Butanone (Methyl Ethyl Ketone)	2.0	Not Detected	5.9	Not Detected
cis-1,2-Dichloroethene	0.50	Not Detected	2.0	Not Detected
Tetrahydrofuran	0.50	Not Detected	1.5	Not Detected
Chloroform	0.50	Not Detected	2.4	Not Detected
1,1,1-Trichloroethane	0.50	Not Detected	2.7	Not Detected
Cyclohexane	0.50	Not Detected	1.7	Not Detected
Carbon Tetrachloride	0.50	Not Detected	3.1	Not Detected
2,2,4-Trimethylpentane	0.50	Not Detected	2.3	Not Detected
Benzene	0.50	Not Detected	1.6	Not Detected
1,2-Dichloroethane	0.50	Not Detected	2.0	Not Detected
Heptane	0.50	Not Detected	2.0	Not Detected
Trichloroethene	0.50	Not Detected	2.7	Not Detected
1,2-Dichloropropane	0.50	Not Detected	2.3	Not Detected
1,4-Dioxane	2.0	Not Detected	7.2	Not Detected
Bromodichloromethane	0.50	Not Detected	3.4	Not Detected
cis-1,3-Dichloropropene	0.50	Not Detected	2.3	Not Detected
4-Methyl-2-pentanone	0.50	Not Detected	2.0	Not Detected
Toluene	0.50	Not Detected	1.9	Not Detected
trans-1,3-Dichloropropene	0.50	Not Detected	2.3	Not Detected
1,1,2-Trichloroethane	0.50	Not Detected	2.7	Not Detected
Tetrachloroethene	0.50	Not Detected	3.4	Not Detected
2-Hexanone	2.0	Not Detected	8.2	Not Detected

eurofins | Air Toxics

Client Sample ID: Lab Blank

Lab ID#: 1304180-04A

EPA METHOD TO-15 GC/MS FULL SCAN

File Name:	**2041807**	**Date of Collection: NA**	
Dil. Factor:	**1.00**	**Date of Analysis: 4/18/13 09:54 PM**	

Compound	Rpt. Limit (ppbv)	Amount (ppbv)	Rpt. Limit (ug/m3)	Amount (ug/m3)
Dibromochloromethane	0.50	Not Detected	4.2	Not Detected
1,2-Dibromoethane (EDB)	0.50	Not Detected	3.8	Not Detected
Chlorobenzene	0.50	Not Detected	2.3	Not Detected
Ethyl Benzene	0.50	Not Detected	2.2	Not Detected
m,p-Xylene	0.50	Not Detected	2.2	Not Detected
o-Xylene	0.50	Not Detected	2.2	Not Detected
Styrene	0.50	Not Detected	2.1	Not Detected
Bromoform	0.50	Not Detected	5.2	Not Detected
Cumene	0.50	Not Detected	2.4	Not Detected
1,1,2,2-Tetrachloroethane	0.50	Not Detected	3.4	Not Detected
Propylbenzene	0.50	Not Detected	2.4	Not Detected
4-Ethyltoluene	0.50	Not Detected	2.4	Not Detected
1,3,5-Trimethylbenzene	0.50	Not Detected	2.4	Not Detected
1,2,4-Trimethylbenzene	0.50	Not Detected	2.4	Not Detected
1,3-Dichlorobenzene	0.50	Not Detected	3.0	Not Detected
1,4-Dichlorobenzene	0.50	Not Detected	3.0	Not Detected
alpha-Chlorotoluene	0.50	Not Detected	2.6	Not Detected
1,2-Dichlorobenzene	0.50	Not Detected	3.0	Not Detected
1,2,4-Trichlorobenzene	2.0	Not Detected	15	Not Detected
Hexachlorobutadiene	2.0	Not Detected	21	Not Detected

Container Type: NA - Not Applicable

Surrogates	%Recovery	Method Limits
Toluene-d8	99	70-130
1,2-Dichloroethane-d4	97	70-130
4-Bromofluorobenzene	97	70-130

eurofins | Air Toxics

Client Sample ID: CCV

Lab ID#: 1304180-05A

EPA METHOD TO-15 GC/MS FULL SCAN

File Name:	**2041803**	**Date of Collection: NA**	
Dil. Factor:	**1.00**	**Date of Analysis: 4/18/13 06:21 PM**	

Compound	**%Recovery**
Freon 12	87
Freon 114	91
Chloromethane	86
Vinyl Chloride	93
1,3-Butadiene	96
Bromomethane	120
Chloroethane	93
Freon 11	86
Ethanol	110
Freon 113	94
1,1-Dichloroethene	96
Acetone	96
2-Propanol	96
Carbon Disulfide	84
3-Chloropropene	97
Methylene Chloride	90
Methyl tert-butyl ether	96
trans-1,2-Dichloroethene	97
Hexane	98
1,1-Dichloroethane	93
2-Butanone (Methyl Ethyl Ketone)	104
cis-1,2-Dichloroethene	95
Tetrahydrofuran	95
Chloroform	89
1,1,1-Trichloroethane	93
Cyclohexane	100
Carbon Tetrachloride	95
2,2,4-Trimethylpentane	91
Benzene	97
1,2-Dichloroethane	88
Heptane	100
Trichloroethene	97
1,2-Dichloropropane	97
1,4-Dioxane	99
Bromodichloromethane	95
cis-1,3-Dichloropropene	103
4-Methyl-2-pentanone	98
Toluene	93
trans-1,3-Dichloropropene	108
1,1,2-Trichloroethane	95
Tetrachloroethene	97
2-Hexanone	107

eurofins | Air Toxics

Client Sample ID: CCV

Lab ID#: 1304180-05A

EPA METHOD TO-15 GC/MS FULL SCAN

File Name:	**2041803**	**Date of Collection: NA**	
Dil. Factor:	**1.00**	**Date of Analysis: 4/18/13 06:21 PM**	

Compound	**%Recovery**
Dibromochloromethane	98
1,2-Dibromoethane (EDB)	100
Chlorobenzene	92
Ethyl Benzene	100
m,p-Xylene	101
o-Xylene	98
Styrene	100
Bromoform	100
Cumene	92
1,1,2,2-Tetrachloroethane	90
Propylbenzene	97
4-Ethyltoluene	98
1,3,5-Trimethylbenzene	99
1,2,4-Trimethylbenzene	107
1,3-Dichlorobenzene	94
1,4-Dichlorobenzene	88
alpha-Chlorotoluene	100
1,2-Dichlorobenzene	90
1,2,4-Trichlorobenzene	91
Hexachlorobutadiene	89

Container Type: NA - Not Applicable

Surrogates	**%Recovery**	**Method Limits**
Toluene-d8	100	70-130
1,2-Dichloroethane-d4	89	70-130
4-Bromofluorobenzene	100	70-130

eurofins | Air Toxics

Client Sample ID: LCS

Lab ID#: 1304180-06A

EPA METHOD TO-15 GC/MS FULL SCAN

File Name:	**2041804**	**Date of Collection: NA**	
Dil. Factor:	**1.00**	**Date of Analysis: 4/18/13 07:08 PM**	

Compound	**%Recovery**
Freon 12	91
Freon 114	95
Chloromethane	91
Vinyl Chloride	98
1,3-Butadiene	99
Bromomethane	124
Chloroethane	99
Freon 11	90
Ethanol	115
Freon 113	97
1,1-Dichloroethene	105
Acetone	96
2-Propanol	104
Carbon Disulfide	106
3-Chloropropene	112
Methylene Chloride	93
Methyl tert-butyl ether	102
trans-1,2-Dichloroethene	112
Hexane	97
1,1-Dichloroethane	96
2-Butanone (Methyl Ethyl Ketone)	111
cis-1,2-Dichloroethene	98
Tetrahydrofuran	97
Chloroform	94
1,1,1-Trichloroethane	97
Cyclohexane	104
Carbon Tetrachloride	101
2,2,4-Trimethylpentane	92
Benzene	102
1,2-Dichloroethane	92
Heptane	102
Trichloroethene	105
1,2-Dichloropropane	100
1,4-Dioxane	102
Bromodichloromethane	99
cis-1,3-Dichloropropene	108
4-Methyl-2-pentanone	104
Toluene	95
trans-1,3-Dichloropropene	114
1,1,2-Trichloroethane	100
Tetrachloroethene	102
2-Hexanone	119

eurofins | Air Toxics

Client Sample ID: LCS

Lab ID#: 1304180-06A

EPA METHOD TO-15 GC/MS FULL SCAN

File Name:	**2041804**	**Date of Collection: NA**	
Dil. Factor:	**1.00**	**Date of Analysis: 4/18/13 07:08 PM**	

Compound	**%Recovery**
Dibromochloromethane	104
1,2-Dibromoethane (EDB)	105
Chlorobenzene	97
Ethyl Benzene	101
m,p-Xylene	104
o-Xylene	103
Styrene	112
Bromoform	101
Cumene	99
1,1,2,2-Tetrachloroethane	91
Propylbenzene	107
4-Ethyltoluene	102
1,3,5-Trimethylbenzene	107
1,2,4-Trimethylbenzene	114
1,3-Dichlorobenzene	101
1,4-Dichlorobenzene	93
alpha-Chlorotoluene	103
1,2-Dichlorobenzene	95
1,2,4-Trichlorobenzene	96
Hexachlorobutadiene	91

Container Type: NA - Not Applicable

Surrogates	**%Recovery**	**Method Limits**
Toluene-d8	98	70-130
1,2-Dichloroethane-d4	87	70-130
4-Bromofluorobenzene	100	70-130

eurofins | Air Toxics

Client Sample ID: LCSD

Lab ID#: 1304180-06AA

EPA METHOD TO-15 GC/MS FULL SCAN

File Name:	**2041805**	**Date of Collection: NA**	
Dil. Factor:	**1.00**	**Date of Analysis: 4/18/13 07:49 PM**	

Compound	**%Recovery**
Freon 12	93
Freon 114	96
Chloromethane	93
Vinyl Chloride	99
1,3-Butadiene	104
Bromomethane	129
Chloroethane	102
Freon 11	92
Ethanol	122
Freon 113	100
1,1-Dichloroethene	110
Acetone	96
2-Propanol	108
Carbon Disulfide	109
3-Chloropropene	117
Methylene Chloride	95
Methyl tert-butyl ether	104
trans-1,2-Dichloroethene	116
Hexane	95
1,1-Dichloroethane	98
2-Butanone (Methyl Ethyl Ketone)	111
cis-1,2-Dichloroethene	100
Tetrahydrofuran	94
Chloroform	92
1,1,1-Trichloroethane	94
Cyclohexane	98
Carbon Tetrachloride	100
2,2,4-Trimethylpentane	88
Benzene	100
1,2-Dichloroethane	94
Heptane	101
Trichloroethene	104
1,2-Dichloropropane	98
1,4-Dioxane	104
Bromodichloromethane	100
cis-1,3-Dichloropropene	108
4-Methyl-2-pentanone	104
Toluene	96
trans-1,3-Dichloropropene	112
1,1,2-Trichloroethane	98
Tetrachloroethene	99
2-Hexanone	116

eurofins | Air Toxics

Client Sample ID: LCSD

Lab ID#: 1304180-06AA

EPA METHOD TO-15 GC/MS FULL SCAN

File Name:	**2041805**	**Date of Collection: NA**	
Dil. Factor:	**1.00**	**Date of Analysis: 4/18/13 07:49 PM**	

Compound	**%Recovery**
Dibromochloromethane	102
1,2-Dibromoethane (EDB)	104
Chlorobenzene	96
Ethyl Benzene	106
m,p-Xylene	106
o-Xylene	105
Styrene	112
Bromoform	103
Cumene	100
1,1,2,2-Tetrachloroethane	96
Propylbenzene	106
4-Ethyltoluene	99
1,3,5-Trimethylbenzene	104
1,2,4-Trimethylbenzene	108
1,3-Dichlorobenzene	101
1,4-Dichlorobenzene	94
alpha-Chlorotoluene	107
1,2-Dichlorobenzene	96
1,2,4-Trichlorobenzene	93
Hexachlorobutadiene	93

Container Type: NA - Not Applicable

Surrogates	**%Recovery**	**Method Limits**
Toluene-d8	101	70-130
1,2-Dichloroethane-d4	87	70-130
4-Bromofluorobenzene	103	70-130

13D0243

Air Toxics LTD.

CHAIN-OF-CUSTODY RECORD

Sample Transportation Notice
Relinquishing signature on this document indicates that sample is being shipped in compliance with all applicable local, State, Federal, national, and international laws, regulations and ordinances of any kind. Air Toxics Limited assumes no liability with respect to the collection, handling or shipping of these samples. Relinquishing signature also indicates agreement to hold harmless, defend, and indemnify Air Toxics Limited against any claim, demand, or action, of any kind, related to the collection, handling, or shipping of samples. D.O.T. Hotline (800) 467-4922

180 BLUE RAVINE ROAD, SUITE B
FOLSOM, CA 95630-4719
(916) 985-1000 FAX (916) 985-1020

Page 1 of 1

Project Manager LLOYD WUNDROCK

Collected by: (Print and Sign)

Company UofA Email

Address City State Zip

Phone Fax

Project Info:
P.O. #
Project #
Project Name

Turn Around Time:
☒ Normal
☐ Rush
specify

Lab Use Only
Pressurized by:
Date:
Pressurization Gas: N_2 He

Lab I.D.	Field Sample I.D. (Location)	Can #	Date of Collection	Time of Collection	Analyses Requested	Canister Pressure/Vacuum Initial	Final	Receipt	Final (psi)
01A	INLET	35595 5800	04-04-13	0910 hrs		-28" Hg	-3" Hg		
02A	IN BETWEEN	11829 0590	"	0920 hrs		-28" Hg	-3" Hg		
03A	EXHAUST	36411 3883	"	0930 hrs		-27" Hg	-3" Hg		

Relinquished by: (signature)	Date/Time	Received by: (signature)	Date/Time
[signature]	04-04-13 11:33	[signature]	4/4/13 1133
Relinquished by: (signature)	Date/Time	Received by: (signature)	Date/Time 0920 4/8/13
Relinquished by: (signature)	Date/Time	Received by: (signature)	Date/Time

Notes: 25.5°C @ Turner Labs

Lab Use Only	Shipper Name	Air Bill #	Temp (°C)	Condition	Custody Seals Intact?	Work Order #
	FedEx		N/A	Good	Yes No None	1304180

Form 1293 rev.1

SUBCONTRACT ORDER

Turner Laboratories, Inc.

13D0243

SENDING LABORATORY:

Turner Laboratories, Inc.
2445 N. Coyote Drive, Ste #104
Tucson, AZ 85745
Phone: 520.882.5880
Fax: 520.882.9788
Project Manager: Terri Garcia

RECEIVING LABORATORY:

Air Toxics Ltd.
180 Blue Ravine Rd., Suite B
Folsom, CA 95630
Phone :(800) 985-5955
Fax:

Analysis	Expires	Comments
Sample ID: 13D0243-01 Air and Emissior Sampled:04/04/2013 09:10		
TO15Mod	04/11/2013 09:10	
TO15	04/11/2013 09:10	
Containers Supplied:		
Other (A)		
Sample ID: 13D0243-02 Air and Emissior Sampled:04/04/2013 09:20		
TO15Mod	04/11/2013 09:20	
TO15	04/11/2013 09:20	
Containers Supplied:		
Other (A)		
Sample ID: 13D0243-03 Air and Emissior Sampled:04/04/2013 09:30		
TO15Mod	04/11/2013 09:30	
TO15	04/11/2013 09:30	
Containers Supplied:		
Other (A)		

37374 Not used ordered as a back up

FedEX

Released By	Date	Received By	Date
[signature]	4-4-13 14:30	[signature]	4/8/13 0920 ATL

Page 1 of 1

Attachment 4 – Laboratory Reports for May 2013 SVE Process Samples (CD only)

ORGANIC DATA ASSESSMENT SUMMARY

Project Information			
Project Name:	PTRL	Lab Name:	Air Toxics
Project Number:	1420112030	Lab Report Number:	13E0108
Reviewer's Signature:	Crystal Neirby	Number of Samples:	3 primary
Review Date:	6/24/2013	Matrix:	Air

Assessment Summary

Using the codes O, M, Z, and X described below, complete the table for a single quality control batch or sample delivery group. Identify comments by means of a footnote, e.g. M(2), describe in the space provided.

Method Name:	VOCs			
Method Number:	TO-15			
1. Preservation/hold times	O			
2. Blanks	O			
3. Surrogates	O			
4. Matrix spike/dup	NA			
5. Lab QC samples	X			
6. Overall assessment	O			

Assessment Codes:

O = No quality controls (QC) problems were identified for these criteria.

M = The results are qualified due to QC problems. The quantitative results will be qualified with a QC flag indicating that the results are estimated due to error greater than specified in the method.

Z = The results are unacceptable due to gross QC problems. The results will be qualified as rejected (R).

X = QC problems were identified, but they do not affect the results, or the reviewer is not certain of the effect on the results; or supporting documentation or data is not present in the laboratory data package.

NA = Not applicable

Assessment Code	Description	Action Required
X	The recovery of bromomethane in the LCS and LCSD were 138 and 133 percent,	Bromomethane was not detected in the associated samples, therefore, results are not

Assessment Code	Description	Action Required
	greater than the associated control limits.	affected and are not qualified.

May 21, 2013

Lloyd Wundrock
University of Arizona- Risk Management Services
PO Box 210300, RM A414
Tucson, AZ 85721

TEL (520) 621-1590
FAX (520) 621-3706

Work Order No.: 13E0108

RE: Page Ranch - SVE Carbon Vapor

Dear Lloyd Wundrock,

Turner Laboratories, Inc. received 3 sample(s) on 05/03/2013 for the analyses presented in the following report.

All results are intended to be considered in their entirety, and Turner Laboratories, Inc. is not responsible for use of less than the complete report. Results apply only to the samples analyzed. Samples will be disposed of 30 days after issue of our report unless special arrangements are made.

The pages that follow may contain sensitive, privileged or confidential information intended solely for the addressee named above. If you receive this message and are not the agent or employee of the addressee, this communication has been sent in error. Please do not disseminate or copy any of the attached and notify the sender immediately by telephone. Please also return the attached sheet(s) to the sender by mail.

Please call if you have any questions.

Respectfully submitted,

Turner Laboratories, Inc.
ADHS License AZ0066

Terri L. Garcia

Terri Garcia
Technical Director

Client: University of Arizona- Risk Management Servic
Project: Page Ranch - SVE Carbon Vapor
Work Order: 13E0108
Date Received: 05/03/2013

Work Order Sample Summary

Lab Sample ID	Client Sample ID	Matrix	Collection Date/Time
13E0108-01	Inlet 3531/37410	Air and Emissions	05/03/2013 0925
13E0108-02	In Between 3897/36443	Air and Emissions	05/03/2013 0930
13E0108-03	Exhaust 2617/24397	Air and Emissions	05/03/2013 0935

Client: University of Arizona- Risk Management Services
Project: Page Ranch - SVE Carbon Vapor
Work Order: 13E0108
Date Received: 05/03/2013

Case Narrative

The TO-15 analyses were performed by Air Toxics, LTD. in Folsom, CA.

13E0108

Air Toxics LTD.

CHAIN-OF-CUSTODY RECORD

Sample Transportation Notice
Relinquishing signature on this document indicates that sample is being shipped in compliance with all applicable local, State, Federal, national, and international laws, regulations and ordinances of any kind. Air Toxics Limited assumes no liability with respect to the collection, handling or shipping of these samples. Relinquishing signature also indicates agreement to hold harmless, defend, and indemnify Air Toxics Limited against any claim, demand, or action, of any kind, related to the collection, handling, or shipping of samples. D.O.T. Hotline (800) 467-4922

180 BLUE RAVINE ROAD, SUITE B
FOLSOM, CA 95630-4719
(916) 985-1000 FAX (916) 985-1020

Page 1 of 1

Project Manager LLOYD M. WUNDROCK
Collected by: (Print and Sign) L M Wundrock
Company UofA Email
Address City TUCSON State AZ Zip
Phone 520 349-1001 Fax

Project Info:
P.O. #
Project # PTRL SVE
Project Name CARBON VAPOR

Turn Around Time:
☒ Normal
☐ Rush
specify

Lab Use Only
Pressurized by:
Date:
Pressurization Gas: N_2 He

Lab I.D.	Field Sample I.D. (Location)	Can #	Date of Collection	Time of Collection	Analyses Requested	Canister Pressure/Vacuum Initial	Final	Receipt	Final (psi)
	INLET	3531	05/03/2013	0925		-28" Hg	-3" Hg		
		37410							-3" Hg
	IN BETWEEN	3897	"	0930		-26" Hg	-8" Hg		
		36443							
	EXHAUST	2617	"	0935		-25" Hg	-5" Hg		
		24397							

Relinquished by: (signature)	Date/Time	Received by: (signature)	Date/Time
L M Wundrock	05/03/2013 11:46hrs	[signature]	5-3-13 11:46
Relinquished by: (signature)	Date/Time	Received by: (signature)	Date/Time
Relinquished by: (signature)	Date/Time	Received by: (signature)	Date/Time

Notes: Temp. 25.4

Lab Use Only	Shipper Name	Air Bill #	Temp (°C)	Condition	Custody Seals Intact?	Work Order #
					Yes No None	

Form 1293 rev.11

eurofins | Air Toxics

5/17/2013
Ms. Nancy Turner
Turner Laboratories, Inc.
2445 North Coyote Drive
Suite 104
Tucson AZ 85745

Project Name: 13E0108
Project #:
Workorder #: 1305090

Dear Ms. Nancy Turner

The following report includes the data for the above referenced project for sample(s) received on 5/6/2013 at Air Toxics Ltd.

The data and associated QC analyzed by Modified TO-15 are compliant with the project requirements or laboratory criteria with the exception of the deviations noted in the attached case narrative.

Thank you for choosing Air Toxics Ltd. for your air analysis needs. Air Toxics Ltd. is committed to providing accurate data of the highest quality. Please feel free to contact the Project Manager: Maria Barajas at 916-985-1000 if you have any questions regarding the data in this report.

Regards,

Maria Barajas

Maria Barajas

Project Manager

eurofins | Air Toxics

WORK ORDER #: 1305090

Work Order Summary

CLIENT:	Ms. Nancy Turner Turner Laboratories, Inc. 2445 North Coyote Drive Suite 104 Tucson, AZ 85745	**BILL TO:**	Ms. Nancy Turner Turner Laboratories, Inc. 2445 North Coyote Drive Suite 104 Tucson, AZ 85745
PHONE:	520-882-5880	**P.O. #**	
FAX:	520-882-9788	**PROJECT #**	13E0108
DATE RECEIVED:	05/06/2013	**CONTACT:**	Maria Barajas
DATE COMPLETED:	05/17/2013		

FRACTION #	NAME	TEST	RECEIPT VAC./PRES.	FINAL PRESSURE
01A	13E0108-01	Modified TO-15	5.3 "Hg	15.1 psi
02A	13E0108-02	Modified TO-15	6.7 "Hg	15.2 psi
03A	13E0108-03	Modified TO-15	3.7 "Hg	14.5 psi
04A	Lab Blank	Modified TO-15	NA	NA
05A	CCV	Modified TO-15	NA	NA
06A	LCS	Modified TO-15	NA	NA
06AA	LCSD	Modified TO-15	NA	NA

CERTIFIED BY: Heidi Mayo DATE: 05/17/13

Technical Director

Certification numbers: AZ Licensure AZ0775, CA NELAP - 12282CA, NY NELAP - 11291,
TX NELAP - T104704434-12-4, UT NELAP CA009332012-3, WA NELAP - C935
Name of Accrediting Agency: NELAP/ORELAP (Oregon Environmental Laboratory Accreditation Program)
Accreditation number: CA300005, Effective date: 10/18/2012, Expiration date: 10/17/2013.
Eurofins Air Toxics Ltd. certifies that the test results contained in this report meet all requirements of the NELAC standards

This report shall not be reproduced, except in full, without the written approval of Eurofins Air Toxics, Inc.

180 BLUE RAVINE ROAD, SUITE B FOLSOM, CA - 9563
(916) 985-1000 . (800) 985-5955 . FAX (916) 985-1020

LABORATORY NARRATIVE
EPA Method TO-15
Turner Laboratories, Inc.
Workorder# 1305090

Three 1 Liter Summa Canister samples were received on May 06, 2013. The laboratory performed analysis via EPA Method TO-15 using GC/MS in the full scan mode.

This workorder was independently validated prior to submittal using 'USEPA National Functional Guidelines' as generally applied to the analysis of volatile organic compounds in air. A rules-based, logic driven, independent validation engine was employed to assess completeness, evaluate pass/fail of relevant project quality control requirements and verification of all quantified amounts.

Receiving Notes

There were no receiving discrepancies.

Analytical Notes

Dilution was performed on all of the samples due to the presence of high level target species.

All Quality Control Limit exceedances and affected sample results are noted by flags. Each flag is defined at the bottom of this Case Narrative and on each Sample Result Summary page.

Definition of Data Qualifying Flags

Eight qualifiers may have been used on the data analysis sheets and indicates as follows:

B - Compound present in laboratory blank greater than reporting limit (background subtraction not performed).

J - Estimated value.

E - Exceeds instrument calibration range.

S - Saturated peak.

Q - Exceeds quality control limits.

U - Compound analyzed for but not detected above the reporting limit, LOD, or MDL value. See data page for project specific U-flag definition.

UJ- Non-detected compound associated with low bias in the CCV

N - The identification is based on presumptive evidence.

File extensions may have been used on the data analysis sheets and indicates as follows:

a-File was requantified

b-File was quantified by a second column and detector

r1-File was requantified for the purpose of reissue

eurofins | Air Toxics

Summary of Detected Compounds
EPA METHOD TO-15 GC/MS FULL SCAN

Client Sample ID: 13E0108-01

Lab ID#: 1305090-01A

Compound	Rpt. Limit (ppbv)	Amount (ppbv)	Rpt. Limit (ug/m3)	Amount (ug/m3)
Freon 12	250	810	1200	4000
Freon 11	250	26000	1400	150000
Freon 113	250	1800	1900	14000
Chloroform	250	85000	1200	410000
Carbon Tetrachloride	250	2000	1500	12000
1,2-Dichloroethane	250	1200	1000	5100
Trichloroethene	250	1800	1300	9600
Tetrachloroethene	250	520	1700	3500

Client Sample ID: 13E0108-02

Lab ID#: 1305090-02A

Compound	Rpt. Limit (ppbv)	Amount (ppbv)	Rpt. Limit (ug/m3)	Amount (ug/m3)
Freon 12	66	630	320	3100
Freon 11	66	17000	370	95000
Freon 113	66	360	500	2700
Chloroform	66	23000	320	110000

Client Sample ID: 13E0108-03

Lab ID#: 1305090-03A

Compound	Rpt. Limit (ppbv)	Amount (ppbv)	Rpt. Limit (ug/m3)	Amount (ug/m3)
Freon 12	2.8	660	14	3300
m,p-Xylene	2.8	3.9	12	17

eurofins | Air Toxics

Client Sample ID: 13E0108-01

Lab ID#: 1305090-01A

EPA METHOD TO-15 GC/MS FULL SCAN

File Name:	**2050820**	**Date of Collection:**	**5/3/13 9:25:00 AM**
Dil. Factor:	**492**	**Date of Analysis:**	**5/8/13 11:04 PM**

Compound	Rpt. Limit (ppbv)	Amount (ppbv)	Rpt. Limit (ug/m3)	Amount (ug/m3)
Freon 12	250	810	1200	4000
Freon 114	250	Not Detected	1700	Not Detected
Chloromethane	2500	Not Detected	5100	Not Detected
Vinyl Chloride	250	Not Detected	630	Not Detected
1,3-Butadiene	250	Not Detected	540	Not Detected
Bromomethane	2500	Not Detected	9600	Not Detected
Chloroethane	980	Not Detected	2600	Not Detected
Freon 11	250	26000	1400	150000
Ethanol	980	Not Detected	1800	Not Detected
Freon 113	250	1800	1900	14000
1,1-Dichloroethene	250	Not Detected	980	Not Detected
Acetone	2500	Not Detected	5800	Not Detected
2-Propanol	980	Not Detected	2400	Not Detected
Carbon Disulfide	980	Not Detected	3100	Not Detected
3-Chloropropene	980	Not Detected	3100	Not Detected
Methylene Chloride	2500	Not Detected	8500	Not Detected
Methyl tert-butyl ether	250	Not Detected	890	Not Detected
trans-1,2-Dichloroethene	250	Not Detected	980	Not Detected
Hexane	250	Not Detected	870	Not Detected
1,1-Dichloroethane	250	Not Detected	1000	Not Detected
2-Butanone (Methyl Ethyl Ketone)	980	Not Detected	2900	Not Detected
cis-1,2-Dichloroethene	250	Not Detected	980	Not Detected
Tetrahydrofuran	250	Not Detected	720	Not Detected
Chloroform	250	85000	1200	410000
1,1,1-Trichloroethane	250	Not Detected	1300	Not Detected
Cyclohexane	250	Not Detected	850	Not Detected
Carbon Tetrachloride	250	2000	1500	12000
2,2,4-Trimethylpentane	250	Not Detected	1100	Not Detected
Benzene	250	Not Detected	780	Not Detected
1,2-Dichloroethane	250	1200	1000	5100
Heptane	250	Not Detected	1000	Not Detected
Trichloroethene	250	1800	1300	9600
1,2-Dichloropropane	250	Not Detected	1100	Not Detected
1,4-Dioxane	980	Not Detected	3500	Not Detected
Bromodichloromethane	250	Not Detected	1600	Not Detected
cis-1,3-Dichloropropene	250	Not Detected	1100	Not Detected
4-Methyl-2-pentanone	250	Not Detected	1000	Not Detected
Toluene	250	Not Detected	930	Not Detected
trans-1,3-Dichloropropene	250	Not Detected	1100	Not Detected
1,1,2-Trichloroethane	250	Not Detected	1300	Not Detected
Tetrachloroethene	250	520	1700	3500
2-Hexanone	980	Not Detected	4000	Not Detected

eurofins | Air Toxics

Client Sample ID: 13E0108-01

Lab ID#: 1305090-01A

EPA METHOD TO-15 GC/MS FULL SCAN

File Name:	**2050820**	**Date of Collection:**	**5/3/13 9:25:00 AM**
Dil. Factor:	**492**	**Date of Analysis:**	**5/8/13 11:04 PM**

Compound	Rpt. Limit (ppbv)	Amount (ppbv)	Rpt. Limit (ug/m3)	Amount (ug/m3)
Dibromochloromethane	250	Not Detected	2100	Not Detected
1,2-Dibromoethane (EDB)	250	Not Detected	1900	Not Detected
Chlorobenzene	250	Not Detected	1100	Not Detected
Ethyl Benzene	250	Not Detected	1100	Not Detected
m,p-Xylene	250	Not Detected	1100	Not Detected
o-Xylene	250	Not Detected	1100	Not Detected
Styrene	250	Not Detected	1000	Not Detected
Bromoform	250	Not Detected	2500	Not Detected
Cumene	250	Not Detected	1200	Not Detected
1,1,2,2-Tetrachloroethane	250	Not Detected	1700	Not Detected
Propylbenzene	250	Not Detected	1200	Not Detected
4-Ethyltoluene	250	Not Detected	1200	Not Detected
1,3,5-Trimethylbenzene	250	Not Detected	1200	Not Detected
1,2,4-Trimethylbenzene	250	Not Detected	1200	Not Detected
1,3-Dichlorobenzene	250	Not Detected	1500	Not Detected
1,4-Dichlorobenzene	250	Not Detected	1500	Not Detected
alpha-Chlorotoluene	250	Not Detected	1300	Not Detected
1,2-Dichlorobenzene	250	Not Detected	1500	Not Detected
1,2,4-Trichlorobenzene	980	Not Detected	7300	Not Detected
Hexachlorobutadiene	980	Not Detected	10000	Not Detected

Container Type: 1 Liter Summa Canister

Surrogates	%Recovery	Method Limits
Toluene-d8	97	70-130
1,2-Dichloroethane-d4	89	70-130
4-Bromofluorobenzene	98	70-130

eurofins | Air Toxics

Client Sample ID: 13E0108-02

Lab ID#: 1305090-02A

EPA METHOD TO-15 GC/MS FULL SCAN

File Name:	**2050819**	**Date of Collection:**	**5/3/13 9:30:00 AM**
Dil. Factor:	**131**	**Date of Analysis:**	**5/8/13 10:20 PM**

Compound	Rpt. Limit (ppbv)	Amount (ppbv)	Rpt. Limit (ug/m3)	Amount (ug/m3)
Freon 12	66	630	320	3100
Freon 114	66	Not Detected	460	Not Detected
Chloromethane	660	Not Detected	1400	Not Detected
Vinyl Chloride	66	Not Detected	170	Not Detected
1,3-Butadiene	66	Not Detected	140	Not Detected
Bromomethane	660	Not Detected	2500	Not Detected
Chloroethane	260	Not Detected	690	Not Detected
Freon 11	66	17000	370	95000
Ethanol	260	Not Detected	490	Not Detected
Freon 113	66	360	500	2700
1,1-Dichloroethene	66	Not Detected	260	Not Detected
Acetone	660	Not Detected	1600	Not Detected
2-Propanol	260	Not Detected	640	Not Detected
Carbon Disulfide	260	Not Detected	820	Not Detected
3-Chloropropene	260	Not Detected	820	Not Detected
Methylene Chloride	660	Not Detected	2300	Not Detected
Methyl tert-butyl ether	66	Not Detected	240	Not Detected
trans-1,2-Dichloroethene	66	Not Detected	260	Not Detected
Hexane	66	Not Detected	230	Not Detected
1,1-Dichloroethane	66	Not Detected	260	Not Detected
2-Butanone (Methyl Ethyl Ketone)	260	Not Detected	770	Not Detected
cis-1,2-Dichloroethene	66	Not Detected	260	Not Detected
Tetrahydrofuran	66	Not Detected	190	Not Detected
Chloroform	66	23000	320	110000
1,1,1-Trichloroethane	66	Not Detected	360	Not Detected
Cyclohexane	66	Not Detected	220	Not Detected
Carbon Tetrachloride	66	Not Detected	410	Not Detected
2,2,4-Trimethylpentane	66	Not Detected	300	Not Detected
Benzene	66	Not Detected	210	Not Detected
1,2-Dichloroethane	66	Not Detected	260	Not Detected
Heptane	66	Not Detected	270	Not Detected
Trichloroethene	66	Not Detected	350	Not Detected
1,2-Dichloropropane	66	Not Detected	300	Not Detected
1,4-Dioxane	260	Not Detected	940	Not Detected
Bromodichloromethane	66	Not Detected	440	Not Detected
cis-1,3-Dichloropropene	66	Not Detected	300	Not Detected
4-Methyl-2-pentanone	66	Not Detected	270	Not Detected
Toluene	66	Not Detected	250	Not Detected
trans-1,3-Dichloropropene	66	Not Detected	300	Not Detected
1,1,2-Trichloroethane	66	Not Detected	360	Not Detected
Tetrachloroethene	66	Not Detected	440	Not Detected
2-Hexanone	260	Not Detected	1100	Not Detected

eurofins | Air Toxics

Client Sample ID: 13E0108-02

Lab ID#: 1305090-02A

EPA METHOD TO-15 GC/MS FULL SCAN

File Name:	**2050819**	**Date of Collection:**	**5/3/13 9:30:00 AM**
Dil. Factor:	**131**	**Date of Analysis:**	**5/8/13 10:20 PM**

Compound	Rpt. Limit (ppbv)	Amount (ppbv)	Rpt. Limit (ug/m3)	Amount (ug/m3)
Dibromochloromethane	66	Not Detected	560	Not Detected
1,2-Dibromoethane (EDB)	66	Not Detected	500	Not Detected
Chlorobenzene	66	Not Detected	300	Not Detected
Ethyl Benzene	66	Not Detected	280	Not Detected
m,p-Xylene	66	Not Detected	280	Not Detected
o-Xylene	66	Not Detected	280	Not Detected
Styrene	66	Not Detected	280	Not Detected
Bromoform	66	Not Detected	680	Not Detected
Cumene	66	Not Detected	320	Not Detected
1,1,2,2-Tetrachloroethane	66	Not Detected	450	Not Detected
Propylbenzene	66	Not Detected	320	Not Detected
4-Ethyltoluene	66	Not Detected	320	Not Detected
1,3,5-Trimethylbenzene	66	Not Detected	320	Not Detected
1,2,4-Trimethylbenzene	66	Not Detected	320	Not Detected
1,3-Dichlorobenzene	66	Not Detected	390	Not Detected
1,4-Dichlorobenzene	66	Not Detected	390	Not Detected
alpha-Chlorotoluene	66	Not Detected	340	Not Detected
1,2-Dichlorobenzene	66	Not Detected	390	Not Detected
1,2,4-Trichlorobenzene	260	Not Detected	1900	Not Detected
Hexachlorobutadiene	260	Not Detected	2800	Not Detected

Container Type: 1 Liter Summa Canister

Surrogates	%Recovery	Method Limits
Toluene-d8	97	70-130
1,2-Dichloroethane-d4	92	70-130
4-Bromofluorobenzene	100	70-130

eurofins | Air Toxics

Client Sample ID: 13E0108-03

Lab ID#: 1305090-03A

EPA METHOD TO-15 GC/MS FULL SCAN

File Name:	**2050818**	**Date of Collection:**	**5/3/13 9:35:00 AM**
Dil. Factor:	**5.65**	**Date of Analysis:**	**5/8/13 09:34 PM**

Compound	Rpt. Limit (ppbv)	Amount (ppbv)	Rpt. Limit (ug/m3)	Amount (ug/m3)
Freon 12	2.8	660	14	3300
Freon 114	2.8	Not Detected	20	Not Detected
Chloromethane	28	Not Detected	58	Not Detected
Vinyl Chloride	2.8	Not Detected	7.2	Not Detected
1,3-Butadiene	2.8	Not Detected	6.2	Not Detected
Bromomethane	28	Not Detected	110	Not Detected
Chloroethane	11	Not Detected	30	Not Detected
Freon 11	2.8	Not Detected	16	Not Detected
Ethanol	11	Not Detected	21	Not Detected
Freon 113	2.8	Not Detected	22	Not Detected
1,1-Dichloroethene	2.8	Not Detected	11	Not Detected
Acetone	28	Not Detected	67	Not Detected
2-Propanol	11	Not Detected	28	Not Detected
Carbon Disulfide	11	Not Detected	35	Not Detected
3-Chloropropene	11	Not Detected	35	Not Detected
Methylene Chloride	28	Not Detected	98	Not Detected
Methyl tert-butyl ether	2.8	Not Detected	10	Not Detected
trans-1,2-Dichloroethene	2.8	Not Detected	11	Not Detected
Hexane	2.8	Not Detected	10	Not Detected
1,1-Dichloroethane	2.8	Not Detected	11	Not Detected
2-Butanone (Methyl Ethyl Ketone)	11	Not Detected	33	Not Detected
cis-1,2-Dichloroethene	2.8	Not Detected	11	Not Detected
Tetrahydrofuran	2.8	Not Detected	8.3	Not Detected
Chloroform	2.8	Not Detected	14	Not Detected
1,1,1-Trichloroethane	2.8	Not Detected	15	Not Detected
Cyclohexane	2.8	Not Detected	9.7	Not Detected
Carbon Tetrachloride	2.8	Not Detected	18	Not Detected
2,2,4-Trimethylpentane	2.8	Not Detected	13	Not Detected
Benzene	2.8	Not Detected	9.0	Not Detected
1,2-Dichloroethane	2.8	Not Detected	11	Not Detected
Heptane	2.8	Not Detected	12	Not Detected
Trichloroethene	2.8	Not Detected	15	Not Detected
1,2-Dichloropropane	2.8	Not Detected	13	Not Detected
1,4-Dioxane	11	Not Detected	41	Not Detected
Bromodichloromethane	2.8	Not Detected	19	Not Detected
cis-1,3-Dichloropropene	2.8	Not Detected	13	Not Detected
4-Methyl-2-pentanone	2.8	Not Detected	12	Not Detected
Toluene	2.8	Not Detected	11	Not Detected
trans-1,3-Dichloropropene	2.8	Not Detected	13	Not Detected
1,1,2-Trichloroethane	2.8	Not Detected	15	Not Detected
Tetrachloroethene	2.8	Not Detected	19	Not Detected
2-Hexanone	11	Not Detected	46	Not Detected

eurofins | Air Toxics

Client Sample ID: 13E0108-03

Lab ID#: 1305090-03A

EPA METHOD TO-15 GC/MS FULL SCAN

File Name:	**2050818**	**Date of Collection:**	**5/3/13 9:35:00 AM**
Dil. Factor:	**5.65**	**Date of Analysis:**	**5/8/13 09:34 PM**

Compound	Rpt. Limit (ppbv)	Amount (ppbv)	Rpt. Limit (ug/m3)	Amount (ug/m3)
Dibromochloromethane	2.8	Not Detected	24	Not Detected
1,2-Dibromoethane (EDB)	2.8	Not Detected	22	Not Detected
Chlorobenzene	2.8	Not Detected	13	Not Detected
Ethyl Benzene	2.8	Not Detected	12	Not Detected
m,p-Xylene	2.8	3.9	12	17
o-Xylene	2.8	Not Detected	12	Not Detected
Styrene	2.8	Not Detected	12	Not Detected
Bromoform	2.8	Not Detected	29	Not Detected
Cumene	2.8	Not Detected	14	Not Detected
1,1,2,2-Tetrachloroethane	2.8	Not Detected	19	Not Detected
Propylbenzene	2.8	Not Detected	14	Not Detected
4-Ethyltoluene	2.8	Not Detected	14	Not Detected
1,3,5-Trimethylbenzene	2.8	Not Detected	14	Not Detected
1,2,4-Trimethylbenzene	2.8	Not Detected	14	Not Detected
1,3-Dichlorobenzene	2.8	Not Detected	17	Not Detected
1,4-Dichlorobenzene	2.8	Not Detected	17	Not Detected
alpha-Chlorotoluene	2.8	Not Detected	15	Not Detected
1,2-Dichlorobenzene	2.8	Not Detected	17	Not Detected
1,2,4-Trichlorobenzene	11	Not Detected	84	Not Detected
Hexachlorobutadiene	11	Not Detected	120	Not Detected

Container Type: 1 Liter Summa Canister

Surrogates	%Recovery	Method Limits
Toluene-d8	97	70-130
1,2-Dichloroethane-d4	88	70-130
4-Bromofluorobenzene	101	70-130

eurofins | Air Toxics

Client Sample ID: Lab Blank

Lab ID#: 1305090-04A

EPA METHOD TO-15 GC/MS FULL SCAN

File Name:	**2050806**	**Date of Collection: NA**	
Dil. Factor:	**1.00**	**Date of Analysis: 5/8/13 12:29 PM**	

Compound	Rpt. Limit (ppbv)	Amount (ppbv)	Rpt. Limit (ug/m3)	Amount (ug/m3)
Freon 12	0.50	Not Detected	2.5	Not Detected
Freon 114	0.50	Not Detected	3.5	Not Detected
Chloromethane	5.0	Not Detected	10	Not Detected
Vinyl Chloride	0.50	Not Detected	1.3	Not Detected
1,3-Butadiene	0.50	Not Detected	1.1	Not Detected
Bromomethane	5.0	Not Detected	19	Not Detected
Chloroethane	2.0	Not Detected	5.3	Not Detected
Freon 11	0.50	Not Detected	2.8	Not Detected
Ethanol	2.0	Not Detected	3.8	Not Detected
Freon 113	0.50	Not Detected	3.8	Not Detected
1,1-Dichloroethene	0.50	Not Detected	2.0	Not Detected
Acetone	5.0	Not Detected	12	Not Detected
2-Propanol	2.0	Not Detected	4.9	Not Detected
Carbon Disulfide	2.0	Not Detected	6.2	Not Detected
3-Chloropropene	2.0	Not Detected	6.3	Not Detected
Methylene Chloride	5.0	Not Detected	17	Not Detected
Methyl tert-butyl ether	0.50	Not Detected	1.8	Not Detected
trans-1,2-Dichloroethene	0.50	Not Detected	2.0	Not Detected
Hexane	0.50	Not Detected	1.8	Not Detected
1,1-Dichloroethane	0.50	Not Detected	2.0	Not Detected
2-Butanone (Methyl Ethyl Ketone)	2.0	Not Detected	5.9	Not Detected
cis-1,2-Dichloroethene	0.50	Not Detected	2.0	Not Detected
Tetrahydrofuran	0.50	Not Detected	1.5	Not Detected
Chloroform	0.50	Not Detected	2.4	Not Detected
1,1,1-Trichloroethane	0.50	Not Detected	2.7	Not Detected
Cyclohexane	0.50	Not Detected	1.7	Not Detected
Carbon Tetrachloride	0.50	Not Detected	3.1	Not Detected
2,2,4-Trimethylpentane	0.50	Not Detected	2.3	Not Detected
Benzene	0.50	Not Detected	1.6	Not Detected
1,2-Dichloroethane	0.50	Not Detected	2.0	Not Detected
Heptane	0.50	Not Detected	2.0	Not Detected
Trichloroethene	0.50	Not Detected	2.7	Not Detected
1,2-Dichloropropane	0.50	Not Detected	2.3	Not Detected
1,4-Dioxane	2.0	Not Detected	7.2	Not Detected
Bromodichloromethane	0.50	Not Detected	3.4	Not Detected
cis-1,3-Dichloropropene	0.50	Not Detected	2.3	Not Detected
4-Methyl-2-pentanone	0.50	Not Detected	2.0	Not Detected
Toluene	0.50	Not Detected	1.9	Not Detected
trans-1,3-Dichloropropene	0.50	Not Detected	2.3	Not Detected
1,1,2-Trichloroethane	0.50	Not Detected	2.7	Not Detected
Tetrachloroethene	0.50	Not Detected	3.4	Not Detected
2-Hexanone	2.0	Not Detected	8.2	Not Detected

eurofins | Air Toxics

Client Sample ID: Lab Blank

Lab ID#: 1305090-04A

EPA METHOD TO-15 GC/MS FULL SCAN

File Name:	**2050806**	**Date of Collection: NA**	
Dil. Factor:	**1.00**	**Date of Analysis: 5/8/13 12:29 PM**	

Compound	Rpt. Limit (ppbv)	Amount (ppbv)	Rpt. Limit (ug/m3)	Amount (ug/m3)
Dibromochloromethane	0.50	Not Detected	4.2	Not Detected
1,2-Dibromoethane (EDB)	0.50	Not Detected	3.8	Not Detected
Chlorobenzene	0.50	Not Detected	2.3	Not Detected
Ethyl Benzene	0.50	Not Detected	2.2	Not Detected
m,p-Xylene	0.50	Not Detected	2.2	Not Detected
o-Xylene	0.50	Not Detected	2.2	Not Detected
Styrene	0.50	Not Detected	2.1	Not Detected
Bromoform	0.50	Not Detected	5.2	Not Detected
Cumene	0.50	Not Detected	2.4	Not Detected
1,1,2,2-Tetrachloroethane	0.50	Not Detected	3.4	Not Detected
Propylbenzene	0.50	Not Detected	2.4	Not Detected
4-Ethyltoluene	0.50	Not Detected	2.4	Not Detected
1,3,5-Trimethylbenzene	0.50	Not Detected	2.4	Not Detected
1,2,4-Trimethylbenzene	0.50	Not Detected	2.4	Not Detected
1,3-Dichlorobenzene	0.50	Not Detected	3.0	Not Detected
1,4-Dichlorobenzene	0.50	Not Detected	3.0	Not Detected
alpha-Chlorotoluene	0.50	Not Detected	2.6	Not Detected
1,2-Dichlorobenzene	0.50	Not Detected	3.0	Not Detected
1,2,4-Trichlorobenzene	2.0	Not Detected	15	Not Detected
Hexachlorobutadiene	2.0	Not Detected	21	Not Detected

Container Type: NA - Not Applicable

Surrogates	%Recovery	Method Limits
Toluene-d8	99	70-130
1,2-Dichloroethane-d4	89	70-130
4-Bromofluorobenzene	95	70-130

eurofins | Air Toxics

Client Sample ID: CCV

Lab ID#: 1305090-05A

EPA METHOD TO-15 GC/MS FULL SCAN

File Name:	**2050802**	**Date of Collection: NA**	
Dil. Factor:	**1.00**	**Date of Analysis: 5/8/13 09:15 AM**	

Compound	%Recovery
Freon 12	85
Freon 114	92
Chloromethane	85
Vinyl Chloride	96
1,3-Butadiene	100
Bromomethane	120
Chloroethane	90
Freon 11	86
Ethanol	101
Freon 113	95
1,1-Dichloroethene	100
Acetone	101
2-Propanol	88
Carbon Disulfide	90
3-Chloropropene	103
Methylene Chloride	95
Methyl tert-butyl ether	81
trans-1,2-Dichloroethene	100
Hexane	102
1,1-Dichloroethane	95
2-Butanone (Methyl Ethyl Ketone)	103
cis-1,2-Dichloroethene	98
Tetrahydrofuran	104
Chloroform	90
1,1,1-Trichloroethane	86
Cyclohexane	100
Carbon Tetrachloride	92
2,2,4-Trimethylpentane	97
Benzene	102
1,2-Dichloroethane	91
Heptane	107
Trichloroethene	101
1,2-Dichloropropane	101
1,4-Dioxane	102
Bromodichloromethane	99
cis-1,3-Dichloropropene	103
4-Methyl-2-pentanone	107
Toluene	98
trans-1,3-Dichloropropene	107
1,1,2-Trichloroethane	102
Tetrachloroethene	102
2-Hexanone	114

eurofins | Air Toxics

Client Sample ID: CCV

Lab ID#: 1305090-05A

EPA METHOD TO-15 GC/MS FULL SCAN

File Name:	**2050802**	**Date of Collection: NA**	
Dil. Factor:	**1.00**	**Date of Analysis: 5/8/13 09:15 AM**	

Compound	**%Recovery**
Dibromochloromethane	106
1,2-Dibromoethane (EDB)	106
Chlorobenzene	97
Ethyl Benzene	109
m,p-Xylene	112
o-Xylene	112
Styrene	112
Bromoform	107
Cumene	105
1,1,2,2-Tetrachloroethane	97
Propylbenzene	113
4-Ethyltoluene	114
1,3,5-Trimethylbenzene	116
1,2,4-Trimethylbenzene	122
1,3-Dichlorobenzene	109
1,4-Dichlorobenzene	106
alpha-Chlorotoluene	100
1,2-Dichlorobenzene	104
1,2,4-Trichlorobenzene	100
Hexachlorobutadiene	104

Container Type: NA - Not Applicable

Surrogates	**%Recovery**	**Method Limits**
Toluene-d8	99	70-130
1,2-Dichloroethane-d4	85	70-130
4-Bromofluorobenzene	105	70-130

eurofins | Air Toxics

Client Sample ID: LCS

Lab ID#: 1305090-06A

EPA METHOD TO-15 GC/MS FULL SCAN

File Name:	**2050804**	**Date of Collection: NA**	
Dil. Factor:	**1.00**	**Date of Analysis: 5/8/13 11:01 AM**	

Compound	**%Recovery**
Freon 12	92
Freon 114	98
Chloromethane	90
Vinyl Chloride	104
1,3-Butadiene	106
Bromomethane	138 Q
Chloroethane	99
Freon 11	90
Ethanol	119
Freon 113	101
1,1-Dichloroethene	110
Acetone	106
2-Propanol	101
Carbon Disulfide	114
3-Chloropropene	125
Methylene Chloride	98
Methyl tert-butyl ether	91
trans-1,2-Dichloroethene	118
Hexane	107
1,1-Dichloroethane	100
2-Butanone (Methyl Ethyl Ketone)	116
cis-1,2-Dichloroethene	105
Tetrahydrofuran	107
Chloroform	96
1,1,1-Trichloroethane	93
Cyclohexane	108
Carbon Tetrachloride	101
2,2,4-Trimethylpentane	100
Benzene	108
1,2-Dichloroethane	94
Heptane	110
Trichloroethene	106
1,2-Dichloropropane	104
1,4-Dioxane	105
Bromodichloromethane	101
cis-1,3-Dichloropropene	108
4-Methyl-2-pentanone	113
Toluene	102
trans-1,3-Dichloropropene	114
1,1,2-Trichloroethane	106
Tetrachloroethene	105
2-Hexanone	118

eurofins | Air Toxics

Client Sample ID: LCS

Lab ID#: 1305090-06A

EPA METHOD TO-15 GC/MS FULL SCAN

File Name:	**2050804**	**Date of Collection: NA**	
Dil. Factor:	**1.00**	**Date of Analysis: 5/8/13 11:01 AM**	

Compound	**%Recovery**
Dibromochloromethane	108
1,2-Dibromoethane (EDB)	111
Chlorobenzene	102
Ethyl Benzene	114
m,p-Xylene	118
o-Xylene	118
Styrene	118
Bromoform	110
Cumene	110
1,1,2,2-Tetrachloroethane	103
Propylbenzene	120
4-Ethyltoluene	114
1,3,5-Trimethylbenzene	118
1,2,4-Trimethylbenzene	126
1,3-Dichlorobenzene	116
1,4-Dichlorobenzene	110
alpha-Chlorotoluene	107
1,2-Dichlorobenzene	110
1,2,4-Trichlorobenzene	110
Hexachlorobutadiene	108

Q = Exceeds Quality Control limits.

Container Type: NA - Not Applicable

Surrogates	**%Recovery**	**Method Limits**
Toluene-d8	99	70-130
1,2-Dichloroethane-d4	85	70-130
4-Bromofluorobenzene	104	70-130

eurofins | Air Toxics

Client Sample ID: LCSD

Lab ID#: 1305090-06AA

EPA METHOD TO-15 GC/MS FULL SCAN

File Name:	**2050805**	**Date of Collection: NA**	
Dil. Factor:	**1.00**	**Date of Analysis: 5/8/13 11:41 AM**	

Compound	**%Recovery**
Freon 12	89
Freon 114	98
Chloromethane	91
Vinyl Chloride	102
1,3-Butadiene	107
Bromomethane	133 Q
Chloroethane	99
Freon 11	89
Ethanol	110
Freon 113	100
1,1-Dichloroethene	112
Acetone	106
2-Propanol	104
Carbon Disulfide	113
3-Chloropropene	124
Methylene Chloride	98
Methyl tert-butyl ether	91
trans-1,2-Dichloroethene	118
Hexane	102
1,1-Dichloroethane	98
2-Butanone (Methyl Ethyl Ketone)	115
cis-1,2-Dichloroethene	104
Tetrahydrofuran	107
Chloroform	94
1,1,1-Trichloroethane	92
Cyclohexane	104
Carbon Tetrachloride	98
2,2,4-Trimethylpentane	98
Benzene	108
1,2-Dichloroethane	95
Heptane	111
Trichloroethene	107
1,2-Dichloropropane	104
1,4-Dioxane	108
Bromodichloromethane	102
cis-1,3-Dichloropropene	109
4-Methyl-2-pentanone	114
Toluene	102
trans-1,3-Dichloropropene	113
1,1,2-Trichloroethane	106
Tetrachloroethene	107
2-Hexanone	119

eurofins | Air Toxics

Client Sample ID: LCSD

Lab ID#: 1305090-06AA

EPA METHOD TO-15 GC/MS FULL SCAN

File Name:	**2050805**	**Date of Collection: NA**	
Dil. Factor:	**1.00**	**Date of Analysis: 5/8/13 11:41 AM**	

Compound	**%Recovery**
Dibromochloromethane	109
1,2-Dibromoethane (EDB)	113
Chlorobenzene	104
Ethyl Benzene	113
m,p-Xylene	113
o-Xylene	113
Styrene	114
Bromoform	110
Cumene	107
1,1,2,2-Tetrachloroethane	104
Propylbenzene	115
4-Ethyltoluene	110
1,3,5-Trimethylbenzene	116
1,2,4-Trimethylbenzene	124
1,3-Dichlorobenzene	110
1,4-Dichlorobenzene	105
alpha-Chlorotoluene	106
1,2-Dichlorobenzene	107
1,2,4-Trichlorobenzene	109
Hexachlorobutadiene	102

Q = Exceeds Quality Control limits.

Container Type: NA - Not Applicable

Surrogates	**%Recovery**	**Method Limits**
Toluene-d8	99	70-130
1,2-Dichloroethane-d4	84	70-130
4-Bromofluorobenzene	103	70-130

SUBCONTRACT ORDER

Turner Laboratories, Inc.

13E0108

1305090

SENDING LABORATORY:	**RECEIVING LABORATORY:**
Turner Laboratories, Inc.	Air Toxics Ltd.
2445 N. Coyote Drive, Ste #104	180 Blue Ravine Rd., Suite B
Tucson, AZ 85745	Folsom, CA 95630
Phone: 520.882.5880	Phone :(800) 985-5955
Fax: 520.882.9788	Fax:
Project Manager: Terri Garcia	Please CC Dawn Weyer Dweyer@turnerlabs.com

Analysis	Expires	Laboratory ID	Comments
Sample ID: 13E0108-01 Air and Emissior Sampled:05/03/2013 09:25		01A	
TO15Mod	05/10/2013 09:25		
TO15	05/10/2013 09:25		
Containers Supplied:			
Other (A)			
Sample ID: 13E0108-02 Air and Emissior Sampled:05/03/2013 09:30		02A	
TO15Mod	05/10/2013 09:30		
TO15	05/10/2013 09:30		
Containers Supplied:			
Other (A)			
Sample ID: 13E0108-03 Air and Emissior Sampled:05/03/2013 09:35		03A	
TO15Mod	05/10/2013 09:35		
TO15	05/10/2013 09:35		
Containers Supplied:			
Other (A)			

Custody Seal Intact?
Y N None Temp N/A
Fedex

Released By	Date	Received By	Date
[signature]	5-3-13	13:00	
		[signature] ATL	5/6/13 1000
Released By	Date	Received By	Date

Attachment 5 – Laboratory Reports for April 2013 Soil Vapor Samples (CD only)

ORGANIC DATA ASSESSMENT SUMMARY

Project Information			
Project Name:	PTRL	Lab Name:	Air Toxics
Project Number:	1420112030	Lab Report Number:	13D0673
Reviewer's Signature:	Crystal Neirby	Number of Samples:	6 primary; 1 field duplicate; 1 field blank
Review Date:	6/24/2013	Matrix:	Air

Assessment Summary

Using the codes O, M, Z, and X described below, complete the table for a single quality control batch or sample delivery group. Identify comments by means of a footnote, e.g. M(2), describe in the space provided.

Method Name:	VOCs			
Method Number:	TO-15			
1. Preservation/hold times	O			
2. Blanks	O			
3. Surrogates	O			
4. Matrix spike/dup	NA			
5. Lab QC samples	O			
6. Overall assessment	O			

Assessment Codes:

O = No quality controls (QC) problems were identified for these criteria.

M = The results are qualified due to QC problems. The quantitative results will be qualified with a QC flag indicating that the results are estimated due to error greater than specified in the method.

Z = The results are unacceptable due to gross QC problems. The results will be qualified as rejected (R).

X = QC problems were identified, but they do not affect the results, or the reviewer is not certain of the effect on the results; or supporting documentation or data is not present in the laboratory data package.

NA = Not applicable

May 09, 2013

Jeff Christensen
University of Arizona- Risk Management Services
PO Box 210300, RM A414
Tucson, AZ 85721

TEL (520) 621-5861
FAX (520) 621-3706

Work Order No.: 13D0673

RE: Page Ranch - Vadose Zone

Dear Jeff Christensen,

Turner Laboratories, Inc. received 8 sample(s) on 04/24/2013 for the analyses presented in the following report.

All results are intended to be considered in their entirety, and Turner Laboratories, Inc. is not responsible for use of less than the complete report. Results apply only to the samples analyzed. Samples will be disposed of 30 days after issue of our report unless special arrangements are made.

The pages that follow may contain sensitive, privileged or confidential information intended solely for the addressee named above. If you receive this message and are not the agent or employee of the addressee, this communication has been sent in error. Please do not disseminate or copy any of the attached and notify the sender immediately by telephone. Please also return the attached sheet(s) to the sender by mail.

Please call if you have any questions.

Respectfully submitted,

Turner Laboratories, Inc.
ADHS License AZ0066

Terri L. Garcia

Terri Garcia
Technical Director

Client: University of Arizona- Risk Management Servic
Project: Page Ranch - Vadose Zone
Work Order: 13D0673
Date Received: 04/24/2013

Work Order Sample Summary

Lab Sample ID	Client Sample ID	Matrix	Collection Date/Time
13D0673-01	MW#5 31777	Air and Emissions	04/24/2013 1150
13D0673-02	SGS-SP 37796	Air and Emissions	04/24/2013 1019
13D0673-03	SGS-SP DUP 2213	Air and Emissions	04/24/2013 1019
13D0673-04	SGD-SP 36570	Air and Emissions	04/24/2013 0920
13D0673-05	SGD-MP36506	Air and Emissions	04/24/2013 0922
13D0673-06	SGD-DP34667	Air and Emissions	04/24/2013 0912
13D0673-07	Field Blank2176	Air and Emissions	04/24/2013 0946
13D0673-08	MW #2 35543	Air and Emissions	04/24/2013 0845

Client: University of Arizona- Risk Management Services
Project: Page Ranch - Vadose Zone
Work Order: 13D0673
Date Received: 04/24/2013

Case Narrative

The TO-15 analyses were performed by Air Toxics, LTD. in Folsom, CA.

13D0673

Air Toxics LTD.

CHAIN-OF-CUSTODY RECORD

Sample Transportation Notice
Relinquishing signature on this document indicates that sample is being shipped in compliance with all applicable local, State, Federal, national, and international laws, regulations and ordinances of any kind. Air Toxics Limited assumes no liability with respect to the collection, handling or shipping of these samples. Relinquishing signature also indicates agreement to hold harmless, defend, and indemnify Air Toxics Limited against any claim, demand, or action, of any kind, related to the collection, handling, or shipping of samples. D.O.T. Hotline (800) 467-4922

180 BLUE RAVINE ROAD, SUITE B
FOLSOM, CA 95630-4719
(916) 985-1000 FAX (916) 985-1020

Page 1 of 1

Project Manager Lloyd Wundrock

Collected by: (Print and Sign) Jeff Christensen

Company UA Risk Management Email

Address PO Box 210300 City Tucson State AZ Zip 85721

Phone 520-621-1790 Fax 520-621-3706

Project Info:
P.O. #
Project #
Project Name Page Ranch SVE

Turn Around Time:
☑ Normal
☐ Rush
specify

Lab Use Only
Pressurized by:
Date:
Pressurization Gas:
☐ N_2 ☐ He

Lab I.D.	Field Sample I.D. (Location)	Can #	Date of Collection	Time of Collection	Analyses Requested	Canister Pressure/Vacuum Initial	Final	Receipt	Final (psi)
	MW #5	21777	4/24/13	11:10	TO-15	28"	4"		
	SGS-SP	37756	4/24/13	10:15	TO-15	28"	4"		
	SGS-SP Dup	2217	4/24/13	10:19	TO-15	28"	4"		
	SGD-SP	36570	4/24/13	9:20	TO-15	28"	4"		
	SGD-MP	36506	4/24/13	9:22	TO-15	28"	4"		
	SGD-DP	34667	4/24/13	9:22	TO-15	28"	4"		
	Field Blank	2176	4/24/13	9:46	TO-15	28"	4"		
	MW #2 38542	~~3727~~	4/24/13	8:45	TO-15	28"	4"		

Relinquished by: (signature)	Date/Time	Received by: (signature)	Date/Time
[signature]	4/24/13 1:05		
[signature]	4/24/13 3:03		

Notes:

Lab Use Only	Shipper Name	Air Bill #	Temp (°C)	Condition	Custody Seals Intact? Yes No None	Work Order #

Form 1293 rev.11

eurofins | Air Toxics

5/7/2013
Ms. Nancy Turner
Turner Laboratories, Inc.
2445 North Coyote Drive
Suite 104
Tucson AZ 85745

Project Name:
Project #:
Workorder #: 1304560

Dear Ms. Nancy Turner

The following report includes the data for the above referenced project for sample(s) received on 4/25/2013 at Air Toxics Ltd.

The data and associated QC analyzed by Modified TO-15 are compliant with the project requirements or laboratory criteria with the exception of the deviations noted in the attached case narrative.

Thank you for choosing Air Toxics Ltd. for your air analysis needs. Air Toxics Ltd. is committed to providing accurate data of the highest quality. Please feel free to contact the Project Manager: Maria Barajas at 916-985-1000 if you have any questions regarding the data in this report.

Regards,

Maria Barajas

Maria Barajas

Project Manager

eurofins | Air Toxics

WORK ORDER #: 1304560

Work Order Summary

CLIENT:	Ms. Nancy Turner Turner Laboratories, Inc. 2445 North Coyote Drive Suite 104 Tucson, AZ 85745	**BILL TO:**	Ms. Nancy Turner Turner Laboratories, Inc. 2445 North Coyote Drive Suite 104 Tucson, AZ 85745
PHONE:	520-882-5880	**P.O. #**	
FAX:	520-882-9788	**PROJECT #**	
DATE RECEIVED:	04/25/2013	**CONTACT:**	Maria Barajas
DATE COMPLETED:	05/07/2013		

FRACTION #	NAME	TEST	RECEIPT VAC./PRES.	FINAL PRESSURE
01A	13D0673-01	Modified TO-15	6.9 "Hg	14.2 psi
02A	13D0673-02	Modified TO-15	7.1 "Hg	14 psi
03A	13D0673-03	Modified TO-15	7.3 "Hg	14.3 psi
04A	13D0673-04	Modified TO-15	6.7 "Hg	14.8 psi
05A	13D0673-05	Modified TO-15	6.5 "Hg	14.6 psi
06A	13D0673-06	Modified TO-15	5.7 "Hg	14.9 psi
07A	13D0673-07	Modified TO-15	7.1 "Hg	14.6 psi
08A	13D0673-08	Modified TO-15	6.7 "Hg	15.3 psi
09A	Lab Blank	Modified TO-15	NA	NA
10A	CCV	Modified TO-15	NA	NA
11A	LCS	Modified TO-15	NA	NA
11AA	LCSD	Modified TO-15	NA	NA

CERTIFIED BY: Heidi Mayo DATE: 05/07/13

Technical Director

Certification numbers: AZ Licensure AZ0775, CA NELAP - 12282CA, NY NELAP - 11291,
TX NELAP - T104704434-12-4, UT NELAP CA009332012-3, WA NELAP - C935
Name of Accrediting Agency: NELAP/ORELAP (Oregon Environmental Laboratory Accreditation Program)
Accreditation number: CA300005, Effective date: 10/18/2012, Expiration date: 10/17/2013.
Eurofins Air Toxics Ltd. certifies that the test results contained in this report meet all requirements of the NELAC standards

This report shall not be reproduced, except in full, without the written approval of Eurofins Air Toxics, Inc.

180 BLUE RAVINE ROAD, SUITE B FOLSOM, CA - 9563
(916) 985-1000 . (800) 985-5955 . FAX (916) 985-1020

LABORATORY NARRATIVE
EPA Method TO-15
Turner Laboratories, Inc.
Workorder# 1304560

Eight 1 Liter Summa Canister samples were received on April 25, 2013. The laboratory performed analysis via EPA Method TO-15 using GC/MS in the full scan mode.

This workorder was independently validated prior to submittal using 'USEPA National Functional Guidelines' as generally applied to the analysis of volatile organic compounds in air. A rules-based, logic driven, independent validation engine was employed to assess completeness, evaluate pass/fail of relevant project quality control requirements and verification of all quantified amounts.

Receiving Notes

There were no receiving discrepancies.

Analytical Notes

Dilution was performed on samples 13D0673-02, 13D0673-03, 13D0673-04, 13D0673-05, and 13D0673-06 due to the presence of high level target species.

Definition of Data Qualifying Flags

Eight qualifiers may have been used on the data analysis sheets and indicates as follows:

B - Compound present in laboratory blank greater than reporting limit (background subtraction not performed).

J - Estimated value.

E - Exceeds instrument calibration range.

S - Saturated peak.

Q - Exceeds quality control limits.

U - Compound analyzed for but not detected above the reporting limit, LOD, or MDL value. See data page for project specific U-flag definition.

UJ- Non-detected compound associated with low bias in the CCV

N - The identification is based on presumptive evidence.

File extensions may have been used on the data analysis sheets and indicates as follows:

a-File was requantified

b-File was quantified by a second column and detector

r1-File was requantified for the purpose of reissue

eurofins | Air Toxics

Summary of Detected Compounds
EPA METHOD TO-15 GC/MS FULL SCAN

Client Sample ID: 13D0673-01

Lab ID#: 1304560-01A

Compound	Rpt. Limit (ppbv)	Amount (ppbv)	Rpt. Limit (ug/m3)	Amount (ug/m3)
Freon 11	1.3	51	7.2	290
Ethanol	5.1	8.0	9.6	15
Acetone	13	24	30	58
Benzene	1.3	1.6	4.1	5.1
Trichloroethene	1.3	1.3	6.9	7.1
Toluene	1.3	4.8	4.8	18
1,2,4-Trimethylbenzene	1.3	1.6	6.3	8.1

Client Sample ID: 13D0673-02

Lab ID#: 1304560-02A

Compound	Rpt. Limit (ppbv)	Amount (ppbv)	Rpt. Limit (ug/m3)	Amount (ug/m3)
Freon 12	4.3	9.6	21	48
Freon 11	4.3	370	24	2100
Freon 113	4.3	29	33	220
1,1-Dichloroethene	4.3	5.7	17	23
Chloroform	4.3	1100	21	5500
Carbon Tetrachloride	4.3	37	27	240
1,2-Dichloroethane	4.3	17	17	69
Trichloroethene	4.3	69	23	370
Tetrachloroethene	4.3	45	29	300
1,2,4-Trimethylbenzene	4.3	5.4	21	27

Client Sample ID: 13D0673-03

Lab ID#: 1304560-03A

Compound	Rpt. Limit (ppbv)	Amount (ppbv)	Rpt. Limit (ug/m3)	Amount (ug/m3)
Freon 12	4.4	9.3	22	46
Freon 11	4.4	360	24	2000
Freon 113	4.4	26	33	200
1,1-Dichloroethene	4.4	4.8	17	19
Chloroform	4.4	1100	21	5300
Carbon Tetrachloride	4.4	34	27	220

eurofins | Air Toxics

Summary of Detected Compounds
EPA METHOD TO-15 GC/MS FULL SCAN

Client Sample ID: 13D0673-03

Lab ID#: 1304560-03A

1,2-Dichloroethane	4.4	16	18	67
Trichloroethene	4.4	68	23	370
Tetrachloroethene	4.4	43	30	290
1,2,4-Trimethylbenzene	4.4	5.5	21	27

Client Sample ID: 13D0673-04

Lab ID#: 1304560-04A

Compound	Rpt. Limit (ppbv)	Amount (ppbv)	Rpt. Limit (ug/m3)	Amount (ug/m3)
Freon 12	130	620	640	3100
Freon 11	130	11000	730	62000
Freon 113	130	310	990	2400
Chloroform	130	43000	630	210000
Carbon Tetrachloride	130	740	810	4600
Trichloroethene	130	1100	700	6000
Tetrachloroethene	130	180	880	1200

Client Sample ID: 13D0673-05

Lab ID#: 1304560-05A

Compound	Rpt. Limit (ppbv)	Amount (ppbv)	Rpt. Limit (ug/m3)	Amount (ug/m3)
Freon 12	250	3000	1200	15000
Freon 11	250	74000	1400	410000
Freon 113	250	2200	2000	17000
1,1-Dichloroethene	250	310	1000	1200
Chloroform	250	62000	1200	300000
Carbon Tetrachloride	250	3000	1600	19000
Trichloroethene	250	2800	1400	15000
Tetrachloroethene	250	300	1700	2100

Client Sample ID: 13D0673-06

Lab ID#: 1304560-06A

Compound	Rpt. Limit (ppbv)	Amount (ppbv)	Rpt. Limit (ug/m3)	Amount (ug/m3)

eurofins | Air Toxics

Summary of Detected Compounds
EPA METHOD TO-15 GC/MS FULL SCAN

Client Sample ID: 13D0673-06

Lab ID#: 1304560-06A

Compound	Rpt. Limit (ppbv)	Amount (ppbv)	Rpt. Limit (ug/m3)	Amount (ug/m3)
Freon 12	83	770	410	3800
Freon 11	83	26000	470	150000
Freon 113	83	640	640	4900
1,1-Dichloroethene	83	120	330	480
Chloroform	83	4500	400	22000
Carbon Tetrachloride	83	810	520	5100
Trichloroethene	83	610	450	3300
Tetrachloroethene	83	86	560	580

Client Sample ID: 13D0673-07

Lab ID#: 1304560-07A

No Detections Were Found.

Client Sample ID: 13D0673-08

Lab ID#: 1304560-08A

Compound	Rpt. Limit (ppbv)	Amount (ppbv)	Rpt. Limit (ug/m3)	Amount (ug/m3)
Freon 12	1.3	1.9	6.5	9.6
Freon 11	1.3	36	7.4	200
Ethanol	5.3	11	9.9	21
Acetone	13	63	31	150
Tetrahydrofuran	1.3	1.5	3.9	4.4
Carbon Tetrachloride	1.3	1.4	8.3	8.6

eurofins | Air Toxics

Client Sample ID: 13D0673-01

Lab ID#: 1304560-01A

EPA METHOD TO-15 GC/MS FULL SCAN

File Name:	**2042912**	**Date of Collection:**	**4/24/13 11:50:00 AM**
Dil. Factor:	**2.56**	**Date of Analysis:**	**4/29/13 05:51 PM**

Compound	Rpt. Limit (ppbv)	Amount (ppbv)	Rpt. Limit (ug/m3)	Amount (ug/m3)
Freon 12	1.3	Not Detected	6.3	Not Detected
Freon 114	1.3	Not Detected	8.9	Not Detected
Chloromethane	13	Not Detected	26	Not Detected
Vinyl Chloride	1.3	Not Detected	3.3	Not Detected
1,3-Butadiene	1.3	Not Detected	2.8	Not Detected
Bromomethane	13	Not Detected	50	Not Detected
Chloroethane	5.1	Not Detected	14	Not Detected
Freon 11	1.3	51	7.2	290
Ethanol	5.1	8.0	9.6	15
Freon 113	1.3	Not Detected	9.8	Not Detected
1,1-Dichloroethene	1.3	Not Detected	5.1	Not Detected
Acetone	13	24	30	58
2-Propanol	5.1	Not Detected	12	Not Detected
Carbon Disulfide	5.1	Not Detected	16	Not Detected
3-Chloropropene	5.1	Not Detected	16	Not Detected
Methylene Chloride	13	Not Detected	44	Not Detected
Methyl tert-butyl ether	1.3	Not Detected	4.6	Not Detected
trans-1,2-Dichloroethene	1.3	Not Detected	5.1	Not Detected
Hexane	1.3	Not Detected	4.5	Not Detected
1,1-Dichloroethane	1.3	Not Detected	5.2	Not Detected
2-Butanone (Methyl Ethyl Ketone)	5.1	Not Detected	15	Not Detected
cis-1,2-Dichloroethene	1.3	Not Detected	5.1	Not Detected
Tetrahydrofuran	1.3	Not Detected	3.8	Not Detected
Chloroform	1.3	Not Detected	6.2	Not Detected
1,1,1-Trichloroethane	1.3	Not Detected	7.0	Not Detected
Cyclohexane	1.3	Not Detected	4.4	Not Detected
Carbon Tetrachloride	1.3	Not Detected	8.0	Not Detected
2,2,4-Trimethylpentane	1.3	Not Detected	6.0	Not Detected
Benzene	1.3	1.6	4.1	5.1
1,2-Dichloroethane	1.3	Not Detected	5.2	Not Detected
Heptane	1.3	Not Detected	5.2	Not Detected
Trichloroethene	1.3	1.3	6.9	7.1
1,2-Dichloropropane	1.3	Not Detected	5.9	Not Detected
1,4-Dioxane	5.1	Not Detected	18	Not Detected
Bromodichloromethane	1.3	Not Detected	8.6	Not Detected
cis-1,3-Dichloropropene	1.3	Not Detected	5.8	Not Detected
4-Methyl-2-pentanone	1.3	Not Detected	5.2	Not Detected
Toluene	1.3	4.8	4.8	18
trans-1,3-Dichloropropene	1.3	Not Detected	5.8	Not Detected
1,1,2-Trichloroethane	1.3	Not Detected	7.0	Not Detected
Tetrachloroethene	1.3	Not Detected	8.7	Not Detected
2-Hexanone	5.1	Not Detected	21	Not Detected

eurofins | Air Toxics

Client Sample ID: 13D0673-01

Lab ID#: 1304560-01A

EPA METHOD TO-15 GC/MS FULL SCAN

File Name:	**2042912**	**Date of Collection:**	**4/24/13 11:50:00 AM**
Dil. Factor:	**2.56**	**Date of Analysis:**	**4/29/13 05:51 PM**

Compound	Rpt. Limit (ppbv)	Amount (ppbv)	Rpt. Limit (ug/m3)	Amount (ug/m3)
Dibromochloromethane	1.3	Not Detected	11	Not Detected
1,2-Dibromoethane (EDB)	1.3	Not Detected	9.8	Not Detected
Chlorobenzene	1.3	Not Detected	5.9	Not Detected
Ethyl Benzene	1.3	Not Detected	5.6	Not Detected
m,p-Xylene	1.3	Not Detected	5.6	Not Detected
o-Xylene	1.3	Not Detected	5.6	Not Detected
Styrene	1.3	Not Detected	5.4	Not Detected
Bromoform	1.3	Not Detected	13	Not Detected
Cumene	1.3	Not Detected	6.3	Not Detected
1,1,2,2-Tetrachloroethane	1.3	Not Detected	8.8	Not Detected
Propylbenzene	1.3	Not Detected	6.3	Not Detected
4-Ethyltoluene	1.3	Not Detected	6.3	Not Detected
1,3,5-Trimethylbenzene	1.3	Not Detected	6.3	Not Detected
1,2,4-Trimethylbenzene	1.3	1.6	6.3	8.1
1,3-Dichlorobenzene	1.3	Not Detected	7.7	Not Detected
1,4-Dichlorobenzene	1.3	Not Detected	7.7	Not Detected
alpha-Chlorotoluene	1.3	Not Detected	6.6	Not Detected
1,2-Dichlorobenzene	1.3	Not Detected	7.7	Not Detected
1,2,4-Trichlorobenzene	5.1	Not Detected	38	Not Detected
Hexachlorobutadiene	5.1	Not Detected	55	Not Detected

Container Type: 1 Liter Summa Canister

Surrogates	%Recovery	Method Limits
Toluene-d8	100	70-130
1,2-Dichloroethane-d4	89	70-130
4-Bromofluorobenzene	101	70-130

eurofins | Air Toxics

Client Sample ID: 13D0673-02

Lab ID#: 1304560-02A

EPA METHOD TO-15 GC/MS FULL SCAN

File Name:	**2042913**	**Date of Collection:**	**4/24/13 10:19:00 AM**
Dil. Factor:	**8.53**	**Date of Analysis:**	**4/29/13 06:33 PM**

Compound	Rpt. Limit (ppbv)	Amount (ppbv)	Rpt. Limit (ug/m3)	Amount (ug/m3)
Freon 12	4.3	9.6	21	48
Freon 114	4.3	Not Detected	30	Not Detected
Chloromethane	43	Not Detected	88	Not Detected
Vinyl Chloride	4.3	Not Detected	11	Not Detected
1,3-Butadiene	4.3	Not Detected	9.4	Not Detected
Bromomethane	43	Not Detected	160	Not Detected
Chloroethane	17	Not Detected	45	Not Detected
Freon 11	4.3	370	24	2100
Ethanol	17	Not Detected	32	Not Detected
Freon 113	4.3	29	33	220
1,1-Dichloroethene	4.3	5.7	17	23
Acetone	43	Not Detected	100	Not Detected
2-Propanol	17	Not Detected	42	Not Detected
Carbon Disulfide	17	Not Detected	53	Not Detected
3-Chloropropene	17	Not Detected	53	Not Detected
Methylene Chloride	43	Not Detected	150	Not Detected
Methyl tert-butyl ether	4.3	Not Detected	15	Not Detected
trans-1,2-Dichloroethene	4.3	Not Detected	17	Not Detected
Hexane	4.3	Not Detected	15	Not Detected
1,1-Dichloroethane	4.3	Not Detected	17	Not Detected
2-Butanone (Methyl Ethyl Ketone)	17	Not Detected	50	Not Detected
cis-1,2-Dichloroethene	4.3	Not Detected	17	Not Detected
Tetrahydrofuran	4.3	Not Detected	12	Not Detected
Chloroform	4.3	1100	21	5500
1,1,1-Trichloroethane	4.3	Not Detected	23	Not Detected
Cyclohexane	4.3	Not Detected	15	Not Detected
Carbon Tetrachloride	4.3	37	27	240
2,2,4-Trimethylpentane	4.3	Not Detected	20	Not Detected
Benzene	4.3	Not Detected	14	Not Detected
1,2-Dichloroethane	4.3	17	17	69
Heptane	4.3	Not Detected	17	Not Detected
Trichloroethene	4.3	69	23	370
1,2-Dichloropropane	4.3	Not Detected	20	Not Detected
1,4-Dioxane	17	Not Detected	61	Not Detected
Bromodichloromethane	4.3	Not Detected	28	Not Detected
cis-1,3-Dichloropropene	4.3	Not Detected	19	Not Detected
4-Methyl-2-pentanone	4.3	Not Detected	17	Not Detected
Toluene	4.3	Not Detected	16	Not Detected
trans-1,3-Dichloropropene	4.3	Not Detected	19	Not Detected
1,1,2-Trichloroethane	4.3	Not Detected	23	Not Detected
Tetrachloroethene	4.3	45	29	300
2-Hexanone	17	Not Detected	70	Not Detected

eurofins | Air Toxics

Client Sample ID: 13D0673-02

Lab ID#: 1304560-02A

EPA METHOD TO-15 GC/MS FULL SCAN

File Name:	**2042913**	**Date of Collection:**	**4/24/13 10:19:00 AM**
Dil. Factor:	**8.53**	**Date of Analysis:**	**4/29/13 06:33 PM**

Compound	Rpt. Limit (ppbv)	Amount (ppbv)	Rpt. Limit (ug/m3)	Amount (ug/m3)
Dibromochloromethane	4.3	Not Detected	36	Not Detected
1,2-Dibromoethane (EDB)	4.3	Not Detected	33	Not Detected
Chlorobenzene	4.3	Not Detected	20	Not Detected
Ethyl Benzene	4.3	Not Detected	18	Not Detected
m,p-Xylene	4.3	Not Detected	18	Not Detected
o-Xylene	4.3	Not Detected	18	Not Detected
Styrene	4.3	Not Detected	18	Not Detected
Bromoform	4.3	Not Detected	44	Not Detected
Cumene	4.3	Not Detected	21	Not Detected
1,1,2,2-Tetrachloroethane	4.3	Not Detected	29	Not Detected
Propylbenzene	4.3	Not Detected	21	Not Detected
4-Ethyltoluene	4.3	Not Detected	21	Not Detected
1,3,5-Trimethylbenzene	4.3	Not Detected	21	Not Detected
1,2,4-Trimethylbenzene	4.3	5.4	21	27
1,3-Dichlorobenzene	4.3	Not Detected	26	Not Detected
1,4-Dichlorobenzene	4.3	Not Detected	26	Not Detected
alpha-Chlorotoluene	4.3	Not Detected	22	Not Detected
1,2-Dichlorobenzene	4.3	Not Detected	26	Not Detected
1,2,4-Trichlorobenzene	17	Not Detected	130	Not Detected
Hexachlorobutadiene	17	Not Detected	180	Not Detected

Container Type: 1 Liter Summa Canister

Surrogates	%Recovery	Method Limits
Toluene-d8	98	70-130
1,2-Dichloroethane-d4	90	70-130
4-Bromofluorobenzene	104	70-130

eurofins | Air Toxics

Client Sample ID: 13D0673-03

Lab ID#: 1304560-03A

EPA METHOD TO-15 GC/MS FULL SCAN

File Name:	**2042914**	**Date of Collection:**	**4/24/13 10:19:00 AM**
Dil. Factor:	**8.70**	**Date of Analysis:**	**4/29/13 07:14 PM**

Compound	Rpt. Limit (ppbv)	Amount (ppbv)	Rpt. Limit (ug/m3)	Amount (ug/m3)
Freon 12	4.4	9.3	22	46
Freon 114	4.4	Not Detected	30	Not Detected
Chloromethane	44	Not Detected	90	Not Detected
Vinyl Chloride	4.4	Not Detected	11	Not Detected
1,3-Butadiene	4.4	Not Detected	9.6	Not Detected
Bromomethane	44	Not Detected	170	Not Detected
Chloroethane	17	Not Detected	46	Not Detected
Freon 11	4.4	360	24	2000
Ethanol	17	Not Detected	33	Not Detected
Freon 113	4.4	26	33	200
1,1-Dichloroethene	4.4	4.8	17	19
Acetone	44	Not Detected	100	Not Detected
2-Propanol	17	Not Detected	43	Not Detected
Carbon Disulfide	17	Not Detected	54	Not Detected
3-Chloropropene	17	Not Detected	54	Not Detected
Methylene Chloride	44	Not Detected	150	Not Detected
Methyl tert-butyl ether	4.4	Not Detected	16	Not Detected
trans-1,2-Dichloroethene	4.4	Not Detected	17	Not Detected
Hexane	4.4	Not Detected	15	Not Detected
1,1-Dichloroethane	4.4	Not Detected	18	Not Detected
2-Butanone (Methyl Ethyl Ketone)	17	Not Detected	51	Not Detected
cis-1,2-Dichloroethene	4.4	Not Detected	17	Not Detected
Tetrahydrofuran	4.4	Not Detected	13	Not Detected
Chloroform	4.4	1100	21	5300
1,1,1-Trichloroethane	4.4	Not Detected	24	Not Detected
Cyclohexane	4.4	Not Detected	15	Not Detected
Carbon Tetrachloride	4.4	34	27	220
2,2,4-Trimethylpentane	4.4	Not Detected	20	Not Detected
Benzene	4.4	Not Detected	14	Not Detected
1,2-Dichloroethane	4.4	16	18	67
Heptane	4.4	Not Detected	18	Not Detected
Trichloroethene	4.4	68	23	370
1,2-Dichloropropane	4.4	Not Detected	20	Not Detected
1,4-Dioxane	17	Not Detected	63	Not Detected
Bromodichloromethane	4.4	Not Detected	29	Not Detected
cis-1,3-Dichloropropene	4.4	Not Detected	20	Not Detected
4-Methyl-2-pentanone	4.4	Not Detected	18	Not Detected
Toluene	4.4	Not Detected	16	Not Detected
trans-1,3-Dichloropropene	4.4	Not Detected	20	Not Detected
1,1,2-Trichloroethane	4.4	Not Detected	24	Not Detected
Tetrachloroethene	4.4	43	30	290
2-Hexanone	17	Not Detected	71	Not Detected

eurofins | Air Toxics

Client Sample ID: 13D0673-03

Lab ID#: 1304560-03A

EPA METHOD TO-15 GC/MS FULL SCAN

File Name:	**2042914**	**Date of Collection:**	**4/24/13 10:19:00 AM**
Dil. Factor:	**8.70**	**Date of Analysis:**	**4/29/13 07:14 PM**

Compound	Rpt. Limit (ppbv)	Amount (ppbv)	Rpt. Limit (ug/m3)	Amount (ug/m3)
Dibromochloromethane	4.4	Not Detected	37	Not Detected
1,2-Dibromoethane (EDB)	4.4	Not Detected	33	Not Detected
Chlorobenzene	4.4	Not Detected	20	Not Detected
Ethyl Benzene	4.4	Not Detected	19	Not Detected
m,p-Xylene	4.4	Not Detected	19	Not Detected
o-Xylene	4.4	Not Detected	19	Not Detected
Styrene	4.4	Not Detected	18	Not Detected
Bromoform	4.4	Not Detected	45	Not Detected
Cumene	4.4	Not Detected	21	Not Detected
1,1,2,2-Tetrachloroethane	4.4	Not Detected	30	Not Detected
Propylbenzene	4.4	Not Detected	21	Not Detected
4-Ethyltoluene	4.4	Not Detected	21	Not Detected
1,3,5-Trimethylbenzene	4.4	Not Detected	21	Not Detected
1,2,4-Trimethylbenzene	4.4	5.5	21	27
1,3-Dichlorobenzene	4.4	Not Detected	26	Not Detected
1,4-Dichlorobenzene	4.4	Not Detected	26	Not Detected
alpha-Chlorotoluene	4.4	Not Detected	22	Not Detected
1,2-Dichlorobenzene	4.4	Not Detected	26	Not Detected
1,2,4-Trichlorobenzene	17	Not Detected	130	Not Detected
Hexachlorobutadiene	17	Not Detected	180	Not Detected

Container Type: 1 Liter Summa Canister

Surrogates	%Recovery	Method Limits
Toluene-d8	98	70-130
1,2-Dichloroethane-d4	88	70-130
4-Bromofluorobenzene	100	70-130

eurofins | Air Toxics

Client Sample ID: 13D0673-04

Lab ID#: 1304560-04A

EPA METHOD TO-15 GC/MS FULL SCAN

File Name:	**2042917**	**Date of Collection:**	**4/24/13 9:20:00 AM**
Dil. Factor:	**259**	**Date of Analysis:**	**4/29/13 09:52 PM**

Compound	Rpt. Limit (ppbv)	Amount (ppbv)	Rpt. Limit (ug/m3)	Amount (ug/m3)
Freon 12	130	620	640	3100
Freon 114	130	Not Detected	900	Not Detected
Chloromethane	1300	Not Detected	2700	Not Detected
Vinyl Chloride	130	Not Detected	330	Not Detected
1,3-Butadiene	130	Not Detected	290	Not Detected
Bromomethane	1300	Not Detected	5000	Not Detected
Chloroethane	520	Not Detected	1400	Not Detected
Freon 11	130	11000	730	62000
Ethanol	520	Not Detected	980	Not Detected
Freon 113	130	310	990	2400
1,1-Dichloroethene	130	Not Detected	510	Not Detected
Acetone	1300	Not Detected	3100	Not Detected
2-Propanol	520	Not Detected	1300	Not Detected
Carbon Disulfide	520	Not Detected	1600	Not Detected
3-Chloropropene	520	Not Detected	1600	Not Detected
Methylene Chloride	1300	Not Detected	4500	Not Detected
Methyl tert-butyl ether	130	Not Detected	470	Not Detected
trans-1,2-Dichloroethene	130	Not Detected	510	Not Detected
Hexane	130	Not Detected	460	Not Detected
1,1-Dichloroethane	130	Not Detected	520	Not Detected
2-Butanone (Methyl Ethyl Ketone)	520	Not Detected	1500	Not Detected
cis-1,2-Dichloroethene	130	Not Detected	510	Not Detected
Tetrahydrofuran	130	Not Detected	380	Not Detected
Chloroform	130	43000	630	210000
1,1,1-Trichloroethane	130	Not Detected	710	Not Detected
Cyclohexane	130	Not Detected	440	Not Detected
Carbon Tetrachloride	130	740	810	4600
2,2,4-Trimethylpentane	130	Not Detected	600	Not Detected
Benzene	130	Not Detected	410	Not Detected
1,2-Dichloroethane	130	Not Detected	520	Not Detected
Heptane	130	Not Detected	530	Not Detected
Trichloroethene	130	1100	700	6000
1,2-Dichloropropane	130	Not Detected	600	Not Detected
1,4-Dioxane	520	Not Detected	1900	Not Detected
Bromodichloromethane	130	Not Detected	870	Not Detected
cis-1,3-Dichloropropene	130	Not Detected	590	Not Detected
4-Methyl-2-pentanone	130	Not Detected	530	Not Detected
Toluene	130	Not Detected	490	Not Detected
trans-1,3-Dichloropropene	130	Not Detected	590	Not Detected
1,1,2-Trichloroethane	130	Not Detected	710	Not Detected
Tetrachloroethene	130	180	880	1200
2-Hexanone	520	Not Detected	2100	Not Detected

eurofins | Air Toxics

Client Sample ID: 13D0673-04

Lab ID#: 1304560-04A

EPA METHOD TO-15 GC/MS FULL SCAN

File Name:	**2042917**	**Date of Collection:**	**4/24/13 9:20:00 AM**
Dil. Factor:	**259**	**Date of Analysis:**	**4/29/13 09:52 PM**

Compound	Rpt. Limit (ppbv)	Amount (ppbv)	Rpt. Limit (ug/m3)	Amount (ug/m3)
Dibromochloromethane	130	Not Detected	1100	Not Detected
1,2-Dibromoethane (EDB)	130	Not Detected	1000	Not Detected
Chlorobenzene	130	Not Detected	600	Not Detected
Ethyl Benzene	130	Not Detected	560	Not Detected
m,p-Xylene	130	Not Detected	560	Not Detected
o-Xylene	130	Not Detected	560	Not Detected
Styrene	130	Not Detected	550	Not Detected
Bromoform	130	Not Detected	1300	Not Detected
Cumene	130	Not Detected	640	Not Detected
1,1,2,2-Tetrachloroethane	130	Not Detected	890	Not Detected
Propylbenzene	130	Not Detected	640	Not Detected
4-Ethyltoluene	130	Not Detected	640	Not Detected
1,3,5-Trimethylbenzene	130	Not Detected	640	Not Detected
1,2,4-Trimethylbenzene	130	Not Detected	640	Not Detected
1,3-Dichlorobenzene	130	Not Detected	780	Not Detected
1,4-Dichlorobenzene	130	Not Detected	780	Not Detected
alpha-Chlorotoluene	130	Not Detected	670	Not Detected
1,2-Dichlorobenzene	130	Not Detected	780	Not Detected
1,2,4-Trichlorobenzene	520	Not Detected	3800	Not Detected
Hexachlorobutadiene	520	Not Detected	5500	Not Detected

Container Type: 1 Liter Summa Canister

Surrogates	%Recovery	Method Limits
Toluene-d8	98	70-130
1,2-Dichloroethane-d4	92	70-130
4-Bromofluorobenzene	96	70-130

eurofins | Air Toxics

Client Sample ID: 13D0673-05

Lab ID#: 1304560-05A

EPA METHOD TO-15 GC/MS FULL SCAN

File Name:	**2042920**	**Date of Collection:**	**4/24/13 9:20:00 AM**
Dil. Factor:	**509**	**Date of Analysis:**	**4/30/13 08:38 AM**

Compound	Rpt. Limit (ppbv)	Amount (ppbv)	Rpt. Limit (ug/m3)	Amount (ug/m3)
Freon 12	250	3000	1200	15000
Freon 114	250	Not Detected	1800	Not Detected
Chloromethane	2500	Not Detected	5200	Not Detected
Vinyl Chloride	250	Not Detected	650	Not Detected
1,3-Butadiene	250	Not Detected	560	Not Detected
Bromomethane	2500	Not Detected	9900	Not Detected
Chloroethane	1000	Not Detected	2700	Not Detected
Freon 11	250	74000	1400	410000
Ethanol	1000	Not Detected	1900	Not Detected
Freon 113	250	2200	2000	17000
1,1-Dichloroethene	250	310	1000	1200
Acetone	2500	Not Detected	6000	Not Detected
2-Propanol	1000	Not Detected	2500	Not Detected
Carbon Disulfide	1000	Not Detected	3200	Not Detected
3-Chloropropene	1000	Not Detected	3200	Not Detected
Methylene Chloride	2500	Not Detected	8800	Not Detected
Methyl tert-butyl ether	250	Not Detected	920	Not Detected
trans-1,2-Dichloroethene	250	Not Detected	1000	Not Detected
Hexane	250	Not Detected	900	Not Detected
1,1-Dichloroethane	250	Not Detected	1000	Not Detected
2-Butanone (Methyl Ethyl Ketone)	1000	Not Detected	3000	Not Detected
cis-1,2-Dichloroethene	250	Not Detected	1000	Not Detected
Tetrahydrofuran	250	Not Detected	750	Not Detected
Chloroform	250	62000	1200	300000
1,1,1-Trichloroethane	250	Not Detected	1400	Not Detected
Cyclohexane	250	Not Detected	880	Not Detected
Carbon Tetrachloride	250	3000	1600	19000
2,2,4-Trimethylpentane	250	Not Detected	1200	Not Detected
Benzene	250	Not Detected	810	Not Detected
1,2-Dichloroethane	250	Not Detected	1000	Not Detected
Heptane	250	Not Detected	1000	Not Detected
Trichloroethene	250	2800	1400	15000
1,2-Dichloropropane	250	Not Detected	1200	Not Detected
1,4-Dioxane	1000	Not Detected	3700	Not Detected
Bromodichloromethane	250	Not Detected	1700	Not Detected
cis-1,3-Dichloropropene	250	Not Detected	1200	Not Detected
4-Methyl-2-pentanone	250	Not Detected	1000	Not Detected
Toluene	250	Not Detected	960	Not Detected
trans-1,3-Dichloropropene	250	Not Detected	1200	Not Detected
1,1,2-Trichloroethane	250	Not Detected	1400	Not Detected
Tetrachloroethene	250	300	1700	2100
2-Hexanone	1000	Not Detected	4200	Not Detected

eurofins | Air Toxics

Client Sample ID: 13D0673-05

Lab ID#: 1304560-05A

EPA METHOD TO-15 GC/MS FULL SCAN

File Name:	**2042920**	**Date of Collection:**	**4/24/13 9:20:00 AM**
Dil. Factor:	**509**	**Date of Analysis:**	**4/30/13 08:38 AM**

Compound	Rpt. Limit (ppbv)	Amount (ppbv)	Rpt. Limit (ug/m3)	Amount (ug/m3)
Dibromochloromethane	250	Not Detected	2200	Not Detected
1,2-Dibromoethane (EDB)	250	Not Detected	2000	Not Detected
Chlorobenzene	250	Not Detected	1200	Not Detected
Ethyl Benzene	250	Not Detected	1100	Not Detected
m,p-Xylene	250	Not Detected	1100	Not Detected
o-Xylene	250	Not Detected	1100	Not Detected
Styrene	250	Not Detected	1100	Not Detected
Bromoform	250	Not Detected	2600	Not Detected
Cumene	250	Not Detected	1200	Not Detected
1,1,2,2-Tetrachloroethane	250	Not Detected	1700	Not Detected
Propylbenzene	250	Not Detected	1200	Not Detected
4-Ethyltoluene	250	Not Detected	1200	Not Detected
1,3,5-Trimethylbenzene	250	Not Detected	1200	Not Detected
1,2,4-Trimethylbenzene	250	Not Detected	1200	Not Detected
1,3-Dichlorobenzene	250	Not Detected	1500	Not Detected
1,4-Dichlorobenzene	250	Not Detected	1500	Not Detected
alpha-Chlorotoluene	250	Not Detected	1300	Not Detected
1,2-Dichlorobenzene	250	Not Detected	1500	Not Detected
1,2,4-Trichlorobenzene	1000	Not Detected	7600	Not Detected
Hexachlorobutadiene	1000	Not Detected	11000	Not Detected

Container Type: 1 Liter Summa Canister

Surrogates	%Recovery	Method Limits
Toluene-d8	97	70-130
1,2-Dichloroethane-d4	91	70-130
4-Bromofluorobenzene	92	70-130

eurofins | Air Toxics

Client Sample ID: 13D0673-06

Lab ID#: 1304560-06A

EPA METHOD TO-15 GC/MS FULL SCAN

File Name:	**2042916**	**Date of Collection:**	**4/24/13 9:12:00 AM**
Dil. Factor:	**166**	**Date of Analysis:**	**4/29/13 09:09 PM**

Compound	Rpt. Limit (ppbv)	Amount (ppbv)	Rpt. Limit (ug/m3)	Amount (ug/m3)
Freon 12	83	770	410	3800
Freon 114	83	Not Detected	580	Not Detected
Chloromethane	830	Not Detected	1700	Not Detected
Vinyl Chloride	83	Not Detected	210	Not Detected
1,3-Butadiene	83	Not Detected	180	Not Detected
Bromomethane	830	Not Detected	3200	Not Detected
Chloroethane	330	Not Detected	880	Not Detected
Freon 11	83	26000	470	150000
Ethanol	330	Not Detected	620	Not Detected
Freon 113	83	640	640	4900
1,1-Dichloroethene	83	120	330	480
Acetone	830	Not Detected	2000	Not Detected
2-Propanol	330	Not Detected	820	Not Detected
Carbon Disulfide	330	Not Detected	1000	Not Detected
3-Chloropropene	330	Not Detected	1000	Not Detected
Methylene Chloride	830	Not Detected	2900	Not Detected
Methyl tert-butyl ether	83	Not Detected	300	Not Detected
trans-1,2-Dichloroethene	83	Not Detected	330	Not Detected
Hexane	83	Not Detected	290	Not Detected
1,1-Dichloroethane	83	Not Detected	340	Not Detected
2-Butanone (Methyl Ethyl Ketone)	330	Not Detected	980	Not Detected
cis-1,2-Dichloroethene	83	Not Detected	330	Not Detected
Tetrahydrofuran	83	Not Detected	240	Not Detected
Chloroform	83	4500	400	22000
1,1,1-Trichloroethane	83	Not Detected	450	Not Detected
Cyclohexane	83	Not Detected	280	Not Detected
Carbon Tetrachloride	83	810	520	5100
2,2,4-Trimethylpentane	83	Not Detected	390	Not Detected
Benzene	83	Not Detected	260	Not Detected
1,2-Dichloroethane	83	Not Detected	340	Not Detected
Heptane	83	Not Detected	340	Not Detected
Trichloroethene	83	610	450	3300
1,2-Dichloropropane	83	Not Detected	380	Not Detected
1,4-Dioxane	330	Not Detected	1200	Not Detected
Bromodichloromethane	83	Not Detected	560	Not Detected
cis-1,3-Dichloropropene	83	Not Detected	380	Not Detected
4-Methyl-2-pentanone	83	Not Detected	340	Not Detected
Toluene	83	Not Detected	310	Not Detected
trans-1,3-Dichloropropene	83	Not Detected	380	Not Detected
1,1,2-Trichloroethane	83	Not Detected	450	Not Detected
Tetrachloroethene	83	86	560	580
2-Hexanone	330	Not Detected	1400	Not Detected

eurofins | Air Toxics

Client Sample ID: 13D0673-06

Lab ID#: 1304560-06A

EPA METHOD TO-15 GC/MS FULL SCAN

File Name:	**2042916**	**Date of Collection:**	**4/24/13 9:12:00 AM**
Dil. Factor:	**166**	**Date of Analysis:**	**4/29/13 09:09 PM**

Compound	Rpt. Limit (ppbv)	Amount (ppbv)	Rpt. Limit (ug/m3)	Amount (ug/m3)
Dibromochloromethane	83	Not Detected	710	Not Detected
1,2-Dibromoethane (EDB)	83	Not Detected	640	Not Detected
Chlorobenzene	83	Not Detected	380	Not Detected
Ethyl Benzene	83	Not Detected	360	Not Detected
m,p-Xylene	83	Not Detected	360	Not Detected
o-Xylene	83	Not Detected	360	Not Detected
Styrene	83	Not Detected	350	Not Detected
Bromoform	83	Not Detected	860	Not Detected
Cumene	83	Not Detected	410	Not Detected
1,1,2,2-Tetrachloroethane	83	Not Detected	570	Not Detected
Propylbenzene	83	Not Detected	410	Not Detected
4-Ethyltoluene	83	Not Detected	410	Not Detected
1,3,5-Trimethylbenzene	83	Not Detected	410	Not Detected
1,2,4-Trimethylbenzene	83	Not Detected	410	Not Detected
1,3-Dichlorobenzene	83	Not Detected	500	Not Detected
1,4-Dichlorobenzene	83	Not Detected	500	Not Detected
alpha-Chlorotoluene	83	Not Detected	430	Not Detected
1,2-Dichlorobenzene	83	Not Detected	500	Not Detected
1,2,4-Trichlorobenzene	330	Not Detected	2500	Not Detected
Hexachlorobutadiene	330	Not Detected	3500	Not Detected

Container Type: 1 Liter Summa Canister

Surrogates	%Recovery	Method Limits
Toluene-d8	99	70-130
1,2-Dichloroethane-d4	90	70-130
4-Bromofluorobenzene	96	70-130

eurofins | Air Toxics

Client Sample ID: 13D0673-07

Lab ID#: 1304560-07A

EPA METHOD TO-15 GC/MS FULL SCAN

File Name:	**2042919**	**Date of Collection:**	**4/24/13 9:46:00 AM**
Dil. Factor:	**2.62**	**Date of Analysis:**	**4/30/13 08:02 AM**

Compound	Rpt. Limit (ppbv)	Amount (ppbv)	Rpt. Limit (ug/m3)	Amount (ug/m3)
Freon 12	1.3	Not Detected	6.5	Not Detected
Freon 114	1.3	Not Detected	9.2	Not Detected
Chloromethane	13	Not Detected	27	Not Detected
Vinyl Chloride	1.3	Not Detected	3.3	Not Detected
1,3-Butadiene	1.3	Not Detected	2.9	Not Detected
Bromomethane	13	Not Detected	51	Not Detected
Chloroethane	5.2	Not Detected	14	Not Detected
Freon 11	1.3	Not Detected	7.4	Not Detected
Ethanol	5.2	Not Detected	9.9	Not Detected
Freon 113	1.3	Not Detected	10	Not Detected
1,1-Dichloroethene	1.3	Not Detected	5.2	Not Detected
Acetone	13	Not Detected	31	Not Detected
2-Propanol	5.2	Not Detected	13	Not Detected
Carbon Disulfide	5.2	Not Detected	16	Not Detected
3-Chloropropene	5.2	Not Detected	16	Not Detected
Methylene Chloride	13	Not Detected	46	Not Detected
Methyl tert-butyl ether	1.3	Not Detected	4.7	Not Detected
trans-1,2-Dichloroethene	1.3	Not Detected	5.2	Not Detected
Hexane	1.3	Not Detected	4.6	Not Detected
1,1-Dichloroethane	1.3	Not Detected	5.3	Not Detected
2-Butanone (Methyl Ethyl Ketone)	5.2	Not Detected	15	Not Detected
cis-1,2-Dichloroethene	1.3	Not Detected	5.2	Not Detected
Tetrahydrofuran	1.3	Not Detected	3.9	Not Detected
Chloroform	1.3	Not Detected	6.4	Not Detected
1,1,1-Trichloroethane	1.3	Not Detected	7.1	Not Detected
Cyclohexane	1.3	Not Detected	4.5	Not Detected
Carbon Tetrachloride	1.3	Not Detected	8.2	Not Detected
2,2,4-Trimethylpentane	1.3	Not Detected	6.1	Not Detected
Benzene	1.3	Not Detected	4.2	Not Detected
1,2-Dichloroethane	1.3	Not Detected	5.3	Not Detected
Heptane	1.3	Not Detected	5.4	Not Detected
Trichloroethene	1.3	Not Detected	7.0	Not Detected
1,2-Dichloropropane	1.3	Not Detected	6.0	Not Detected
1,4-Dioxane	5.2	Not Detected	19	Not Detected
Bromodichloromethane	1.3	Not Detected	8.8	Not Detected
cis-1,3-Dichloropropene	1.3	Not Detected	5.9	Not Detected
4-Methyl-2-pentanone	1.3	Not Detected	5.4	Not Detected
Toluene	1.3	Not Detected	4.9	Not Detected
trans-1,3-Dichloropropene	1.3	Not Detected	5.9	Not Detected
1,1,2-Trichloroethane	1.3	Not Detected	7.1	Not Detected
Tetrachloroethene	1.3	Not Detected	8.9	Not Detected
2-Hexanone	5.2	Not Detected	21	Not Detected

eurofins | Air Toxics

Client Sample ID: 13D0673-07

Lab ID#: 1304560-07A

EPA METHOD TO-15 GC/MS FULL SCAN

File Name:	**2042919**	**Date of Collection:**	**4/24/13 9:46:00 AM**
Dil. Factor:	**2.62**	**Date of Analysis:**	**4/30/13 08:02 AM**

Compound	Rpt. Limit (ppbv)	Amount (ppbv)	Rpt. Limit (ug/m3)	Amount (ug/m3)
Dibromochloromethane	1.3	Not Detected	11	Not Detected
1,2-Dibromoethane (EDB)	1.3	Not Detected	10	Not Detected
Chlorobenzene	1.3	Not Detected	6.0	Not Detected
Ethyl Benzene	1.3	Not Detected	5.7	Not Detected
m,p-Xylene	1.3	Not Detected	5.7	Not Detected
o-Xylene	1.3	Not Detected	5.7	Not Detected
Styrene	1.3	Not Detected	5.6	Not Detected
Bromoform	1.3	Not Detected	14	Not Detected
Cumene	1.3	Not Detected	6.4	Not Detected
1,1,2,2-Tetrachloroethane	1.3	Not Detected	9.0	Not Detected
Propylbenzene	1.3	Not Detected	6.4	Not Detected
4-Ethyltoluene	1.3	Not Detected	6.4	Not Detected
1,3,5-Trimethylbenzene	1.3	Not Detected	6.4	Not Detected
1,2,4-Trimethylbenzene	1.3	Not Detected	6.4	Not Detected
1,3-Dichlorobenzene	1.3	Not Detected	7.9	Not Detected
1,4-Dichlorobenzene	1.3	Not Detected	7.9	Not Detected
alpha-Chlorotoluene	1.3	Not Detected	6.8	Not Detected
1,2-Dichlorobenzene	1.3	Not Detected	7.9	Not Detected
1,2,4-Trichlorobenzene	5.2	Not Detected	39	Not Detected
Hexachlorobutadiene	5.2	Not Detected	56	Not Detected

Container Type: 1 Liter Summa Canister

Surrogates	%Recovery	Method Limits
Toluene-d8	99	70-130
1,2-Dichloroethane-d4	90	70-130
4-Bromofluorobenzene	94	70-130

eurofins | Air Toxics

Client Sample ID: 13D0673-08

Lab ID#: 1304560-08A

EPA METHOD TO-15 GC/MS FULL SCAN

File Name:	**2042915**	**Date of Collection:**	**4/24/13 8:45:00 AM**
Dil. Factor:	**2.63**	**Date of Analysis:**	**4/29/13 08:29 PM**

Compound	Rpt. Limit (ppbv)	Amount (ppbv)	Rpt. Limit (ug/m3)	Amount (ug/m3)
Freon 12	1.3	1.9	6.5	9.6
Freon 114	1.3	Not Detected	9.2	Not Detected
Chloromethane	13	Not Detected	27	Not Detected
Vinyl Chloride	1.3	Not Detected	3.4	Not Detected
1,3-Butadiene	1.3	Not Detected	2.9	Not Detected
Bromomethane	13	Not Detected	51	Not Detected
Chloroethane	5.3	Not Detected	14	Not Detected
Freon 11	1.3	36	7.4	200
Ethanol	5.3	11	9.9	21
Freon 113	1.3	Not Detected	10	Not Detected
1,1-Dichloroethene	1.3	Not Detected	5.2	Not Detected
Acetone	13	63	31	150
2-Propanol	5.3	Not Detected	13	Not Detected
Carbon Disulfide	5.3	Not Detected	16	Not Detected
3-Chloropropene	5.3	Not Detected	16	Not Detected
Methylene Chloride	13	Not Detected	46	Not Detected
Methyl tert-butyl ether	1.3	Not Detected	4.7	Not Detected
trans-1,2-Dichloroethene	1.3	Not Detected	5.2	Not Detected
Hexane	1.3	Not Detected	4.6	Not Detected
1,1-Dichloroethane	1.3	Not Detected	5.3	Not Detected
2-Butanone (Methyl Ethyl Ketone)	5.3	Not Detected	16	Not Detected
cis-1,2-Dichloroethene	1.3	Not Detected	5.2	Not Detected
Tetrahydrofuran	1.3	1.5	3.9	4.4
Chloroform	1.3	Not Detected	6.4	Not Detected
1,1,1-Trichloroethane	1.3	Not Detected	7.2	Not Detected
Cyclohexane	1.3	Not Detected	4.5	Not Detected
Carbon Tetrachloride	1.3	1.4	8.3	8.6
2,2,4-Trimethylpentane	1.3	Not Detected	6.1	Not Detected
Benzene	1.3	Not Detected	4.2	Not Detected
1,2-Dichloroethane	1.3	Not Detected	5.3	Not Detected
Heptane	1.3	Not Detected	5.4	Not Detected
Trichloroethene	1.3	Not Detected	7.1	Not Detected
1,2-Dichloropropane	1.3	Not Detected	6.1	Not Detected
1,4-Dioxane	5.3	Not Detected	19	Not Detected
Bromodichloromethane	1.3	Not Detected	8.8	Not Detected
cis-1,3-Dichloropropene	1.3	Not Detected	6.0	Not Detected
4-Methyl-2-pentanone	1.3	Not Detected	5.4	Not Detected
Toluene	1.3	Not Detected	5.0	Not Detected
trans-1,3-Dichloropropene	1.3	Not Detected	6.0	Not Detected
1,1,2-Trichloroethane	1.3	Not Detected	7.2	Not Detected
Tetrachloroethene	1.3	Not Detected	8.9	Not Detected
2-Hexanone	5.3	Not Detected	22	Not Detected

eurofins | Air Toxics

Client Sample ID: 13D0673-08

Lab ID#: 1304560-08A

EPA METHOD TO-15 GC/MS FULL SCAN

File Name:	**2042915**	**Date of Collection:**	**4/24/13 8:45:00 AM**
Dil. Factor:	**2.63**	**Date of Analysis:**	**4/29/13 08:29 PM**

Compound	Rpt. Limit (ppbv)	Amount (ppbv)	Rpt. Limit (ug/m3)	Amount (ug/m3)
Dibromochloromethane	1.3	Not Detected	11	Not Detected
1,2-Dibromoethane (EDB)	1.3	Not Detected	10	Not Detected
Chlorobenzene	1.3	Not Detected	6.0	Not Detected
Ethyl Benzene	1.3	Not Detected	5.7	Not Detected
m,p-Xylene	1.3	Not Detected	5.7	Not Detected
o-Xylene	1.3	Not Detected	5.7	Not Detected
Styrene	1.3	Not Detected	5.6	Not Detected
Bromoform	1.3	Not Detected	14	Not Detected
Cumene	1.3	Not Detected	6.5	Not Detected
1,1,2,2-Tetrachloroethane	1.3	Not Detected	9.0	Not Detected
Propylbenzene	1.3	Not Detected	6.5	Not Detected
4-Ethyltoluene	1.3	Not Detected	6.5	Not Detected
1,3,5-Trimethylbenzene	1.3	Not Detected	6.5	Not Detected
1,2,4-Trimethylbenzene	1.3	Not Detected	6.5	Not Detected
1,3-Dichlorobenzene	1.3	Not Detected	7.9	Not Detected
1,4-Dichlorobenzene	1.3	Not Detected	7.9	Not Detected
alpha-Chlorotoluene	1.3	Not Detected	6.8	Not Detected
1,2-Dichlorobenzene	1.3	Not Detected	7.9	Not Detected
1,2,4-Trichlorobenzene	5.3	Not Detected	39	Not Detected
Hexachlorobutadiene	5.3	Not Detected	56	Not Detected

Container Type: 1 Liter Summa Canister

Surrogates	%Recovery	Method Limits
Toluene-d8	96	70-130
1,2-Dichloroethane-d4	92	70-130
4-Bromofluorobenzene	99	70-130

eurofins | Air Toxics

Client Sample ID: Lab Blank

Lab ID#: 1304560-09A

EPA METHOD TO-15 GC/MS FULL SCAN

File Name:	**2042905**	**Date of Collection: NA**	
Dil. Factor:	**1.00**	**Date of Analysis: 4/29/13 12:29 PM**	

Compound	Rpt. Limit (ppbv)	Amount (ppbv)	Rpt. Limit (ug/m3)	Amount (ug/m3)
Freon 12	0.50	Not Detected	2.5	Not Detected
Freon 114	0.50	Not Detected	3.5	Not Detected
Chloromethane	5.0	Not Detected	10	Not Detected
Vinyl Chloride	0.50	Not Detected	1.3	Not Detected
1,3-Butadiene	0.50	Not Detected	1.1	Not Detected
Bromomethane	5.0	Not Detected	19	Not Detected
Chloroethane	2.0	Not Detected	5.3	Not Detected
Freon 11	0.50	Not Detected	2.8	Not Detected
Ethanol	2.0	Not Detected	3.8	Not Detected
Freon 113	0.50	Not Detected	3.8	Not Detected
1,1-Dichloroethene	0.50	Not Detected	2.0	Not Detected
Acetone	5.0	Not Detected	12	Not Detected
2-Propanol	2.0	Not Detected	4.9	Not Detected
Carbon Disulfide	2.0	Not Detected	6.2	Not Detected
3-Chloropropene	2.0	Not Detected	6.3	Not Detected
Methylene Chloride	5.0	Not Detected	17	Not Detected
Methyl tert-butyl ether	0.50	Not Detected	1.8	Not Detected
trans-1,2-Dichloroethene	0.50	Not Detected	2.0	Not Detected
Hexane	0.50	Not Detected	1.8	Not Detected
1,1-Dichloroethane	0.50	Not Detected	2.0	Not Detected
2-Butanone (Methyl Ethyl Ketone)	2.0	Not Detected	5.9	Not Detected
cis-1,2-Dichloroethene	0.50	Not Detected	2.0	Not Detected
Tetrahydrofuran	0.50	Not Detected	1.5	Not Detected
Chloroform	0.50	Not Detected	2.4	Not Detected
1,1,1-Trichloroethane	0.50	Not Detected	2.7	Not Detected
Cyclohexane	0.50	Not Detected	1.7	Not Detected
Carbon Tetrachloride	0.50	Not Detected	3.1	Not Detected
2,2,4-Trimethylpentane	0.50	Not Detected	2.3	Not Detected
Benzene	0.50	Not Detected	1.6	Not Detected
1,2-Dichloroethane	0.50	Not Detected	2.0	Not Detected
Heptane	0.50	Not Detected	2.0	Not Detected
Trichloroethene	0.50	Not Detected	2.7	Not Detected
1,2-Dichloropropane	0.50	Not Detected	2.3	Not Detected
1,4-Dioxane	2.0	Not Detected	7.2	Not Detected
Bromodichloromethane	0.50	Not Detected	3.4	Not Detected
cis-1,3-Dichloropropene	0.50	Not Detected	2.3	Not Detected
4-Methyl-2-pentanone	0.50	Not Detected	2.0	Not Detected
Toluene	0.50	Not Detected	1.9	Not Detected
trans-1,3-Dichloropropene	0.50	Not Detected	2.3	Not Detected
1,1,2-Trichloroethane	0.50	Not Detected	2.7	Not Detected
Tetrachloroethene	0.50	Not Detected	3.4	Not Detected
2-Hexanone	2.0	Not Detected	8.2	Not Detected

eurofins | Air Toxics

Client Sample ID: Lab Blank

Lab ID#: 1304560-09A

EPA METHOD TO-15 GC/MS FULL SCAN

File Name:	**2042905**	**Date of Collection: NA**	
Dil. Factor:	**1.00**	**Date of Analysis: 4/29/13 12:29 PM**	

Compound	Rpt. Limit (ppbv)	Amount (ppbv)	Rpt. Limit (ug/m3)	Amount (ug/m3)
Dibromochloromethane	0.50	Not Detected	4.2	Not Detected
1,2-Dibromoethane (EDB)	0.50	Not Detected	3.8	Not Detected
Chlorobenzene	0.50	Not Detected	2.3	Not Detected
Ethyl Benzene	0.50	Not Detected	2.2	Not Detected
m,p-Xylene	0.50	Not Detected	2.2	Not Detected
o-Xylene	0.50	Not Detected	2.2	Not Detected
Styrene	0.50	Not Detected	2.1	Not Detected
Bromoform	0.50	Not Detected	5.2	Not Detected
Cumene	0.50	Not Detected	2.4	Not Detected
1,1,2,2-Tetrachloroethane	0.50	Not Detected	3.4	Not Detected
Propylbenzene	0.50	Not Detected	2.4	Not Detected
4-Ethyltoluene	0.50	Not Detected	2.4	Not Detected
1,3,5-Trimethylbenzene	0.50	Not Detected	2.4	Not Detected
1,2,4-Trimethylbenzene	0.50	Not Detected	2.4	Not Detected
1,3-Dichlorobenzene	0.50	Not Detected	3.0	Not Detected
1,4-Dichlorobenzene	0.50	Not Detected	3.0	Not Detected
alpha-Chlorotoluene	0.50	Not Detected	2.6	Not Detected
1,2-Dichlorobenzene	0.50	Not Detected	3.0	Not Detected
1,2,4-Trichlorobenzene	2.0	Not Detected	15	Not Detected
Hexachlorobutadiene	2.0	Not Detected	21	Not Detected

Container Type: NA - Not Applicable

Surrogates	%Recovery	Method Limits
Toluene-d8	98	70-130
1,2-Dichloroethane-d4	87	70-130
4-Bromofluorobenzene	94	70-130

eurofins | Air Toxics

Client Sample ID: CCV

Lab ID#: 1304560-10A

EPA METHOD TO-15 GC/MS FULL SCAN

File Name:	**2042902**	**Date of Collection: NA**	
Dil. Factor:	**1.00**	**Date of Analysis: 4/29/13 10:06 AM**	

Compound	**%Recovery**
Freon 12	87
Freon 114	95
Chloromethane	88
Vinyl Chloride	98
1,3-Butadiene	103
Bromomethane	120
Chloroethane	93
Freon 11	88
Ethanol	110
Freon 113	96
1,1-Dichloroethene	100
Acetone	101
2-Propanol	96
Carbon Disulfide	91
3-Chloropropene	107
Methylene Chloride	94
Methyl tert-butyl ether	93
trans-1,2-Dichloroethene	102
Hexane	103
1,1-Dichloroethane	96
2-Butanone (Methyl Ethyl Ketone)	108
cis-1,2-Dichloroethene	99
Tetrahydrofuran	106
Chloroform	94
1,1,1-Trichloroethane	92
Cyclohexane	102
Carbon Tetrachloride	95
2,2,4-Trimethylpentane	99
Benzene	105
1,2-Dichloroethane	95
Heptane	113
Trichloroethene	105
1,2-Dichloropropane	105
1,4-Dioxane	104
Bromodichloromethane	102
cis-1,3-Dichloropropene	108
4-Methyl-2-pentanone	112
Toluene	100
trans-1,3-Dichloropropene	113
1,1,2-Trichloroethane	105
Tetrachloroethene	104
2-Hexanone	119

eurofins | Air Toxics

Client Sample ID: CCV

Lab ID#: 1304560-10A

EPA METHOD TO-15 GC/MS FULL SCAN

File Name:	**2042902**	**Date of Collection: NA**	
Dil. Factor:	**1.00**	**Date of Analysis: 4/29/13 10:06 AM**	

Compound	**%Recovery**
Dibromochloromethane	110
1,2-Dibromoethane (EDB)	109
Chlorobenzene	101
Ethyl Benzene	114
m,p-Xylene	116
o-Xylene	116
Styrene	117
Bromoform	109
Cumene	110
1,1,2,2-Tetrachloroethane	100
Propylbenzene	116
4-Ethyltoluene	115
1,3,5-Trimethylbenzene	117
1,2,4-Trimethylbenzene	121
1,3-Dichlorobenzene	112
1,4-Dichlorobenzene	106
alpha-Chlorotoluene	112
1,2-Dichlorobenzene	105
1,2,4-Trichlorobenzene	93
Hexachlorobutadiene	100

Container Type: NA - Not Applicable

Surrogates	**%Recovery**	**Method Limits**
Toluene-d8	100	70-130
1,2-Dichloroethane-d4	87	70-130
4-Bromofluorobenzene	106	70-130

eurofins | Air Toxics

Client Sample ID: LCS

Lab ID#: 1304560-11A

EPA METHOD TO-15 GC/MS FULL SCAN

File Name:	**2042903**	**Date of Collection: NA**	
Dil. Factor:	**1.00**	**Date of Analysis: 4/29/13 11:00 AM**	

Compound	**%Recovery**
Freon 12	91
Freon 114	98
Chloromethane	92
Vinyl Chloride	102
1,3-Butadiene	106
Bromomethane	130
Chloroethane	100
Freon 11	90
Ethanol	112
Freon 113	100
1,1-Dichloroethene	111
Acetone	98
2-Propanol	106
Carbon Disulfide	111
3-Chloropropene	121
Methylene Chloride	96
Methyl tert-butyl ether	97
trans-1,2-Dichloroethene	115
Hexane	104
1,1-Dichloroethane	98
2-Butanone (Methyl Ethyl Ketone)	112
cis-1,2-Dichloroethene	103
Tetrahydrofuran	106
Chloroform	96
1,1,1-Trichloroethane	95
Cyclohexane	105
Carbon Tetrachloride	102
2,2,4-Trimethylpentane	98
Benzene	109
1,2-Dichloroethane	95
Heptane	112
Trichloroethene	106
1,2-Dichloropropane	106
1,4-Dioxane	109
Bromodichloromethane	104
cis-1,3-Dichloropropene	110
4-Methyl-2-pentanone	114
Toluene	102
trans-1,3-Dichloropropene	114
1,1,2-Trichloroethane	106
Tetrachloroethene	106
2-Hexanone	128

eurofins | Air Toxics

Client Sample ID: LCS

Lab ID#: 1304560-11A

EPA METHOD TO-15 GC/MS FULL SCAN

File Name:	**2042903**	**Date of Collection: NA**	
Dil. Factor:	**1.00**	**Date of Analysis: 4/29/13 11:00 AM**	

Compound	**%Recovery**
Dibromochloromethane	110
1,2-Dibromoethane (EDB)	111
Chlorobenzene	103
Ethyl Benzene	116
m,p-Xylene	120
o-Xylene	120
Styrene	126
Bromoform	109
Cumene	113
1,1,2,2-Tetrachloroethane	102
Propylbenzene	123
4-Ethyltoluene	116
1,3,5-Trimethylbenzene	123
1,2,4-Trimethylbenzene	129
1,3-Dichlorobenzene	115
1,4-Dichlorobenzene	108
alpha-Chlorotoluene	112
1,2-Dichlorobenzene	110
1,2,4-Trichlorobenzene	101
Hexachlorobutadiene	104

Container Type: NA - Not Applicable

Surrogates	**%Recovery**	**Method Limits**
Toluene-d8	101	70-130
1,2-Dichloroethane-d4	87	70-130
4-Bromofluorobenzene	106	70-130

eurofins | Air Toxics

Client Sample ID: LCSD

Lab ID#: 1304560-11AA

EPA METHOD TO-15 GC/MS FULL SCAN

File Name:	**2042904**	**Date of Collection: NA**	
Dil. Factor:	**1.00**	**Date of Analysis: 4/29/13 11:37 AM**	

Compound	**%Recovery**
Freon 12	90
Freon 114	95
Chloromethane	91
Vinyl Chloride	100
1,3-Butadiene	103
Bromomethane	128
Chloroethane	98
Freon 11	89
Ethanol	113
Freon 113	97
1,1-Dichloroethene	109
Acetone	97
2-Propanol	104
Carbon Disulfide	109
3-Chloropropene	118
Methylene Chloride	96
Methyl tert-butyl ether	96
trans-1,2-Dichloroethene	114
Hexane	102
1,1-Dichloroethane	96
2-Butanone (Methyl Ethyl Ketone)	108
cis-1,2-Dichloroethene	101
Tetrahydrofuran	103
Chloroform	94
1,1,1-Trichloroethane	93
Cyclohexane	104
Carbon Tetrachloride	101
2,2,4-Trimethylpentane	97
Benzene	108
1,2-Dichloroethane	96
Heptane	110
Trichloroethene	108
1,2-Dichloropropane	105
1,4-Dioxane	107
Bromodichloromethane	103
cis-1,3-Dichloropropene	110
4-Methyl-2-pentanone	114
Toluene	102
trans-1,3-Dichloropropene	114
1,1,2-Trichloroethane	106
Tetrachloroethene	105
2-Hexanone	127

eurofins | Air Toxics

Client Sample ID: LCSD

Lab ID#: 1304560-11AA

EPA METHOD TO-15 GC/MS FULL SCAN

File Name:	**2042904**	**Date of Collection: NA**	
Dil. Factor:	**1.00**	**Date of Analysis: 4/29/13 11:37 AM**	

Compound	**%Recovery**
Dibromochloromethane	109
1,2-Dibromoethane (EDB)	110
Chlorobenzene	102
Ethyl Benzene	114
m,p-Xylene	119
o-Xylene	118
Styrene	126
Bromoform	109
Cumene	112
1,1,2,2-Tetrachloroethane	103
Propylbenzene	120
4-Ethyltoluene	114
1,3,5-Trimethylbenzene	122
1,2,4-Trimethylbenzene	126
1,3-Dichlorobenzene	112
1,4-Dichlorobenzene	110
alpha-Chlorotoluene	116
1,2-Dichlorobenzene	110
1,2,4-Trichlorobenzene	102
Hexachlorobutadiene	106

Container Type: NA - Not Applicable

Surrogates	**%Recovery**	**Method Limits**
Toluene-d8	101	70-130
1,2-Dichloroethane-d4	84	70-130
4-Bromofluorobenzene	104	70-130

SUBCONTRACT ORDER

Turner Laboratories, Inc.

13D0673

Custody Seal Intact?
Y N None Temp_____ 4/25/13

SENDING LABORATORY:

Turner Laboratories, Inc.
2445 N. Coyote Drive, Ste #104
Tucson, AZ 85745
Phone: 520.882.5880
Fax: 520.882.9788
Project Manager: Terri Garcia

RECEIVING LABORATORY:

Air Toxics Ltd.
180 Blue Ravine Rd., Suite B
Folsom, CA 95630
Phone :(800) 985-5955
Fax:
Please CC Dawn Weyer Dweyer@turnerlabs.com

1304560

Analysis	Expires	Laboratory ID	Comments
01A **Sample ID: 13D0673-01 Air and Emissio Sampled:04/24/2013 11:50**			
TO15Mod	05/01/2013 11:50		
TO15	05/01/2013 11:50		
Containers Supplied:			
02A **Sample ID: 13D0673-02 Air and Emissio Sampled:04/24/2013 10:19**			
TO15	05/01/2013 10:19		
TO15Mod	05/01/2013 10:19		
Containers Supplied:			
03A **Sample ID: 13D0673-03 Air and Emissio Sampled:04/24/2013 10:19**			
TO15	05/01/2013 10:19		
TO15Mod	05/01/2013 10:19		
Containers Supplied:			
04A **Sample ID: 13D0673-04 Air and Emissio Sampled:04/24/2013 09:20**			
TO15Mod	05/01/2013 09:20		
TO15	05/01/2013 09:20		
Containers Supplied:			
05A **Sample ID: 13D0673-05 Air and Emissio Sampled:04/24/2013 09:20**			
TO15Mod	05/01/2013 09:20		
TO15	05/01/2013 09:20		
Containers Supplied:			

RE LEK
Custody Seal Intact?
Y N None Temp

Released By	Date	Received By	Date
	4-24-13	14:30	
Released By	Date	Received By	Date
		ATL 4/24/13	1045

SUBCONTRACT ORDER

Turner Laboratories, Inc.

13D0673

WO# 1304560

Analysis	Expires	Laboratory ID	Comments
06A **Sample ID: 13D0673-06 Air and Emissior Sampled:04/24/2013 09:12**			
TO15	05/01/2013 09:12		
TO15Mod	05/01/2013 09:12		
Containers Supplied:			
07A **Sample ID: 13D0673-07 Air and Emissior Sampled:04/24/2013 09:46**			
TO15	05/01/2013 09:46		
TO15Mod	05/01/2013 09:46		
Containers Supplied:			
08A **Sample ID: 13D0673-08 Air and Emissior Sampled:04/24/2013 08:45**			
TO15Mod	05/01/2013 08:45		
TO15	05/01/2013 08:45		
Containers Supplied:			

FedEx
Custody Seal Intact?
Y N None Temp N/A

Released By	Date	Received By	Date
	4-24-13		1650
Released By	Date	Received By	Date
		4/25/13	1045

Attachment 6 – Soil Vapor Sampling Logs (CD only)

Page Trowbridge Ranch Landfill

Soil Vapor Monitoring

Date: 10/17/12

Sampling Location: MW #5

Sampler: Jeff Christensen

Begin Purge Time: 11:28

End Purge Time: 12:01

Packer Pressure: 20 psi

Sampled At: 12:02

Canister #: 3827

Canister #:

Original "Inches Hg": 26"

Final "Inches Hg": 3"

Date: 4/24/13

Sampling Location: MW#2

Sampler: Jeff Christensen

Begin Purge Time: 8:15

End Purge Time: 8:45

Packer Pressure: 20 psi

Sampled At: 8:45

Canister #: 35543

Canister #:

Original "Inches Hg": 28"

Final "Inches Hg": 4"

Date: 4/24/13

Sampling Location: SGD-58

Sampler: Jeff Christensen

Begin Purge Time: 9:19

End Purge Time: 9:20

Packer Pressure:

Sampled At: 9:20

Canister #: 31570

Canister #:

Original "Inches Hg": 28"

Final "Inches Hg": 4"

Page Trowbridge Ranch Landfill

Soil Vapor Monitoring

Date: 4/24/15

Sampling Location: SGD-MP

Sampler: Jeff Christensen

Begin Purge Time: 9:22

End Purge Time: 9:32

Packer Pressure:

Sampled At: 9:32

Canister #: 36506

Canister #:

Original "Inches Hg": 28"

Final "Inches Hg": 4"

Date: 4/24/15

Sampling Location: Field Blank

Sampler: Jeff Christensen

Begin Purge Time:

End Purge Time:

Packer Pressure:

Sampled At: 9:46

Canister #: 2176

Canister #:

Original "Inches Hg": 28"

Final "Inches Hg": 4"

Date: 4/24/15

Sampling Location: SGD-DP

Sampler: Jeff Christensen

Begin Purge Time: 9:46

End Purge Time: 9:57

Packer Pressure:

Sampled At: 9:52

Canister #: 34117

Canister #:

Original "Inches Hg": 28"

Final "Inches Hg": 4"

Page Trowbridge Ranch Landfill

Soil Vapor Monitoring

Date: 4/24/10

Sampling Location: SGS-SP

Sampler: Jeff Christensen

Begin Purge Time: ~~10:17~~ 10:17

End Purge Time: 10:18

Packer Pressure:

Sampled At: 10:19

Canister #: 27796

Canister #:

Original "Inches Hg": 28"

Final "Inches Hg": 4"

Date: 4/24/10

Sampling Location: SGS-SP Dup

Sampler: Jeff Christensen

Begin Purge Time: 10:17

End Purge Time: 10:18

Packer Pressure:

Sampled At: 10:19

Canister #: 2213

Canister #:

Original "Inches Hg": 28"

Final "Inches Hg": 4"

Date: 4/24/10

Sampling Location: MW#1

Sampler: Jeff Christensen

Begin Purge Time: 10:29

End Purge Time: 11:09

Packer Pressure: ~20 psi

Sampled At: 11:10

Canister #: 31777

Canister #:

Original "Inches Hg": 28"

Final "Inches Hg": 4"

Attachment 7 – Groundwater Sampling Logs (CD only)

PAGE RANCH LANDFILL POST-CLOSURE PERIOD
GROUNDWATER DETECTION MONITORING

GROUNDWATER SAMPLING LOG

Date: 04/24/2013 Well Number: #2

Sampling Personnel (Print): WALT WARD, MIKE HOLCOMB, LLOYD WUNDERLICH

Signature(s): [illegible] LM Wunderlich

Depth to Groundwater

Trial 1	Trial 2	Trial 3	Average Depth
651.45	651.5	651.4	651.45

650

Well depth = 800 feet (ft)
Static water depth (typical) = 650 ft
Casing Diameter = 4 inches (150 ft of water in casing)

Casing volume = area x height = (0.0873 ft^2) x (150 ft) = 13.1 ft^3
13.1 ft^3 x 7.48 gallons/ft^3 = 98 gallons
3 casing volumes = 294 gallons

Discharge pipe volume = area x height = (0.0218 ft^2) x 650 ft) = 14.2 ft^3
14.2 ft^3 x 7.48 gallons/ft^3 = 106 gallons

Total volume of 3 casing volumes + discharge pipe = 400 gallons

32.03 SECONDS FOR 10 GALLONS 18.736PM

Beginning Purge Time: 10:15 Ending Purge Time: 11:03

Purge Flow Rate: 18.73 GPM Total Volume Purged: 899.04 GAL

Color: _____ Clarity: _____

pH/Conductivity/Temperature (see reverse side)

Samples Collected for (in order of collection):

1. VOCs (Method 524.2) X
2. Semi-VOCs (Method 8270C) X
3. Organochlorine Pesticides (Method 8081A) X
4. Mn, Na (Method 200.7) X
5. SO_4/Cl (Method 300.0) X
6. Gross Alpha/Beta X

Laboratory: TURNER LABS

TIME	ELAPSED TIME	TEMP	CONDUCT	PH	APPEARANCE
		± 1° C	± 10%	± 0.3 Units	
10:15	ZERO				
10:25		28.1	199	7.33	DARK RUST
10:30		28.2	199	7.25	MEDIUM RUST
10:35		28.2	200	7.28	SLIGHT RUST
10:40		28.3	200	7.24	LIGHT RUST
10:45		28.4	200	7.25	LIGHT RUST

Remarks: Well Stabilized: Y X N___ If the three characteristics do not stabilize after 40 minutes the well will be sampled.

PAGE RANCH LANDFILL POST-CLOSURE PERIOD
GROUNDWATER DETECTION MONITORING

GROUNDWATER SAMPLING LOG

Date: 4/24/10 Well Number: 43

Sampling Personnel (Print): WALT WAID, MIKE HOLCOMB LLOYD WINDROCK

Signature(s): Walt Waid, [illegible], LM Windrock

Depth to Groundwater

Trial 1	Trial 2	Trial 3	Average Depth
653.6	653.52	653.5	653.54

652

Well depth = 800 feet (ft)
Static water depth (typical) = 650 ft
Casing Diameter = 4 inches (150 ft of water in casing)

Casing volume = area x height = (0.0873 ft^2) x (150 ft) = 13.1 ft^3
13.1 ft^3 x 7.48 gallons/ft^3 = 98 gallons
3 casing volumes = 294 gallons

Discharge pipe volume = area x height = (0.0218 ft^2) x 650 ft) = 14.2 ft^3
14.2 ft^3 x 7.48 gallons/ft^3 = 106 gallons

Total volume of 3 casing volumes + discharge pipe = 400 gallons

Beginning Purge Time: 0913 Ending Purge Time: 1005

Purge Flow Rate: 41 seconds for 10 gal 14.6 GPM Total Volume Purged: 762.32 GAL

Color: Clarity:

pH/Conductivity/Temperature (see reverse side)

Samples Collected for (in order of collection):

1. VOCs (Method 524.2) ✓
2. Semi-VOCs (Method 8270C) ✓
3. Organochlorine Pesticides (Method 8081A) ✓
4. Mn, Na (Method 200.7) X
5. SO_4/Cl (Method 300.0) ✓
6. Gross Alpha/Beta ✓

Laboratory: TURNER LABS

TIME	ELAPSED TIME	TEMP	CONDUCT	PH	APPEARANCE
		± 1° C	± 10%	± 0.3 Units	
0913	ZERO				
0923		27.9	190	8.05	
0928		28.0	195	8.07	
0933		28.2	200	7.90	
0938		28.3	195	7.81	
0943		28.2	200	7.80	

Remarks: Well Stabilized: Y X N__ If the three characteristics do not stabilize after 40 minutes the well will be sampled.

PAGE RANCH LANDFILL POST-CLOSURE PERIOD
GROUNDWATER DETECTION MONITORING

GROUNDWATER SAMPLING LOG

Date: 04/24/2013 Well Number: #4

Sampling Personnel (Print): WALT WARD, MIKE HOLCOMB LLOYD WUNDROCK

Signature(s): Walt Ward / [illegible] L M Wunderlich

Depth to Groundwater

Trial 1	Trial 2	Trial 3	Average Depth
653.96	653.20	653.38	653.38

652 653.30

Well depth = 800 feet (ft)
Static water depth (typical) = 650 ft
Casing Diameter = 4 inches (150 ft of water in casing)

Casing volume = area x height = (0.0873 ft^2) x (150 ft) = 13.1 ft^3
13.1 ft^3 x 7.48 gallons/ft^3 = 98 gallons
3 casing volumes = 294 gallons

Discharge pipe volume = area x height = (0.0218 ft^2) x 650 ft) = 14.2 ft^3
14.2 ft^3 x 7.48 gallons/ft^3 = 106 gallons

Total volume of 3 casing volumes + discharge pipe = 400 gallons

Beginning Purge Time: 11:13 Ending Purge Time: 11:59

55.21 SEC

Purge Flow Rate: 10.86 GPM Total Volume Purged: 499.56 GAL

Color: _____ Clarity: _____

pH/Conductivity/Temperature (see reverse side)

Samples Collected for (in order of collection):

1. VOCs (Method 524.2) ✓
2. Semi-VOCs (Method 8270C) ✓
3. Organochlorine Pesticides (Method 8081A) ✓
4. Mn, Na (Method 200.7) ✓
5. SO_4/Cl (Method 300.0) ✓
6. Gross Alpha/Beta ✓

Laboratory: Munster Labs

TIME	ELAPSED TIME	TEMP	CONDUCT	PH	APPEARANCE
		± 1° C	± 10%	± 0.3 Units	
11:13	ZERO				CLEAR
11:23	10	27.6	185	7.78	CLEAR
11					
11:28	15	27.8	190	7.55	CLEAR
11:33	20	27.8	160	7.48	CLEAR
11:38	25	28.0	200	7.49	CLEAR
11:43	30	28.1	200	7.35	CLEAR

Remarks: Well Stabilized: Y X N___ If the three characteristics do not stabilize after 40 minutes the well will be sampled.

PAGE RANCH LANDFILL POST-CLOSURE PERIOD
GROUNDWATER DETECTION MONITORING

GROUNDWATER SAMPLING LOG

Date: 04/24/2013 Well Number: #5

Sampling Personnel (Print): WALT WARD, MIKE MOLCOMB, LLOYD WOODROCK

Signature(s): [illegible]

Depth to Groundwater

Trial 1	Trial 2	Trial 3	Average Depth
663.21	663.12	663.21	663.18

Well depth = 800 feet (ft)
Static water depth (typical) = 650 ft
Casing Diameter = 4 inches (150 ft of water in casing)

Casing volume = area x height = (0.0873 ft^2) x (150 ft) = 13.1 ft^3
13.1 ft^3 x 7.48 gallons/ft^3 = 98 gallons
3 casing volumes = 294 gallons

Discharge pipe volume = area x height = (0.0218 ft^2) x 650 ft) = 14.2 ft^3
14.2 ft^3 x 7.48 gallons/ft^3 = 106 gallons

Total volume of 3 casing volumes + discharge pipe = 400 gallons

Beginning Purge Time: 0802 Ending Purge Time: 0900hrs

37.95 SECONDS FOR 10 GAL

Purge Flow Rate: 15.8 GPM Total Volume Purged: 916.98 GAL

Color: _____ Clarity: _____

pH/Conductivity/Temperature (see reverse side)

Samples Collected for (in order of collection):

1. VOCs (Method 524.2) ✓
2. Semi-VOCs (Method 8270C) ✓
3. Organochlorine Pesticides (Method 8081A) ✓
4. Mn, Na (Method 200.7) ✓
5. SO_4/Cl (Method 300.0) ✓
6. Gross Alpha/Beta ____

Laboratory: TURNER LABS

TIME	ELAPSED TIME	TEMP	CONDUCT	PH	APPEARANCE
		± 1° C	± 10%	± 0.3 Units	
8:12	ZERO				
8:12	10	27.8	130	6.32	DARK RUST
8:17	15	27.7	140	6.61	DARK RUST
0822	20	27.8	160	6.73	DARK RUST
8:27	25	27.8	160	6.76	DARK RUST
8:32	30 MIN	27.8	175	6.94	DARK RUST

Remarks: Well Stabilized: Y X N___ If the three characteristics do not stabilize after 40 minutes the well will be sampled.

Attachment 8 – Laboratory Reports for April 2013 Groundwater Samples (CD only)

ORGANIC DATA ASSESSMENT SUMMARY

Project Information			
Project Name:	PTRL	Lab Name:	Turner Laboratories, Inc.
Project Number:	1420112030	Lab Report Number:	13D0675, 13D0677, 13D0679, 13D0680, 13D0681
Reviewer's Signature:	Crystal Neirby	Number of Samples:	4 primary, 1 field duplicate, 5 trip blanks
Review Date:	June 26, 2013	Matrix:	groundwater

Assessment Summary

Using the codes O, M, Z, and X described below, complete the table for a single quality control batch or sample delivery group. Identify comments by means of a footnote, e.g. M(2), describe in the space provided.

Method Name:	Total Mn and Na	Anions	Organochlorine Pesticides	SVOCs	VOCs
Method Number:	EPA 200.7	EPA 300.0	EPA 8081A	EPA 8270C	EPA 524.2
1. Preservation/hold times	O	O	O	O	O
2. Blanks	O	O	O	O	X (1)
3. Surrogates	NA	NA	O	M (3)	O
4. Matrix spike/dup	O	O	O	X (4)	O
5. Lab QC samples	O	O	O	O	X (2)
6. Overall assessment	O	O	O	O	O

Assessment Codes:

O = No quality controls (QC) problems were identified for these criteria.

M = The results are qualified due to QC problems. The quantitative results will be qualified with a QC flag indicating that the results are estimated due to error greater than specified in the method.

Z = The results are unacceptable due to gross QC problems. The results will be qualified as rejected (R).

X = QC problems were identified, but they do not affect the results, or the reviewer is not certain of the effect on the results; or supporting documentation or data is not present in the laboratory data package.

NA = Not applicable

Assessment Code	Description	Action Required
X (1)	Naphthalene was detected in the trip blank associated with MW-1.	Naphthalene was not detected in the associated sample; so results are not affected and are not qualified.
X (2)	The RPDs for methylene chloride and trans-1,2-dichloroethene in the VOC LCS/LCSD associated MW-5, MW-4, MW-3 were 23 and 27 percent, greater than the control limit of 20 percent.	The individual LCS and LCSD recoveries were acceptable; therefore, results are not affected and are not qualified.
M (3)	The recovery of surrogates 2-fluorophenol and nitrobenzene-d5 were below the control limits in the analysis of samples MW-5 and MW-3.	The low recoveries equate to a low bias in the samples and all associated results were below detection. The results are qualified as estimated and flagged with a “UJ”.
X (4)	The recoveries of 1,4-dichlorobenzene in the MS/MSD performed with sample MW-4 were 43 percent, less than the control limits.	The low recoveries equate to a low bias in the samples. The result of 1,4-dichlorobenzene in sample MW-4 was qualified as estimated and flagged with a “UJ”.

Notes: 1. Total Mn and Na = Total manganese and sodium

June 07, 2013

Jeff Christensen
University of Arizona- Risk Management Services
PO Box 210300, RM A414
Tucson, AZ 85721

TEL (520) 621-5861
FAX (520) 621-3706

Work Order No.: 13D0675
Order Name: MW #5

RE: Page Ranch

Dear Jeff Christensen,

Turner Laboratories, Inc. received 2 sample(s) on 04/24/2013 for the analyses presented in the following report.

All results are intended to be considered in their entirety, and Turner Laboratories, Inc. is not responsible for use of less than the complete report. Results apply only to the samples analyzed. Samples will be disposed of 30 days after issue of our report unless special arrangements are made.

The pages that follow may contain sensitive, privileged or confidential information intended solely for the addressee named above. If you receive this message and are not the agent or employee of the addressee, this communication has been sent in error. Please do not disseminate or copy any of the attached and notify the sender immediately by telephone. Please also return the attached sheet(s) to the sender by mail.

Please call if you have any questions.

Respectfully submitted,

Turner Laboratories, Inc.
ADHS License AZ0066

Terri L. Garcia

Terri Garcia
Technical Director

Turner Laboratories, Inc.

Date: 06/07/2013

Client: University of Arizona- Risk Management Servic
Project: Page Ranch
Work Order: 13D0675
Date Received: 04/24/2013

Order: MW #5

Work Order Sample Summary

Lab Sample ID	Client Sample ID	Matrix	Collection Date/Time
13D0675-01	MW #5	Ground Water	04/24/2013 0900
13D0675-02	Trip Blank	Trip Blank	04/24/2013 0000

Client: University of Arizona- Risk Management Services
Project: Page Ranch
Work Order: 13D0675
Date Received: 04/24/2013

Case Narrative

M2	Matrix spike recovery was low; the associated LCS/LCSD was acceptable.
R6	LCS/LCSD RPD exceeded the method acceptance limit. Recovery met the acceptance criteria.
S6	Surrogate recovery was below laboratory and method acceptance limits. Reextraction and/or reanalysis confirms low recovery caused by matrix effect.
V1	CCV recovery was above method acceptance limits. This target analyte was not detected in the sample.

All soil, sludge, and solid matrix determinations are reported on a wet weight basis unless otherwise noted.

ND	Not Detected at or above the PQL
PQL	Practical Quantitation Limit
DF	Dilution Factor

Turner Laboratories, Inc.

Date: 06/07/2013

Client: University of Arizona- Risk Management Se
Project: Page Ranch
Work Order: 13D0675
Lab Sample ID: 13D0675-01

Client Sample ID: MW #5
Collection Date/Time: 04/24/2013 0900
Matrix: Ground Water
Order Name: MW #5

Analyses	Result	PQL	Qual	Units	DF	Prep Date	Analysis Date	Analyst
ICP Total Metals-E200.7								
Manganese	0.10	0.020		mg/L	1	04/25/2013 0935	04/27/2013 1553	RAD
Sodium	29	5.0		mg/L	1	04/25/2013 0935	04/27/2013 1553	RAD
Anions by Ion Chromatography-E300								
Chloride	6.5	1.0		mg/L	1	05/03/2013 1000	05/03/2013 1856	EW
Sulfate	ND	5.0		mg/L	1	05/03/2013 1000	05/03/2013 1856	EW
Volatile Organic Compounds by GC/MS-EPA 524.2								
1,1,1,2-Tetrachloroethane	ND	0.00050		mg/L	1	04/25/2013 1227	04/25/2013 1651	KP
1,1,1-Trichloroethane	ND	0.00050		mg/L	1	04/25/2013 1227	04/25/2013 1651	KP
1,1,2,2-Tetrachloroethane	ND	0.00050		mg/L	1	04/25/2013 1227	04/25/2013 1651	KP
1,1,2-Trichloroethane	ND	0.00050		mg/L	1	04/25/2013 1227	04/25/2013 1651	KP
1,1-Dichloroethane	ND	0.00050		mg/L	1	04/25/2013 1227	04/25/2013 1651	KP
1,1-Dichloroethene	ND	0.00050		mg/L	1	04/25/2013 1227	04/25/2013 1651	KP
1,1-Dichloropropene	ND	0.00050		mg/L	1	04/25/2013 1227	04/25/2013 1651	KP
1,2,3-Trichlorobenzene	ND	0.00050		mg/L	1	04/25/2013 1227	04/25/2013 1651	KP
1,2,3-Trichloropropane	ND	0.00050		mg/L	1	04/25/2013 1227	04/25/2013 1651	KP
1,2,4-Trichlorobenzene	ND	0.00050		mg/L	1	04/25/2013 1227	04/25/2013 1651	KP
1,2,4-Trimethylbenzene	ND	0.00050		mg/L	1	04/25/2013 1227	04/25/2013 1651	KP
1,2-Dichlorobenzene	ND	0.00050		mg/L	1	04/25/2013 1227	04/25/2013 1651	KP
1,2-Dichloroethane	ND	0.00050		mg/L	1	04/25/2013 1227	04/25/2013 1651	KP
1,2-Dichloropropane	ND	0.00050		mg/L	1	04/25/2013 1227	04/25/2013 1651	KP
1,3,5-Trimethylbenzene	ND	0.00050		mg/L	1	04/25/2013 1227	04/25/2013 1651	KP
1,3-Dichlorobenzene	ND	0.00050		mg/L	1	04/25/2013 1227	04/25/2013 1651	KP
1,3-Dichloropropane	ND	0.00050		mg/L	1	04/25/2013 1227	04/25/2013 1651	KP
1,4-Dichlorobenzene	ND	0.00050		mg/L	1	04/25/2013 1227	04/25/2013 1651	KP
2,2-Dichloropropane	ND	0.00050		mg/L	1	04/25/2013 1227	04/25/2013 1651	KP
2-Chlorotoluene	ND	0.00050		mg/L	1	04/25/2013 1227	04/25/2013 1651	KP
4-Chlorotoluene	ND	0.00050		mg/L	1	04/25/2013 1227	04/25/2013 1651	KP
4-Isopropyltoluene	ND	0.00050		mg/L	1	04/25/2013 1227	04/25/2013 1651	KP
Benzene	ND	0.00050		mg/L	1	04/25/2013 1227	04/25/2013 1651	KP
Bromobenzene	ND	0.00050		mg/L	1	04/25/2013 1227	04/25/2013 1651	KP
Bromochloromethane	ND	0.00050		mg/L	1	04/25/2013 1227	04/25/2013 1651	KP
Bromodichloromethane	ND	0.00050		mg/L	1	04/25/2013 1227	04/25/2013 1651	KP
Bromoform	ND	0.00050		mg/L	1	04/25/2013 1227	04/25/2013 1651	KP
Bromomethane	ND	0.00050		mg/L	1	04/25/2013 1227	04/25/2013 1651	KP
Carbon tetrachloride	ND	0.00050		mg/L	1	04/25/2013 1227	04/25/2013 1651	KP
Chlorobenzene	ND	0.00050		mg/L	1	04/25/2013 1227	04/25/2013 1651	KP
Chloroethane	ND	0.00050		mg/L	1	04/25/2013 1227	04/25/2013 1651	KP
Chloroform	ND	0.00050		mg/L	1	04/25/2013 1227	04/25/2013 1651	KP

Turner Laboratories, Inc.

Date: 06/07/2013

Client: University of Arizona- Risk Management Se
Project: Page Ranch
Work Order: 13D0675
Lab Sample ID: 13D0675-01

Client Sample ID: MW #5
Collection Date/Time: 04/24/2013 0900
Matrix: Ground Water
Order Name: MW #5

Analyses	Result	PQL	Qual	Units	DF	Prep Date	Analysis Date	Analyst
Chloromethane	ND	0.00050		mg/L	1	04/25/2013 1227	04/25/2013 1651	KP
cis-1,2-Dichloroethene	ND	0.00050		mg/L	1	04/25/2013 1227	04/25/2013 1651	KP
cis-1,3-Dichloropropene	ND	0.00050		mg/L	1	04/25/2013 1227	04/25/2013 1651	KP
Dibromochloromethane	ND	0.00050		mg/L	1	04/25/2013 1227	04/25/2013 1651	KP
Dibromomethane	ND	0.00050		mg/L	1	04/25/2013 1227	04/25/2013 1651	KP
Dichlorodifluoromethane	ND	0.00050		mg/L	1	04/25/2013 1227	04/25/2013 1651	KP
Ethylbenzene	ND	0.00050		mg/L	1	04/25/2013 1227	04/25/2013 1651	KP
Hexachlorobutadiene	ND	0.00050		mg/L	1	04/25/2013 1227	04/25/2013 1651	KP
Isopropylbenzene	ND	0.00050		mg/L	1	04/25/2013 1227	04/25/2013 1651	KP
Methylene chloride	ND	0.00050		mg/L	1	04/25/2013 1227	04/25/2013 1651	KP
Naphthalene	ND	0.00050		mg/L	1	04/25/2013 1227	04/25/2013 1651	KP
n-Butylbenzene	ND	0.00050		mg/L	1	04/25/2013 1227	04/25/2013 1651	KP
n-Propylbenzene	ND	0.00050		mg/L	1	04/25/2013 1227	04/25/2013 1651	KP
sec-Butylbenzene	ND	0.00050		mg/L	1	04/25/2013 1227	04/25/2013 1651	KP
Styrene	ND	0.00050		mg/L	1	04/25/2013 1227	04/25/2013 1651	KP
tert-Butylbenzene	ND	0.00050		mg/L	1	04/25/2013 1227	04/25/2013 1651	KP
Tetrachloroethene	ND	0.00050		mg/L	1	04/25/2013 1227	04/25/2013 1651	KP
Toluene	ND	0.00050		mg/L	1	04/25/2013 1227	04/25/2013 1651	KP
trans-1,2-Dichloroethene	ND	0.00050		mg/L	1	04/25/2013 1227	04/25/2013 1651	KP
trans-1,3-Dichloropropene	ND	0.00050		mg/L	1	04/25/2013 1227	04/25/2013 1651	KP
Trichloroethene	ND	0.00050		mg/L	1	04/25/2013 1227	04/25/2013 1651	KP
Trichlorofluoromethane	ND	0.00050		mg/L	1	04/25/2013 1227	04/25/2013 1651	KP
TTHMs	ND	0.00050		mg/L	1	04/25/2013 1227	04/25/2013 1651	KP
Vinyl chloride	ND	0.00050		mg/L	1	04/25/2013 1227	04/25/2013 1651	KP
Xylenes, Total	ND	0.0015		mg/L	1	04/25/2013 1227	04/25/2013 1651	KP
Surr: 1,2-Dichlorobenzene-d4	*95*	*70-130*		*%REC*	*1*	*04/25/2013 1227*	*04/25/2013 1651*	*KP*
Surr: 4-Bromofluorobenzene	*94*	*70-130*		*%REC*	*1*	*04/25/2013 1227*	*04/25/2013 1651*	*KP*
Organochlorine Pesticides-SW8081A								
4,4´-DDD	ND	0.098		ug/L	1	04/30/2013 1633	05/11/2013 0025	MD
4,4´-DDE	ND	0.098		ug/L	1	04/30/2013 1633	05/11/2013 0025	MD
4,4´-DDT	ND	0.098		ug/L	1	04/30/2013 1633	05/11/2013 0025	MD
Aldrin	ND	0.098		ug/L	1	04/30/2013 1633	05/11/2013 0025	MD
alpha-BHC	ND	0.098		ug/L	1	04/30/2013 1633	05/11/2013 0025	MD
alpha-Chlordane	ND	0.098		ug/L	1	04/30/2013 1633	05/11/2013 0608	MD
beta-BHC	ND	0.098		ug/L	1	04/30/2013 1633	05/11/2013 0025	MD
delta-BHC	ND	0.098		ug/L	1	04/30/2013 1633	05/11/2013 0025	MD
Dieldrin	ND	0.098		ug/L	1	04/30/2013 1633	05/11/2013 0025	MD
Endosulfan I	ND	0.098		ug/L	1	04/30/2013 1633	05/11/2013 0025	MD
Endosulfan II	ND	0.098		ug/L	1	04/30/2013 1633	05/11/2013 0025	MD
Endosulfan sulfate	ND	0.098		ug/L	1	04/30/2013 1633	05/11/2013 0025	MD
Endrin	ND	0.098		ug/L	1	04/30/2013 1633	05/11/2013 0025	MD

Client: University of Arizona- Risk Management Se
Project: Page Ranch
Work Order: 13D0675
Lab Sample ID: 13D0675-01
Client Sample ID: MW #5
Collection Date/Time: 04/24/2013 0900
Matrix: Ground Water
Order Name: MW #5

Analyses	Result	PQL	Qual	Units	DF	Prep Date	Analysis Date	Analyst
Endrin aldehyde	ND	0.098		ug/L	1	04/30/2013 1633	05/11/2013 0025	MD
Endrin ketone	ND	0.098		ug/L	1	04/30/2013 1633	05/11/2013 0025	MD
gamma-BHC	ND	0.098		ug/L	1	04/30/2013 1633	05/11/2013 0025	MD
gamma-Chlordane	ND	0.098		ug/L	1	04/30/2013 1633	05/11/2013 0608	MD
Heptachlor	ND	0.098		ug/L	1	04/30/2013 1633	05/11/2013 0025	MD
Heptachlor epoxide	ND	0.098		ug/L	1	04/30/2013 1633	05/11/2013 0025	MD
Methoxychlor	ND	0.098		ug/L	1	04/30/2013 1633	05/11/2013 0025	MD
Toxaphene	ND	0.98		ug/L	1	04/30/2013 1633	05/11/2013 0025	MD
Surr: Decachlorobiphenyl	*92*	*51.1-138.5*		*%REC*	*1*	*04/30/2013 1633*	*05/11/2013 025*	*MD*
Surr: Tetrachloro-m-xylene	*73*	*39.1-120*		*%REC*	*1*	*04/30/2013 1633*	*05/11/2013 025*	*MD*
Semivolatile Organic Compounds-SW8270C								
1,2,4-Trichlorobenzene	ND	10		ug/L	1	04/25/2013 1712	05/05/2013 1912	MD
1,2-Dichlorobenzene	ND	10		ug/L	1	04/25/2013 1712	05/05/2013 1912	MD
1,3-Dichlorobenzene	ND	10		ug/L	1	04/25/2013 1712	05/05/2013 1912	MD
1,4-Dichlorobenzene	ND	10		ug/L	1	04/25/2013 1712	05/05/2013 1912	MD
2,4,5-Trichlorophenol	ND	10		ug/L	1	04/25/2013 1712	05/05/2013 1912	MD
2,4,6-Trichlorophenol	ND	10		ug/L	1	04/25/2013 1712	05/05/2013 1912	MD
2,4-Dichlorophenol	ND	10		ug/L	1	04/25/2013 1712	05/05/2013 1912	MD
2,4-Dimethylphenol	ND	10		ug/L	1	04/25/2013 1712	05/05/2013 1912	MD
2,4-Dinitrophenol	ND	50		ug/L	1	04/25/2013 1712	05/05/2013 1912	MD
2,4-Dinitrotoluene	ND	10		ug/L	1	04/25/2013 1712	05/05/2013 1912	MD
2,6-Dinitrotoluene	ND	10		ug/L	1	04/25/2013 1712	05/05/2013 1912	MD
2-Chloronaphthalene	ND	10		ug/L	1	04/25/2013 1712	05/05/2013 1912	MD
2-Chlorophenol	ND	10		ug/L	1	04/25/2013 1712	05/05/2013 1912	MD
2-Methylnaphthalene	ND	5.0	V1	ug/L	1	04/25/2013 1712	05/05/2013 1912	MD
2-Methylphenol	ND	10		ug/L	1	04/25/2013 1712	05/05/2013 1912	MD
2-Nitroaniline	ND	20		ug/L	1	04/25/2013 1712	05/05/2013 1912	MD
2-Nitrophenol	ND	10		ug/L	1	04/25/2013 1712	05/05/2013 1912	MD
3,3´-Dichlorobenzidine	ND	20		ug/L	1	04/25/2013 1712	05/05/2013 1912	MD
3,4-Methylphenol	ND	10		ug/L	1	04/25/2013 1712	05/05/2013 1912	MD
3-Nitroaniline	ND	20		ug/L	1	04/25/2013 1712	05/05/2013 1912	MD
4,6-Dinitro-2-methylphenol	ND	20		ug/L	1	04/25/2013 1712	05/05/2013 1912	MD
4-Bromophenyl phenyl ether	ND	10		ug/L	1	04/25/2013 1712	05/05/2013 1912	MD
4-Chloro-3-methylphenol	ND	10		ug/L	1	04/25/2013 1712	05/05/2013 1912	MD
4-Chloroaniline	ND	20		ug/L	1	04/25/2013 1712	05/05/2013 1912	MD
4-Chlorophenyl phenyl ether	ND	10		ug/L	1	04/25/2013 1712	05/05/2013 1912	MD
4-Nitroaniline	ND	20		ug/L	1	04/25/2013 1712	05/05/2013 1912	MD
4-Nitrophenol	ND	50		ug/L	1	04/25/2013 1712	05/05/2013 1912	MD
Acenaphthene	ND	5.0		ug/L	1	04/25/2013 1712	05/05/2013 1912	MD
Acenaphthylene	ND	5.0		ug/L	1	04/25/2013 1712	05/05/2013 1912	MD
Aniline	ND	20		ug/L	1	04/25/2013 1712	05/05/2013 1912	MD

Turner Laboratories, Inc.

Date: 06/07/2013

Client: University of Arizona- Risk Management Se
Project: Page Ranch
Work Order: 13D0675
Lab Sample ID: 13D0675-01

Client Sample ID: MW #5
Collection Date/Time: 04/24/2013 0900
Matrix: Ground Water
Order Name: MW #5

Analyses	Result	PQL	Qual	Units	DF	Prep Date	Analysis Date	Analyst
Anthracene	ND	5.0		ug/L	1	04/25/2013 1712	05/05/2013 1912	MD
Benzo[a]anthracene	ND	5.0		ug/L	1	04/25/2013 1712	05/05/2013 1912	MD
Benzo[a]pyrene	ND	5.0		ug/L	1	04/25/2013 1712	05/05/2013 1912	MD
Benzo[b,k]fluoranthene	ND	10		ug/L	1	04/25/2013 1712	05/05/2013 1912	MD
Benzo[g,h,i]perylene	ND	5.0		ug/L	1	04/25/2013 1712	05/05/2013 1912	MD
Benzoic acid	ND	50		ug/L	1	04/25/2013 1712	05/05/2013 1912	MD
Benzyl alcohol	ND	5.0		ug/L	1	04/25/2013 1712	05/05/2013 1912	MD
Bis(2-chloroethoxy)methane	ND	10		ug/L	1	04/25/2013 1712	05/05/2013 1912	MD
Bis(2-chloroethyl)ether	ND	10		ug/L	1	04/25/2013 1712	05/05/2013 1912	MD
Bis(2-chloroisopropyl)ether	ND	10		ug/L	1	04/25/2013 1712	05/05/2013 1912	MD
Bis(2-ethylhexyl)phthalate	ND	10		ug/L	1	04/25/2013 1712	05/05/2013 1912	MD
Butyl benzyl phthalate	ND	10		ug/L	1	04/25/2013 1712	05/05/2013 1912	MD
Chrysene	ND	5.0		ug/L	1	04/25/2013 1712	05/05/2013 1912	MD
Dibenzo[a,h]anthracene	ND	5.0		ug/L	1	04/25/2013 1712	05/05/2013 1912	MD
Dibenzofuran	ND	5.0		ug/L	1	04/25/2013 1712	05/05/2013 1912	MD
Diethyl phthalate	ND	10		ug/L	1	04/25/2013 1712	05/05/2013 1912	MD
Dimethyl phthalate	ND	10		ug/L	1	04/25/2013 1712	05/05/2013 1912	MD
Di-n-butyl phthalate	ND	10		ug/L	1	04/25/2013 1712	05/05/2013 1912	MD
Di-n-octyl phthalate	ND	10		ug/L	1	04/25/2013 1712	05/05/2013 1912	MD
Fluoranthene	ND	5.0		ug/L	1	04/25/2013 1712	05/05/2013 1912	MD
Fluorene	ND	5.0		ug/L	1	04/25/2013 1712	05/05/2013 1912	MD
Hexachlorobenzene	ND	10		ug/L	1	04/25/2013 1712	05/05/2013 1912	MD
Hexachlorobutadiene	ND	10		ug/L	1	04/25/2013 1712	05/05/2013 1912	MD
Hexachlorocyclopentadiene	ND	10		ug/L	1	04/25/2013 1712	05/05/2013 1912	MD
Hexachloroethane	ND	10		ug/L	1	04/25/2013 1712	05/05/2013 1912	MD
Indeno[1,2,3-cd]pyrene	ND	5.0		ug/L	1	04/25/2013 1712	05/05/2013 1912	MD
Isophorone	ND	10		ug/L	1	04/25/2013 1712	05/05/2013 1912	MD
Naphthalene	ND	5.0		ug/L	1	04/25/2013 1712	05/05/2013 1912	MD
Nitrobenzene	ND	10		ug/L	1	04/25/2013 1712	05/05/2013 1912	MD
N-Nitrosodimethylamine	ND	10		ug/L	1	04/25/2013 1712	05/05/2013 1912	MD
N-Nitrosodiphenylamine	ND	10		ug/L	1	04/25/2013 1712	05/05/2013 1912	MD
N-Nitrosodipropylamine	ND	10		ug/L	1	04/25/2013 1712	05/05/2013 1912	MD
Pentachlorophenol	ND	30		ug/L	1	04/25/2013 1712	05/05/2013 1912	MD
Phenanthrene	ND	5.0		ug/L	1	04/25/2013 1712	05/05/2013 1912	MD
Phenol	ND	10		ug/L	1	04/25/2013 1712	05/05/2013 1912	MD
Pyrene	ND	5.0		ug/L	1	04/25/2013 1712	05/05/2013 1912	MD
Surr: 2,4,6-Tribromophenol	*82*	*61.48-125.9*		*%REC*	*1*	*04/25/2013 1712*	*05/05/2013 1912*	*MD*
Surr: 2-Fluorobiphenyl	*52*	*41.02-91.53*		*%REC*	*1*	*04/25/2013 1712*	*05/05/2013 1912*	*MD*
Surr: 2-Fluorophenol	*32*	*38.35-57.43S6*		*%REC*	*1*	*04/25/2013 1712*	*05/05/2013 1912*	*MD*
Surr: 4-Terphenyl-d14	*55*	*14.66-124.1.*		*%REC*	*1*	*04/25/2013 1712*	*05/05/2013 1912*	*MD*
Surr: Nitrobenzene-d5	*44*	*49.49-85.19S6*		*%REC*	*1*	*04/25/2013 1712*	*05/05/2013 1912*	*MD*
Surr: Phenol-d6	*45*	*28.68-69.45*		*%REC*	*1*	*04/25/2013 1712*	*05/05/2013 1912*	*MD*

Turner Laboratories, Inc.

Date: 06/07/2013

Client:	University of Arizona- Risk Management Se	**Client Sample ID:**	MW #5
Project:	Page Ranch	**Collection Date/Time:**	04/24/2013 0900
Work Order:	13D0675	**Matrix:**	Ground Water
Lab Sample ID:	13D0675-01	**Order Name:**	MW #5

Analyses	Result	PQL	Qual	Units	DF	Prep Date	Analysis Date	Analyst

Turner Laboratories, Inc.

Date: 06/07/2013

Client: University of Arizona- Risk Management Se
Project: Page Ranch
Work Order: 13D0675
Lab Sample ID: 13D0675-02

Client Sample ID: Trip Blank
Collection Date/Time: 04/24/2013 0000
Matrix: Trip Blank
Order Name: MW #5

Analyses	Result	PQL	Qual	Units	DF	Prep Date	Analysis Date	Analyst
Volatile Organic Compounds by GC/MS-EPA 524.2								
1,1,1,2-Tetrachloroethane	ND	0.00050		mg/L	1	04/25/2013 1227	04/25/2013 1723	KP
1,1,1-Trichloroethane	ND	0.00050		mg/L	1	04/25/2013 1227	04/25/2013 1723	KP
1,1,2,2-Tetrachloroethane	ND	0.00050		mg/L	1	04/25/2013 1227	04/25/2013 1723	KP
1,1,2-Trichloroethane	ND	0.00050		mg/L	1	04/25/2013 1227	04/25/2013 1723	KP
1,1-Dichloroethane	ND	0.00050		mg/L	1	04/25/2013 1227	04/25/2013 1723	KP
1,1-Dichloroethene	ND	0.00050		mg/L	1	04/25/2013 1227	04/25/2013 1723	KP
1,1-Dichloropropene	ND	0.00050		mg/L	1	04/25/2013 1227	04/25/2013 1723	KP
1,2,3-Trichlorobenzene	ND	0.00050		mg/L	1	04/25/2013 1227	04/25/2013 1723	KP
1,2,3-Trichloropropane	ND	0.00050		mg/L	1	04/25/2013 1227	04/25/2013 1723	KP
1,2,4-Trichlorobenzene	ND	0.00050		mg/L	1	04/25/2013 1227	04/25/2013 1723	KP
1,2,4-Trimethylbenzene	ND	0.00050		mg/L	1	04/25/2013 1227	04/25/2013 1723	KP
1,2-Dichlorobenzene	ND	0.00050		mg/L	1	04/25/2013 1227	04/25/2013 1723	KP
1,2-Dichloroethane	ND	0.00050		mg/L	1	04/25/2013 1227	04/25/2013 1723	KP
1,2-Dichloropropane	ND	0.00050		mg/L	1	04/25/2013 1227	04/25/2013 1723	KP
1,3,5-Trimethylbenzene	ND	0.00050		mg/L	1	04/25/2013 1227	04/25/2013 1723	KP
1,3-Dichlorobenzene	ND	0.00050		mg/L	1	04/25/2013 1227	04/25/2013 1723	KP
1,3-Dichloropropane	ND	0.00050		mg/L	1	04/25/2013 1227	04/25/2013 1723	KP
1,4-Dichlorobenzene	ND	0.00050		mg/L	1	04/25/2013 1227	04/25/2013 1723	KP
2,2-Dichloropropane	ND	0.00050		mg/L	1	04/25/2013 1227	04/25/2013 1723	KP
2-Chlorotoluene	ND	0.00050		mg/L	1	04/25/2013 1227	04/25/2013 1723	KP
4-Chlorotoluene	ND	0.00050		mg/L	1	04/25/2013 1227	04/25/2013 1723	KP
4-Isopropyltoluene	ND	0.00050		mg/L	1	04/25/2013 1227	04/25/2013 1723	KP
Benzene	ND	0.00050		mg/L	1	04/25/2013 1227	04/25/2013 1723	KP
Bromobenzene	ND	0.00050		mg/L	1	04/25/2013 1227	04/25/2013 1723	KP
Bromochloromethane	ND	0.00050		mg/L	1	04/25/2013 1227	04/25/2013 1723	KP
Bromodichloromethane	ND	0.00050		mg/L	1	04/25/2013 1227	04/25/2013 1723	KP
Bromoform	ND	0.00050		mg/L	1	04/25/2013 1227	04/25/2013 1723	KP
Bromomethane	ND	0.00050		mg/L	1	04/25/2013 1227	04/25/2013 1723	KP
Carbon tetrachloride	ND	0.00050		mg/L	1	04/25/2013 1227	04/25/2013 1723	KP
Chlorobenzene	ND	0.00050		mg/L	1	04/25/2013 1227	04/25/2013 1723	KP
Chloroethane	ND	0.00050		mg/L	1	04/25/2013 1227	04/25/2013 1723	KP
Chloroform	ND	0.00050		mg/L	1	04/25/2013 1227	04/25/2013 1723	KP
Chloromethane	ND	0.00050		mg/L	1	04/25/2013 1227	04/25/2013 1723	KP
cis-1,2-Dichloroethene	ND	0.00050		mg/L	1	04/25/2013 1227	04/25/2013 1723	KP
cis-1,3-Dichloropropene	ND	0.00050		mg/L	1	04/25/2013 1227	04/25/2013 1723	KP
Dibromochloromethane	ND	0.00050		mg/L	1	04/25/2013 1227	04/25/2013 1723	KP
Dibromomethane	ND	0.00050		mg/L	1	04/25/2013 1227	04/25/2013 1723	KP
Dichlorodifluoromethane	ND	0.00050		mg/L	1	04/25/2013 1227	04/25/2013 1723	KP
Ethylbenzene	ND	0.00050		mg/L	1	04/25/2013 1227	04/25/2013 1723	KP
Hexachlorobutadiene	ND	0.00050		mg/L	1	04/25/2013 1227	04/25/2013 1723	KP
Isopropylbenzene	ND	0.00050		mg/L	1	04/25/2013 1227	04/25/2013 1723	KP

Turner Laboratories, Inc.

Date: 06/07/2013

Client:	University of Arizona- Risk Management Se	**Client Sample ID:**	Trip Blank
Project:	Page Ranch	**Collection Date/Time:**	04/24/2013 0000
Work Order:	13D0675	**Matrix:**	Trip Blank
Lab Sample ID:	13D0675-02	**Order Name:**	MW #5

Analyses	Result	PQL	Qual	Units	DF	Prep Date	Analysis Date	Analyst
Methylene chloride	ND	0.00050		mg/L	1	04/25/2013 1227	04/25/2013 1723	KP
Naphthalene	ND	0.00050		mg/L	1	04/25/2013 1227	04/25/2013 1723	KP
n-Butylbenzene	ND	0.00050		mg/L	1	04/25/2013 1227	04/25/2013 1723	KP
n-Propylbenzene	ND	0.00050		mg/L	1	04/25/2013 1227	04/25/2013 1723	KP
sec-Butylbenzene	ND	0.00050		mg/L	1	04/25/2013 1227	04/25/2013 1723	KP
Styrene	ND	0.00050		mg/L	1	04/25/2013 1227	04/25/2013 1723	KP
tert-Butylbenzene	ND	0.00050		mg/L	1	04/25/2013 1227	04/25/2013 1723	KP
Tetrachloroethene	ND	0.00050		mg/L	1	04/25/2013 1227	04/25/2013 1723	KP
Toluene	ND	0.00050		mg/L	1	04/25/2013 1227	04/25/2013 1723	KP
trans-1,2-Dichloroethene	ND	0.00050		mg/L	1	04/25/2013 1227	04/25/2013 1723	KP
trans-1,3-Dichloropropene	ND	0.00050		mg/L	1	04/25/2013 1227	04/25/2013 1723	KP
Trichloroethene	ND	0.00050		mg/L	1	04/25/2013 1227	04/25/2013 1723	KP
Trichlorofluoromethane	ND	0.00050		mg/L	1	04/25/2013 1227	04/25/2013 1723	KP
TTHMs	ND	0.00050		mg/L	1	04/25/2013 1227	04/25/2013 1723	KP
Vinyl chloride	ND	0.00050		mg/L	1	04/25/2013 1227	04/25/2013 1723	KP
Xylenes, Total	ND	0.0015		mg/L	1	04/25/2013 1227	04/25/2013 1723	KP
Surr: 1,2-Dichlorobenzene-d4	*94*	*70-130*		*%REC*	*1*	*04/25/2013 1227*	*04/25/2013 1723*	*KP*
Surr: 4-Bromofluorobenzene	*95*	*70-130*		*%REC*	*1*	*04/25/2013 1227*	*04/25/2013 1723*	*KP*

Client: University of Arizona- Risk Management Services
Project: Page Ranch
Work Order: 13D0675
Date Received: 04/24/2013

QC Summary

Analyte	Result	Reporting Limit	Units	Spike Level	Source Result	%REC	%REC Limits	RPD	RPD Limit	Qual
Batch 1304321 - E200.7										
Blank (1304321-BLK1)				Prepared: 04/25/2013 Analyzed: 04/27/2013						
Manganese	ND	0.020	mg/L							
Sodium	ND	5.0	mg/L							
LCS (1304321-BS1)				Prepared: 04/25/2013 Analyzed: 04/27/2013						
Manganese	0.48	0.020	mg/L	0.5000		96	85-115			
Sodium	9.7	5.0	mg/L	10.00		97	85-115			
LCS Dup (1304321-BSD1)				Prepared: 04/25/2013 Analyzed: 04/27/2013						
Manganese	0.48	0.020	mg/L	0.5000		96	85-115	0.3	20	
Sodium	9.8	5.0	mg/L	10.00		98	85-115	0.8	20	
Matrix Spike (1304321-MS1)	**Source: 13D0670-01**			Prepared: 04/25/2013 Analyzed: 04/27/2013						
Manganese	0.52	0.020	mg/L	0.5000	0.054	93	70-130			
Sodium	18	5.0	mg/L	10.00	8.7	95	70-130			
Matrix Spike (1304321-MS2)	**Source: 13D0680-01**			Prepared: 04/25/2013 Analyzed: 04/27/2013						
Manganese	0.54	0.020	mg/L	0.5000	0.10	88	70-130			
Sodium	39	5.0	mg/L	10.00	31	84	70-130			

Client: University of Arizona- Risk Management Services
Project: Page Ranch
Work Order: 13D0675
Date Received: 04/24/2013

QC Summary

Analyte	Result	Reporting Limit	Units	Spike Level	Source Result	%REC	%REC Limits	RPD	RPD Limit	Qual
Batch 1304316 - SW8270C										

Client: University of Arizona- Risk Management Services
Project: Page Ranch
Work Order: 13D0675
Date Received: 04/24/2013

QC Summary

Analyte	Result	Reporting Limit	Units	Spike Level	Source Result	%REC	%REC Limits	RPD	RPD Limit	Qual
Batch 1304316 - SW8270C										
Blank (1304316-BLK1)				Prepared: 04/25/2013 Analyzed: 05/05/2013						
1,2,4-Trichlorobenzene	ND	10	ug/L							
1,2-Dichlorobenzene	ND	10	ug/L							
1,3-Dichlorobenzene	ND	10	ug/L							
1,4-Dichlorobenzene	ND	10	ug/L							
2,4,5-Trichlorophenol	ND	10	ug/L							
2,4,6-Trichlorophenol	ND	10	ug/L							
2,4-Dichlorophenol	ND	10	ug/L							
2,4-Dimethylphenol	ND	10	ug/L							
2,4-Dinitrophenol	ND	50	ug/L							
2,4-Dinitrotoluene	ND	10	ug/L							
2,6-Dinitrotoluene	ND	10	ug/L							
2-Chloronaphthalene	ND	10	ug/L							
2-Chlorophenol	ND	10	ug/L							
2-Methylnaphthalene	ND	5.0	ug/L							
2-Methylphenol	ND	10	ug/L							
2-Nitroaniline	ND	20	ug/L							
2-Nitrophenol	ND	10	ug/L							
3,3´-Dichlorobenzidine	ND	20	ug/L							
3,4-Methylphenol	ND	10	ug/L							
3-Nitroaniline	ND	20	ug/L							
4,6-Dinitro-2-methylphenol	ND	20	ug/L							
4-Bromophenyl phenyl ether	ND	10	ug/L							
4-Chloro-3-methylphenol	ND	10	ug/L							
4-Chloroaniline	ND	20	ug/L							
4-Chlorophenyl phenyl ether	ND	10	ug/L							
4-Nitroaniline	ND	20	ug/L							
4-Nitrophenol	ND	50	ug/L							
Acenaphthene	ND	5.0	ug/L							
Acenaphthylene	ND	5.0	ug/L							
Aniline	ND	20	ug/L							
Anthracene	ND	5.0	ug/L							
Benzo[a]anthracene	ND	5.0	ug/L							
Benzo[a]pyrene	ND	5.0	ug/L							
Benzo[b,k]fluoranthene	ND	10	ug/L							
Benzo[g,h,i]perylene	ND	5.0	ug/L							
Benzoic acid	ND	50	ug/L							
Benzyl alcohol	ND	5.0	ug/L							
Bis(2-chloroethoxy)methane	ND	10	ug/L							
Bis(2-chloroethyl)ether	ND	10	ug/L							
Bis(2-chloroisopropyl)ether	ND	10	ug/L							
Bis(2-ethylhexyl)phthalate	ND	10	ug/L							
Butyl benzyl phthalate	ND	10	ug/L							
Chrysene	ND	5.0	ug/L							
Dibenzo[a,h]anthracene	ND	5.0	ug/L							
Dibenzofuran	ND	5.0	ug/L							
Diethyl phthalate	ND	10	ug/L							
Dimethyl phthalate	ND	10	ug/L							
Di-n-butyl phthalate	ND	10	ug/L							

Client: University of Arizona- Risk Management Services
Project: Page Ranch
Work Order: 13D0675
Date Received: 04/24/2013

QC Summary

Analyte	Result	Reporting Limit	Units	Spike Level	Source Result	%REC	%REC Limits	RPD	RPD Limit	Qual
Batch 1304316 - SW8270C										
Blank (1304316-BLK1)				Prepared: 04/25/2013 Analyzed: 05/05/2013						
Di-n-octyl phthalate	ND	10	ug/L							
Fluoranthene	ND	5.0	ug/L							
Fluorene	ND	5.0	ug/L							
Hexachlorobenzene	ND	10	ug/L							
Hexachlorobutadiene	ND	10	ug/L							
Hexachlorocyclopentadiene	ND	10	ug/L							
Hexachloroethane	ND	10	ug/L							
Indeno[1,2,3-cd]pyrene	ND	5.0	ug/L							
Isophorone	ND	10	ug/L							
Naphthalene	ND	5.0	ug/L							
Nitrobenzene	ND	10	ug/L							
N-Nitrosodimethylamine	ND	10	ug/L							
N-Nitrosodiphenylamine	ND	10	ug/L							
N-Nitrosodipropylamine	ND	10	ug/L							
Pentachlorophenol	ND	30	ug/L							
Phenanthrene	ND	5.0	ug/L							
Phenol	ND	10	ug/L							
Pyrene	ND	5.0	ug/L							
Surrogate: 2,4,6-Tribromophenol	*82.1*		*ug/L*	*100.0*		*82*	*61.48-125.96*			
Surrogate: 2-Fluorobiphenyl	*63.8*		*ug/L*	*100.0*		*64*	*41.02-91.53*			
Surrogate: 2-Fluorophenol	*40.4*		*ug/L*	*100.0*		*40*	*38.35-57.43*			
Surrogate: 4-Terphenyl-d14	*52.1*		*ug/L*	*100.0*		*52*	*14.66-124.11*			
Surrogate: Nitrobenzene-d5	*66.6*		*ug/L*	*100.0*		*67*	*49.49-85.19*			
Surrogate: Phenol-d6	*53.9*		*ug/L*	*100.0*		*54*	*28.68-69.45*			
LCS (1304316-BS1)				Prepared: 04/25/2013 Analyzed: 05/14/2013						
1,2,4-Trichlorobenzene	37	10	ug/L	50.00		74	28.14-85.64			
1,4-Dichlorobenzene	28	10	ug/L	50.00		57	27.79-64.15			
2,4-Dinitrotoluene	31	10	ug/L	50.00		61	39.27-79.35			
2-Chlorophenol	62	10	ug/L	100.0		62	24.62-79.98			
4-Chloro-3-methylphenol	60	10	ug/L	100.0		60	37.66-82.55			
4-Nitrophenol	64	50	ug/L	100.0		64	26.58-91.73			
Acenaphthene	30	5.0	ug/L	50.00		59	41.63-72.14			
N-Nitrosodipropylamine	39	10	ug/L	50.00		78	36.81-88.63			
Pentachlorophenol	64	30	ug/L	100.0		64	32.14-95.92			
Phenol	48	10	ug/L	100.0		48	7.96-52.41			
Pyrene	33	5.0	ug/L	50.00		66	41.65-82.75			
Surrogate: 2,4,6-Tribromophenol	*78.6*		*ug/L*	*100.0*		*79*	*32.57-112.08*			
Surrogate: 2-Fluorobiphenyl	*64.6*		*ug/L*	*100.0*		*65*	*36.69-77.45*			
Surrogate: 2-Fluorophenol	*45.7*		*ug/L*	*100.0*		*46*	*0-86.73*			
Surrogate: 4-Terphenyl-d14	*51.9*		*ug/L*	*100.0*		*52*	*37.21-81.06*			
Surrogate: Nitrobenzene-d5	*66.0*		*ug/L*	*100.0*		*66*	*36.8-79.16*			
Surrogate: Phenol-d6	*50.2*		*ug/L*	*100.0*		*50*	*0-56.2*			

Client: University of Arizona- Risk Management Services
Project: Page Ranch
Work Order: 13D0675
Date Received: 04/24/2013

QC Summary

Analyte	Result	Reporting Limit	Units	Spike Level	Source Result	%REC	%REC Limits	RPD	RPD Limit	Qual
Batch 1304316 - SW8270C										
LCS Dup (1304316-BSD1)				Prepared: 04/25/2013 Analyzed: 05/14/2013						
1,2,4-Trichlorobenzene	37	10	ug/L	50.00		74	28.14-85.64	0.8	30	
1,4-Dichlorobenzene	27	10	ug/L	50.00		53	27.79-64.15	6	30	
2,4-Dinitrotoluene	33	10	ug/L	50.00		66	39.27-79.35	8	30	
2-Chlorophenol	63	10	ug/L	100.0		63	24.62-79.98	2	30	
4-Chloro-3-methylphenol	60	10	ug/L	100.0		60	37.66-82.55	0.3	30	
4-Nitrophenol	69	50	ug/L	100.0		69	26.58-91.73	8	30	
Acenaphthene	33	5.0	ug/L	50.00		65	41.63-72.14	9	30	
N-Nitrosodipropylamine	41	10	ug/L	50.00		81	36.81-88.63	4	30	
Pentachlorophenol	70	30	ug/L	100.0		70	32.14-95.92	10	30	
Phenol	47	10	ug/L	100.0		47	7.96-52.41	2	30	
Pyrene	35	5.0	ug/L	50.00		69	41.65-82.75	5	30	
Surrogate: 2,4,6-Tribromophenol	*87.3*		*ug/L*	*100.0*		*87*	*32.57-112.08*			
Surrogate: 2-Fluorobiphenyl	*68.1*		*ug/L*	*100.0*		*68*	*36.69-77.45*			
Surrogate: 2-Fluorophenol	*46.2*		*ug/L*	*100.0*		*46*	*0-86.73*			
Surrogate: 4-Terphenyl-d14	*53.7*		*ug/L*	*100.0*		*54*	*37.21-81.06*			
Surrogate: Nitrobenzene-d5	*67.0*		*ug/L*	*100.0*		*67*	*36.8-79.16*			
Surrogate: Phenol-d6	*50.4*		*ug/L*	*100.0*		*50*	*0-56.2*			
Matrix Spike (1304316-MS1)		**Source: 13D0680-01**		Prepared: 04/25/2013 Analyzed: 05/10/2013						
1,2,4-Trichlorobenzene	30	10	ug/L	49.90	ND	60	51.67-99.16			
1,4-Dichlorobenzene	19	10	ug/L	49.90	ND	38	44.91-69.29			M2
2,4-Dinitrotoluene	32	10	ug/L	49.90	ND	64	45.63-98.31			
2-Chlorophenol	53	10	ug/L	99.80	ND	53	53.62-77.95			M2
4-Chloro-3-methylphenol	57	10	ug/L	99.80	ND	57	54.19-87.12			
4-Nitrophenol	76	50	ug/L	99.80	ND	76	33.45-100.91			
Acenaphthene	29	5.0	ug/L	49.90	ND	59	10.45-102.26			
N-Nitrosodipropylamine	33	10	ug/L	49.90	ND	66	50.37-110.06			
Pentachlorophenol	69	30	ug/L	99.80	ND	69	52.6-111			
Phenol	44	10	ug/L	99.80	ND	44	25.68-69.53			
Pyrene	27	5.0	ug/L	49.90	ND	54	58.09-82.37			M2
Surrogate: 2,4,6-Tribromophenol	*77.3*		*ug/L*	*99.80*		*77*	*61.48-125.96*			
Surrogate: 2-Fluorobiphenyl	*58.4*		*ug/L*	*99.80*		*59*	*41.02-91.53*			
Surrogate: 2-Fluorophenol	*41.4*		*ug/L*	*99.80*		*42*	*38.35-57.43*			
Surrogate: 4-Terphenyl-d14	*51.8*		*ug/L*	*99.80*		*52*	*14.66-124.11*			
Surrogate: Nitrobenzene-d5	*59.3*		*ug/L*	*99.80*		*59*	*49.49-85.19*			
Surrogate: Phenol-d6	*46.0*		*ug/L*	*99.80*		*46*	*28.68-69.45*			

Client: University of Arizona- Risk Management Services
Project: Page Ranch
Work Order: 13D0675
Date Received: 04/24/2013

QC Summary

Analyte	Result	Reporting Limit	Units	Spike Level	Source Result	%REC	%REC Limits	RPD	RPD Limit	Qual
Batch 1304316 - SW8270C										
Matrix Spike Dup (1304316-MSD1)	**Source: 13D0680-01**			Prepared: 04/25/2013 Analyzed: 05/10/2013						
1,2,4-Trichlorobenzene	33	10	ug/L	50.25	ND	66	51.67-99.16	11	30	
1,4-Dichlorobenzene	20	10	ug/L	50.25	ND	39	44.91-69.29	3	30	M2
2,4-Dinitrotoluene	34	10	ug/L	50.25	ND	68	45.63-98.31	8	30	
2-Chlorophenol	57	10	ug/L	100.5	ND	57	53.62-77.95	8	30	
4-Chloro-3-methylphenol	68	10	ug/L	100.5	ND	68	54.19-87.12	18	30	
4-Nitrophenol	85	50	ug/L	100.5	ND	84	33.45-100.91	11	30	
Acenaphthene	32	5.0	ug/L	50.25	ND	63	10.45-102.26	9	30	
N-Nitrosodipropylamine	39	10	ug/L	50.25	ND	78	50.37-110.06	17	30	
Pentachlorophenol	76	30	ug/L	100.5	ND	76	52.6-111	9	30	
Phenol	52	10	ug/L	100.5	ND	51	25.68-69.53	16	30	
Pyrene	31	5.0	ug/L	50.25	ND	61	58.09-82.37	12	30	
Surrogate: 2,4,6-Tribromophenol	*88.9*		*ug/L*	*100.5*		*88*	*61.48-125.96*			
Surrogate: 2-Fluorobiphenyl	*64.8*		*ug/L*	*100.5*		*65*	*41.02-91.53*			
Surrogate: 2-Fluorophenol	*39.2*		*ug/L*	*100.5*		*39*	*38.35-57.43*			
Surrogate: 4-Terphenyl-d14	*61.5*		*ug/L*	*100.5*		*61*	*14.66-124.11*			
Surrogate: Nitrobenzene-d5	*68.6*		*ug/L*	*100.5*		*68*	*49.49-85.19*			
Surrogate: Phenol-d6	*54.1*		*ug/L*	*100.5*		*54*	*28.68-69.45*			
Batch 1304394 - SW8081A										
Blank (1304394-BLK1)				Prepared: 04/30/2013 Analyzed: 05/10/2013						
4,4´-DDD	ND	0.10	ug/L							
4,4´-DDE	ND	0.10	ug/L							
4,4´-DDT	ND	0.10	ug/L							
Aldrin	ND	0.10	ug/L							
alpha-BHC	ND	0.10	ug/L							
alpha-Chlordane	ND	0.10	ug/L							
beta-BHC	ND	0.10	ug/L							
delta-BHC	ND	0.10	ug/L							
Dieldrin	ND	0.10	ug/L							
Endosulfan I	ND	0.10	ug/L							
Endosulfan II	ND	0.10	ug/L							
Endosulfan sulfate	ND	0.10	ug/L							
Endrin	ND	0.10	ug/L							
Endrin aldehyde	ND	0.10	ug/L							
Endrin ketone	ND	0.10	ug/L							
gamma-BHC	ND	0.10	ug/L							
gamma-Chlordane	ND	0.10	ug/L							
Heptachlor	ND	0.10	ug/L							
Heptachlor epoxide	ND	0.10	ug/L							
Methoxychlor	ND	0.10	ug/L							
Toxaphene	ND	1.0	ug/L							
Surrogate: Decachlorobiphenyl	*0.758*		*ug/L*	*1.000*		*76*	*51.1-138.5*			
Surrogate: Tetrachloro-m-xylene	*0.495*		*ug/L*	*1.000*		*50*	*39.1-120*			

Client: University of Arizona- Risk Management Services
Project: Page Ranch
Work Order: 13D0675
Date Received: 04/24/2013

QC Summary

Analyte	Result	Reporting Limit	Units	Spike Level	Source Result	%REC	%REC Limits	RPD	RPD Limit	Qual
Batch 1304394 - SW8081A										
LCS (1304394-BS1)				Prepared: 04/30/2013 Analyzed: 05/10/2013						
4,4´-DDT	0.67	0.10	ug/L	1.000		67	57-116.5			
Aldrin	0.31	0.10	ug/L	0.5000		62	48.4-113.2			
Dieldrin	0.67	0.10	ug/L	1.000		67	53.2-117.5			
Endrin	0.69	0.10	ug/L	1.000		69	49.2-123.7			
gamma-BHC	0.35	0.10	ug/L	0.5000		69	58.9-127.4			
Heptachlor	0.30	0.10	ug/L	0.5000		60	48.1-120			
Surrogate: Decachlorobiphenyl	*0.717*		*ug/L*	*1.000*		*72*	*51.6-128.7*			
Surrogate: Tetrachloro-m-xylene	*0.453*		*ug/L*	*1.000*		*45*	*37.1-110.6*			
LCS Dup (1304394-BSD1)				Prepared: 04/30/2013 Analyzed: 05/10/2013						
4,4´-DDT	0.74	0.10	ug/L	1.000		74	57-116.5	10	30	
Aldrin	0.35	0.10	ug/L	0.5000		71	48.4-113.2	13	30	
Dieldrin	0.75	0.10	ug/L	1.000		75	53.2-117.5	11	30	
Endrin	0.74	0.10	ug/L	1.000		74	49.2-123.7	7	30	
gamma-BHC	0.41	0.10	ug/L	0.5000		82	58.9-127.4	16	30	
Heptachlor	0.35	0.10	ug/L	0.5000		70	48.1-120	15	30	
Surrogate: Decachlorobiphenyl	*0.793*		*ug/L*	*1.000*		*79*	*51.6-128.7*			
Surrogate: Tetrachloro-m-xylene	*0.636*		*ug/L*	*1.000*		*64*	*37.1-110.6*			
Matrix Spike (1304394-MS1)		**Source: 13D0680-01**		Prepared: 04/30/2013 Analyzed: 05/10/2013						
4,4´-DDT	0.70	0.099	ug/L	0.9921	ND	71	16.5-164.5			
Aldrin	0.35	0.099	ug/L	0.4960	ND	70	20.7-143.6			
Dieldrin	0.73	0.099	ug/L	0.9921	ND	73	53.5-127.4			
Endrin	0.74	0.099	ug/L	0.9921	ND	75	52.9-133.2			
gamma-BHC	0.34	0.099	ug/L	0.4960	ND	69	51.9-134.6			
Heptachlor	0.34	0.099	ug/L	0.4960	ND	68	32.7-141.3			
Surrogate: Decachlorobiphenyl	*0.740*		*ug/L*	*0.9921*		*75*	*51.1-138.5*			
Surrogate: Tetrachloro-m-xylene	*0.619*		*ug/L*	*0.9921*		*62*	*39.1-120*			
Matrix Spike Dup (1304394-MSD1)		**Source: 13D0680-01**		Prepared: 04/30/2013 Analyzed: 05/10/2013						
4,4´-DDT	0.76	0.10	ug/L	0.9970	ND	76	16.5-164.5	8	30	
Aldrin	0.37	0.10	ug/L	0.4985	ND	75	20.7-143.6	7	30	
Dieldrin	0.78	0.10	ug/L	0.9970	ND	78	53.5-127.4	6	30	
Endrin	0.79	0.10	ug/L	0.9970	ND	80	52.9-133.2	7	30	
gamma-BHC	0.36	0.10	ug/L	0.4985	ND	73	51.9-134.6	6	30	
Heptachlor	0.36	0.10	ug/L	0.4985	ND	73	32.7-141.3	7	30	
Surrogate: Decachlorobiphenyl	*0.829*		*ug/L*	*0.9970*		*83*	*51.1-138.5*			
Surrogate: Tetrachloro-m-xylene	*0.672*		*ug/L*	*0.9970*		*67*	*39.1-120*			

Client: University of Arizona- Risk Management Services
Project: Page Ranch
Work Order: 13D0675
Date Received: 04/24/2013

QC Summary

Analyte	Result	Reporting Limit	Units	Spike Level	Source Result	%REC	%REC Limits	RPD	RPD Limit	Qual
Batch 1304327 - EPA 524.2										

Client: University of Arizona- Risk Management Services
Project: Page Ranch
Work Order: 13D0675
Date Received: 04/24/2013

QC Summary

Analyte	Result	Reporting Limit	Units	Spike Level	Source Result	%REC	%REC Limits	RPD	RPD Limit	Qual
Batch 1304327 - EPA 524.2										
Blank (1304327-BLK1)				Prepared & Analyzed: 04/25/2013						
1,1,1,2-Tetrachloroethane	ND	0.00050	mg/L							
1,1,1-Trichloroethane	ND	0.00050	mg/L							
1,1,2,2-Tetrachloroethane	ND	0.00050	mg/L							
1,1,2-Trichloroethane	ND	0.00050	mg/L							
1,1-Dichloroethane	ND	0.00050	mg/L							
1,1-Dichloroethene	ND	0.00050	mg/L							
1,1-Dichloropropene	ND	0.00050	mg/L							
1,2,3-Trichlorobenzene	ND	0.00050	mg/L							
1,2,3-Trichloropropane	ND	0.00050	mg/L							
1,2,4-Trichlorobenzene	ND	0.00050	mg/L							
1,2,4-Trimethylbenzene	ND	0.00050	mg/L							
1,2-Dichlorobenzene	ND	0.00050	mg/L							
1,2-Dichloroethane	ND	0.00050	mg/L							
1,2-Dichloropropane	ND	0.00050	mg/L							
1,3,5-Trimethylbenzene	ND	0.00050	mg/L							
1,3-Dichlorobenzene	ND	0.00050	mg/L							
1,3-Dichloropropane	ND	0.00050	mg/L							
1,4-Dichlorobenzene	ND	0.00050	mg/L							
2,2-Dichloropropane	ND	0.00050	mg/L							
2-Chlorotoluene	ND	0.00050	mg/L							
4-Chlorotoluene	ND	0.00050	mg/L							
4-Isopropyltoluene	ND	0.00050	mg/L							
Benzene	ND	0.00050	mg/L							
Bromobenzene	ND	0.00050	mg/L							
Bromochloromethane	ND	0.00050	mg/L							
Bromodichloromethane	ND	0.00050	mg/L							
Bromoform	ND	0.00050	mg/L							
Bromomethane	ND	0.00050	mg/L							
Carbon tetrachloride	ND	0.00050	mg/L							
Chlorobenzene	ND	0.00050	mg/L							
Chloroethane	ND	0.00050	mg/L							
Chloroform	ND	0.00050	mg/L							
Chloromethane	ND	0.00050	mg/L							
cis-1,2-Dichloroethene	ND	0.00050	mg/L							
cis-1,3-Dichloropropene	ND	0.00050	mg/L							
Dibromochloromethane	ND	0.00050	mg/L							
Dibromomethane	ND	0.00050	mg/L							
Dichlorodifluoromethane	ND	0.00050	mg/L							
Ethylbenzene	ND	0.00050	mg/L							
Hexachlorobutadiene	ND	0.00050	mg/L							
Isopropylbenzene	ND	0.00050	mg/L							
Methylene chloride	ND	0.00050	mg/L							
Naphthalene	ND	0.00050	mg/L							
n-Butylbenzene	ND	0.00050	mg/L							
n-Propylbenzene	ND	0.00050	mg/L							
sec-Butylbenzene	ND	0.00050	mg/L							
Styrene	ND	0.00050	mg/L							
tert-Butylbenzene	ND	0.00050	mg/L							

Client: University of Arizona- Risk Management Services
Project: Page Ranch
Work Order: 13D0675
Date Received: 04/24/2013

QC Summary

Analyte	Result	Reporting Limit	Units	Spike Level	Source Result	%REC	%REC Limits	RPD	RPD Limit	Qual
Batch 1304327 - EPA 524.2										
Blank (1304327-BLK1)				Prepared & Analyzed: 04/25/2013						
Tetrachloroethene	ND	0.00050	mg/L							
Toluene	ND	0.00050	mg/L							
trans-1,2-Dichloroethene	ND	0.00050	mg/L							
trans-1,3-Dichloropropene	ND	0.00050	mg/L							
Trichloroethene	ND	0.00050	mg/L							
Trichlorofluoromethane	ND	0.00050	mg/L							
TTHMs	ND	0.00050	mg/L							
Vinyl chloride	ND	0.00050	mg/L							
Xylenes, Total	ND	0.0015	mg/L							
Surrogate: 1,2-Dichlorobenzene-d4	*0.96*		*ug/L*	*1.000*		*96*	*70-130*			
Surrogate: 4-Bromofluorobenzene	*0.98*		*ug/L*	*1.000*		*98*	*70-130*			

Client: University of Arizona- Risk Management Services
Project: Page Ranch
Work Order: 13D0675
Date Received: 04/24/2013

QC Summary

Analyte	Result	Reporting Limit	Units	Spike Level	Source Result	%REC	%REC Limits	RPD	RPD Limit	Qual
Batch 1304327 - EPA 524.2										
LCS (1304327-BS1)				Prepared & Analyzed: 04/25/2013						
1,1,1,2-Tetrachloroethane	0.010	0.00050	mg/L	0.01000		104	70-130			
1,1,1-Trichloroethane	0.010	0.00050	mg/L	0.01000		103	70-130			
1,1,2,2-Tetrachloroethane	0.011	0.00050	mg/L	0.01000		114	70-130			
1,1,2-Trichloroethane	0.011	0.00050	mg/L	0.01000		111	70-130			
1,1-Dichloroethane	0.012	0.00050	mg/L	0.01000		117	70-130			
1,1-Dichloroethene	0.0092	0.00050	mg/L	0.01000		92	70-130			
1,1-Dichloropropene	0.0094	0.00050	mg/L	0.01000		94	70-130			
1,2,3-Trichlorobenzene	0.011	0.00050	mg/L	0.01000		114	70-130			
1,2,3-Trichloropropane	0.011	0.00050	mg/L	0.01000		114	70-130			
1,2,4-Trichlorobenzene	0.011	0.00050	mg/L	0.01000		108	70-130			
1,2,4-Trimethylbenzene	0.010	0.00050	mg/L	0.01000		103	70-130			
1,2-Dichlorobenzene	0.011	0.00050	mg/L	0.01000		107	70-130			
1,2-Dichloroethane	0.011	0.00050	mg/L	0.01000		109	70-130			
1,2-Dichloropropane	0.010	0.00050	mg/L	0.01000		102	70-130			
1,3,5-Trimethylbenzene	0.010	0.00050	mg/L	0.01000		103	70-130			
1,3-Dichlorobenzene	0.010	0.00050	mg/L	0.01000		101	70-130			
1,3-Dichloropropane	0.011	0.00050	mg/L	0.01000		109	70-130			
1,4-Dichlorobenzene	0.010	0.00050	mg/L	0.01000		101	70-130			
2,2-Dichloropropane	0.0098	0.00050	mg/L	0.01000		98	70-130			
2-Chlorotoluene	0.010	0.00050	mg/L	0.01000		103	70-130			
4-Chlorotoluene	0.010	0.00050	mg/L	0.01000		101	70-130			
4-Isopropyltoluene	0.010	0.00050	mg/L	0.01000		102	70-130			
Benzene	0.0099	0.00050	mg/L	0.01000		99	70-130			
Bromobenzene	0.011	0.00050	mg/L	0.01000		106	70-130			
Bromochloromethane	0.011	0.00050	mg/L	0.01000		109	70-130			
Bromodichloromethane	0.010	0.00050	mg/L	0.01000		104	70-130			
Bromoform	0.011	0.00050	mg/L	0.01000		106	70-130			
Bromomethane	0.011	0.00050	mg/L	0.01000		106	70-130			
Carbon tetrachloride	0.0099	0.00050	mg/L	0.01000		99	70-130			
Chlorobenzene	0.0099	0.00050	mg/L	0.01000		99	70-130			
Chloroethane	0.010	0.00050	mg/L	0.01000		101	70-130			
Chloroform	0.010	0.00050	mg/L	0.01000		103	70-130			
Chloromethane	0.0089	0.00050	mg/L	0.01000		89	70-130			
cis-1,2-Dichloroethene	0.0098	0.00050	mg/L	0.01000		98	70-130			
cis-1,3-Dichloropropene	0.010	0.00050	mg/L	0.01000		102	70-130			
Dibromochloromethane	0.011	0.00050	mg/L	0.01000		108	70-130			
Dibromomethane	0.011	0.00050	mg/L	0.01000		107	70-130			
Dichlorodifluoromethane	0.0093	0.00050	mg/L	0.01000		93	70-130			
Ethylbenzene	0.010	0.00050	mg/L	0.01000		100	70-130			
Hexachlorobutadiene	0.010	0.00050	mg/L	0.01000		101	70-130			
Isopropylbenzene	0.010	0.00050	mg/L	0.01000		102	70-130			
Methyl tert-Butyl Ether (MTBE)	0.011	0.00050	mg/L	0.01000		112	0-200			
Methylene chloride	0.011	0.00050	mg/L	0.01000		106	70-130			R6
Naphthalene	0.011	0.00050	mg/L	0.01000		114	70-130			
n-Butylbenzene	0.010	0.00050	mg/L	0.01000		100	70-130			
n-Propylbenzene	0.010	0.00050	mg/L	0.01000		100	70-130			
sec-Butylbenzene	0.010	0.00050	mg/L	0.01000		102	70-130			
Styrene	0.010	0.00050	mg/L	0.01000		104	70-130			

Client: University of Arizona- Risk Management Services
Project: Page Ranch
Work Order: 13D0675
Date Received: 04/24/2013

QC Summary

Analyte	Result	Reporting Limit	Units	Spike Level	Source Result	%REC	%REC Limits	RPD	RPD Limit	Qual
Batch 1304327 - EPA 524.2										
LCS (1304327-BS1)				Prepared & Analyzed: 04/25/2013						
tert-Butylbenzene	0.010	0.00050	mg/L	0.01000		103	70-130			
Tetrachloroethene	0.0098	0.00050	mg/L	0.01000		98	70-130			
Toluene	0.0096	0.00050	mg/L	0.01000		96	70-130			
trans-1,2-Dichloroethene	0.0081	0.00050	mg/L	0.01000		81	70-130			R6
trans-1,3-Dichloropropene	0.010	0.00050	mg/L	0.01000		101	70-130			
Trichloroethene	0.0093	0.00050	mg/L	0.01000		93	70-130			
Trichlorofluoromethane	0.010	0.00050	mg/L	0.01000		103	70-130			
TTHMs	0.042	0.00050	mg/L				70-130			
Vinyl chloride	0.0094	0.00050	mg/L	0.01000		94	70-130			
Xylenes, Total	0.030	0.0015	mg/L	0.03000		100	70-130			
Surrogate: 1,2-Dichlorobenzene-d4	*1.1*		*ug/L*	*1.000*		*112*	*70-130*			
Surrogate: 4-Bromofluorobenzene	*1.1*		*ug/L*	*1.000*		*110*	*70-130*			

Client: University of Arizona- Risk Management Services
Project: Page Ranch
Work Order: 13D0675
Date Received: 04/24/2013

QC Summary

Analyte	Result	Reporting Limit	Units	Spike Level	Source Result	%REC	%REC Limits	RPD	RPD Limit	Qual
Batch 1304327 - EPA 524.2										
LCS Dup (1304327-BSD1)				Prepared & Analyzed: 04/25/2013						
1,1,1,2-Tetrachloroethane	0.010	0.00050	mg/L	0.01000		104	70-130	0.1	20	
1,1,1-Trichloroethane	0.011	0.00050	mg/L	0.01000		107	70-130	4	20	
1,1,2,2-Tetrachloroethane	0.011	0.00050	mg/L	0.01000		108	70-130	6	20	
1,1,2-Trichloroethane	0.011	0.00050	mg/L	0.01000		108	70-130	3	20	
1,1-Dichloroethane	0.010	0.00050	mg/L	0.01000		102	70-130	13	20	
1,1-Dichloroethene	0.011	0.00050	mg/L	0.01000		112	70-130	20	20	
1,1-Dichloropropene	0.011	0.00050	mg/L	0.01000		105	70-130	11	20	
1,2,3-Trichlorobenzene	0.011	0.00050	mg/L	0.01000		112	70-130	2	20	
1,2,3-Trichloropropane	0.011	0.00050	mg/L	0.01000		108	70-130	5	20	
1,2,4-Trichlorobenzene	0.011	0.00050	mg/L	0.01000		112	70-130	3	20	
1,2,4-Trimethylbenzene	0.011	0.00050	mg/L	0.01000		108	70-130	5	20	
1,2-Dichlorobenzene	0.011	0.00050	mg/L	0.01000		110	70-130	2	20	
1,2-Dichloroethane	0.011	0.00050	mg/L	0.01000		109	70-130	0.09	20	
1,2-Dichloropropane	0.010	0.00050	mg/L	0.01000		103	70-130	1	20	
1,3,5-Trimethylbenzene	0.011	0.00050	mg/L	0.01000		109	70-130	5	20	
1,3-Dichlorobenzene	0.011	0.00050	mg/L	0.01000		109	70-130	8	20	
1,3-Dichloropropane	0.011	0.00050	mg/L	0.01000		108	70-130	0.6	20	
1,4-Dichlorobenzene	0.011	0.00050	mg/L	0.01000		110	70-130	8	20	
2,2-Dichloropropane	0.011	0.00050	mg/L	0.01000		105	70-130	7	20	
2-Chlorotoluene	0.011	0.00050	mg/L	0.01000		108	70-130	5	20	
4-Chlorotoluene	0.011	0.00050	mg/L	0.01000		109	70-130	7	20	
4-Isopropyltoluene	0.011	0.00050	mg/L	0.01000		108	70-130	6	20	
Benzene	0.010	0.00050	mg/L	0.01000		104	70-130	6	20	
Bromobenzene	0.011	0.00050	mg/L	0.01000		109	70-130	3	20	
Bromochloromethane	0.011	0.00050	mg/L	0.01000		113	70-130	4	20	
Bromodichloromethane	0.011	0.00050	mg/L	0.01000		107	70-130	2	20	
Bromoform	0.010	0.00050	mg/L	0.01000		103	70-130	3	20	
Bromomethane	0.012	0.00050	mg/L	0.01000		120	70-130	13	20	
Carbon tetrachloride	0.010	0.00050	mg/L	0.01000		102	70-130	3	20	
Chlorobenzene	0.011	0.00050	mg/L	0.01000		107	70-130	8	20	
Chloroethane	0.011	0.00050	mg/L	0.01000		107	70-130	5	20	
Chloroform	0.011	0.00050	mg/L	0.01000		107	70-130	4	20	
Chloromethane	0.0097	0.00050	mg/L	0.01000		97	70-130	8	20	
cis-1,2-Dichloroethene	0.011	0.00050	mg/L	0.01000		107	70-130	9	20	
cis-1,3-Dichloropropene	0.010	0.00050	mg/L	0.01000		105	70-130	3	20	
Dibromochloromethane	0.010	0.00050	mg/L	0.01000		105	70-130	3	20	
Dibromomethane	0.011	0.00050	mg/L	0.01000		109	70-130	1	20	
Dichlorodifluoromethane	0.0095	0.00050	mg/L	0.01000		95	70-130	2	20	
Ethylbenzene	0.011	0.00050	mg/L	0.01000		106	70-130	6	20	
Hexachlorobutadiene	0.011	0.00050	mg/L	0.01000		108	70-130	7	20	
Isopropylbenzene	0.011	0.00050	mg/L	0.01000		107	70-130	5	20	
Methyl tert-Butyl Ether (MTBE)	0.011	0.00050	mg/L	0.01000		108	0-200	4	200	
Methylene chloride	0.0084	0.00050	mg/L	0.01000		84	70-130	23	20	R6
Naphthalene	0.011	0.00050	mg/L	0.01000		108	70-130	5	20	
n-Butylbenzene	0.011	0.00050	mg/L	0.01000		108	70-130	7	20	
n-Propylbenzene	0.011	0.00050	mg/L	0.01000		107	70-130	6	20	
sec-Butylbenzene	0.011	0.00050	mg/L	0.01000		107	70-130	5	20	
Styrene	0.011	0.00050	mg/L	0.01000		109	70-130	5	20	

Client: University of Arizona- Risk Management Services
Project: Page Ranch
Work Order: 13D0675
Date Received: 04/24/2013

QC Summary

Analyte	Result	Reporting Limit	Units	Spike Level	Source Result	%REC	%REC Limits	RPD	RPD Limit	Qual
Batch 1304327 - EPA 524.2										
LCS Dup (1304327-BSD1)				Prepared & Analyzed: 04/25/2013						
tert-Butylbenzene	0.011	0.00050	mg/L	0.01000		108	70-130	5	20	
Tetrachloroethene	0.011	0.00050	mg/L	0.01000		106	70-130	8	20	
Toluene	0.010	0.00050	mg/L	0.01000		103	70-130	7	20	
trans-1,2-Dichloroethene	0.011	0.00050	mg/L	0.01000		106	70-130	27	20	R6
trans-1,3-Dichloropropene	0.010	0.00050	mg/L	0.01000		103	70-130	1	20	
Trichloroethene	0.011	0.00050	mg/L	0.01000		105	70-130	13	20	
Trichlorofluoromethane	0.011	0.00050	mg/L	0.01000		106	70-130	3	20	
TTHMs	0.042	0.00050	mg/L				70-130	0.09	20	
Vinyl chloride	0.010	0.00050	mg/L	0.01000		102	70-130	9	20	
Xylenes, Total	0.032	0.0015	mg/L	0.03000		106	70-130	6	20	
Surrogate: 1,2-Dichlorobenzene-d4	*1.1*		*ug/L*	*1.000*		*106*	*70-130*			
Surrogate: 4-Bromofluorobenzene	*1.1*		*ug/L*	*1.000*		*114*	*70-130*			

Client: University of Arizona- Risk Management Services
Project: Page Ranch
Work Order: 13D0675
Date Received: 04/24/2013

QC Summary

Analyte	Result	Reporting Limit	Units	Spike Level	Source Result	%REC	%REC Limits	RPD	RPD Limit	Qual
Batch 1305037 - E300										
Blank (1305037-BLK1)				Prepared & Analyzed: 05/03/2013						
Chloride	ND	1.0	mg/L							
Sulfate	ND	5.0	mg/L							
LCS (1305037-BS1)				Prepared & Analyzed: 05/03/2013						
Chloride	12	1.0	mg/L	12.50		96	90-110			
Sulfate	13	5.0	mg/L	12.50		100	90-110			
LCS Dup (1305037-BSD1)				Prepared & Analyzed: 05/03/2013						
Chloride	12	1.0	mg/L	12.50		96	90-110	0.08	10	
Sulfate	13	5.0	mg/L	12.50		100	90-110	0.09	10	
Matrix Spike (1305037-MS1)	**Source: 13E0079-01**			Prepared & Analyzed: 05/03/2013						
Chloride	18	1.0	mg/L	12.50	6.8	89	80-120			
Sulfate	24	5.0	mg/L	12.50	13	92	80-120			
Matrix Spike (1305037-MS3)	**Source: 13D0680-01**			Prepared & Analyzed: 05/03/2013						
Chloride	17	1.0	mg/L	12.50	6.0	92	80-120			
Sulfate	15	5.0	mg/L	12.50	3.3	91	80-120			
Matrix Spike Dup (1305037-MSD1)	**Source: 13E0079-01**			Prepared & Analyzed: 05/03/2013						
Chloride	18	1.0	mg/L	12.50	6.8	90	80-120	0.3	10	
Sulfate	24	5.0	mg/L	12.50	13	92	80-120	0.3	10	
Matrix Spike Dup (1305037-MSD3)	**Source: 13D0680-01**			Prepared & Analyzed: 05/03/2013						
Chloride	17	1.0	mg/L	12.50	6.0	91	80-120	0.1	10	
Sulfate	15	5.0	mg/L	12.50	3.3	90	80-120	0.7	10	

TURNER LABORATORIES INC.
2445 N. Coyote Drive, Suite 104
Tucson, Arizona 85745
(520) 882-5880
Fax: (520) 882-9788
www.turnerlabs.com

CHAIN OF CUSTODY/LABORATORY ANALYSIS REQUEST FORM

TURNER WORK ORDER # 13D0675 DATE 4/24/13 PAGE 1 OF 1

PROJECT NAME Page Ranch #
CONTACT NAME Lloyd Wundrock
COMPANY NAME UA Risk Management Services
ADDRESS PO Box 210300, Tucson, AZ 85721-0300
PHONE 621-1790 FAX 621-3706
SAMPLER'S SIGNATURE LM Wundrock

CIRCLE ANALYSIS REQUESTED AND/OR CHECK THE APPROPRIATE BOX

SAMPLE I.D.	DATE	TIME	LAB I.D.	SAMPLE MATRIX*	NUMBER OF CONTAINERS	Base Neutrals 625/8270	Acids	Volatile Organics 624/524.2/8260	TTHMS	HAA5	Pesticides 8081	PCB's 8082	NO_2	NO_3	TKN	Oil and Grease Grav. 1664A	VOA	TCLP Analysis Semi-VOA	Pest.	TCLP	Metals Total	Dissolved	RCRA8	Total	Cyanide Amen.	WAD	SDWA-INORGANICS PRIMARY	SECONDARY	MPN	Coliform Coliform	pH	COD	Cl_2	Cl_6	TSS	BOD	200.7 Metals	300.0 Anions			
MW #5	4/24/13	9:00		GW	10	X	X			X																											X	X			

1. RELINQUISHED BY: LM Wundrock
Signature
LM WUNDROCK
Printed Name
UA FA
Firm
04-24-2013 / 12:05
Date/Time

2. RECEIVED BY:
Signature
Printed Name
UAFA
Firm
4/24/13 12:05
Date/Time

3. RELINQUISHED BY:
Signature
Printed Name
Firm
4/24/13 1:05
Date/Time

4. RECEIVED BY:
Signature
Printed Name
TURNER LABORATORIES, INC.
Firm
4-24-13
Date/Time 13:05

TURNAROUND REQUIREMENTS:
- [x] Standard (approx. 10 days)*
- [ ] Next Day [ ] 2 Day [ ] 5 Day*
- [ ] Email Preliminary Results To:

* Working Days

REPORT REQUIREMENTS:
- [ ] I. Routine Report
- [ ] II. Report (includes DUP, MS, MSD, as required, may be charged as samples)
- [x] III. Date Validation Report (Includes All Raw Data) Add 10% to invoice

INVOICE INFORMATION:
Account [ ] Y [ ] N
P.O. #
Bill to:

SAMPLE RECEIPT:
Total Containers 10
Temperature 4.5
[x] Wet Ice [ ] Blue Ice

* LEGEND
DW = DRINKING WATER
GW = GROUNDWATER
SD = SOLID
SG = SLUDGE
SL = SOIL
ST = STORMWATER
WW = WASTEWATER

SPECIAL INSTRUCTIONS/COMMENTS:

Compliance Analysis: [ ] Yes [ ] No	Custody Seals [ ]	Preservation Confirmation [x]
ADEQ Forms: [ ] Yes [ ] No	Container Intact [x]	Appropriate Head Space [x]
Mail ADEQ Forms: [ ] Yes [ ] No	COC / Labels Agree [x]	Received Within Hold Time [x]

Metals-Mn, Na Anions-Cl, So4 QA/QC Level III Package
Hard Copy Report/Writable CD Send report to ADEQ Electronically

June 07, 2013

Jeff Christensen
University of Arizona- Risk Management Services
PO Box 210300, RM A414
Tucson, AZ 85721

TEL (520) 621-5861
FAX (520) 621-3706

Work Order No.: 13D0677
Order Name: MW #4

RE: Page Ranch

Dear Jeff Christensen,

Turner Laboratories, Inc. received 2 sample(s) on 04/24/2013 for the analyses presented in the following report.

All results are intended to be considered in their entirety, and Turner Laboratories, Inc. is not responsible for use of less than the complete report. Results apply only to the samples analyzed. Samples will be disposed of 30 days after issue of our report unless special arrangements are made.

The pages that follow may contain sensitive, privileged or confidential information intended solely for the addressee named above. If you receive this message and are not the agent or employee of the addressee, this communication has been sent in error. Please do not disseminate or copy any of the attached and notify the sender immediately by telephone. Please also return the attached sheet(s) to the sender by mail.

Please call if you have any questions.

Respectfully submitted,

Turner Laboratories, Inc.
ADHS License AZ0066

Terri L. Garcia

Terri Garcia
Technical Director

Turner Laboratories, Inc.

Date: 06/07/2013

Client: University of Arizona- Risk Management Servic
Project: Page Ranch
Work Order: 13D0677
Date Received: 04/24/2013

Order: MW #4

Work Order Sample Summary

Lab Sample ID	Client Sample ID	Matrix	Collection Date/Time
13D0677-01	MW #4	Ground Water	04/24/2013 1143
13D0677-02	Trip Blank	Trip Blank	04/24/2013 0000

Client: University of Arizona- Risk Management Services
Project: Page Ranch
Work Order: 13D0677
Date Received: 04/24/2013

Case Narrative

M2	Matrix spike recovery was low; the associated LCS/LCSD was acceptable.
R6	LCS/LCSD RPD exceeded the method acceptance limit. Recovery met the acceptance criteria.
V1	CCV recovery was above method acceptance limits. This target analyte was not detected in the sample.

All soil, sludge, and solid matrix determinations are reported on a wet weight basis unless otherwise noted.

ND	Not Detected at or above the PQL
PQL	Practical Quantitation Limit
DF	Dilution Factor

Turner Laboratories, Inc.

Date: 06/07/2013

Client:	University of Arizona- Risk Management Se	**Client Sample ID:**	MW #4
Project:	Page Ranch	**Collection Date/Time:**	04/24/2013 1143
Work Order:	13D0677	**Matrix:**	Ground Water
Lab Sample ID:	13D0677-01	**Order Name:**	MW #4

Analyses	Result	PQL	Qual	Units	DF	Prep Date	Analysis Date	Analyst
ICP Total Metals-E200.7								
Manganese	0.058	0.020		mg/L	1	04/25/2013 0935	04/27/2013 1601	RAD
Sodium	28	5.0		mg/L	1	04/25/2013 0935	04/27/2013 1601	RAD
Anions by Ion Chromatography-E300								
Chloride	4.3	1.0		mg/L	1	05/03/2013 1000	05/03/2013 2028	EW
Sulfate	ND	5.0		mg/L	1	05/03/2013 1000	05/03/2013 2028	EW
Volatile Organic Compounds by GC/MS-EPA 524.2								
1,1,1,2-Tetrachloroethane	ND	0.00050		mg/L	1	04/25/2013 1227	04/25/2013 1755	KP
1,1,1-Trichloroethane	ND	0.00050		mg/L	1	04/25/2013 1227	04/25/2013 1755	KP
1,1,2,2-Tetrachloroethane	ND	0.00050		mg/L	1	04/25/2013 1227	04/25/2013 1755	KP
1,1,2-Trichloroethane	ND	0.00050		mg/L	1	04/25/2013 1227	04/25/2013 1755	KP
1,1-Dichloroethane	ND	0.00050		mg/L	1	04/25/2013 1227	04/25/2013 1755	KP
1,1-Dichloroethene	ND	0.00050		mg/L	1	04/25/2013 1227	04/25/2013 1755	KP
1,1-Dichloropropene	ND	0.00050		mg/L	1	04/25/2013 1227	04/25/2013 1755	KP
1,2,3-Trichlorobenzene	ND	0.00050		mg/L	1	04/25/2013 1227	04/25/2013 1755	KP
1,2,3-Trichloropropane	ND	0.00050		mg/L	1	04/25/2013 1227	04/25/2013 1755	KP
1,2,4-Trichlorobenzene	ND	0.00050		mg/L	1	04/25/2013 1227	04/25/2013 1755	KP
1,2,4-Trimethylbenzene	ND	0.00050		mg/L	1	04/25/2013 1227	04/25/2013 1755	KP
1,2-Dichlorobenzene	ND	0.00050		mg/L	1	04/25/2013 1227	04/25/2013 1755	KP
1,2-Dichloroethane	ND	0.00050		mg/L	1	04/25/2013 1227	04/25/2013 1755	KP
1,2-Dichloropropane	ND	0.00050		mg/L	1	04/25/2013 1227	04/25/2013 1755	KP
1,3,5-Trimethylbenzene	ND	0.00050		mg/L	1	04/25/2013 1227	04/25/2013 1755	KP
1,3-Dichlorobenzene	ND	0.00050		mg/L	1	04/25/2013 1227	04/25/2013 1755	KP
1,3-Dichloropropane	ND	0.00050		mg/L	1	04/25/2013 1227	04/25/2013 1755	KP
1,4-Dichlorobenzene	ND	0.00050		mg/L	1	04/25/2013 1227	04/25/2013 1755	KP
2,2-Dichloropropane	ND	0.00050		mg/L	1	04/25/2013 1227	04/25/2013 1755	KP
2-Chlorotoluene	ND	0.00050		mg/L	1	04/25/2013 1227	04/25/2013 1755	KP
4-Chlorotoluene	ND	0.00050		mg/L	1	04/25/2013 1227	04/25/2013 1755	KP
4-Isopropyltoluene	ND	0.00050		mg/L	1	04/25/2013 1227	04/25/2013 1755	KP
Benzene	ND	0.00050		mg/L	1	04/25/2013 1227	04/25/2013 1755	KP
Bromobenzene	ND	0.00050		mg/L	1	04/25/2013 1227	04/25/2013 1755	KP
Bromochloromethane	ND	0.00050		mg/L	1	04/25/2013 1227	04/25/2013 1755	KP
Bromodichloromethane	ND	0.00050		mg/L	1	04/25/2013 1227	04/25/2013 1755	KP
Bromoform	ND	0.00050		mg/L	1	04/25/2013 1227	04/25/2013 1755	KP
Bromomethane	ND	0.00050		mg/L	1	04/25/2013 1227	04/25/2013 1755	KP
Carbon tetrachloride	ND	0.00050		mg/L	1	04/25/2013 1227	04/25/2013 1755	KP
Chlorobenzene	ND	0.00050		mg/L	1	04/25/2013 1227	04/25/2013 1755	KP
Chloroethane	ND	0.00050		mg/L	1	04/25/2013 1227	04/25/2013 1755	KP
Chloroform	ND	0.00050		mg/L	1	04/25/2013 1227	04/25/2013 1755	KP

Turner Laboratories, Inc.

Date: 06/07/2013

Client: University of Arizona- Risk Management Se
Project: Page Ranch
Work Order: 13D0677
Lab Sample ID: 13D0677-01

Client Sample ID: MW #4
Collection Date/Time: 04/24/2013 1143
Matrix: Ground Water
Order Name: MW #4

Analyses	Result	PQL	Qual	Units	DF	Prep Date	Analysis Date	Analyst
Chloromethane	ND	0.00050		mg/L	1	04/25/2013 1227	04/25/2013 1755	KP
cis-1,2-Dichloroethene	ND	0.00050		mg/L	1	04/25/2013 1227	04/25/2013 1755	KP
cis-1,3-Dichloropropene	ND	0.00050		mg/L	1	04/25/2013 1227	04/25/2013 1755	KP
Dibromochloromethane	ND	0.00050		mg/L	1	04/25/2013 1227	04/25/2013 1755	KP
Dibromomethane	ND	0.00050		mg/L	1	04/25/2013 1227	04/25/2013 1755	KP
Dichlorodifluoromethane	ND	0.00050		mg/L	1	04/25/2013 1227	04/25/2013 1755	KP
Ethylbenzene	ND	0.00050		mg/L	1	04/25/2013 1227	04/25/2013 1755	KP
Hexachlorobutadiene	ND	0.00050		mg/L	1	04/25/2013 1227	04/25/2013 1755	KP
Isopropylbenzene	ND	0.00050		mg/L	1	04/25/2013 1227	04/25/2013 1755	KP
Methylene chloride	ND	0.00050		mg/L	1	04/25/2013 1227	04/25/2013 1755	KP
Naphthalene	ND	0.00050		mg/L	1	04/25/2013 1227	04/25/2013 1755	KP
n-Butylbenzene	ND	0.00050		mg/L	1	04/25/2013 1227	04/25/2013 1755	KP
n-Propylbenzene	ND	0.00050		mg/L	1	04/25/2013 1227	04/25/2013 1755	KP
sec-Butylbenzene	ND	0.00050		mg/L	1	04/25/2013 1227	04/25/2013 1755	KP
Styrene	ND	0.00050		mg/L	1	04/25/2013 1227	04/25/2013 1755	KP
tert-Butylbenzene	ND	0.00050		mg/L	1	04/25/2013 1227	04/25/2013 1755	KP
Tetrachloroethene	ND	0.00050		mg/L	1	04/25/2013 1227	04/25/2013 1755	KP
Toluene	ND	0.00050		mg/L	1	04/25/2013 1227	04/25/2013 1755	KP
trans-1,2-Dichloroethene	ND	0.00050		mg/L	1	04/25/2013 1227	04/25/2013 1755	KP
trans-1,3-Dichloropropene	ND	0.00050		mg/L	1	04/25/2013 1227	04/25/2013 1755	KP
Trichloroethene	ND	0.00050		mg/L	1	04/25/2013 1227	04/25/2013 1755	KP
Trichlorofluoromethane	ND	0.00050		mg/L	1	04/25/2013 1227	04/25/2013 1755	KP
TTHMs	ND	0.00050		mg/L	1	04/25/2013 1227	04/25/2013 1755	KP
Vinyl chloride	ND	0.00050		mg/L	1	04/25/2013 1227	04/25/2013 1755	KP
Xylenes, Total	ND	0.0015		mg/L	1	04/25/2013 1227	04/25/2013 1755	KP
Surr: 1,2-Dichlorobenzene-d4	*92*	*70-130*		*%REC*	*1*	*04/25/2013 1227*	*04/25/2013 1755*	*KP*
Surr: 4-Bromofluorobenzene	*96*	*70-130*		*%REC*	*1*	*04/25/2013 1227*	*04/25/2013 1755*	*KP*
Organochlorine Pesticides-SW8081A								
4,4´-DDD	ND	0.099		ug/L	1	04/30/2013 1633	05/11/2013 0052	MD
4,4´-DDE	ND	0.099		ug/L	1	04/30/2013 1633	05/11/2013 0052	MD
4,4´-DDT	ND	0.099		ug/L	1	04/30/2013 1633	05/11/2013 0052	MD
Aldrin	ND	0.099		ug/L	1	04/30/2013 1633	05/11/2013 0052	MD
alpha-BHC	ND	0.099		ug/L	1	04/30/2013 1633	05/11/2013 0052	MD
alpha-Chlordane	ND	0.099		ug/L	1	04/30/2013 1633	05/11/2013 0635	MD
beta-BHC	ND	0.099		ug/L	1	04/30/2013 1633	05/11/2013 0052	MD
delta-BHC	ND	0.099		ug/L	1	04/30/2013 1633	05/11/2013 0052	MD
Dieldrin	ND	0.099		ug/L	1	04/30/2013 1633	05/11/2013 0052	MD
Endosulfan I	ND	0.099		ug/L	1	04/30/2013 1633	05/11/2013 0052	MD
Endosulfan II	ND	0.099		ug/L	1	04/30/2013 1633	05/11/2013 0052	MD
Endosulfan sulfate	ND	0.099		ug/L	1	04/30/2013 1633	05/11/2013 0052	MD
Endrin	ND	0.099		ug/L	1	04/30/2013 1633	05/11/2013 0052	MD

Turner Laboratories, Inc.

Date: 06/07/2013

Client:	University of Arizona- Risk Management Se	**Client Sample ID:**	MW #4
Project:	Page Ranch	**Collection Date/Time:**	04/24/2013 1143
Work Order:	13D0677	**Matrix:**	Ground Water
Lab Sample ID:	13D0677-01	**Order Name:**	MW #4

Analyses	Result	PQL	Qual	Units	DF	Prep Date	Analysis Date	Analyst
Endrin aldehyde	ND	0.099		ug/L	1	04/30/2013 1633	05/11/2013 0052	MD
Endrin ketone	ND	0.099		ug/L	1	04/30/2013 1633	05/11/2013 0052	MD
gamma-BHC	ND	0.099		ug/L	1	04/30/2013 1633	05/11/2013 0052	MD
gamma-Chlordane	ND	0.099		ug/L	1	04/30/2013 1633	05/11/2013 0635	MD
Heptachlor	ND	0.099		ug/L	1	04/30/2013 1633	05/11/2013 0052	MD
Heptachlor epoxide	ND	0.099		ug/L	1	04/30/2013 1633	05/11/2013 0052	MD
Methoxychlor	ND	0.099		ug/L	1	04/30/2013 1633	05/11/2013 0052	MD
Toxaphene	ND	0.99		ug/L	1	04/30/2013 1633	05/11/2013 0052	MD
Surr: Decachlorobiphenyl	*83*	*51.1-138.5*		*%REC*	*1*	*04/30/2013 1633*	*05/11/2013 052*	*MD*
Surr: Tetrachloro-m-xylene	*62*	*39.1-120*		*%REC*	*1*	*04/30/2013 1633*	*05/11/2013 052*	*MD*
Semivolatile Organic Compounds-SW8270C								
1,2,4-Trichlorobenzene	ND	100		ug/L	1	04/30/2013 1632	05/05/2013 2129	MD
1,2-Dichlorobenzene	ND	100		ug/L	1	04/30/2013 1632	05/05/2013 2129	MD
1,3-Dichlorobenzene	ND	100		ug/L	1	04/30/2013 1632	05/05/2013 2129	MD
1,4-Dichlorobenzene	ND	100		ug/L	1	04/30/2013 1632	05/05/2013 2129	MD
2,4,5-Trichlorophenol	ND	100		ug/L	1	04/30/2013 1632	05/05/2013 2129	MD
2,4,6-Trichlorophenol	ND	100		ug/L	1	04/30/2013 1632	05/05/2013 2129	MD
2,4-Dichlorophenol	ND	100		ug/L	1	04/30/2013 1632	05/05/2013 2129	MD
2,4-Dimethylphenol	ND	100		ug/L	1	04/30/2013 1632	05/05/2013 2129	MD
2,4-Dinitrophenol	ND	500		ug/L	1	04/30/2013 1632	05/05/2013 2129	MD
2,4-Dinitrotoluene	ND	100		ug/L	1	04/30/2013 1632	05/05/2013 2129	MD
2,6-Dinitrotoluene	ND	100		ug/L	1	04/30/2013 1632	05/05/2013 2129	MD
2-Chloronaphthalene	ND	100		ug/L	1	04/30/2013 1632	05/05/2013 2129	MD
2-Chlorophenol	ND	100		ug/L	1	04/30/2013 1632	05/05/2013 2129	MD
2-Methylnaphthalene	ND	50	V1	ug/L	1	04/30/2013 1632	05/05/2013 2129	MD
2-Methylphenol	ND	100		ug/L	1	04/30/2013 1632	05/05/2013 2129	MD
2-Nitroaniline	ND	200		ug/L	1	04/30/2013 1632	05/05/2013 2129	MD
2-Nitrophenol	ND	100		ug/L	1	04/30/2013 1632	05/05/2013 2129	MD
3,3´-Dichlorobenzidine	ND	200		ug/L	1	04/30/2013 1632	05/05/2013 2129	MD
3,4-Methylphenol	ND	100		ug/L	1	04/30/2013 1632	05/05/2013 2129	MD
3-Nitroaniline	ND	200		ug/L	1	04/30/2013 1632	05/05/2013 2129	MD
4,6-Dinitro-2-methylphenol	ND	200		ug/L	1	04/30/2013 1632	05/05/2013 2129	MD
4-Bromophenyl phenyl ether	ND	100		ug/L	1	04/30/2013 1632	05/05/2013 2129	MD
4-Chloro-3-methylphenol	ND	100		ug/L	1	04/30/2013 1632	05/05/2013 2129	MD
4-Chloroaniline	ND	200		ug/L	1	04/30/2013 1632	05/05/2013 2129	MD
4-Chlorophenyl phenyl ether	ND	100		ug/L	1	04/30/2013 1632	05/05/2013 2129	MD
4-Nitroaniline	ND	200		ug/L	1	04/30/2013 1632	05/05/2013 2129	MD
4-Nitrophenol	ND	500		ug/L	1	04/30/2013 1632	05/05/2013 2129	MD
Acenaphthene	ND	50		ug/L	1	04/30/2013 1632	05/05/2013 2129	MD
Acenaphthylene	ND	50		ug/L	1	04/30/2013 1632	05/05/2013 2129	MD
Aniline	ND	200		ug/L	1	04/30/2013 1632	05/05/2013 2129	MD

Turner Laboratories, Inc.

Date: 06/07/2013

Client: University of Arizona- Risk Management Se
Project: Page Ranch
Work Order: 13D0677
Lab Sample ID: 13D0677-01

Client Sample ID: MW #4
Collection Date/Time: 04/24/2013 1143
Matrix: Ground Water
Order Name: MW #4

Analyses	Result	PQL	Qual	Units	DF	Prep Date	Analysis Date	Analyst
Anthracene	ND	50		ug/L	1	04/30/2013 1632	05/05/2013 2129	MD
Benzo[a]anthracene	ND	50		ug/L	1	04/30/2013 1632	05/05/2013 2129	MD
Benzo[a]pyrene	ND	50		ug/L	1	04/30/2013 1632	05/05/2013 2129	MD
Benzo[b,k]fluoranthene	ND	100		ug/L	1	04/30/2013 1632	05/05/2013 2129	MD
Benzo[g,h,i]perylene	ND	50		ug/L	1	04/30/2013 1632	05/05/2013 2129	MD
Benzoic acid	ND	500		ug/L	1	04/30/2013 1632	05/05/2013 2129	MD
Benzyl alcohol	ND	50		ug/L	1	04/30/2013 1632	05/05/2013 2129	MD
Bis(2-chloroethoxy)methane	ND	100		ug/L	1	04/30/2013 1632	05/05/2013 2129	MD
Bis(2-chloroethyl)ether	ND	100		ug/L	1	04/30/2013 1632	05/05/2013 2129	MD
Bis(2-chloroisopropyl)ether	ND	100		ug/L	1	04/30/2013 1632	05/05/2013 2129	MD
Bis(2-ethylhexyl)phthalate	ND	100		ug/L	1	04/30/2013 1632	05/05/2013 2129	MD
Butyl benzyl phthalate	ND	100		ug/L	1	04/30/2013 1632	05/05/2013 2129	MD
Chrysene	ND	50		ug/L	1	04/30/2013 1632	05/05/2013 2129	MD
Dibenzo[a,h]anthracene	ND	50		ug/L	1	04/30/2013 1632	05/05/2013 2129	MD
Dibenzofuran	ND	50		ug/L	1	04/30/2013 1632	05/05/2013 2129	MD
Diethyl phthalate	ND	100		ug/L	1	04/30/2013 1632	05/05/2013 2129	MD
Dimethyl phthalate	ND	100		ug/L	1	04/30/2013 1632	05/05/2013 2129	MD
Di-n-butyl phthalate	ND	100		ug/L	1	04/30/2013 1632	05/05/2013 2129	MD
Di-n-octyl phthalate	ND	100		ug/L	1	04/30/2013 1632	05/05/2013 2129	MD
Fluoranthene	ND	50		ug/L	1	04/30/2013 1632	05/05/2013 2129	MD
Fluorene	ND	50		ug/L	1	04/30/2013 1632	05/05/2013 2129	MD
Hexachlorobenzene	ND	100		ug/L	1	04/30/2013 1632	05/05/2013 2129	MD
Hexachlorobutadiene	ND	100		ug/L	1	04/30/2013 1632	05/05/2013 2129	MD
Hexachlorocyclopentadiene	ND	100		ug/L	1	04/30/2013 1632	05/05/2013 2129	MD
Hexachloroethane	ND	100		ug/L	1	04/30/2013 1632	05/05/2013 2129	MD
Indeno[1,2,3-cd]pyrene	ND	50		ug/L	1	04/30/2013 1632	05/05/2013 2129	MD
Isophorone	ND	100		ug/L	1	04/30/2013 1632	05/05/2013 2129	MD
Naphthalene	ND	50		ug/L	1	04/30/2013 1632	05/05/2013 2129	MD
Nitrobenzene	ND	100		ug/L	1	04/30/2013 1632	05/05/2013 2129	MD
N-Nitrosodimethylamine	ND	100		ug/L	1	04/30/2013 1632	05/05/2013 2129	MD
N-Nitrosodiphenylamine	ND	100		ug/L	1	04/30/2013 1632	05/05/2013 2129	MD
N-Nitrosodipropylamine	ND	100		ug/L	1	04/30/2013 1632	05/05/2013 2129	MD
Pentachlorophenol	ND	300		ug/L	1	04/30/2013 1632	05/05/2013 2129	MD
Phenanthrene	ND	50		ug/L	1	04/30/2013 1632	05/05/2013 2129	MD
Phenol	ND	100		ug/L	1	04/30/2013 1632	05/05/2013 2129	MD
Pyrene	ND	50		ug/L	1	04/30/2013 1632	05/05/2013 2129	MD
Surr: 2,4,6-Tribromophenol	*88*	*61.48-125.9*		*%REC*	*1*	*04/30/2013 1632*	*05/05/2013 2129*	*MD*
Surr: 2-Fluorobiphenyl	*72*	*41.02-91.53*		*%REC*	*1*	*04/30/2013 1632*	*05/05/2013 2129*	*MD*
Surr: 2-Fluorophenol	*40*	*38.35-57.43*		*%REC*	*1*	*04/30/2013 1632*	*05/05/2013 2129*	*MD*
Surr: 4-Terphenyl-d14	*60*	*14.66-124.1*		*%REC*	*1*	*04/30/2013 1632*	*05/05/2013 2129*	*MD*
Surr: Nitrobenzene-d5	*80*	*49.49-85.19*		*%REC*	*1*	*04/30/2013 1632*	*05/05/2013 2129*	*MD*
Surr: Phenol-d6	*65*	*28.68-69.45*		*%REC*	*1*	*04/30/2013 1632*	*05/05/2013 2129*	*MD*

Turner Laboratories, Inc.

Date: 06/07/2013

Client:	University of Arizona- Risk Management Se	**Client Sample ID:**	MW #4
Project:	Page Ranch	**Collection Date/Time:**	04/24/2013 1143
Work Order:	13D0677	**Matrix:**	Ground Water
Lab Sample ID:	13D0677-01	**Order Name:**	MW #4

Analyses	Result	PQL	Qual	Units	DF	Prep Date	Analysis Date	Analyst

Turner Laboratories, Inc.

Date: 06/07/2013

Client:	University of Arizona- Risk Management Se	**Client Sample ID:**	Trip Blank
Project:	Page Ranch	**Collection Date/Time:**	04/24/2013 0000
Work Order:	13D0677	**Matrix:**	Trip Blank
Lab Sample ID:	13D0677-02	**Order Name:**	MW #4

Analyses	Result	PQL	Qual	Units	DF	Prep Date	Analysis Date	Analyst
Volatile Organic Compounds by GC/MS-EPA 524.2								
1,1,1,2-Tetrachloroethane	ND	0.00050		mg/L	1	04/25/2013 1227	04/25/2013 1827	KP
1,1,1-Trichloroethane	ND	0.00050		mg/L	1	04/25/2013 1227	04/25/2013 1827	KP
1,1,2,2-Tetrachloroethane	ND	0.00050		mg/L	1	04/25/2013 1227	04/25/2013 1827	KP
1,1,2-Trichloroethane	ND	0.00050		mg/L	1	04/25/2013 1227	04/25/2013 1827	KP
1,1-Dichloroethane	ND	0.00050		mg/L	1	04/25/2013 1227	04/25/2013 1827	KP
1,1-Dichloroethene	ND	0.00050		mg/L	1	04/25/2013 1227	04/25/2013 1827	KP
1,1-Dichloropropene	ND	0.00050		mg/L	1	04/25/2013 1227	04/25/2013 1827	KP
1,2,3-Trichlorobenzene	ND	0.00050		mg/L	1	04/25/2013 1227	04/25/2013 1827	KP
1,2,3-Trichloropropane	ND	0.00050		mg/L	1	04/25/2013 1227	04/25/2013 1827	KP
1,2,4-Trichlorobenzene	ND	0.00050		mg/L	1	04/25/2013 1227	04/25/2013 1827	KP
1,2,4-Trimethylbenzene	ND	0.00050		mg/L	1	04/25/2013 1227	04/25/2013 1827	KP
1,2-Dichlorobenzene	ND	0.00050		mg/L	1	04/25/2013 1227	04/25/2013 1827	KP
1,2-Dichloroethane	ND	0.00050		mg/L	1	04/25/2013 1227	04/25/2013 1827	KP
1,2-Dichloropropane	ND	0.00050		mg/L	1	04/25/2013 1227	04/25/2013 1827	KP
1,3,5-Trimethylbenzene	ND	0.00050		mg/L	1	04/25/2013 1227	04/25/2013 1827	KP
1,3-Dichlorobenzene	ND	0.00050		mg/L	1	04/25/2013 1227	04/25/2013 1827	KP
1,3-Dichloropropane	ND	0.00050		mg/L	1	04/25/2013 1227	04/25/2013 1827	KP
1,4-Dichlorobenzene	ND	0.00050		mg/L	1	04/25/2013 1227	04/25/2013 1827	KP
2,2-Dichloropropane	ND	0.00050		mg/L	1	04/25/2013 1227	04/25/2013 1827	KP
2-Chlorotoluene	ND	0.00050		mg/L	1	04/25/2013 1227	04/25/2013 1827	KP
4-Chlorotoluene	ND	0.00050		mg/L	1	04/25/2013 1227	04/25/2013 1827	KP
4-Isopropyltoluene	ND	0.00050		mg/L	1	04/25/2013 1227	04/25/2013 1827	KP
Benzene	ND	0.00050		mg/L	1	04/25/2013 1227	04/25/2013 1827	KP
Bromobenzene	ND	0.00050		mg/L	1	04/25/2013 1227	04/25/2013 1827	KP
Bromochloromethane	ND	0.00050		mg/L	1	04/25/2013 1227	04/25/2013 1827	KP
Bromodichloromethane	ND	0.00050		mg/L	1	04/25/2013 1227	04/25/2013 1827	KP
Bromoform	ND	0.00050		mg/L	1	04/25/2013 1227	04/25/2013 1827	KP
Bromomethane	ND	0.00050		mg/L	1	04/25/2013 1227	04/25/2013 1827	KP
Carbon tetrachloride	ND	0.00050		mg/L	1	04/25/2013 1227	04/25/2013 1827	KP
Chlorobenzene	ND	0.00050		mg/L	1	04/25/2013 1227	04/25/2013 1827	KP
Chloroethane	ND	0.00050		mg/L	1	04/25/2013 1227	04/25/2013 1827	KP
Chloroform	ND	0.00050		mg/L	1	04/25/2013 1227	04/25/2013 1827	KP
Chloromethane	ND	0.00050		mg/L	1	04/25/2013 1227	04/25/2013 1827	KP
cis-1,2-Dichloroethene	ND	0.00050		mg/L	1	04/25/2013 1227	04/25/2013 1827	KP
cis-1,3-Dichloropropene	ND	0.00050		mg/L	1	04/25/2013 1227	04/25/2013 1827	KP
Dibromochloromethane	ND	0.00050		mg/L	1	04/25/2013 1227	04/25/2013 1827	KP
Dibromomethane	ND	0.00050		mg/L	1	04/25/2013 1227	04/25/2013 1827	KP
Dichlorodifluoromethane	ND	0.00050		mg/L	1	04/25/2013 1227	04/25/2013 1827	KP
Ethylbenzene	ND	0.00050		mg/L	1	04/25/2013 1227	04/25/2013 1827	KP
Hexachlorobutadiene	ND	0.00050		mg/L	1	04/25/2013 1227	04/25/2013 1827	KP
Isopropylbenzene	ND	0.00050		mg/L	1	04/25/2013 1227	04/25/2013 1827	KP

Turner Laboratories, Inc.

Date: 06/07/2013

Client:	University of Arizona- Risk Management Se	**Client Sample ID:**	Trip Blank
Project:	Page Ranch	**Collection Date/Time:**	04/24/2013 0000
Work Order:	13D0677	**Matrix:**	Trip Blank
Lab Sample ID:	13D0677-02	**Order Name:**	MW #4

Analyses	Result	PQL	Qual	Units	DF	Prep Date	Analysis Date	Analyst
Methylene chloride	ND	0.00050		mg/L	1	04/25/2013 1227	04/25/2013 1827	KP
Naphthalene	ND	0.00050		mg/L	1	04/25/2013 1227	04/25/2013 1827	KP
n-Butylbenzene	ND	0.00050		mg/L	1	04/25/2013 1227	04/25/2013 1827	KP
n-Propylbenzene	ND	0.00050		mg/L	1	04/25/2013 1227	04/25/2013 1827	KP
sec-Butylbenzene	ND	0.00050		mg/L	1	04/25/2013 1227	04/25/2013 1827	KP
Styrene	ND	0.00050		mg/L	1	04/25/2013 1227	04/25/2013 1827	KP
tert-Butylbenzene	ND	0.00050		mg/L	1	04/25/2013 1227	04/25/2013 1827	KP
Tetrachloroethene	ND	0.00050		mg/L	1	04/25/2013 1227	04/25/2013 1827	KP
Toluene	ND	0.00050		mg/L	1	04/25/2013 1227	04/25/2013 1827	KP
trans-1,2-Dichloroethene	ND	0.00050		mg/L	1	04/25/2013 1227	04/25/2013 1827	KP
trans-1,3-Dichloropropene	ND	0.00050		mg/L	1	04/25/2013 1227	04/25/2013 1827	KP
Trichloroethene	ND	0.00050		mg/L	1	04/25/2013 1227	04/25/2013 1827	KP
Trichlorofluoromethane	ND	0.00050		mg/L	1	04/25/2013 1227	04/25/2013 1827	KP
TTHMs	ND	0.00050		mg/L	1	04/25/2013 1227	04/25/2013 1827	KP
Vinyl chloride	ND	0.00050		mg/L	1	04/25/2013 1227	04/25/2013 1827	KP
Xylenes, Total	ND	0.0015		mg/L	1	04/25/2013 1227	04/25/2013 1827	KP
Surr: 1,2-Dichlorobenzene-d4	*96*	*70-130*		*%REC*	*1*	*04/25/2013 1227*	*04/25/2013 1827*	*KP*
Surr: 4-Bromofluorobenzene	*97*	*70-130*		*%REC*	*1*	*04/25/2013 1227*	*04/25/2013 1827*	*KP*

Client: University of Arizona- Risk Management Services
Project: Page Ranch
Work Order: 13D0677
Date Received: 04/24/2013

QC Summary

Analyte	Result	Reporting Limit	Units	Spike Level	Source Result	%REC	%REC Limits	RPD	RPD Limit	Qual
Batch 1304321 - E200.7										
Blank (1304321-BLK1)				Prepared: 04/25/2013 Analyzed: 04/27/2013						
Manganese	ND	0.020	mg/L							
Sodium	ND	5.0	mg/L							
LCS (1304321-BS1)				Prepared: 04/25/2013 Analyzed: 04/27/2013						
Manganese	0.48	0.020	mg/L	0.5000		96	85-115			
Sodium	9.7	5.0	mg/L	10.00		97	85-115			
LCS Dup (1304321-BSD1)				Prepared: 04/25/2013 Analyzed: 04/27/2013						
Manganese	0.48	0.020	mg/L	0.5000		96	85-115	0.3	20	
Sodium	9.8	5.0	mg/L	10.00		98	85-115	0.8	20	
Matrix Spike (1304321-MS1)	**Source: 13D0670-01**			Prepared: 04/25/2013 Analyzed: 04/27/2013						
Manganese	0.52	0.020	mg/L	0.5000	0.054	93	70-130			
Sodium	18	5.0	mg/L	10.00	8.7	95	70-130			
Matrix Spike (1304321-MS2)	**Source: 13D0680-01**			Prepared: 04/25/2013 Analyzed: 04/27/2013						
Manganese	0.54	0.020	mg/L	0.5000	0.10	88	70-130			
Sodium	39	5.0	mg/L	10.00	31	84	70-130			

Client: University of Arizona- Risk Management Services
Project: Page Ranch
Work Order: 13D0677
Date Received: 04/24/2013

QC Summary

Analyte	Result	Reporting Limit	Units	Spike Level	Source Result	%REC	%REC Limits	RPD	RPD Limit	Qual
Batch 1304374 - SW8270C										

Client: University of Arizona- Risk Management Services
Project: Page Ranch
Work Order: 13D0677
Date Received: 04/24/2013

QC Summary

Analyte	Result	Reporting Limit	Units	Spike Level	Source Result	%REC	%REC Limits	RPD	RPD Limit	Qual
Batch 1304374 - SW8270C										
Blank (1304374-BLK1)				Prepared: 04/30/2013 Analyzed: 05/05/2013						
1,2,4-Trichlorobenzene	ND	10	ug/L							
1,2-Dichlorobenzene	ND	10	ug/L							
1,3-Dichlorobenzene	ND	10	ug/L							
1,4-Dichlorobenzene	ND	10	ug/L							
2,4,5-Trichlorophenol	ND	10	ug/L							
2,4,6-Trichlorophenol	ND	10	ug/L							
2,4-Dichlorophenol	ND	10	ug/L							
2,4-Dimethylphenol	ND	10	ug/L							
2,4-Dinitrophenol	ND	50	ug/L							
2,4-Dinitrotoluene	ND	10	ug/L							
2,6-Dinitrotoluene	ND	10	ug/L							
2-Chloronaphthalene	ND	10	ug/L							
2-Chlorophenol	ND	10	ug/L							
2-Methylnaphthalene	ND	5.0	ug/L							
2-Methylphenol	ND	10	ug/L							
2-Nitroaniline	ND	20	ug/L							
2-Nitrophenol	ND	10	ug/L							
3,3´-Dichlorobenzidine	ND	20	ug/L							
3,4-Methylphenol	ND	10	ug/L							
3-Nitroaniline	ND	20	ug/L							
4,6-Dinitro-2-methylphenol	ND	20	ug/L							
4-Bromophenyl phenyl ether	ND	10	ug/L							
4-Chloro-3-methylphenol	ND	10	ug/L							
4-Chloroaniline	ND	20	ug/L							
4-Chlorophenyl phenyl ether	ND	10	ug/L							
4-Nitroaniline	ND	20	ug/L							
4-Nitrophenol	ND	50	ug/L							
Acenaphthene	ND	5.0	ug/L							
Acenaphthylene	ND	5.0	ug/L							
Aniline	ND	20	ug/L							
Anthracene	ND	5.0	ug/L							
Benzo[a]anthracene	ND	5.0	ug/L							
Benzo[a]pyrene	ND	5.0	ug/L							
Benzo[b,k]fluoranthene	ND	10	ug/L							
Benzo[g,h,i]perylene	ND	5.0	ug/L							
Benzoic acid	ND	50	ug/L							
Benzyl alcohol	ND	5.0	ug/L							
Bis(2-chloroethoxy)methane	ND	10	ug/L							
Bis(2-chloroethyl)ether	ND	10	ug/L							
Bis(2-chloroisopropyl)ether	ND	10	ug/L							
Bis(2-ethylhexyl)phthalate	ND	10	ug/L							
Butyl benzyl phthalate	ND	10	ug/L							
Chrysene	ND	5.0	ug/L							
Dibenzo[a,h]anthracene	ND	5.0	ug/L							
Dibenzofuran	ND	5.0	ug/L							
Diethyl phthalate	ND	10	ug/L							
Dimethyl phthalate	ND	10	ug/L							
Di-n-butyl phthalate	ND	10	ug/L							

Client: University of Arizona- Risk Management Services
Project: Page Ranch
Work Order: 13D0677
Date Received: 04/24/2013

QC Summary

Analyte	Result	Reporting Limit	Units	Spike Level	Source Result	%REC	%REC Limits	RPD	RPD Limit	Qual
Batch 1304374 - SW8270C										
Blank (1304374-BLK1)				Prepared: 04/30/2013 Analyzed: 05/05/2013						
Di-n-octyl phthalate	ND	10	ug/L							
Fluoranthene	ND	5.0	ug/L							
Fluorene	ND	5.0	ug/L							
Hexachlorobenzene	ND	10	ug/L							
Hexachlorobutadiene	ND	10	ug/L							
Hexachlorocyclopentadiene	ND	10	ug/L							
Hexachloroethane	ND	10	ug/L							
Indeno[1,2,3-cd]pyrene	ND	5.0	ug/L							
Isophorone	ND	10	ug/L							
Naphthalene	ND	5.0	ug/L							
Nitrobenzene	ND	10	ug/L							
N-Nitrosodimethylamine	ND	10	ug/L							
N-Nitrosodiphenylamine	ND	10	ug/L							
N-Nitrosodipropylamine	ND	10	ug/L							
Pentachlorophenol	ND	30	ug/L							
Phenanthrene	ND	5.0	ug/L							
Phenol	ND	10	ug/L							
Pyrene	ND	5.0	ug/L							
Surrogate: 2,4,6-Tribromophenol	*83.1*		*ug/L*	*100.0*		*83*	*61.48-125.96*			
Surrogate: 2-Fluorobiphenyl	*64.7*		*ug/L*	*100.0*		*65*	*41.02-91.53*			
Surrogate: 2-Fluorophenol	*43.1*		*ug/L*	*100.0*		*43*	*38.35-57.43*			
Surrogate: 4-Terphenyl-d14	*53.3*		*ug/L*	*100.0*		*53*	*14.66-124.11*			
Surrogate: Nitrobenzene-d5	*59.6*		*ug/L*	*100.0*		*60*	*49.49-85.19*			
Surrogate: Phenol-d6	*60.0*		*ug/L*	*100.0*		*60*	*28.68-69.45*			
LCS (1304374-BS1)				Prepared: 04/30/2013 Analyzed: 05/14/2013						
1,2,4-Trichlorobenzene	31	10	ug/L	50.00		62	28.14-85.64			
1,4-Dichlorobenzene	21	10	ug/L	50.00		42	27.79-64.15			
2,4-Dinitrotoluene	31	10	ug/L	50.00		63	39.27-79.35			
2-Chlorophenol	54	10	ug/L	100.0		54	24.62-79.98			
4-Chloro-3-methylphenol	59	10	ug/L	100.0		59	37.66-82.55			
4-Nitrophenol	72	50	ug/L	100.0		72	26.58-91.73			
Acenaphthene	30	5.0	ug/L	50.00		59	41.63-72.14			
N-Nitrosodipropylamine	35	10	ug/L	50.00		70	36.81-88.63			
Pentachlorophenol	69	30	ug/L	100.0		69	32.14-95.92			
Phenol	50	10	ug/L	100.0		50	7.96-52.41			
Pyrene	31	5.0	ug/L	50.00		63	41.65-82.75			
Surrogate: 2,4,6-Tribromophenol	*86.1*		*ug/L*	*100.0*		*86*	*32.57-112.08*			
Surrogate: 2-Fluorobiphenyl	*61.4*		*ug/L*	*100.0*		*61*	*36.69-77.45*			
Surrogate: 2-Fluorophenol	*43.0*		*ug/L*	*100.0*		*43*	*0-86.73*			
Surrogate: 4-Terphenyl-d14	*48.9*		*ug/L*	*100.0*		*49*	*37.21-81.06*			
Surrogate: Nitrobenzene-d5	*56.2*		*ug/L*	*100.0*		*56*	*36.8-79.16*			
Surrogate: Phenol-d6	*54.4*		*ug/L*	*100.0*		*54*	*0-56.2*			

Client: University of Arizona- Risk Management Services
Project: Page Ranch
Work Order: 13D0677
Date Received: 04/24/2013

QC Summary

Analyte	Result	Reporting Limit	Units	Spike Level	Source Result	%REC	%REC Limits	RPD	RPD Limit	Qual
Batch 1304374 - SW8270C										
LCS Dup (1304374-BSD1)				Prepared: 04/30/2013 Analyzed: 05/14/2013						
1,2,4-Trichlorobenzene	37	10	ug/L	50.00		74	28.14-85.64	19	30	
1,4-Dichlorobenzene	27	10	ug/L	50.00		55	27.79-64.15	25	30	
2,4-Dinitrotoluene	34	10	ug/L	50.00		68	39.27-79.35	8	30	
2-Chlorophenol	61	10	ug/L	100.0		61	24.62-79.98	11	30	
4-Chloro-3-methylphenol	63	10	ug/L	100.0		63	37.66-82.55	6	30	
4-Nitrophenol	76	50	ug/L	100.0		76	26.58-91.73	5	30	
Acenaphthene	33	5.0	ug/L	50.00		65	41.63-72.14	9	30	
N-Nitrosodipropylamine	40	10	ug/L	50.00		79	36.81-88.63	12	30	
Pentachlorophenol	76	30	ug/L	100.0		76	32.14-95.92	9	30	
Phenol	43	10	ug/L	100.0		43	7.96-52.41	14	30	
Pyrene	35	5.0	ug/L	50.00		69	41.65-82.75	10	30	
Surrogate: 2,4,6-Tribromophenol	*96.0*		*ug/L*	*100.0*		*96*	*32.57-112.08*			
Surrogate: 2-Fluorobiphenyl	*69.5*		*ug/L*	*100.0*		*70*	*36.69-77.45*			
Surrogate: 2-Fluorophenol	*41.8*		*ug/L*	*100.0*		*42*	*0-86.73*			
Surrogate: 4-Terphenyl-d14	*56.1*		*ug/L*	*100.0*		*56*	*37.21-81.06*			
Surrogate: Nitrobenzene-d5	*67.2*		*ug/L*	*100.0*		*67*	*36.8-79.16*			
Surrogate: Phenol-d6	*45.3*		*ug/L*	*100.0*		*45*	*0-56.2*			
Matrix Spike (1304374-MS1)		**Source: 13D0677-01**		Prepared: 04/30/2013 Analyzed: 05/10/2013						
1,2,4-Trichlorobenzene	37	10	ug/L	51.18	ND	73	51.67-99.16			
1,4-Dichlorobenzene	22	10	ug/L	51.18	ND	43	44.91-69.29			M2
2,4-Dinitrotoluene	35	10	ug/L	51.18	ND	68	45.63-98.31			
2-Chlorophenol	59	10	ug/L	102.4	ND	58	53.62-77.95			
4-Chloro-3-methylphenol	75	10	ug/L	102.4	ND	74	54.19-87.12			
4-Nitrophenol	84	51	ug/L	102.4	ND	82	33.45-100.91			
Acenaphthene	32	5.1	ug/L	51.18	ND	62	10.45-102.26			
N-Nitrosodipropylamine	43	10	ug/L	51.18	ND	85	50.37-110.06			
Pentachlorophenol	77	31	ug/L	102.4	ND	75	52.6-111			
Phenol	58	10	ug/L	102.4	ND	57	25.68-69.53			
Pyrene	32	5.1	ug/L	51.18	ND	62	58.09-82.37			
Surrogate: 2,4,6-Tribromophenol	*89.4*		*ug/L*	*102.4*		*87*	*61.48-125.96*			
Surrogate: 2-Fluorobiphenyl	*66.4*		*ug/L*	*102.4*		*65*	*41.02-91.53*			
Surrogate: 2-Fluorophenol	*42.3*		*ug/L*	*102.4*		*41*	*38.35-57.43*			
Surrogate: 4-Terphenyl-d14	*54.9*		*ug/L*	*102.4*		*54*	*14.66-124.11*			
Surrogate: Nitrobenzene-d5	*78.0*		*ug/L*	*102.4*		*76*	*49.49-85.19*			
Surrogate: Phenol-d6	*60.5*		*ug/L*	*102.4*		*59*	*28.68-69.45*			

Client: University of Arizona- Risk Management Services
Project: Page Ranch
Work Order: 13D0677
Date Received: 04/24/2013

QC Summary

Analyte	Result	Reporting Limit	Units	Spike Level	Source Result	%REC	%REC Limits	RPD	RPD Limit	Qual
Batch 1304374 - SW8270C										
Matrix Spike Dup (1304374-MSD1)		**Source: 13D0677-01**		Prepared: 04/30/2013 Analyzed: 05/10/2013						
1,2,4-Trichlorobenzene	37	10	ug/L	50.25	ND	74	51.67-99.16	0.4	30	
1,4-Dichlorobenzene	21	10	ug/L	50.25	ND	43	44.91-69.29	2	30	M2
2,4-Dinitrotoluene	34	10	ug/L	50.25	ND	68	45.63-98.31	1	30	
2-Chlorophenol	57	10	ug/L	100.5	ND	57	53.62-77.95	3	30	
4-Chloro-3-methylphenol	75	10	ug/L	100.5	ND	74	54.19-87.12	0.8	30	
4-Nitrophenol	88	50	ug/L	100.5	ND	88	33.45-100.91	5	30	
Acenaphthene	32	5.0	ug/L	50.25	ND	63	10.45-102.26	0.4	30	
N-Nitrosodipropylamine	43	10	ug/L	50.25	ND	85	50.37-110.06	2	30	
Pentachlorophenol	75	30	ug/L	100.5	ND	75	52.6-111	3	30	
Phenol	57	10	ug/L	100.5	ND	57	25.68-69.53	2	30	
Pyrene	31	5.0	ug/L	50.25	ND	62	58.09-82.37	2	30	
Surrogate: 2,4,6-Tribromophenol	*83.6*		*ug/L*	*100.5*		*83*	*61.48-125.96*			
Surrogate: 2-Fluorobiphenyl	*68.1*		*ug/L*	*100.5*		*68*	*41.02-91.53*			
Surrogate: 2-Fluorophenol	*40.6*		*ug/L*	*100.5*		*40*	*38.35-57.43*			
Surrogate: 4-Terphenyl-d14	*56.2*		*ug/L*	*100.5*		*56*	*14.66-124.11*			
Surrogate: Nitrobenzene-d5	*79.1*		*ug/L*	*100.5*		*79*	*49.49-85.19*			
Surrogate: Phenol-d6	*59.4*		*ug/L*	*100.5*		*59*	*28.68-69.45*			
Batch 1304394 - SW8081A										
Blank (1304394-BLK1)				Prepared: 04/30/2013 Analyzed: 05/10/2013						
4,4´-DDD	ND	0.10	ug/L							
4,4´-DDE	ND	0.10	ug/L							
4,4´-DDT	ND	0.10	ug/L							
Aldrin	ND	0.10	ug/L							
alpha-BHC	ND	0.10	ug/L							
alpha-Chlordane	ND	0.10	ug/L							
beta-BHC	ND	0.10	ug/L							
delta-BHC	ND	0.10	ug/L							
Dieldrin	ND	0.10	ug/L							
Endosulfan I	ND	0.10	ug/L							
Endosulfan II	ND	0.10	ug/L							
Endosulfan sulfate	ND	0.10	ug/L							
Endrin	ND	0.10	ug/L							
Endrin aldehyde	ND	0.10	ug/L							
Endrin ketone	ND	0.10	ug/L							
gamma-BHC	ND	0.10	ug/L							
gamma-Chlordane	ND	0.10	ug/L							
Heptachlor	ND	0.10	ug/L							
Heptachlor epoxide	ND	0.10	ug/L							
Methoxychlor	ND	0.10	ug/L							
Toxaphene	ND	1.0	ug/L							
Surrogate: Decachlorobiphenyl	*0.758*		*ug/L*	*1.000*		*76*	*51.1-138.5*			
Surrogate: Tetrachloro-m-xylene	*0.495*		*ug/L*	*1.000*		*50*	*39.1-120*			

Client: University of Arizona- Risk Management Services
Project: Page Ranch
Work Order: 13D0677
Date Received: 04/24/2013

QC Summary

Analyte	Result	Reporting Limit	Units	Spike Level	Source Result	%REC	%REC Limits	RPD	RPD Limit	Qual
Batch 1304394 - SW8081A										
LCS (1304394-BS1)				Prepared: 04/30/2013 Analyzed: 05/10/2013						
4,4´-DDT	0.67	0.10	ug/L	1.000		67	57-116.5			
Aldrin	0.31	0.10	ug/L	0.5000		62	48.4-113.2			
Dieldrin	0.67	0.10	ug/L	1.000		67	53.2-117.5			
Endrin	0.69	0.10	ug/L	1.000		69	49.2-123.7			
gamma-BHC	0.35	0.10	ug/L	0.5000		69	58.9-127.4			
Heptachlor	0.30	0.10	ug/L	0.5000		60	48.1-120			
Surrogate: Decachlorobiphenyl	*0.717*		*ug/L*	*1.000*		*72*	*51.6-128.7*			
Surrogate: Tetrachloro-m-xylene	*0.453*		*ug/L*	*1.000*		*45*	*37.1-110.6*			
LCS Dup (1304394-BSD1)				Prepared: 04/30/2013 Analyzed: 05/10/2013						
4,4´-DDT	0.74	0.10	ug/L	1.000		74	57-116.5	10	30	
Aldrin	0.35	0.10	ug/L	0.5000		71	48.4-113.2	13	30	
Dieldrin	0.75	0.10	ug/L	1.000		75	53.2-117.5	11	30	
Endrin	0.74	0.10	ug/L	1.000		74	49.2-123.7	7	30	
gamma-BHC	0.41	0.10	ug/L	0.5000		82	58.9-127.4	16	30	
Heptachlor	0.35	0.10	ug/L	0.5000		70	48.1-120	15	30	
Surrogate: Decachlorobiphenyl	*0.793*		*ug/L*	*1.000*		*79*	*51.6-128.7*			
Surrogate: Tetrachloro-m-xylene	*0.636*		*ug/L*	*1.000*		*64*	*37.1-110.6*			
Matrix Spike (1304394-MS1)		**Source: 13D0680-01**		Prepared: 04/30/2013 Analyzed: 05/10/2013						
4,4´-DDT	0.70	0.099	ug/L	0.9921	ND	71	16.5-164.5			
Aldrin	0.35	0.099	ug/L	0.4960	ND	70	20.7-143.6			
Dieldrin	0.73	0.099	ug/L	0.9921	ND	73	53.5-127.4			
Endrin	0.74	0.099	ug/L	0.9921	ND	75	52.9-133.2			
gamma-BHC	0.34	0.099	ug/L	0.4960	ND	69	51.9-134.6			
Heptachlor	0.34	0.099	ug/L	0.4960	ND	68	32.7-141.3			
Surrogate: Decachlorobiphenyl	*0.740*		*ug/L*	*0.9921*		*75*	*51.1-138.5*			
Surrogate: Tetrachloro-m-xylene	*0.619*		*ug/L*	*0.9921*		*62*	*39.1-120*			
Matrix Spike Dup (1304394-MSD1)		**Source: 13D0680-01**		Prepared: 04/30/2013 Analyzed: 05/10/2013						
4,4´-DDT	0.76	0.10	ug/L	0.9970	ND	76	16.5-164.5	8	30	
Aldrin	0.37	0.10	ug/L	0.4985	ND	75	20.7-143.6	7	30	
Dieldrin	0.78	0.10	ug/L	0.9970	ND	78	53.5-127.4	6	30	
Endrin	0.79	0.10	ug/L	0.9970	ND	80	52.9-133.2	7	30	
gamma-BHC	0.36	0.10	ug/L	0.4985	ND	73	51.9-134.6	6	30	
Heptachlor	0.36	0.10	ug/L	0.4985	ND	73	32.7-141.3	7	30	
Surrogate: Decachlorobiphenyl	*0.829*		*ug/L*	*0.9970*		*83*	*51.1-138.5*			
Surrogate: Tetrachloro-m-xylene	*0.672*		*ug/L*	*0.9970*		*67*	*39.1-120*			

Client: University of Arizona- Risk Management Services
Project: Page Ranch
Work Order: 13D0677
Date Received: 04/24/2013

QC Summary

Analyte	Result	Reporting Limit	Units	Spike Level	Source Result	%REC	%REC Limits	RPD	RPD Limit	Qual
Batch 1304327 - EPA 524.2										

Client: University of Arizona- Risk Management Services
Project: Page Ranch
Work Order: 13D0677
Date Received: 04/24/2013

QC Summary

Analyte	Result	Reporting Limit	Units	Spike Level	Source Result	%REC	%REC Limits	RPD	RPD Limit	Qual
Batch 1304327 - EPA 524.2										
Blank (1304327-BLK1)				Prepared & Analyzed: 04/25/2013						
1,1,1,2-Tetrachloroethane	ND	0.00050	mg/L							
1,1,1-Trichloroethane	ND	0.00050	mg/L							
1,1,2,2-Tetrachloroethane	ND	0.00050	mg/L							
1,1,2-Trichloroethane	ND	0.00050	mg/L							
1,1-Dichloroethane	ND	0.00050	mg/L							
1,1-Dichloroethene	ND	0.00050	mg/L							
1,1-Dichloropropene	ND	0.00050	mg/L							
1,2,3-Trichlorobenzene	ND	0.00050	mg/L							
1,2,3-Trichloropropane	ND	0.00050	mg/L							
1,2,4-Trichlorobenzene	ND	0.00050	mg/L							
1,2,4-Trimethylbenzene	ND	0.00050	mg/L							
1,2-Dichlorobenzene	ND	0.00050	mg/L							
1,2-Dichloroethane	ND	0.00050	mg/L							
1,2-Dichloropropane	ND	0.00050	mg/L							
1,3,5-Trimethylbenzene	ND	0.00050	mg/L							
1,3-Dichlorobenzene	ND	0.00050	mg/L							
1,3-Dichloropropane	ND	0.00050	mg/L							
1,4-Dichlorobenzene	ND	0.00050	mg/L							
2,2-Dichloropropane	ND	0.00050	mg/L							
2-Chlorotoluene	ND	0.00050	mg/L							
4-Chlorotoluene	ND	0.00050	mg/L							
4-Isopropyltoluene	ND	0.00050	mg/L							
Benzene	ND	0.00050	mg/L							
Bromobenzene	ND	0.00050	mg/L							
Bromochloromethane	ND	0.00050	mg/L							
Bromodichloromethane	ND	0.00050	mg/L							
Bromoform	ND	0.00050	mg/L							
Bromomethane	ND	0.00050	mg/L							
Carbon tetrachloride	ND	0.00050	mg/L							
Chlorobenzene	ND	0.00050	mg/L							
Chloroethane	ND	0.00050	mg/L							
Chloroform	ND	0.00050	mg/L							
Chloromethane	ND	0.00050	mg/L							
cis-1,2-Dichloroethene	ND	0.00050	mg/L							
cis-1,3-Dichloropropene	ND	0.00050	mg/L							
Dibromochloromethane	ND	0.00050	mg/L							
Dibromomethane	ND	0.00050	mg/L							
Dichlorodifluoromethane	ND	0.00050	mg/L							
Ethylbenzene	ND	0.00050	mg/L							
Hexachlorobutadiene	ND	0.00050	mg/L							
Isopropylbenzene	ND	0.00050	mg/L							
Methylene chloride	ND	0.00050	mg/L							
Naphthalene	ND	0.00050	mg/L							
n-Butylbenzene	ND	0.00050	mg/L							
n-Propylbenzene	ND	0.00050	mg/L							
sec-Butylbenzene	ND	0.00050	mg/L							
Styrene	ND	0.00050	mg/L							
tert-Butylbenzene	ND	0.00050	mg/L							

Client: University of Arizona- Risk Management Services
Project: Page Ranch
Work Order: 13D0677
Date Received: 04/24/2013

QC Summary

Analyte	Result	Reporting Limit	Units	Spike Level	Source Result	%REC	%REC Limits	RPD	RPD Limit	Qual
Batch 1304327 - EPA 524.2										
Blank (1304327-BLK1)				Prepared & Analyzed: 04/25/2013						
Tetrachloroethene	ND	0.00050	mg/L							
Toluene	ND	0.00050	mg/L							
trans-1,2-Dichloroethene	ND	0.00050	mg/L							
trans-1,3-Dichloropropene	ND	0.00050	mg/L							
Trichloroethene	ND	0.00050	mg/L							
Trichlorofluoromethane	ND	0.00050	mg/L							
TTHMs	ND	0.00050	mg/L							
Vinyl chloride	ND	0.00050	mg/L							
Xylenes, Total	ND	0.0015	mg/L							
Surrogate: 1,2-Dichlorobenzene-d4	*0.96*		*ug/L*	*1.000*		*96*	*70-130*			
Surrogate: 4-Bromofluorobenzene	*0.98*		*ug/L*	*1.000*		*98*	*70-130*			

Client: University of Arizona- Risk Management Services
Project: Page Ranch
Work Order: 13D0677
Date Received: 04/24/2013

QC Summary

Analyte	Result	Reporting Limit	Units	Spike Level	Source Result	%REC	%REC Limits	RPD	RPD Limit	Qual
Batch 1304327 - EPA 524.2										
LCS (1304327-BS1)				Prepared & Analyzed: 04/25/2013						
1,1,1,2-Tetrachloroethane	0.010	0.00050	mg/L	0.01000		104	70-130			
1,1,1-Trichloroethane	0.010	0.00050	mg/L	0.01000		103	70-130			
1,1,2,2-Tetrachloroethane	0.011	0.00050	mg/L	0.01000		114	70-130			
1,1,2-Trichloroethane	0.011	0.00050	mg/L	0.01000		111	70-130			
1,1-Dichloroethane	0.012	0.00050	mg/L	0.01000		117	70-130			
1,1-Dichloroethene	0.0092	0.00050	mg/L	0.01000		92	70-130			
1,1-Dichloropropene	0.0094	0.00050	mg/L	0.01000		94	70-130			
1,2,3-Trichlorobenzene	0.011	0.00050	mg/L	0.01000		114	70-130			
1,2,3-Trichloropropane	0.011	0.00050	mg/L	0.01000		114	70-130			
1,2,4-Trichlorobenzene	0.011	0.00050	mg/L	0.01000		108	70-130			
1,2,4-Trimethylbenzene	0.010	0.00050	mg/L	0.01000		103	70-130			
1,2-Dichlorobenzene	0.011	0.00050	mg/L	0.01000		107	70-130			
1,2-Dichloroethane	0.011	0.00050	mg/L	0.01000		109	70-130			
1,2-Dichloropropane	0.010	0.00050	mg/L	0.01000		102	70-130			
1,3,5-Trimethylbenzene	0.010	0.00050	mg/L	0.01000		103	70-130			
1,3-Dichlorobenzene	0.010	0.00050	mg/L	0.01000		101	70-130			
1,3-Dichloropropane	0.011	0.00050	mg/L	0.01000		109	70-130			
1,4-Dichlorobenzene	0.010	0.00050	mg/L	0.01000		101	70-130			
2,2-Dichloropropane	0.0098	0.00050	mg/L	0.01000		98	70-130			
2-Chlorotoluene	0.010	0.00050	mg/L	0.01000		103	70-130			
4-Chlorotoluene	0.010	0.00050	mg/L	0.01000		101	70-130			
4-Isopropyltoluene	0.010	0.00050	mg/L	0.01000		102	70-130			
Benzene	0.0099	0.00050	mg/L	0.01000		99	70-130			
Bromobenzene	0.011	0.00050	mg/L	0.01000		106	70-130			
Bromochloromethane	0.011	0.00050	mg/L	0.01000		109	70-130			
Bromodichloromethane	0.010	0.00050	mg/L	0.01000		104	70-130			
Bromoform	0.011	0.00050	mg/L	0.01000		106	70-130			
Bromomethane	0.011	0.00050	mg/L	0.01000		106	70-130			
Carbon tetrachloride	0.0099	0.00050	mg/L	0.01000		99	70-130			
Chlorobenzene	0.0099	0.00050	mg/L	0.01000		99	70-130			
Chloroethane	0.010	0.00050	mg/L	0.01000		101	70-130			
Chloroform	0.010	0.00050	mg/L	0.01000		103	70-130			
Chloromethane	0.0089	0.00050	mg/L	0.01000		89	70-130			
cis-1,2-Dichloroethene	0.0098	0.00050	mg/L	0.01000		98	70-130			
cis-1,3-Dichloropropene	0.010	0.00050	mg/L	0.01000		102	70-130			
Dibromochloromethane	0.011	0.00050	mg/L	0.01000		108	70-130			
Dibromomethane	0.011	0.00050	mg/L	0.01000		107	70-130			
Dichlorodifluoromethane	0.0093	0.00050	mg/L	0.01000		93	70-130			
Ethylbenzene	0.010	0.00050	mg/L	0.01000		100	70-130			
Hexachlorobutadiene	0.010	0.00050	mg/L	0.01000		101	70-130			
Isopropylbenzene	0.010	0.00050	mg/L	0.01000		102	70-130			
Methyl tert-Butyl Ether (MTBE)	0.011	0.00050	mg/L	0.01000		112	0-200			
Methylene chloride	0.011	0.00050	mg/L	0.01000		106	70-130			R6
Naphthalene	0.011	0.00050	mg/L	0.01000		114	70-130			
n-Butylbenzene	0.010	0.00050	mg/L	0.01000		100	70-130			
n-Propylbenzene	0.010	0.00050	mg/L	0.01000		100	70-130			
sec-Butylbenzene	0.010	0.00050	mg/L	0.01000		102	70-130			
Styrene	0.010	0.00050	mg/L	0.01000		104	70-130			

Client: University of Arizona- Risk Management Services
Project: Page Ranch
Work Order: 13D0677
Date Received: 04/24/2013

QC Summary

Analyte	Result	Reporting Limit	Units	Spike Level	Source Result	%REC	%REC Limits	RPD	RPD Limit	Qual
Batch 1304327 - EPA 524.2										
LCS (1304327-BS1)				Prepared & Analyzed: 04/25/2013						
tert-Butylbenzene	0.010	0.00050	mg/L	0.01000		103	70-130			
Tetrachloroethene	0.0098	0.00050	mg/L	0.01000		98	70-130			
Toluene	0.0096	0.00050	mg/L	0.01000		96	70-130			
trans-1,2-Dichloroethene	0.0081	0.00050	mg/L	0.01000		81	70-130			R6
trans-1,3-Dichloropropene	0.010	0.00050	mg/L	0.01000		101	70-130			
Trichloroethene	0.0093	0.00050	mg/L	0.01000		93	70-130			
Trichlorofluoromethane	0.010	0.00050	mg/L	0.01000		103	70-130			
TTHMs	0.042	0.00050	mg/L				70-130			
Vinyl chloride	0.0094	0.00050	mg/L	0.01000		94	70-130			
Xylenes, Total	0.030	0.0015	mg/L	0.03000		100	70-130			
Surrogate: 1,2-Dichlorobenzene-d4	*1.1*		*ug/L*	*1.000*		*112*	*70-130*			
Surrogate: 4-Bromofluorobenzene	*1.1*		*ug/L*	*1.000*		*110*	*70-130*			

Client: University of Arizona- Risk Management Services
Project: Page Ranch
Work Order: 13D0677
Date Received: 04/24/2013

QC Summary

Analyte	Result	Reporting Limit	Units	Spike Level	Source Result	%REC	%REC Limits	RPD	RPD Limit	Qual
Batch 1304327 - EPA 524.2										
LCS Dup (1304327-BSD1)				Prepared & Analyzed: 04/25/2013						
1,1,1,2-Tetrachloroethane	0.010	0.00050	mg/L	0.01000		104	70-130	0.1	20	
1,1,1-Trichloroethane	0.011	0.00050	mg/L	0.01000		107	70-130	4	20	
1,1,2,2-Tetrachloroethane	0.011	0.00050	mg/L	0.01000		108	70-130	6	20	
1,1,2-Trichloroethane	0.011	0.00050	mg/L	0.01000		108	70-130	3	20	
1,1-Dichloroethane	0.010	0.00050	mg/L	0.01000		102	70-130	13	20	
1,1-Dichloroethene	0.011	0.00050	mg/L	0.01000		112	70-130	20	20	
1,1-Dichloropropene	0.011	0.00050	mg/L	0.01000		105	70-130	11	20	
1,2,3-Trichlorobenzene	0.011	0.00050	mg/L	0.01000		112	70-130	2	20	
1,2,3-Trichloropropane	0.011	0.00050	mg/L	0.01000		108	70-130	5	20	
1,2,4-Trichlorobenzene	0.011	0.00050	mg/L	0.01000		112	70-130	3	20	
1,2,4-Trimethylbenzene	0.011	0.00050	mg/L	0.01000		108	70-130	5	20	
1,2-Dichlorobenzene	0.011	0.00050	mg/L	0.01000		110	70-130	2	20	
1,2-Dichloroethane	0.011	0.00050	mg/L	0.01000		109	70-130	0.09	20	
1,2-Dichloropropane	0.010	0.00050	mg/L	0.01000		103	70-130	1	20	
1,3,5-Trimethylbenzene	0.011	0.00050	mg/L	0.01000		109	70-130	5	20	
1,3-Dichlorobenzene	0.011	0.00050	mg/L	0.01000		109	70-130	8	20	
1,3-Dichloropropane	0.011	0.00050	mg/L	0.01000		108	70-130	0.6	20	
1,4-Dichlorobenzene	0.011	0.00050	mg/L	0.01000		110	70-130	8	20	
2,2-Dichloropropane	0.011	0.00050	mg/L	0.01000		105	70-130	7	20	
2-Chlorotoluene	0.011	0.00050	mg/L	0.01000		108	70-130	5	20	
4-Chlorotoluene	0.011	0.00050	mg/L	0.01000		109	70-130	7	20	
4-Isopropyltoluene	0.011	0.00050	mg/L	0.01000		108	70-130	6	20	
Benzene	0.010	0.00050	mg/L	0.01000		104	70-130	6	20	
Bromobenzene	0.011	0.00050	mg/L	0.01000		109	70-130	3	20	
Bromochloromethane	0.011	0.00050	mg/L	0.01000		113	70-130	4	20	
Bromodichloromethane	0.011	0.00050	mg/L	0.01000		107	70-130	2	20	
Bromoform	0.010	0.00050	mg/L	0.01000		103	70-130	3	20	
Bromomethane	0.012	0.00050	mg/L	0.01000		120	70-130	13	20	
Carbon tetrachloride	0.010	0.00050	mg/L	0.01000		102	70-130	3	20	
Chlorobenzene	0.011	0.00050	mg/L	0.01000		107	70-130	8	20	
Chloroethane	0.011	0.00050	mg/L	0.01000		107	70-130	5	20	
Chloroform	0.011	0.00050	mg/L	0.01000		107	70-130	4	20	
Chloromethane	0.0097	0.00050	mg/L	0.01000		97	70-130	8	20	
cis-1,2-Dichloroethene	0.011	0.00050	mg/L	0.01000		107	70-130	9	20	
cis-1,3-Dichloropropene	0.010	0.00050	mg/L	0.01000		105	70-130	3	20	
Dibromochloromethane	0.010	0.00050	mg/L	0.01000		105	70-130	3	20	
Dibromomethane	0.011	0.00050	mg/L	0.01000		109	70-130	1	20	
Dichlorodifluoromethane	0.0095	0.00050	mg/L	0.01000		95	70-130	2	20	
Ethylbenzene	0.011	0.00050	mg/L	0.01000		106	70-130	6	20	
Hexachlorobutadiene	0.011	0.00050	mg/L	0.01000		108	70-130	7	20	
Isopropylbenzene	0.011	0.00050	mg/L	0.01000		107	70-130	5	20	
Methyl tert-Butyl Ether (MTBE)	0.011	0.00050	mg/L	0.01000		108	0-200	4	200	
Methylene chloride	0.0084	0.00050	mg/L	0.01000		84	70-130	23	20	R6
Naphthalene	0.011	0.00050	mg/L	0.01000		108	70-130	5	20	
n-Butylbenzene	0.011	0.00050	mg/L	0.01000		108	70-130	7	20	
n-Propylbenzene	0.011	0.00050	mg/L	0.01000		107	70-130	6	20	
sec-Butylbenzene	0.011	0.00050	mg/L	0.01000		107	70-130	5	20	
Styrene	0.011	0.00050	mg/L	0.01000		109	70-130	5	20	

Client: University of Arizona- Risk Management Services
Project: Page Ranch
Work Order: 13D0677
Date Received: 04/24/2013

QC Summary

Analyte	Result	Reporting Limit	Units	Spike Level	Source Result	%REC	%REC Limits	RPD	RPD Limit	Qual
Batch 1304327 - EPA 524.2										
LCS Dup (1304327-BSD1)				Prepared & Analyzed: 04/25/2013						
tert-Butylbenzene	0.011	0.00050	mg/L	0.01000		108	70-130	5	20	
Tetrachloroethene	0.011	0.00050	mg/L	0.01000		106	70-130	8	20	
Toluene	0.010	0.00050	mg/L	0.01000		103	70-130	7	20	
trans-1,2-Dichloroethene	0.011	0.00050	mg/L	0.01000		106	70-130	27	20	R6
trans-1,3-Dichloropropene	0.010	0.00050	mg/L	0.01000		103	70-130	1	20	
Trichloroethene	0.011	0.00050	mg/L	0.01000		105	70-130	13	20	
Trichlorofluoromethane	0.011	0.00050	mg/L	0.01000		106	70-130	3	20	
TTHMs	0.042	0.00050	mg/L				70-130	0.09	20	
Vinyl chloride	0.010	0.00050	mg/L	0.01000		102	70-130	9	20	
Xylenes, Total	0.032	0.0015	mg/L	0.03000		106	70-130	6	20	
Surrogate: 1,2-Dichlorobenzene-d4	*1.1*		*ug/L*	*1.000*		*106*	*70-130*			
Surrogate: 4-Bromofluorobenzene	*1.1*		*ug/L*	*1.000*		*114*	*70-130*			

Client: University of Arizona- Risk Management Services
Project: Page Ranch
Work Order: 13D0677
Date Received: 04/24/2013

QC Summary

Analyte	Result	Reporting Limit	Units	Spike Level	Source Result	%REC	%REC Limits	RPD	RPD Limit	Qual
Batch 1305037 - E300										
Blank (1305037-BLK1)				Prepared & Analyzed: 05/03/2013						
Chloride	ND	1.0	mg/L							
Sulfate	ND	5.0	mg/L							
LCS (1305037-BS1)				Prepared & Analyzed: 05/03/2013						
Chloride	12	1.0	mg/L	12.50		96	90-110			
Sulfate	13	5.0	mg/L	12.50		100	90-110			
LCS Dup (1305037-BSD1)				Prepared & Analyzed: 05/03/2013						
Chloride	12	1.0	mg/L	12.50		96	90-110	0.08	10	
Sulfate	13	5.0	mg/L	12.50		100	90-110	0.09	10	
Matrix Spike (1305037-MS1)		**Source: 13E0079-01**		Prepared & Analyzed: 05/03/2013						
Chloride	18	1.0	mg/L	12.50	6.8	89	80-120			
Sulfate	24	5.0	mg/L	12.50	13	92	80-120			
Matrix Spike (1305037-MS3)		**Source: 13D0680-01**		Prepared & Analyzed: 05/03/2013						
Chloride	17	1.0	mg/L	12.50	6.0	92	80-120			
Sulfate	15	5.0	mg/L	12.50	3.3	91	80-120			
Matrix Spike Dup (1305037-MSD1)		**Source: 13E0079-01**		Prepared & Analyzed: 05/03/2013						
Chloride	18	1.0	mg/L	12.50	6.8	90	80-120	0.3	10	
Sulfate	24	5.0	mg/L	12.50	13	92	80-120	0.3	10	
Matrix Spike Dup (1305037-MSD3)		**Source: 13D0680-01**		Prepared & Analyzed: 05/03/2013						
Chloride	17	1.0	mg/L	12.50	6.0	91	80-120	0.1	10	
Sulfate	15	5.0	mg/L	12.50	3.3	90	80-120	0.7	10	

TURNER LABORATORIES INC.
2445 N. Coyote Drive, Suite 104
Tucson, Arizona 85745
(520) 882-5880
Fax: (520) 882-9788
www.turnerlabs.com

CHAIN OF CUSTODY/LABORATORY ANALYSIS REQUEST FORM

TURNER WORK ORDER # 13D0677 DATE 4/24/13 PAGE 1 OF 1

PROJECT NAME Page Ranch #
CONTACT NAME Lloyd Wundrock
COMPANY NAME UA Risk Management Services
ADDRESS PO Box 210300, Tucson, AZ 85721-0300
PHONE 621-1790 FAX 621-3706
SAMPLER'S SIGNATURE [signature]

CIRCLE ANALYSIS REQUESTED AND/OR CHECK THE APPROPRIATE BOX

SAMPLE I.D.	DATE	TIME	LAB I.D.	SAMPLE MATRIX*	NUMBER OF CONTAINERS	Base Neutrals 625/8270	Acids	Volatile Organics 624/524.2/8260	TTHMS	HAA5	Pesticides 8081	PCB's 8082	NO_2	NO_3	TKN	Oil and Grease Grav. 1664A	VOA	TCLP Analysis Semi-VOA	Pest.	TCLP	Dissolved	Metals Total	RCRA8	Total	Cyanide Amen.	WAD	SDWA-INORGANICS PRIMARY	SECONDARY	MPN	Coliform Colliert	pH	Cr_6	Cl_2	COD	BOD	TSS	Low-Level Metals	Low-Level Anions			
MW #4	4/24/13	11:40		GW	10	X	X			X																											X	X			

1. RELINQUISHED BY: [signature] Signature; L M WUNDROCK Printed Name; U of A Firm; 04-24-2013/12:05 Date/Time

2. RECEIVED BY: [signature] Signature; Printed Name; UofA Firm; 4/24/13 12:05 Date/Time

3. RELINQUISHED BY: [signature] Signature; Printed Name; UofA Firm; 4/24/13 12:05 Date/Time

4. RECEIVED BY: [signature] Signature; Printed Name; TURNER LABORATORIES, INC. Firm; 4-24-13 13:05 Date/Time

TURNAROUND REQUIREMENTS:
- [x] Standard (approx. 10 days)*
- [ ] Next Day [ ] 2 Day [ ] 5 Day*
- [ ] Email Preliminary Results To:

* Working Days

REPORT REQUIREMENTS:
- [ ] I. Routine Report
- [ ] II. Report (includes DUP, MS, MSD, as required, may be charged as samples)
- [x] III. Date Validation Report (Includes All Raw Data) Add 10% to invoice

INVOICE INFORMATION:
Account [ ] Y [ ] N
P.O. #
Bill to:

SAMPLE RECEIPT:
Total Containers 10
Temperature 4.5
[x] Wet Ice [ ] Blue Ice

* LEGEND
DW = DRINKING WATER
GW = GROUNDWATER
SD = SOLID
SG = SLUDGE
SL = SOIL
ST = STORMWATER
WW = WASTEWATER

SPECIAL INSTRUCTIONS/COMMENTS:
- Compliance Analysis: [ ] Yes [ ] No
- ADEQ Forms: [ ] Yes [ ] No
- Mail ADEQ Forms: [ ] Yes [ ] No
- Custody Seals [ ]
- Container Intact [x]
- COC / Labels Agree [x]
- Preservation Confirmation [x]
- Appropriate Head Space [x]
- Received Within Hold Time [x]

Metals-Mn, Na Anions-Cl, So4 QA/QC Level III Package
Hard Copy Report/Writable CD Send report to ADEQ Electronically

June 07, 2013

Jeff Christensen
University of Arizona- Risk Management Services
PO Box 210300, RM A414
Tucson, AZ 85721

TEL (520) 621-5861
FAX (520) 621-3706

Work Order No.: 13D0679
Order Name: MW#3

RE: Page Ranch

Dear Jeff Christensen,

Turner Laboratories, Inc. received 2 sample(s) on 04/24/2013 for the analyses presented in the following report.

All results are intended to be considered in their entirety, and Turner Laboratories, Inc. is not responsible for use of less than the complete report. Results apply only to the samples analyzed. Samples will be disposed of 30 days after issue of our report unless special arrangements are made.

The pages that follow may contain sensitive, privileged or confidential information intended solely for the addressee named above. If you receive this message and are not the agent or employee of the addressee, this communication has been sent in error. Please do not disseminate or copy any of the attached and notify the sender immediately by telephone. Please also return the attached sheet(s) to the sender by mail.

Please call if you have any questions.

Respectfully submitted,

Turner Laboratories, Inc.
ADHS License AZ0066

Terri L. Garcia

Terri Garcia
Technical Director

Turner Laboratories, Inc.

Date: 06/07/2013

Client: University of Arizona- Risk Management Servic
Project: Page Ranch
Work Order: 13D0679
Date Received: 04/24/2013

Order: MW#3

Work Order Sample Summary

Lab Sample ID	Client Sample ID	Matrix	Collection Date/Time
13D0679-01	MW #3	Ground Water	04/24/2013 1005
13D0679-02	Trip Blank	Trip Blank	04/24/2013 0000

Client: University of Arizona- Risk Management Services
Project: Page Ranch
Work Order: 13D0679
Date Received: 04/24/2013

Case Narrative

M2	Matrix spike recovery was low; the associated LCS/LCSD was acceptable.
R6	LCS/LCSD RPD exceeded the method acceptance limit. Recovery met the acceptance criteria.
S6	Surrogate recovery was below laboratory and method acceptance limits. Reextraction and/or reanalysis confirms low recovery caused by matrix effect.
V1	CCV recovery was above method acceptance limits. This target analyte was not detected in the sample.

All soil, sludge, and solid matrix determinations are reported on a wet weight basis unless otherwise noted.

ND	Not Detected at or above the PQL
PQL	Practical Quantitation Limit
DF	Dilution Factor

Turner Laboratories, Inc.

Date: 06/07/2013

Client: University of Arizona- Risk Management Se
Project: Page Ranch
Work Order: 13D0679
Lab Sample ID: 13D0679-01

Client Sample ID: MW #3
Collection Date/Time: 04/24/2013 1005
Matrix: Ground Water
Order Name: MW#3

Analyses	Result	PQL	Qual	Units	DF	Prep Date	Analysis Date	Analyst
ICP Total Metals-E200.7								
Manganese	0.041	0.020		mg/L	1	04/25/2013 0935	04/27/2013 1608	RAD
Sodium	31	5.0		mg/L	1	04/25/2013 0935	04/27/2013 1608	RAD
Anions by Ion Chromatography-E300								
Chloride	5.3	1.0		mg/L	1	05/03/2013 1000	05/03/2013 2105	EW
Sulfate	ND	5.0		mg/L	1	05/03/2013 1000	05/03/2013 2105	EW
Volatile Organic Compounds by GC/MS-EPA 524.2								
1,1,1,2-Tetrachloroethane	ND	0.00050		mg/L	1	04/25/2013 1227	04/25/2013 1859	KP
1,1,1-Trichloroethane	ND	0.00050		mg/L	1	04/25/2013 1227	04/25/2013 1859	KP
1,1,2,2-Tetrachloroethane	ND	0.00050		mg/L	1	04/25/2013 1227	04/25/2013 1859	KP
1,1,2-Trichloroethane	ND	0.00050		mg/L	1	04/25/2013 1227	04/25/2013 1859	KP
1,1-Dichloroethane	ND	0.00050		mg/L	1	04/25/2013 1227	04/25/2013 1859	KP
1,1-Dichloroethene	ND	0.00050		mg/L	1	04/25/2013 1227	04/25/2013 1859	KP
1,1-Dichloropropene	ND	0.00050		mg/L	1	04/25/2013 1227	04/25/2013 1859	KP
1,2,3-Trichlorobenzene	ND	0.00050		mg/L	1	04/25/2013 1227	04/25/2013 1859	KP
1,2,3-Trichloropropane	ND	0.00050		mg/L	1	04/25/2013 1227	04/25/2013 1859	KP
1,2,4-Trichlorobenzene	ND	0.00050		mg/L	1	04/25/2013 1227	04/25/2013 1859	KP
1,2,4-Trimethylbenzene	ND	0.00050		mg/L	1	04/25/2013 1227	04/25/2013 1859	KP
1,2-Dichlorobenzene	ND	0.00050		mg/L	1	04/25/2013 1227	04/25/2013 1859	KP
1,2-Dichloroethane	ND	0.00050		mg/L	1	04/25/2013 1227	04/25/2013 1859	KP
1,2-Dichloropropane	ND	0.00050		mg/L	1	04/25/2013 1227	04/25/2013 1859	KP
1,3,5-Trimethylbenzene	ND	0.00050		mg/L	1	04/25/2013 1227	04/25/2013 1859	KP
1,3-Dichlorobenzene	ND	0.00050		mg/L	1	04/25/2013 1227	04/25/2013 1859	KP
1,3-Dichloropropane	ND	0.00050		mg/L	1	04/25/2013 1227	04/25/2013 1859	KP
1,4-Dichlorobenzene	ND	0.00050		mg/L	1	04/25/2013 1227	04/25/2013 1859	KP
2,2-Dichloropropane	ND	0.00050		mg/L	1	04/25/2013 1227	04/25/2013 1859	KP
2-Chlorotoluene	ND	0.00050		mg/L	1	04/25/2013 1227	04/25/2013 1859	KP
4-Chlorotoluene	ND	0.00050		mg/L	1	04/25/2013 1227	04/25/2013 1859	KP
4-Isopropyltoluene	ND	0.00050		mg/L	1	04/25/2013 1227	04/25/2013 1859	KP
Benzene	ND	0.00050		mg/L	1	04/25/2013 1227	04/25/2013 1859	KP
Bromobenzene	ND	0.00050		mg/L	1	04/25/2013 1227	04/25/2013 1859	KP
Bromochloromethane	ND	0.00050		mg/L	1	04/25/2013 1227	04/25/2013 1859	KP
Bromodichloromethane	ND	0.00050		mg/L	1	04/25/2013 1227	04/25/2013 1859	KP
Bromoform	ND	0.00050		mg/L	1	04/25/2013 1227	04/25/2013 1859	KP
Bromomethane	ND	0.00050		mg/L	1	04/25/2013 1227	04/25/2013 1859	KP
Carbon tetrachloride	ND	0.00050		mg/L	1	04/25/2013 1227	04/25/2013 1859	KP
Chlorobenzene	ND	0.00050		mg/L	1	04/25/2013 1227	04/25/2013 1859	KP
Chloroethane	ND	0.00050		mg/L	1	04/25/2013 1227	04/25/2013 1859	KP
Chloroform	ND	0.00050		mg/L	1	04/25/2013 1227	04/25/2013 1859	KP

Turner Laboratories, Inc.

Date: 06/07/2013

Client: University of Arizona- Risk Management Se
Project: Page Ranch
Work Order: 13D0679
Lab Sample ID: 13D0679-01

Client Sample ID: MW #3
Collection Date/Time: 04/24/2013 1005
Matrix: Ground Water
Order Name: MW#3

Analyses	Result	PQL	Qual	Units	DF	Prep Date	Analysis Date	Analyst
Chloromethane	ND	0.00050		mg/L	1	04/25/2013 1227	04/25/2013 1859	KP
cis-1,2-Dichloroethene	ND	0.00050		mg/L	1	04/25/2013 1227	04/25/2013 1859	KP
cis-1,3-Dichloropropene	ND	0.00050		mg/L	1	04/25/2013 1227	04/25/2013 1859	KP
Dibromochloromethane	ND	0.00050		mg/L	1	04/25/2013 1227	04/25/2013 1859	KP
Dibromomethane	ND	0.00050		mg/L	1	04/25/2013 1227	04/25/2013 1859	KP
Dichlorodifluoromethane	ND	0.00050		mg/L	1	04/25/2013 1227	04/25/2013 1859	KP
Ethylbenzene	ND	0.00050		mg/L	1	04/25/2013 1227	04/25/2013 1859	KP
Hexachlorobutadiene	ND	0.00050		mg/L	1	04/25/2013 1227	04/25/2013 1859	KP
Isopropylbenzene	ND	0.00050		mg/L	1	04/25/2013 1227	04/25/2013 1859	KP
Methylene chloride	ND	0.00050		mg/L	1	04/25/2013 1227	04/25/2013 1859	KP
Naphthalene	ND	0.00050		mg/L	1	04/25/2013 1227	04/25/2013 1859	KP
n-Butylbenzene	ND	0.00050		mg/L	1	04/25/2013 1227	04/25/2013 1859	KP
n-Propylbenzene	ND	0.00050		mg/L	1	04/25/2013 1227	04/25/2013 1859	KP
sec-Butylbenzene	ND	0.00050		mg/L	1	04/25/2013 1227	04/25/2013 1859	KP
Styrene	ND	0.00050		mg/L	1	04/25/2013 1227	04/25/2013 1859	KP
tert-Butylbenzene	ND	0.00050		mg/L	1	04/25/2013 1227	04/25/2013 1859	KP
Tetrachloroethene	ND	0.00050		mg/L	1	04/25/2013 1227	04/25/2013 1859	KP
Toluene	ND	0.00050		mg/L	1	04/25/2013 1227	04/25/2013 1859	KP
trans-1,2-Dichloroethene	ND	0.00050		mg/L	1	04/25/2013 1227	04/25/2013 1859	KP
trans-1,3-Dichloropropene	ND	0.00050		mg/L	1	04/25/2013 1227	04/25/2013 1859	KP
Trichloroethene	ND	0.00050		mg/L	1	04/25/2013 1227	04/25/2013 1859	KP
Trichlorofluoromethane	ND	0.00050		mg/L	1	04/25/2013 1227	04/25/2013 1859	KP
TTHMs	ND	0.00050		mg/L	1	04/25/2013 1227	04/25/2013 1859	KP
Vinyl chloride	ND	0.00050		mg/L	1	04/25/2013 1227	04/25/2013 1859	KP
Xylenes, Total	ND	0.0015		mg/L	1	04/25/2013 1227	04/25/2013 1859	KP
Surr: 1,2-Dichlorobenzene-d4	*90*	*70-130*		*%REC*	*1*	*04/25/2013 1227*	*04/25/2013 1859*	*KP*
Surr: 4-Bromofluorobenzene	*95*	*70-130*		*%REC*	*1*	*04/25/2013 1227*	*04/25/2013 1859*	*KP*
Organochlorine Pesticides-SW8081A								
4,4´-DDD	ND	0.10		ug/L	1	04/30/2013 1633	05/11/2013 0118	MD
4,4´-DDE	ND	0.10		ug/L	1	04/30/2013 1633	05/11/2013 0118	MD
4,4´-DDT	ND	0.10		ug/L	1	04/30/2013 1633	05/11/2013 0118	MD
Aldrin	ND	0.10		ug/L	1	04/30/2013 1633	05/11/2013 0118	MD
alpha-BHC	ND	0.10		ug/L	1	04/30/2013 1633	05/11/2013 0118	MD
alpha-Chlordane	ND	0.10		ug/L	1	04/30/2013 1633	05/11/2013 0701	MD
beta-BHC	ND	0.10		ug/L	1	04/30/2013 1633	05/11/2013 0118	MD
delta-BHC	ND	0.10		ug/L	1	04/30/2013 1633	05/11/2013 0118	MD
Dieldrin	ND	0.10		ug/L	1	04/30/2013 1633	05/11/2013 0118	MD
Endosulfan I	ND	0.10		ug/L	1	04/30/2013 1633	05/11/2013 0118	MD
Endosulfan II	ND	0.10		ug/L	1	04/30/2013 1633	05/11/2013 0118	MD
Endosulfan sulfate	ND	0.10		ug/L	1	04/30/2013 1633	05/11/2013 0118	MD
Endrin	ND	0.10		ug/L	1	04/30/2013 1633	05/11/2013 0118	MD

Turner Laboratories, Inc.

Date: 06/07/2013

Client:	University of Arizona- Risk Management Se	**Client Sample ID:**	MW #3
Project:	Page Ranch	**Collection Date/Time:**	04/24/2013 1005
Work Order:	13D0679	**Matrix:**	Ground Water
Lab Sample ID:	13D0679-01	**Order Name:**	MW#3

Analyses	Result	PQL	Qual	Units	DF	Prep Date	Analysis Date	Analyst
Endrin aldehyde	ND	0.10		ug/L	1	04/30/2013 1633	05/11/2013 0118	MD
Endrin ketone	ND	0.10		ug/L	1	04/30/2013 1633	05/11/2013 0118	MD
gamma-BHC	ND	0.10		ug/L	1	04/30/2013 1633	05/11/2013 0118	MD
gamma-Chlordane	ND	0.10		ug/L	1	04/30/2013 1633	05/11/2013 0701	MD
Heptachlor	ND	0.10		ug/L	1	04/30/2013 1633	05/11/2013 0118	MD
Heptachlor epoxide	ND	0.10		ug/L	1	04/30/2013 1633	05/11/2013 0118	MD
Methoxychlor	ND	0.10		ug/L	1	04/30/2013 1633	05/11/2013 0118	MD
Toxaphene	ND	1.0		ug/L	1	04/30/2013 1633	05/11/2013 0118	MD
Surr: Decachlorobiphenyl	*82*	*51.1-138.5*		*%REC*	*1*	*04/30/2013 1633*	*05/11/2013 118*	*MD*
Surr: Tetrachloro-m-xylene	*61*	*39.1-120*		*%REC*	*1*	*04/30/2013 1633*	*05/11/2013 118*	*MD*
Semivolatile Organic Compounds-SW8270C								
1,2,4-Trichlorobenzene	ND	10		ug/L	1	04/25/2013 1712	05/05/2013 1946	MD
1,2-Dichlorobenzene	ND	10		ug/L	1	04/25/2013 1712	05/05/2013 1946	MD
1,3-Dichlorobenzene	ND	10		ug/L	1	04/25/2013 1712	05/05/2013 1946	MD
1,4-Dichlorobenzene	ND	10		ug/L	1	04/25/2013 1712	05/05/2013 1946	MD
2,4,5-Trichlorophenol	ND	10		ug/L	1	04/25/2013 1712	05/05/2013 1946	MD
2,4,6-Trichlorophenol	ND	10		ug/L	1	04/25/2013 1712	05/05/2013 1946	MD
2,4-Dichlorophenol	ND	10		ug/L	1	04/25/2013 1712	05/05/2013 1946	MD
2,4-Dimethylphenol	ND	10		ug/L	1	04/25/2013 1712	05/05/2013 1946	MD
2,4-Dinitrophenol	ND	51		ug/L	1	04/25/2013 1712	05/05/2013 1946	MD
2,4-Dinitrotoluene	ND	10		ug/L	1	04/25/2013 1712	05/05/2013 1946	MD
2,6-Dinitrotoluene	ND	10		ug/L	1	04/25/2013 1712	05/05/2013 1946	MD
2-Chloronaphthalene	ND	10		ug/L	1	04/25/2013 1712	05/05/2013 1946	MD
2-Chlorophenol	ND	10		ug/L	1	04/25/2013 1712	05/05/2013 1946	MD
2-Methylnaphthalene	ND	5.1	V1	ug/L	1	04/25/2013 1712	05/05/2013 1946	MD
2-Methylphenol	ND	10		ug/L	1	04/25/2013 1712	05/05/2013 1946	MD
2-Nitroaniline	ND	20		ug/L	1	04/25/2013 1712	05/05/2013 1946	MD
2-Nitrophenol	ND	10		ug/L	1	04/25/2013 1712	05/05/2013 1946	MD
3,3´-Dichlorobenzidine	ND	20		ug/L	1	04/25/2013 1712	05/05/2013 1946	MD
3,4-Methylphenol	ND	10		ug/L	1	04/25/2013 1712	05/05/2013 1946	MD
3-Nitroaniline	ND	20		ug/L	1	04/25/2013 1712	05/05/2013 1946	MD
4,6-Dinitro-2-methylphenol	ND	20		ug/L	1	04/25/2013 1712	05/05/2013 1946	MD
4-Bromophenyl phenyl ether	ND	10		ug/L	1	04/25/2013 1712	05/05/2013 1946	MD
4-Chloro-3-methylphenol	ND	10		ug/L	1	04/25/2013 1712	05/05/2013 1946	MD
4-Chloroaniline	ND	20		ug/L	1	04/25/2013 1712	05/05/2013 1946	MD
4-Chlorophenyl phenyl ether	ND	10		ug/L	1	04/25/2013 1712	05/05/2013 1946	MD
4-Nitroaniline	ND	20		ug/L	1	04/25/2013 1712	05/05/2013 1946	MD
4-Nitrophenol	ND	51		ug/L	1	04/25/2013 1712	05/05/2013 1946	MD
Acenaphthene	ND	5.1		ug/L	1	04/25/2013 1712	05/05/2013 1946	MD
Acenaphthylene	ND	5.1		ug/L	1	04/25/2013 1712	05/05/2013 1946	MD
Aniline	ND	20		ug/L	1	04/25/2013 1712	05/05/2013 1946	MD

Turner Laboratories, Inc.

Date: 06/07/2013

Client: University of Arizona- Risk Management Se
Project: Page Ranch
Work Order: 13D0679
Lab Sample ID: 13D0679-01

Client Sample ID: MW #3
Collection Date/Time: 04/24/2013 1005
Matrix: Ground Water
Order Name: MW#3

Analyses	Result	PQL	Qual	Units	DF	Prep Date	Analysis Date	Analyst
Anthracene	ND	5.1		ug/L	1	04/25/2013 1712	05/05/2013 1946	MD
Benzo[a]anthracene	ND	5.1		ug/L	1	04/25/2013 1712	05/05/2013 1946	MD
Benzo[a]pyrene	ND	5.1		ug/L	1	04/25/2013 1712	05/05/2013 1946	MD
Benzo[b,k]fluoranthene	ND	10		ug/L	1	04/25/2013 1712	05/05/2013 1946	MD
Benzo[g,h,i]perylene	ND	5.1		ug/L	1	04/25/2013 1712	05/05/2013 1946	MD
Benzoic acid	ND	51		ug/L	1	04/25/2013 1712	05/05/2013 1946	MD
Benzyl alcohol	ND	5.1		ug/L	1	04/25/2013 1712	05/05/2013 1946	MD
Bis(2-chloroethoxy)methane	ND	10		ug/L	1	04/25/2013 1712	05/05/2013 1946	MD
Bis(2-chloroethyl)ether	ND	10		ug/L	1	04/25/2013 1712	05/05/2013 1946	MD
Bis(2-chloroisopropyl)ether	ND	10		ug/L	1	04/25/2013 1712	05/05/2013 1946	MD
Bis(2-ethylhexyl)phthalate	ND	10		ug/L	1	04/25/2013 1712	05/05/2013 1946	MD
Butyl benzyl phthalate	ND	10		ug/L	1	04/25/2013 1712	05/05/2013 1946	MD
Chrysene	ND	5.1		ug/L	1	04/25/2013 1712	05/05/2013 1946	MD
Dibenzo[a,h]anthracene	ND	5.1		ug/L	1	04/25/2013 1712	05/05/2013 1946	MD
Dibenzofuran	ND	5.1		ug/L	1	04/25/2013 1712	05/05/2013 1946	MD
Diethyl phthalate	ND	10		ug/L	1	04/25/2013 1712	05/05/2013 1946	MD
Dimethyl phthalate	ND	10		ug/L	1	04/25/2013 1712	05/05/2013 1946	MD
Di-n-butyl phthalate	ND	10		ug/L	1	04/25/2013 1712	05/05/2013 1946	MD
Di-n-octyl phthalate	ND	10		ug/L	1	04/25/2013 1712	05/05/2013 1946	MD
Fluoranthene	ND	5.1		ug/L	1	04/25/2013 1712	05/05/2013 1946	MD
Fluorene	ND	5.1		ug/L	1	04/25/2013 1712	05/05/2013 1946	MD
Hexachlorobenzene	ND	10		ug/L	1	04/25/2013 1712	05/05/2013 1946	MD
Hexachlorobutadiene	ND	10		ug/L	1	04/25/2013 1712	05/05/2013 1946	MD
Hexachlorocyclopentadiene	ND	10		ug/L	1	04/25/2013 1712	05/05/2013 1946	MD
Hexachloroethane	ND	10		ug/L	1	04/25/2013 1712	05/05/2013 1946	MD
Indeno[1,2,3-cd]pyrene	ND	5.1		ug/L	1	04/25/2013 1712	05/05/2013 1946	MD
Isophorone	ND	10		ug/L	1	04/25/2013 1712	05/05/2013 1946	MD
Naphthalene	ND	5.1		ug/L	1	04/25/2013 1712	05/05/2013 1946	MD
Nitrobenzene	ND	10		ug/L	1	04/25/2013 1712	05/05/2013 1946	MD
N-Nitrosodimethylamine	ND	10		ug/L	1	04/25/2013 1712	05/05/2013 1946	MD
N-Nitrosodiphenylamine	ND	10		ug/L	1	04/25/2013 1712	05/05/2013 1946	MD
N-Nitrosodipropylamine	ND	10		ug/L	1	04/25/2013 1712	05/05/2013 1946	MD
Pentachlorophenol	ND	30		ug/L	1	04/25/2013 1712	05/05/2013 1946	MD
Phenanthrene	ND	5.1		ug/L	1	04/25/2013 1712	05/05/2013 1946	MD
Phenol	ND	10		ug/L	1	04/25/2013 1712	05/05/2013 1946	MD
Pyrene	ND	5.1		ug/L	1	04/25/2013 1712	05/05/2013 1946	MD
Surr: 2,4,6-Tribromophenol	*82*	*61.48-125.9*		*%REC*	*1*	*04/25/2013 1712*	*05/05/2013 1946*	*MD*
Surr: 2-Fluorobiphenyl	*42*	*41.02-91.53*		*%REC*	*1*	*04/25/2013 1712*	*05/05/2013 1946*	*MD*
Surr: 2-Fluorophenol	*25*	*38.35-57.43S6*		*%REC*	*1*	*04/25/2013 1712*	*05/05/2013 1946*	*MD*
Surr: 4-Terphenyl-d14	*51*	*14.66-124.1.*		*%REC*	*1*	*04/25/2013 1712*	*05/05/2013 1946*	*MD*
Surr: Nitrobenzene-d5	*30*	*49.49-85.19S6*		*%REC*	*1*	*04/25/2013 1712*	*05/05/2013 1946*	*MD*
Surr: Phenol-d6	*43*	*28.68-69.45*		*%REC*	*1*	*04/25/2013 1712*	*05/05/2013 1946*	*MD*

Turner Laboratories, Inc.

Date: 06/07/2013

Client:	University of Arizona- Risk Management Se	**Client Sample ID:**	MW #3
Project:	Page Ranch	**Collection Date/Time:**	04/24/2013 1005
Work Order:	13D0679	**Matrix:**	Ground Water
Lab Sample ID:	13D0679-01	**Order Name:**	MW#3

Analyses	Result	PQL	Qual	Units	DF	Prep Date	Analysis Date	Analyst

Turner Laboratories, Inc.

Date: 06/07/2013

Client:	University of Arizona- Risk Management Se	**Client Sample ID:**	Trip Blank
Project:	Page Ranch	**Collection Date/Time:**	04/24/2013 0000
Work Order:	13D0679	**Matrix:**	Trip Blank
Lab Sample ID:	13D0679-02	**Order Name:**	MW#3

Analyses	Result	PQL	Qual	Units	DF	Prep Date	Analysis Date	Analyst
Volatile Organic Compounds by GC/MS-EPA 524.2								
1,1,1,2-Tetrachloroethane	ND	0.00050		mg/L	1	04/25/2013 1227	04/25/2013 1931	KP
1,1,1-Trichloroethane	ND	0.00050		mg/L	1	04/25/2013 1227	04/25/2013 1931	KP
1,1,2,2-Tetrachloroethane	ND	0.00050		mg/L	1	04/25/2013 1227	04/25/2013 1931	KP
1,1,2-Trichloroethane	ND	0.00050		mg/L	1	04/25/2013 1227	04/25/2013 1931	KP
1,1-Dichloroethane	ND	0.00050		mg/L	1	04/25/2013 1227	04/25/2013 1931	KP
1,1-Dichloroethene	ND	0.00050		mg/L	1	04/25/2013 1227	04/25/2013 1931	KP
1,1-Dichloropropene	ND	0.00050		mg/L	1	04/25/2013 1227	04/25/2013 1931	KP
1,2,3-Trichlorobenzene	ND	0.00050		mg/L	1	04/25/2013 1227	04/25/2013 1931	KP
1,2,3-Trichloropropane	ND	0.00050		mg/L	1	04/25/2013 1227	04/25/2013 1931	KP
1,2,4-Trichlorobenzene	ND	0.00050		mg/L	1	04/25/2013 1227	04/25/2013 1931	KP
1,2,4-Trimethylbenzene	ND	0.00050		mg/L	1	04/25/2013 1227	04/25/2013 1931	KP
1,2-Dichlorobenzene	ND	0.00050		mg/L	1	04/25/2013 1227	04/25/2013 1931	KP
1,2-Dichloroethane	ND	0.00050		mg/L	1	04/25/2013 1227	04/25/2013 1931	KP
1,2-Dichloropropane	ND	0.00050		mg/L	1	04/25/2013 1227	04/25/2013 1931	KP
1,3,5-Trimethylbenzene	ND	0.00050		mg/L	1	04/25/2013 1227	04/25/2013 1931	KP
1,3-Dichlorobenzene	ND	0.00050		mg/L	1	04/25/2013 1227	04/25/2013 1931	KP
1,3-Dichloropropane	ND	0.00050		mg/L	1	04/25/2013 1227	04/25/2013 1931	KP
1,4-Dichlorobenzene	ND	0.00050		mg/L	1	04/25/2013 1227	04/25/2013 1931	KP
2,2-Dichloropropane	ND	0.00050		mg/L	1	04/25/2013 1227	04/25/2013 1931	KP
2-Chlorotoluene	ND	0.00050		mg/L	1	04/25/2013 1227	04/25/2013 1931	KP
4-Chlorotoluene	ND	0.00050		mg/L	1	04/25/2013 1227	04/25/2013 1931	KP
4-Isopropyltoluene	ND	0.00050		mg/L	1	04/25/2013 1227	04/25/2013 1931	KP
Benzene	ND	0.00050		mg/L	1	04/25/2013 1227	04/25/2013 1931	KP
Bromobenzene	ND	0.00050		mg/L	1	04/25/2013 1227	04/25/2013 1931	KP
Bromochloromethane	ND	0.00050		mg/L	1	04/25/2013 1227	04/25/2013 1931	KP
Bromodichloromethane	ND	0.00050		mg/L	1	04/25/2013 1227	04/25/2013 1931	KP
Bromoform	ND	0.00050		mg/L	1	04/25/2013 1227	04/25/2013 1931	KP
Bromomethane	ND	0.00050		mg/L	1	04/25/2013 1227	04/25/2013 1931	KP
Carbon tetrachloride	ND	0.00050		mg/L	1	04/25/2013 1227	04/25/2013 1931	KP
Chlorobenzene	ND	0.00050		mg/L	1	04/25/2013 1227	04/25/2013 1931	KP
Chloroethane	ND	0.00050		mg/L	1	04/25/2013 1227	04/25/2013 1931	KP
Chloroform	ND	0.00050		mg/L	1	04/25/2013 1227	04/25/2013 1931	KP
Chloromethane	ND	0.00050		mg/L	1	04/25/2013 1227	04/25/2013 1931	KP
cis-1,2-Dichloroethene	ND	0.00050		mg/L	1	04/25/2013 1227	04/25/2013 1931	KP
cis-1,3-Dichloropropene	ND	0.00050		mg/L	1	04/25/2013 1227	04/25/2013 1931	KP
Dibromochloromethane	ND	0.00050		mg/L	1	04/25/2013 1227	04/25/2013 1931	KP
Dibromomethane	ND	0.00050		mg/L	1	04/25/2013 1227	04/25/2013 1931	KP
Dichlorodifluoromethane	ND	0.00050		mg/L	1	04/25/2013 1227	04/25/2013 1931	KP
Ethylbenzene	ND	0.00050		mg/L	1	04/25/2013 1227	04/25/2013 1931	KP
Hexachlorobutadiene	ND	0.00050		mg/L	1	04/25/2013 1227	04/25/2013 1931	KP
Isopropylbenzene	ND	0.00050		mg/L	1	04/25/2013 1227	04/25/2013 1931	KP

Turner Laboratories, Inc.

Date: 06/07/2013

Client:	University of Arizona- Risk Management Se	**Client Sample ID:**	Trip Blank
Project:	Page Ranch	**Collection Date/Time:**	04/24/2013 0000
Work Order:	13D0679	**Matrix:**	Trip Blank
Lab Sample ID:	13D0679-02	**Order Name:**	MW#3

Analyses	Result	PQL	Qual	Units	DF	Prep Date	Analysis Date	Analyst
Methylene chloride	ND	0.00050		mg/L	1	04/25/2013 1227	04/25/2013 1931	KP
Naphthalene	ND	0.00050		mg/L	1	04/25/2013 1227	04/25/2013 1931	KP
n-Butylbenzene	ND	0.00050		mg/L	1	04/25/2013 1227	04/25/2013 1931	KP
n-Propylbenzene	ND	0.00050		mg/L	1	04/25/2013 1227	04/25/2013 1931	KP
sec-Butylbenzene	ND	0.00050		mg/L	1	04/25/2013 1227	04/25/2013 1931	KP
Styrene	ND	0.00050		mg/L	1	04/25/2013 1227	04/25/2013 1931	KP
tert-Butylbenzene	ND	0.00050		mg/L	1	04/25/2013 1227	04/25/2013 1931	KP
Tetrachloroethene	ND	0.00050		mg/L	1	04/25/2013 1227	04/25/2013 1931	KP
Toluene	ND	0.00050		mg/L	1	04/25/2013 1227	04/25/2013 1931	KP
trans-1,2-Dichloroethene	ND	0.00050		mg/L	1	04/25/2013 1227	04/25/2013 1931	KP
trans-1,3-Dichloropropene	ND	0.00050		mg/L	1	04/25/2013 1227	04/25/2013 1931	KP
Trichloroethene	ND	0.00050		mg/L	1	04/25/2013 1227	04/25/2013 1931	KP
Trichlorofluoromethane	ND	0.00050		mg/L	1	04/25/2013 1227	04/25/2013 1931	KP
TTHMs	ND	0.00050		mg/L	1	04/25/2013 1227	04/25/2013 1931	KP
Vinyl chloride	ND	0.00050		mg/L	1	04/25/2013 1227	04/25/2013 1931	KP
Xylenes, Total	ND	0.0015		mg/L	1	04/25/2013 1227	04/25/2013 1931	KP
Surr: 1,2-Dichlorobenzene-d4	*92*	*70-130*		*%REC*	*1*	*04/25/2013 1227*	*04/25/2013 1931*	*KP*
Surr: 4-Bromofluorobenzene	*93*	*70-130*		*%REC*	*1*	*04/25/2013 1227*	*04/25/2013 1931*	*KP*

Client: University of Arizona- Risk Management Services
Project: Page Ranch
Work Order: 13D0679
Date Received: 04/24/2013

QC Summary

Analyte	Result	Reporting Limit	Units	Spike Level	Source Result	%REC	%REC Limits	RPD	RPD Limit	Qual
Batch 1304321 - E200.7										
Blank (1304321-BLK1)				Prepared: 04/25/2013 Analyzed: 04/27/2013						
Manganese	ND	0.020	mg/L							
Sodium	ND	5.0	mg/L							
LCS (1304321-BS1)				Prepared: 04/25/2013 Analyzed: 04/27/2013						
Manganese	0.48	0.020	mg/L	0.5000		96	85-115			
Sodium	9.7	5.0	mg/L	10.00		97	85-115			
LCS Dup (1304321-BSD1)				Prepared: 04/25/2013 Analyzed: 04/27/2013						
Manganese	0.48	0.020	mg/L	0.5000		96	85-115	0.3	20	
Sodium	9.8	5.0	mg/L	10.00		98	85-115	0.8	20	
Matrix Spike (1304321-MS1)	**Source: 13D0670-01**			Prepared: 04/25/2013 Analyzed: 04/27/2013						
Manganese	0.52	0.020	mg/L	0.5000	0.054	93	70-130			
Sodium	18	5.0	mg/L	10.00	8.7	95	70-130			
Matrix Spike (1304321-MS2)	**Source: 13D0680-01**			Prepared: 04/25/2013 Analyzed: 04/27/2013						
Manganese	0.54	0.020	mg/L	0.5000	0.10	88	70-130			
Sodium	39	5.0	mg/L	10.00	31	84	70-130			

Client: University of Arizona- Risk Management Services
Project: Page Ranch
Work Order: 13D0679
Date Received: 04/24/2013

QC Summary

Analyte	Result	Reporting Limit	Units	Spike Level	Source Result	%REC	%REC Limits	RPD	RPD Limit	Qual
Batch 1304316 - SW8270C										

Client: University of Arizona- Risk Management Services
Project: Page Ranch
Work Order: 13D0679
Date Received: 04/24/2013

QC Summary

Analyte	Result	Reporting Limit	Units	Spike Level	Source Result	%REC	%REC Limits	RPD	RPD Limit	Qual
Batch 1304316 - SW8270C										
Blank (1304316-BLK1)				Prepared: 04/25/2013 Analyzed: 05/05/2013						
1,2,4-Trichlorobenzene	ND	10	ug/L							
1,2-Dichlorobenzene	ND	10	ug/L							
1,3-Dichlorobenzene	ND	10	ug/L							
1,4-Dichlorobenzene	ND	10	ug/L							
2,4,5-Trichlorophenol	ND	10	ug/L							
2,4,6-Trichlorophenol	ND	10	ug/L							
2,4-Dichlorophenol	ND	10	ug/L							
2,4-Dimethylphenol	ND	10	ug/L							
2,4-Dinitrophenol	ND	50	ug/L							
2,4-Dinitrotoluene	ND	10	ug/L							
2,6-Dinitrotoluene	ND	10	ug/L							
2-Chloronaphthalene	ND	10	ug/L							
2-Chlorophenol	ND	10	ug/L							
2-Methylnaphthalene	ND	5.0	ug/L							
2-Methylphenol	ND	10	ug/L							
2-Nitroaniline	ND	20	ug/L							
2-Nitrophenol	ND	10	ug/L							
3,3´-Dichlorobenzidine	ND	20	ug/L							
3,4-Methylphenol	ND	10	ug/L							
3-Nitroaniline	ND	20	ug/L							
4,6-Dinitro-2-methylphenol	ND	20	ug/L							
4-Bromophenyl phenyl ether	ND	10	ug/L							
4-Chloro-3-methylphenol	ND	10	ug/L							
4-Chloroaniline	ND	20	ug/L							
4-Chlorophenyl phenyl ether	ND	10	ug/L							
4-Nitroaniline	ND	20	ug/L							
4-Nitrophenol	ND	50	ug/L							
Acenaphthene	ND	5.0	ug/L							
Acenaphthylene	ND	5.0	ug/L							
Aniline	ND	20	ug/L							
Anthracene	ND	5.0	ug/L							
Benzo[a]anthracene	ND	5.0	ug/L							
Benzo[a]pyrene	ND	5.0	ug/L							
Benzo[b,k]fluoranthene	ND	10	ug/L							
Benzo[g,h,i]perylene	ND	5.0	ug/L							
Benzoic acid	ND	50	ug/L							
Benzyl alcohol	ND	5.0	ug/L							
Bis(2-chloroethoxy)methane	ND	10	ug/L							
Bis(2-chloroethyl)ether	ND	10	ug/L							
Bis(2-chloroisopropyl)ether	ND	10	ug/L							
Bis(2-ethylhexyl)phthalate	ND	10	ug/L							
Butyl benzyl phthalate	ND	10	ug/L							
Chrysene	ND	5.0	ug/L							
Dibenzo[a,h]anthracene	ND	5.0	ug/L							
Dibenzofuran	ND	5.0	ug/L							
Diethyl phthalate	ND	10	ug/L							
Dimethyl phthalate	ND	10	ug/L							
Di-n-butyl phthalate	ND	10	ug/L							

Client: University of Arizona- Risk Management Services
Project: Page Ranch
Work Order: 13D0679
Date Received: 04/24/2013

QC Summary

Analyte	Result	Reporting Limit	Units	Spike Level	Source Result	%REC	%REC Limits	RPD	RPD Limit	Qual
Batch 1304316 - SW8270C										
Blank (1304316-BLK1)				Prepared: 04/25/2013 Analyzed: 05/05/2013						
Di-n-octyl phthalate	ND	10	ug/L							
Fluoranthene	ND	5.0	ug/L							
Fluorene	ND	5.0	ug/L							
Hexachlorobenzene	ND	10	ug/L							
Hexachlorobutadiene	ND	10	ug/L							
Hexachlorocyclopentadiene	ND	10	ug/L							
Hexachloroethane	ND	10	ug/L							
Indeno[1,2,3-cd]pyrene	ND	5.0	ug/L							
Isophorone	ND	10	ug/L							
Naphthalene	ND	5.0	ug/L							
Nitrobenzene	ND	10	ug/L							
N-Nitrosodimethylamine	ND	10	ug/L							
N-Nitrosodiphenylamine	ND	10	ug/L							
N-Nitrosodipropylamine	ND	10	ug/L							
Pentachlorophenol	ND	30	ug/L							
Phenanthrene	ND	5.0	ug/L							
Phenol	ND	10	ug/L							
Pyrene	ND	5.0	ug/L							
Surrogate: 2,4,6-Tribromophenol	*82.1*		*ug/L*	*100.0*		*82*	*61.48-125.96*			
Surrogate: 2-Fluorobiphenyl	*63.8*		*ug/L*	*100.0*		*64*	*41.02-91.53*			
Surrogate: 2-Fluorophenol	*40.4*		*ug/L*	*100.0*		*40*	*38.35-57.43*			
Surrogate: 4-Terphenyl-d14	*52.1*		*ug/L*	*100.0*		*52*	*14.66-124.11*			
Surrogate: Nitrobenzene-d5	*66.6*		*ug/L*	*100.0*		*67*	*49.49-85.19*			
Surrogate: Phenol-d6	*53.9*		*ug/L*	*100.0*		*54*	*28.68-69.45*			
LCS (1304316-BS1)				Prepared: 04/25/2013 Analyzed: 05/14/2013						
1,2,4-Trichlorobenzene	37	10	ug/L	50.00		74	28.14-85.64			
1,4-Dichlorobenzene	28	10	ug/L	50.00		57	27.79-64.15			
2,4-Dinitrotoluene	31	10	ug/L	50.00		61	39.27-79.35			
2-Chlorophenol	62	10	ug/L	100.0		62	24.62-79.98			
4-Chloro-3-methylphenol	60	10	ug/L	100.0		60	37.66-82.55			
4-Nitrophenol	64	50	ug/L	100.0		64	26.58-91.73			
Acenaphthene	30	5.0	ug/L	50.00		59	41.63-72.14			
N-Nitrosodipropylamine	39	10	ug/L	50.00		78	36.81-88.63			
Pentachlorophenol	64	30	ug/L	100.0		64	32.14-95.92			
Phenol	48	10	ug/L	100.0		48	7.96-52.41			
Pyrene	33	5.0	ug/L	50.00		66	41.65-82.75			
Surrogate: 2,4,6-Tribromophenol	*78.6*		*ug/L*	*100.0*		*79*	*32.57-112.08*			
Surrogate: 2-Fluorobiphenyl	*64.6*		*ug/L*	*100.0*		*65*	*36.69-77.45*			
Surrogate: 2-Fluorophenol	*45.7*		*ug/L*	*100.0*		*46*	*0-86.73*			
Surrogate: 4-Terphenyl-d14	*51.9*		*ug/L*	*100.0*		*52*	*37.21-81.06*			
Surrogate: Nitrobenzene-d5	*66.0*		*ug/L*	*100.0*		*66*	*36.8-79.16*			
Surrogate: Phenol-d6	*50.2*		*ug/L*	*100.0*		*50*	*0-56.2*			

Client: University of Arizona- Risk Management Services
Project: Page Ranch
Work Order: 13D0679
Date Received: 04/24/2013

QC Summary

Analyte	Result	Reporting Limit	Units	Spike Level	Source Result	%REC	%REC Limits	RPD	RPD Limit	Qual
Batch 1304316 - SW8270C										
LCS Dup (1304316-BSD1)				Prepared: 04/25/2013 Analyzed: 05/14/2013						
1,2,4-Trichlorobenzene	37	10	ug/L	50.00		74	28.14-85.64	0.8	30	
1,4-Dichlorobenzene	27	10	ug/L	50.00		53	27.79-64.15	6	30	
2,4-Dinitrotoluene	33	10	ug/L	50.00		66	39.27-79.35	8	30	
2-Chlorophenol	63	10	ug/L	100.0		63	24.62-79.98	2	30	
4-Chloro-3-methylphenol	60	10	ug/L	100.0		60	37.66-82.55	0.3	30	
4-Nitrophenol	69	50	ug/L	100.0		69	26.58-91.73	8	30	
Acenaphthene	33	5.0	ug/L	50.00		65	41.63-72.14	9	30	
N-Nitrosodipropylamine	41	10	ug/L	50.00		81	36.81-88.63	4	30	
Pentachlorophenol	70	30	ug/L	100.0		70	32.14-95.92	10	30	
Phenol	47	10	ug/L	100.0		47	7.96-52.41	2	30	
Pyrene	35	5.0	ug/L	50.00		69	41.65-82.75	5	30	
Surrogate: 2,4,6-Tribromophenol	*87.3*		*ug/L*	*100.0*		*87*	*32.57-112.08*			
Surrogate: 2-Fluorobiphenyl	*68.1*		*ug/L*	*100.0*		*68*	*36.69-77.45*			
Surrogate: 2-Fluorophenol	*46.2*		*ug/L*	*100.0*		*46*	*0-86.73*			
Surrogate: 4-Terphenyl-d14	*53.7*		*ug/L*	*100.0*		*54*	*37.21-81.06*			
Surrogate: Nitrobenzene-d5	*67.0*		*ug/L*	*100.0*		*67*	*36.8-79.16*			
Surrogate: Phenol-d6	*50.4*		*ug/L*	*100.0*		*50*	*0-56.2*			
Matrix Spike (1304316-MS1)		**Source: 13D0680-01**		Prepared: 04/25/2013 Analyzed: 05/10/2013						
1,2,4-Trichlorobenzene	30	10	ug/L	49.90	ND	60	51.67-99.16			
1,4-Dichlorobenzene	19	10	ug/L	49.90	ND	38	44.91-69.29			M2
2,4-Dinitrotoluene	32	10	ug/L	49.90	ND	64	45.63-98.31			
2-Chlorophenol	53	10	ug/L	99.80	ND	53	53.62-77.95			M2
4-Chloro-3-methylphenol	57	10	ug/L	99.80	ND	57	54.19-87.12			
4-Nitrophenol	76	50	ug/L	99.80	ND	76	33.45-100.91			
Acenaphthene	29	5.0	ug/L	49.90	ND	59	10.45-102.26			
N-Nitrosodipropylamine	33	10	ug/L	49.90	ND	66	50.37-110.06			
Pentachlorophenol	69	30	ug/L	99.80	ND	69	52.6-111			
Phenol	44	10	ug/L	99.80	ND	44	25.68-69.53			
Pyrene	27	5.0	ug/L	49.90	ND	54	58.09-82.37			M2
Surrogate: 2,4,6-Tribromophenol	*77.3*		*ug/L*	*99.80*		*77*	*61.48-125.96*			
Surrogate: 2-Fluorobiphenyl	*58.4*		*ug/L*	*99.80*		*59*	*41.02-91.53*			
Surrogate: 2-Fluorophenol	*41.4*		*ug/L*	*99.80*		*42*	*38.35-57.43*			
Surrogate: 4-Terphenyl-d14	*51.8*		*ug/L*	*99.80*		*52*	*14.66-124.11*			
Surrogate: Nitrobenzene-d5	*59.3*		*ug/L*	*99.80*		*59*	*49.49-85.19*			
Surrogate: Phenol-d6	*46.0*		*ug/L*	*99.80*		*46*	*28.68-69.45*			

Client: University of Arizona- Risk Management Services
Project: Page Ranch
Work Order: 13D0679
Date Received: 04/24/2013

QC Summary

Analyte	Result	Reporting Limit	Units	Spike Level	Source Result	%REC	%REC Limits	RPD	RPD Limit	Qual
Batch 1304316 - SW8270C										
Matrix Spike Dup (1304316-MSD1)	**Source: 13D0680-01**			Prepared: 04/25/2013 Analyzed: 05/10/2013						
1,2,4-Trichlorobenzene	33	10	ug/L	50.25	ND	66	51.67-99.16	11	30	
1,4-Dichlorobenzene	20	10	ug/L	50.25	ND	39	44.91-69.29	3	30	M2
2,4-Dinitrotoluene	34	10	ug/L	50.25	ND	68	45.63-98.31	8	30	
2-Chlorophenol	57	10	ug/L	100.5	ND	57	53.62-77.95	8	30	
4-Chloro-3-methylphenol	68	10	ug/L	100.5	ND	68	54.19-87.12	18	30	
4-Nitrophenol	85	50	ug/L	100.5	ND	84	33.45-100.91	11	30	
Acenaphthene	32	5.0	ug/L	50.25	ND	63	10.45-102.26	9	30	
N-Nitrosodipropylamine	39	10	ug/L	50.25	ND	78	50.37-110.06	17	30	
Pentachlorophenol	76	30	ug/L	100.5	ND	76	52.6-111	9	30	
Phenol	52	10	ug/L	100.5	ND	51	25.68-69.53	16	30	
Pyrene	31	5.0	ug/L	50.25	ND	61	58.09-82.37	12	30	
Surrogate: 2,4,6-Tribromophenol	*88.9*		*ug/L*	*100.5*		*88*	*61.48-125.96*			
Surrogate: 2-Fluorobiphenyl	*64.8*		*ug/L*	*100.5*		*65*	*41.02-91.53*			
Surrogate: 2-Fluorophenol	*39.2*		*ug/L*	*100.5*		*39*	*38.35-57.43*			
Surrogate: 4-Terphenyl-d14	*61.5*		*ug/L*	*100.5*		*61*	*14.66-124.11*			
Surrogate: Nitrobenzene-d5	*68.6*		*ug/L*	*100.5*		*68*	*49.49-85.19*			
Surrogate: Phenol-d6	*54.1*		*ug/L*	*100.5*		*54*	*28.68-69.45*			
Batch 1304394 - SW8081A										
Blank (1304394-BLK1)				Prepared: 04/30/2013 Analyzed: 05/10/2013						
4,4´-DDD	ND	0.10	ug/L							
4,4´-DDE	ND	0.10	ug/L							
4,4´-DDT	ND	0.10	ug/L							
Aldrin	ND	0.10	ug/L							
alpha-BHC	ND	0.10	ug/L							
alpha-Chlordane	ND	0.10	ug/L							
beta-BHC	ND	0.10	ug/L							
delta-BHC	ND	0.10	ug/L							
Dieldrin	ND	0.10	ug/L							
Endosulfan I	ND	0.10	ug/L							
Endosulfan II	ND	0.10	ug/L							
Endosulfan sulfate	ND	0.10	ug/L							
Endrin	ND	0.10	ug/L							
Endrin aldehyde	ND	0.10	ug/L							
Endrin ketone	ND	0.10	ug/L							
gamma-BHC	ND	0.10	ug/L							
gamma-Chlordane	ND	0.10	ug/L							
Heptachlor	ND	0.10	ug/L							
Heptachlor epoxide	ND	0.10	ug/L							
Methoxychlor	ND	0.10	ug/L							
Toxaphene	ND	1.0	ug/L							
Surrogate: Decachlorobiphenyl	*0.758*		*ug/L*	*1.000*		*76*	*51.1-138.5*			
Surrogate: Tetrachloro-m-xylene	*0.495*		*ug/L*	*1.000*		*50*	*39.1-120*			

Client: University of Arizona- Risk Management Services
Project: Page Ranch
Work Order: 13D0679
Date Received: 04/24/2013

QC Summary

Analyte	Result	Reporting Limit	Units	Spike Level	Source Result	%REC	%REC Limits	RPD	RPD Limit	Qual
Batch 1304394 - SW8081A										
LCS (1304394-BS1)				Prepared: 04/30/2013 Analyzed: 05/10/2013						
4,4´-DDT	0.67	0.10	ug/L	1.000		67	57-116.5			
Aldrin	0.31	0.10	ug/L	0.5000		62	48.4-113.2			
Dieldrin	0.67	0.10	ug/L	1.000		67	53.2-117.5			
Endrin	0.69	0.10	ug/L	1.000		69	49.2-123.7			
gamma-BHC	0.35	0.10	ug/L	0.5000		69	58.9-127.4			
Heptachlor	0.30	0.10	ug/L	0.5000		60	48.1-120			
Surrogate: Decachlorobiphenyl	*0.717*		*ug/L*	*1.000*		*72*	*51.6-128.7*			
Surrogate: Tetrachloro-m-xylene	*0.453*		*ug/L*	*1.000*		*45*	*37.1-110.6*			
LCS Dup (1304394-BSD1)				Prepared: 04/30/2013 Analyzed: 05/10/2013						
4,4´-DDT	0.74	0.10	ug/L	1.000		74	57-116.5	10	30	
Aldrin	0.35	0.10	ug/L	0.5000		71	48.4-113.2	13	30	
Dieldrin	0.75	0.10	ug/L	1.000		75	53.2-117.5	11	30	
Endrin	0.74	0.10	ug/L	1.000		74	49.2-123.7	7	30	
gamma-BHC	0.41	0.10	ug/L	0.5000		82	58.9-127.4	16	30	
Heptachlor	0.35	0.10	ug/L	0.5000		70	48.1-120	15	30	
Surrogate: Decachlorobiphenyl	*0.793*		*ug/L*	*1.000*		*79*	*51.6-128.7*			
Surrogate: Tetrachloro-m-xylene	*0.636*		*ug/L*	*1.000*		*64*	*37.1-110.6*			
Matrix Spike (1304394-MS1)		**Source: 13D0680-01**		Prepared: 04/30/2013 Analyzed: 05/10/2013						
4,4´-DDT	0.70	0.099	ug/L	0.9921	ND	71	16.5-164.5			
Aldrin	0.35	0.099	ug/L	0.4960	ND	70	20.7-143.6			
Dieldrin	0.73	0.099	ug/L	0.9921	ND	73	53.5-127.4			
Endrin	0.74	0.099	ug/L	0.9921	ND	75	52.9-133.2			
gamma-BHC	0.34	0.099	ug/L	0.4960	ND	69	51.9-134.6			
Heptachlor	0.34	0.099	ug/L	0.4960	ND	68	32.7-141.3			
Surrogate: Decachlorobiphenyl	*0.740*		*ug/L*	*0.9921*		*75*	*51.1-138.5*			
Surrogate: Tetrachloro-m-xylene	*0.619*		*ug/L*	*0.9921*		*62*	*39.1-120*			
Matrix Spike Dup (1304394-MSD1)		**Source: 13D0680-01**		Prepared: 04/30/2013 Analyzed: 05/10/2013						
4,4´-DDT	0.76	0.10	ug/L	0.9970	ND	76	16.5-164.5	8	30	
Aldrin	0.37	0.10	ug/L	0.4985	ND	75	20.7-143.6	7	30	
Dieldrin	0.78	0.10	ug/L	0.9970	ND	78	53.5-127.4	6	30	
Endrin	0.79	0.10	ug/L	0.9970	ND	80	52.9-133.2	7	30	
gamma-BHC	0.36	0.10	ug/L	0.4985	ND	73	51.9-134.6	6	30	
Heptachlor	0.36	0.10	ug/L	0.4985	ND	73	32.7-141.3	7	30	
Surrogate: Decachlorobiphenyl	*0.829*		*ug/L*	*0.9970*		*83*	*51.1-138.5*			
Surrogate: Tetrachloro-m-xylene	*0.672*		*ug/L*	*0.9970*		*67*	*39.1-120*			

Client: University of Arizona- Risk Management Services
Project: Page Ranch
Work Order: 13D0679
Date Received: 04/24/2013

QC Summary

Analyte	Result	Reporting Limit	Units	Spike Level	Source Result	%REC	%REC Limits	RPD	RPD Limit	Qual
Batch 1304327 - EPA 524.2										

Client: University of Arizona- Risk Management Services
Project: Page Ranch
Work Order: 13D0679
Date Received: 04/24/2013

QC Summary

Analyte	Result	Reporting Limit	Units	Spike Level	Source Result	%REC	%REC Limits	RPD	RPD Limit	Qual
Batch 1304327 - EPA 524.2										
Blank (1304327-BLK1)				Prepared & Analyzed: 04/25/2013						
1,1,1,2-Tetrachloroethane	ND	0.00050	mg/L							
1,1,1-Trichloroethane	ND	0.00050	mg/L							
1,1,2,2-Tetrachloroethane	ND	0.00050	mg/L							
1,1,2-Trichloroethane	ND	0.00050	mg/L							
1,1-Dichloroethane	ND	0.00050	mg/L							
1,1-Dichloroethene	ND	0.00050	mg/L							
1,1-Dichloropropene	ND	0.00050	mg/L							
1,2,3-Trichlorobenzene	ND	0.00050	mg/L							
1,2,3-Trichloropropane	ND	0.00050	mg/L							
1,2,4-Trichlorobenzene	ND	0.00050	mg/L							
1,2,4-Trimethylbenzene	ND	0.00050	mg/L							
1,2-Dichlorobenzene	ND	0.00050	mg/L							
1,2-Dichloroethane	ND	0.00050	mg/L							
1,2-Dichloropropane	ND	0.00050	mg/L							
1,3,5-Trimethylbenzene	ND	0.00050	mg/L							
1,3-Dichlorobenzene	ND	0.00050	mg/L							
1,3-Dichloropropane	ND	0.00050	mg/L							
1,4-Dichlorobenzene	ND	0.00050	mg/L							
2,2-Dichloropropane	ND	0.00050	mg/L							
2-Chlorotoluene	ND	0.00050	mg/L							
4-Chlorotoluene	ND	0.00050	mg/L							
4-Isopropyltoluene	ND	0.00050	mg/L							
Benzene	ND	0.00050	mg/L							
Bromobenzene	ND	0.00050	mg/L							
Bromochloromethane	ND	0.00050	mg/L							
Bromodichloromethane	ND	0.00050	mg/L							
Bromoform	ND	0.00050	mg/L							
Bromomethane	ND	0.00050	mg/L							
Carbon tetrachloride	ND	0.00050	mg/L							
Chlorobenzene	ND	0.00050	mg/L							
Chloroethane	ND	0.00050	mg/L							
Chloroform	ND	0.00050	mg/L							
Chloromethane	ND	0.00050	mg/L							
cis-1,2-Dichloroethene	ND	0.00050	mg/L							
cis-1,3-Dichloropropene	ND	0.00050	mg/L							
Dibromochloromethane	ND	0.00050	mg/L							
Dibromomethane	ND	0.00050	mg/L							
Dichlorodifluoromethane	ND	0.00050	mg/L							
Ethylbenzene	ND	0.00050	mg/L							
Hexachlorobutadiene	ND	0.00050	mg/L							
Isopropylbenzene	ND	0.00050	mg/L							
Methylene chloride	ND	0.00050	mg/L							
Naphthalene	ND	0.00050	mg/L							
n-Butylbenzene	ND	0.00050	mg/L							
n-Propylbenzene	ND	0.00050	mg/L							
sec-Butylbenzene	ND	0.00050	mg/L							
Styrene	ND	0.00050	mg/L							
tert-Butylbenzene	ND	0.00050	mg/L							

Client: University of Arizona- Risk Management Services
Project: Page Ranch
Work Order: 13D0679
Date Received: 04/24/2013

QC Summary

Analyte	Result	Reporting Limit	Units	Spike Level	Source Result	%REC	%REC Limits	RPD	RPD Limit	Qual
Batch 1304327 - EPA 524.2										
Blank (1304327-BLK1)				Prepared & Analyzed: 04/25/2013						
Tetrachloroethene	ND	0.00050	mg/L							
Toluene	ND	0.00050	mg/L							
trans-1,2-Dichloroethene	ND	0.00050	mg/L							
trans-1,3-Dichloropropene	ND	0.00050	mg/L							
Trichloroethene	ND	0.00050	mg/L							
Trichlorofluoromethane	ND	0.00050	mg/L							
TTHMs	ND	0.00050	mg/L							
Vinyl chloride	ND	0.00050	mg/L							
Xylenes, Total	ND	0.0015	mg/L							
Surrogate: 1,2-Dichlorobenzene-d4	*0.96*		*ug/L*	*1.000*		*96*	*70-130*			
Surrogate: 4-Bromofluorobenzene	*0.98*		*ug/L*	*1.000*		*98*	*70-130*			

Client: University of Arizona- Risk Management Services
Project: Page Ranch
Work Order: 13D0679
Date Received: 04/24/2013

QC Summary

Analyte	Result	Reporting Limit	Units	Spike Level	Source Result	%REC	%REC Limits	RPD	RPD Limit	Qual
Batch 1304327 - EPA 524.2										
LCS (1304327-BS1)				Prepared & Analyzed: 04/25/2013						
1,1,1,2-Tetrachloroethane	0.010	0.00050	mg/L	0.01000		104	70-130			
1,1,1-Trichloroethane	0.010	0.00050	mg/L	0.01000		103	70-130			
1,1,2,2-Tetrachloroethane	0.011	0.00050	mg/L	0.01000		114	70-130			
1,1,2-Trichloroethane	0.011	0.00050	mg/L	0.01000		111	70-130			
1,1-Dichloroethane	0.012	0.00050	mg/L	0.01000		117	70-130			
1,1-Dichloroethene	0.0092	0.00050	mg/L	0.01000		92	70-130			
1,1-Dichloropropene	0.0094	0.00050	mg/L	0.01000		94	70-130			
1,2,3-Trichlorobenzene	0.011	0.00050	mg/L	0.01000		114	70-130			
1,2,3-Trichloropropane	0.011	0.00050	mg/L	0.01000		114	70-130			
1,2,4-Trichlorobenzene	0.011	0.00050	mg/L	0.01000		108	70-130			
1,2,4-Trimethylbenzene	0.010	0.00050	mg/L	0.01000		103	70-130			
1,2-Dichlorobenzene	0.011	0.00050	mg/L	0.01000		107	70-130			
1,2-Dichloroethane	0.011	0.00050	mg/L	0.01000		109	70-130			
1,2-Dichloropropane	0.010	0.00050	mg/L	0.01000		102	70-130			
1,3,5-Trimethylbenzene	0.010	0.00050	mg/L	0.01000		103	70-130			
1,3-Dichlorobenzene	0.010	0.00050	mg/L	0.01000		101	70-130			
1,3-Dichloropropane	0.011	0.00050	mg/L	0.01000		109	70-130			
1,4-Dichlorobenzene	0.010	0.00050	mg/L	0.01000		101	70-130			
2,2-Dichloropropane	0.0098	0.00050	mg/L	0.01000		98	70-130			
2-Chlorotoluene	0.010	0.00050	mg/L	0.01000		103	70-130			
4-Chlorotoluene	0.010	0.00050	mg/L	0.01000		101	70-130			
4-Isopropyltoluene	0.010	0.00050	mg/L	0.01000		102	70-130			
Benzene	0.0099	0.00050	mg/L	0.01000		99	70-130			
Bromobenzene	0.011	0.00050	mg/L	0.01000		106	70-130			
Bromochloromethane	0.011	0.00050	mg/L	0.01000		109	70-130			
Bromodichloromethane	0.010	0.00050	mg/L	0.01000		104	70-130			
Bromoform	0.011	0.00050	mg/L	0.01000		106	70-130			
Bromomethane	0.011	0.00050	mg/L	0.01000		106	70-130			
Carbon tetrachloride	0.0099	0.00050	mg/L	0.01000		99	70-130			
Chlorobenzene	0.0099	0.00050	mg/L	0.01000		99	70-130			
Chloroethane	0.010	0.00050	mg/L	0.01000		101	70-130			
Chloroform	0.010	0.00050	mg/L	0.01000		103	70-130			
Chloromethane	0.0089	0.00050	mg/L	0.01000		89	70-130			
cis-1,2-Dichloroethene	0.0098	0.00050	mg/L	0.01000		98	70-130			
cis-1,3-Dichloropropene	0.010	0.00050	mg/L	0.01000		102	70-130			
Dibromochloromethane	0.011	0.00050	mg/L	0.01000		108	70-130			
Dibromomethane	0.011	0.00050	mg/L	0.01000		107	70-130			
Dichlorodifluoromethane	0.0093	0.00050	mg/L	0.01000		93	70-130			
Ethylbenzene	0.010	0.00050	mg/L	0.01000		100	70-130			
Hexachlorobutadiene	0.010	0.00050	mg/L	0.01000		101	70-130			
Isopropylbenzene	0.010	0.00050	mg/L	0.01000		102	70-130			
Methyl tert-Butyl Ether (MTBE)	0.011	0.00050	mg/L	0.01000		112	0-200			
Methylene chloride	0.011	0.00050	mg/L	0.01000		106	70-130			R6
Naphthalene	0.011	0.00050	mg/L	0.01000		114	70-130			
n-Butylbenzene	0.010	0.00050	mg/L	0.01000		100	70-130			
n-Propylbenzene	0.010	0.00050	mg/L	0.01000		100	70-130			
sec-Butylbenzene	0.010	0.00050	mg/L	0.01000		102	70-130			
Styrene	0.010	0.00050	mg/L	0.01000		104	70-130			

Client: University of Arizona- Risk Management Services
Project: Page Ranch
Work Order: 13D0679
Date Received: 04/24/2013

QC Summary

Analyte	Result	Reporting Limit	Units	Spike Level	Source Result	%REC	%REC Limits	RPD	RPD Limit	Qual
Batch 1304327 - EPA 524.2										
LCS (1304327-BS1)				Prepared & Analyzed: 04/25/2013						
tert-Butylbenzene	0.010	0.00050	mg/L	0.01000		103	70-130			
Tetrachloroethene	0.0098	0.00050	mg/L	0.01000		98	70-130			
Toluene	0.0096	0.00050	mg/L	0.01000		96	70-130			
trans-1,2-Dichloroethene	0.0081	0.00050	mg/L	0.01000		81	70-130			R6
trans-1,3-Dichloropropene	0.010	0.00050	mg/L	0.01000		101	70-130			
Trichloroethene	0.0093	0.00050	mg/L	0.01000		93	70-130			
Trichlorofluoromethane	0.010	0.00050	mg/L	0.01000		103	70-130			
TTHMs	0.042	0.00050	mg/L				70-130			
Vinyl chloride	0.0094	0.00050	mg/L	0.01000		94	70-130			
Xylenes, Total	0.030	0.0015	mg/L	0.03000		100	70-130			
Surrogate: 1,2-Dichlorobenzene-d4	*1.1*		*ug/L*	*1.000*		*112*	*70-130*			
Surrogate: 4-Bromofluorobenzene	*1.1*		*ug/L*	*1.000*		*110*	*70-130*			

Client: University of Arizona- Risk Management Services
Project: Page Ranch
Work Order: 13D0679
Date Received: 04/24/2013

QC Summary

Analyte	Result	Reporting Limit	Units	Spike Level	Source Result	%REC	%REC Limits	RPD	RPD Limit	Qual
Batch 1304327 - EPA 524.2										
LCS Dup (1304327-BSD1)				Prepared & Analyzed: 04/25/2013						
1,1,1,2-Tetrachloroethane	0.010	0.00050	mg/L	0.01000		104	70-130	0.1	20	
1,1,1-Trichloroethane	0.011	0.00050	mg/L	0.01000		107	70-130	4	20	
1,1,2,2-Tetrachloroethane	0.011	0.00050	mg/L	0.01000		108	70-130	6	20	
1,1,2-Trichloroethane	0.011	0.00050	mg/L	0.01000		108	70-130	3	20	
1,1-Dichloroethane	0.010	0.00050	mg/L	0.01000		102	70-130	13	20	
1,1-Dichloroethene	0.011	0.00050	mg/L	0.01000		112	70-130	20	20	
1,1-Dichloropropene	0.011	0.00050	mg/L	0.01000		105	70-130	11	20	
1,2,3-Trichlorobenzene	0.011	0.00050	mg/L	0.01000		112	70-130	2	20	
1,2,3-Trichloropropane	0.011	0.00050	mg/L	0.01000		108	70-130	5	20	
1,2,4-Trichlorobenzene	0.011	0.00050	mg/L	0.01000		112	70-130	3	20	
1,2,4-Trimethylbenzene	0.011	0.00050	mg/L	0.01000		108	70-130	5	20	
1,2-Dichlorobenzene	0.011	0.00050	mg/L	0.01000		110	70-130	2	20	
1,2-Dichloroethane	0.011	0.00050	mg/L	0.01000		109	70-130	0.09	20	
1,2-Dichloropropane	0.010	0.00050	mg/L	0.01000		103	70-130	1	20	
1,3,5-Trimethylbenzene	0.011	0.00050	mg/L	0.01000		109	70-130	5	20	
1,3-Dichlorobenzene	0.011	0.00050	mg/L	0.01000		109	70-130	8	20	
1,3-Dichloropropane	0.011	0.00050	mg/L	0.01000		108	70-130	0.6	20	
1,4-Dichlorobenzene	0.011	0.00050	mg/L	0.01000		110	70-130	8	20	
2,2-Dichloropropane	0.011	0.00050	mg/L	0.01000		105	70-130	7	20	
2-Chlorotoluene	0.011	0.00050	mg/L	0.01000		108	70-130	5	20	
4-Chlorotoluene	0.011	0.00050	mg/L	0.01000		109	70-130	7	20	
4-Isopropyltoluene	0.011	0.00050	mg/L	0.01000		108	70-130	6	20	
Benzene	0.010	0.00050	mg/L	0.01000		104	70-130	6	20	
Bromobenzene	0.011	0.00050	mg/L	0.01000		109	70-130	3	20	
Bromochloromethane	0.011	0.00050	mg/L	0.01000		113	70-130	4	20	
Bromodichloromethane	0.011	0.00050	mg/L	0.01000		107	70-130	2	20	
Bromoform	0.010	0.00050	mg/L	0.01000		103	70-130	3	20	
Bromomethane	0.012	0.00050	mg/L	0.01000		120	70-130	13	20	
Carbon tetrachloride	0.010	0.00050	mg/L	0.01000		102	70-130	3	20	
Chlorobenzene	0.011	0.00050	mg/L	0.01000		107	70-130	8	20	
Chloroethane	0.011	0.00050	mg/L	0.01000		107	70-130	5	20	
Chloroform	0.011	0.00050	mg/L	0.01000		107	70-130	4	20	
Chloromethane	0.0097	0.00050	mg/L	0.01000		97	70-130	8	20	
cis-1,2-Dichloroethene	0.011	0.00050	mg/L	0.01000		107	70-130	9	20	
cis-1,3-Dichloropropene	0.010	0.00050	mg/L	0.01000		105	70-130	3	20	
Dibromochloromethane	0.010	0.00050	mg/L	0.01000		105	70-130	3	20	
Dibromomethane	0.011	0.00050	mg/L	0.01000		109	70-130	1	20	
Dichlorodifluoromethane	0.0095	0.00050	mg/L	0.01000		95	70-130	2	20	
Ethylbenzene	0.011	0.00050	mg/L	0.01000		106	70-130	6	20	
Hexachlorobutadiene	0.011	0.00050	mg/L	0.01000		108	70-130	7	20	
Isopropylbenzene	0.011	0.00050	mg/L	0.01000		107	70-130	5	20	
Methyl tert-Butyl Ether (MTBE)	0.011	0.00050	mg/L	0.01000		108	0-200	4	200	
Methylene chloride	0.0084	0.00050	mg/L	0.01000		84	70-130	23	20	R6
Naphthalene	0.011	0.00050	mg/L	0.01000		108	70-130	5	20	
n-Butylbenzene	0.011	0.00050	mg/L	0.01000		108	70-130	7	20	
n-Propylbenzene	0.011	0.00050	mg/L	0.01000		107	70-130	6	20	
sec-Butylbenzene	0.011	0.00050	mg/L	0.01000		107	70-130	5	20	
Styrene	0.011	0.00050	mg/L	0.01000		109	70-130	5	20	

Client: University of Arizona- Risk Management Services
Project: Page Ranch
Work Order: 13D0679
Date Received: 04/24/2013

QC Summary

Analyte	Result	Reporting Limit	Units	Spike Level	Source Result	%REC	%REC Limits	RPD	RPD Limit	Qual
Batch 1304327 - EPA 524.2										
LCS Dup (1304327-BSD1)				Prepared & Analyzed: 04/25/2013						
tert-Butylbenzene	0.011	0.00050	mg/L	0.01000		108	70-130	5	20	
Tetrachloroethene	0.011	0.00050	mg/L	0.01000		106	70-130	8	20	
Toluene	0.010	0.00050	mg/L	0.01000		103	70-130	7	20	
trans-1,2-Dichloroethene	0.011	0.00050	mg/L	0.01000		106	70-130	27	20	R6
trans-1,3-Dichloropropene	0.010	0.00050	mg/L	0.01000		103	70-130	1	20	
Trichloroethene	0.011	0.00050	mg/L	0.01000		105	70-130	13	20	
Trichlorofluoromethane	0.011	0.00050	mg/L	0.01000		106	70-130	3	20	
TTHMs	0.042	0.00050	mg/L				70-130	0.09	20	
Vinyl chloride	0.010	0.00050	mg/L	0.01000		102	70-130	9	20	
Xylenes, Total	0.032	0.0015	mg/L	0.03000		106	70-130	6	20	
Surrogate: 1,2-Dichlorobenzene-d4	*1.1*		*ug/L*	*1.000*		*106*	*70-130*			
Surrogate: 4-Bromofluorobenzene	*1.1*		*ug/L*	*1.000*		*114*	*70-130*			

Client: University of Arizona- Risk Management Services
Project: Page Ranch
Work Order: 13D0679
Date Received: 04/24/2013

QC Summary

Analyte	Result	Reporting Limit	Units	Spike Level	Source Result	%REC	%REC Limits	RPD	RPD Limit	Qual
Batch 1305037 - E300										
Blank (1305037-BLK1)				Prepared & Analyzed: 05/03/2013						
Chloride	ND	1.0	mg/L							
Sulfate	ND	5.0	mg/L							
LCS (1305037-BS1)				Prepared & Analyzed: 05/03/2013						
Chloride	12	1.0	mg/L	12.50		96	90-110			
Sulfate	13	5.0	mg/L	12.50		100	90-110			
LCS Dup (1305037-BSD1)				Prepared & Analyzed: 05/03/2013						
Chloride	12	1.0	mg/L	12.50		96	90-110	0.08	10	
Sulfate	13	5.0	mg/L	12.50		100	90-110	0.09	10	
Matrix Spike (1305037-MS1)	**Source: 13E0079-01**			Prepared & Analyzed: 05/03/2013						
Chloride	18	1.0	mg/L	12.50	6.8	89	80-120			
Sulfate	24	5.0	mg/L	12.50	13	92	80-120			
Matrix Spike (1305037-MS3)	**Source: 13D0680-01**			Prepared & Analyzed: 05/03/2013						
Chloride	17	1.0	mg/L	12.50	6.0	92	80-120			
Sulfate	15	5.0	mg/L	12.50	3.3	91	80-120			
Matrix Spike Dup (1305037-MSD1)	**Source: 13E0079-01**			Prepared & Analyzed: 05/03/2013						
Chloride	18	1.0	mg/L	12.50	6.8	90	80-120	0.3	10	
Sulfate	24	5.0	mg/L	12.50	13	92	80-120	0.3	10	
Matrix Spike Dup (1305037-MSD3)	**Source: 13D0680-01**			Prepared & Analyzed: 05/03/2013						
Chloride	17	1.0	mg/L	12.50	6.0	91	80-120	0.1	10	
Sulfate	15	5.0	mg/L	12.50	3.3	90	80-120	0.7	10	

TURNER LABORATORIES INC.
2445 N. Coyote Drive, Suite 104
Tucson, Arizona 85745
(520) 882-5880
Fax: (520) 882-9788
www.turnerlabs.com

Chain of Custody/Laboratory Analysis Request Form

Turner Work Order # 13D0579

Project Name: Sample Plan 17 - Reclaimed Water-Weekly **Project Number:** Sample Plan 17 - Reclaimed W Project Notes: Auto Update bottles
Contact Name: Ed Ogilvie
Company Name: Newmark Grubb Knight Frank
Address: 9018 S. Rita Road
Tucson, AZ 85747
Sampler's Signature
Phone (520) 799-7815 **Fax** (520) 799-7816

Sample I.D.	Date	Time	Sample Matrix	Analysis	Comments
Reclaim	4/24/13	08:21	Non-Potable Water	MPN, Total Coliform and E.Coli	Level II

1. Relinquished by:	2. Received by:	3. Relinquished by:	4. Received by:	Turnaround Requirements 10 Working Days	
Signature	Signature	Signature	Signature		☐ Custody Seals ☐ Blue Ice
Printed Name	Printed Name	Ruben Rivera Printed Name Turner Laboratories Inc.	Printed Name Turner Laboratories Inc.	Report Requirements I. Routine Report II. Report includes Dup, MS, MSD as required III. Data Validation Report Includes all Raw Data	☑ Containers Intact ☑ Wet Ice ☑ COC/ Labels Agree ☑ Preservation Confirmation ☑ Appropriate Headspace ☑ Received Within Hold Time
Firm	Firm	Firm 4/24/13 14:07	Firm 4-24-13		Temperature 2-9 Total Containers 1
Date/Time	Date/Time	Date/Time	Date/Time 1447		

June 07, 2013

Jeff Christensen
University of Arizona- Risk Management Services
PO Box 210300, RM A414
Tucson, AZ 85721

TEL (520) 621-5861
FAX (520) 621-3706

Work Order No.: 13D0680
Order Name: MW#2

RE: Page Ranch

Dear Jeff Christensen,

Turner Laboratories, Inc. received 2 sample(s) on 04/24/2013 for the analyses presented in the following report.

All results are intended to be considered in their entirety, and Turner Laboratories, Inc. is not responsible for use of less than the complete report. Results apply only to the samples analyzed. Samples will be disposed of 30 days after issue of our report unless special arrangements are made.

The pages that follow may contain sensitive, privileged or confidential information intended solely for the addressee named above. If you receive this message and are not the agent or employee of the addressee, this communication has been sent in error. Please do not disseminate or copy any of the attached and notify the sender immediately by telephone. Please also return the attached sheet(s) to the sender by mail.

Please call if you have any questions.

Respectfully submitted,

Turner Laboratories, Inc.
ADHS License AZ0066

Terri L. Garcia

Terri Garcia
Technical Director

Turner Laboratories, Inc.

Date: 06/07/2013

Client: University of Arizona- Risk Management Servic
Project: Page Ranch
Work Order: 13D0680
Date Received: 04/24/2013

Order: MW#2

Work Order Sample Summary

Lab Sample ID	Client Sample ID	Matrix	Collection Date/Time
13D0680-01	MW #2	Ground Water	04/24/2013 1103
13D0680-02	Trip Blank	Trip Blank	04/24/2013 0000

Client: University of Arizona- Risk Management Services
Project: Page Ranch
Work Order: 13D0680
Date Received: 04/24/2013

Case Narrative

M2	Matrix spike recovery was low; the associated LCS/LCSD was acceptable.
R6	LCS/LCSD RPD exceeded the method acceptance limit. Recovery met the acceptance criteria.
S6	Surrogate recovery was below laboratory and method acceptance limits. Reextraction and/or reanalysis confirms low recovery caused by matrix effect.
V1	CCV recovery was above method acceptance limits. This target analyte was not detected in the sample.

All soil, sludge, and solid matrix determinations are reported on a wet weight basis unless otherwise noted.

ND	Not Detected at or above the PQL
PQL	Practical Quantitation Limit
DF	Dilution Factor

Turner Laboratories, Inc.

Date: 06/07/2013

Client:	University of Arizona- Risk Management Se	**Client Sample ID:**	MW #2
Project:	Page Ranch	**Collection Date/Time:**	04/24/2013 1103
Work Order:	13D0680	**Matrix:**	Ground Water
Lab Sample ID:	13D0680-01	**Order Name:**	MW#2

Analyses	Result	PQL	Qual	Units	DF	Prep Date	Analysis Date	Analyst
ICP Total Metals-E200.7								
Manganese	0.10	0.020		mg/L	1	04/25/2013 0935	04/27/2013 1443	RAD
Sodium	31	5.0		mg/L	1	04/25/2013 0935	04/27/2013 1443	RAD
Anions by Ion Chromatography-E300								
Chloride	6.0	1.0		mg/L	1	05/03/2013 1000	05/03/2013 2123	EW
Sulfate	ND	5.0		mg/L	1	05/03/2013 1000	05/03/2013 2123	EW
Volatile Organic Compounds by GC/MS-EPA 524.2								
1,1,1,2-Tetrachloroethane	ND	0.00050		mg/L	1	04/25/2013 1227	04/25/2013 2002	KP
1,1,1-Trichloroethane	ND	0.00050		mg/L	1	04/25/2013 1227	04/25/2013 2002	KP
1,1,2,2-Tetrachloroethane	ND	0.00050		mg/L	1	04/25/2013 1227	04/25/2013 2002	KP
1,1,2-Trichloroethane	ND	0.00050		mg/L	1	04/25/2013 1227	04/25/2013 2002	KP
1,1-Dichloroethane	ND	0.00050		mg/L	1	04/25/2013 1227	04/25/2013 2002	KP
1,1-Dichloroethene	ND	0.00050		mg/L	1	04/25/2013 1227	04/25/2013 2002	KP
1,1-Dichloropropene	ND	0.00050		mg/L	1	04/25/2013 1227	04/25/2013 2002	KP
1,2,3-Trichlorobenzene	ND	0.00050		mg/L	1	04/25/2013 1227	04/25/2013 2002	KP
1,2,3-Trichloropropane	ND	0.00050		mg/L	1	04/25/2013 1227	04/25/2013 2002	KP
1,2,4-Trichlorobenzene	ND	0.00050		mg/L	1	04/25/2013 1227	04/25/2013 2002	KP
1,2,4-Trimethylbenzene	ND	0.00050		mg/L	1	04/25/2013 1227	04/25/2013 2002	KP
1,2-Dichlorobenzene	ND	0.00050		mg/L	1	04/25/2013 1227	04/25/2013 2002	KP
1,2-Dichloroethane	ND	0.00050		mg/L	1	04/25/2013 1227	04/25/2013 2002	KP
1,2-Dichloropropane	ND	0.00050		mg/L	1	04/25/2013 1227	04/25/2013 2002	KP
1,3,5-Trimethylbenzene	ND	0.00050		mg/L	1	04/25/2013 1227	04/25/2013 2002	KP
1,3-Dichlorobenzene	ND	0.00050		mg/L	1	04/25/2013 1227	04/25/2013 2002	KP
1,3-Dichloropropane	ND	0.00050		mg/L	1	04/25/2013 1227	04/25/2013 2002	KP
1,4-Dichlorobenzene	ND	0.00050		mg/L	1	04/25/2013 1227	04/25/2013 2002	KP
2,2-Dichloropropane	ND	0.00050		mg/L	1	04/25/2013 1227	04/25/2013 2002	KP
2-Chlorotoluene	ND	0.00050		mg/L	1	04/25/2013 1227	04/25/2013 2002	KP
4-Chlorotoluene	ND	0.00050		mg/L	1	04/25/2013 1227	04/25/2013 2002	KP
4-Isopropyltoluene	ND	0.00050		mg/L	1	04/25/2013 1227	04/25/2013 2002	KP
Benzene	ND	0.00050		mg/L	1	04/25/2013 1227	04/25/2013 2002	KP
Bromobenzene	ND	0.00050		mg/L	1	04/25/2013 1227	04/25/2013 2002	KP
Bromochloromethane	ND	0.00050		mg/L	1	04/25/2013 1227	04/25/2013 2002	KP
Bromodichloromethane	ND	0.00050		mg/L	1	04/25/2013 1227	04/25/2013 2002	KP
Bromoform	ND	0.00050		mg/L	1	04/25/2013 1227	04/25/2013 2002	KP
Bromomethane	ND	0.00050		mg/L	1	04/25/2013 1227	04/25/2013 2002	KP
Carbon tetrachloride	ND	0.00050		mg/L	1	04/25/2013 1227	04/25/2013 2002	KP
Chlorobenzene	ND	0.00050		mg/L	1	04/25/2013 1227	04/25/2013 2002	KP
Chloroethane	ND	0.00050		mg/L	1	04/25/2013 1227	04/25/2013 2002	KP
Chloroform	ND	0.00050		mg/L	1	04/25/2013 1227	04/25/2013 2002	KP

Turner Laboratories, Inc.

Date: 06/07/2013

Client:	University of Arizona- Risk Management Se	**Client Sample ID:**	MW #2
Project:	Page Ranch	**Collection Date/Time:**	04/24/2013 1103
Work Order:	13D0680	**Matrix:**	Ground Water
Lab Sample ID:	13D0680-01	**Order Name:**	MW#2

Analyses	Result	PQL	Qual	Units	DF	Prep Date	Analysis Date	Analyst
Chloromethane	ND	0.00050		mg/L	1	04/25/2013 1227	04/25/2013 2002	KP
cis-1,2-Dichloroethene	ND	0.00050		mg/L	1	04/25/2013 1227	04/25/2013 2002	KP
cis-1,3-Dichloropropene	ND	0.00050		mg/L	1	04/25/2013 1227	04/25/2013 2002	KP
Dibromochloromethane	ND	0.00050		mg/L	1	04/25/2013 1227	04/25/2013 2002	KP
Dibromomethane	ND	0.00050		mg/L	1	04/25/2013 1227	04/25/2013 2002	KP
Dichlorodifluoromethane	ND	0.00050		mg/L	1	04/25/2013 1227	04/25/2013 2002	KP
Ethylbenzene	ND	0.00050		mg/L	1	04/25/2013 1227	04/25/2013 2002	KP
Hexachlorobutadiene	ND	0.00050		mg/L	1	04/25/2013 1227	04/25/2013 2002	KP
Isopropylbenzene	ND	0.00050		mg/L	1	04/25/2013 1227	04/25/2013 2002	KP
Methylene chloride	ND	0.00050		mg/L	1	04/25/2013 1227	04/25/2013 2002	KP
Naphthalene	ND	0.00050		mg/L	1	04/25/2013 1227	04/25/2013 2002	KP
n-Butylbenzene	ND	0.00050		mg/L	1	04/25/2013 1227	04/25/2013 2002	KP
n-Propylbenzene	ND	0.00050		mg/L	1	04/25/2013 1227	04/25/2013 2002	KP
sec-Butylbenzene	ND	0.00050		mg/L	1	04/25/2013 1227	04/25/2013 2002	KP
Styrene	ND	0.00050		mg/L	1	04/25/2013 1227	04/25/2013 2002	KP
tert-Butylbenzene	ND	0.00050		mg/L	1	04/25/2013 1227	04/25/2013 2002	KP
Tetrachloroethene	ND	0.00050		mg/L	1	04/25/2013 1227	04/25/2013 2002	KP
Toluene	ND	0.00050		mg/L	1	04/25/2013 1227	04/25/2013 2002	KP
trans-1,2-Dichloroethene	ND	0.00050		mg/L	1	04/25/2013 1227	04/25/2013 2002	KP
trans-1,3-Dichloropropene	ND	0.00050		mg/L	1	04/25/2013 1227	04/25/2013 2002	KP
Trichloroethene	ND	0.00050		mg/L	1	04/25/2013 1227	04/25/2013 2002	KP
Trichlorofluoromethane	ND	0.00050		mg/L	1	04/25/2013 1227	04/25/2013 2002	KP
TTHMs	ND	0.00050		mg/L	1	04/25/2013 1227	04/25/2013 2002	KP
Vinyl chloride	ND	0.00050		mg/L	1	04/25/2013 1227	04/25/2013 2002	KP
Xylenes, Total	ND	0.0015		mg/L	1	04/25/2013 1227	04/25/2013 2002	KP
Surr: 1,2-Dichlorobenzene-d4	*93*	*70-130*		*%REC*	*1*	*04/25/2013 1227*	*04/25/2013 2002*	*KP*
Surr: 4-Bromofluorobenzene	*97*	*70-130*		*%REC*	*1*	*04/25/2013 1227*	*04/25/2013 2002*	*KP*
Organochlorine Pesticides-SW8081A								
4,4´-DDD	ND	0.099		ug/L	1	04/30/2013 1633	05/11/2013 0144	MD
4,4´-DDE	ND	0.099		ug/L	1	04/30/2013 1633	05/11/2013 0144	MD
4,4´-DDT	ND	0.099		ug/L	1	04/30/2013 1633	05/11/2013 0144	MD
Aldrin	ND	0.099		ug/L	1	04/30/2013 1633	05/11/2013 0144	MD
alpha-BHC	ND	0.099		ug/L	1	04/30/2013 1633	05/11/2013 0144	MD
alpha-Chlordane	ND	0.099		ug/L	1	04/30/2013 1633	05/11/2013 0727	MD
beta-BHC	ND	0.099		ug/L	1	04/30/2013 1633	05/11/2013 0144	MD
delta-BHC	ND	0.099		ug/L	1	04/30/2013 1633	05/11/2013 0144	MD
Dieldrin	ND	0.099		ug/L	1	04/30/2013 1633	05/11/2013 0144	MD
Endosulfan I	ND	0.099		ug/L	1	04/30/2013 1633	05/11/2013 0144	MD
Endosulfan II	ND	0.099		ug/L	1	04/30/2013 1633	05/11/2013 0144	MD
Endosulfan sulfate	ND	0.099		ug/L	1	04/30/2013 1633	05/11/2013 0144	MD
Endrin	ND	0.099		ug/L	1	04/30/2013 1633	05/11/2013 0144	MD

Client: University of Arizona- Risk Management Se
Project: Page Ranch
Work Order: 13D0680
Lab Sample ID: 13D0680-01
Client Sample ID: MW #2
Collection Date/Time: 04/24/2013 1103
Matrix: Ground Water
Order Name: MW#2

Analyses	Result	PQL	Qual	Units	DF	Prep Date	Analysis Date	Analyst
Endrin aldehyde	ND	0.099		ug/L	1	04/30/2013 1633	05/11/2013 0144	MD
Endrin ketone	ND	0.099		ug/L	1	04/30/2013 1633	05/11/2013 0144	MD
gamma-BHC	ND	0.099		ug/L	1	04/30/2013 1633	05/11/2013 0144	MD
gamma-Chlordane	ND	0.099		ug/L	1	04/30/2013 1633	05/11/2013 0727	MD
Heptachlor	ND	0.099		ug/L	1	04/30/2013 1633	05/11/2013 0144	MD
Heptachlor epoxide	ND	0.099		ug/L	1	04/30/2013 1633	05/11/2013 0144	MD
Methoxychlor	ND	0.099		ug/L	1	04/30/2013 1633	05/11/2013 0144	MD
Toxaphene	ND	0.99		ug/L	1	04/30/2013 1633	05/11/2013 0144	MD
Surr: Decachlorobiphenyl	*85*	*51.1-138.5*		*%REC*	*1*	*04/30/2013 1633*	*05/11/2013 144*	*MD*
Surr: Tetrachloro-m-xylene	*67*	*39.1-120*		*%REC*	*1*	*04/30/2013 1633*	*05/11/2013 144*	*MD*
Semivolatile Organic Compounds-SW8270C								
1,2,4-Trichlorobenzene	ND	10		ug/L	1	04/25/2013 1712	05/05/2013 2020	MD
1,2-Dichlorobenzene	ND	10		ug/L	1	04/25/2013 1712	05/05/2013 2020	MD
1,3-Dichlorobenzene	ND	10		ug/L	1	04/25/2013 1712	05/05/2013 2020	MD
1,4-Dichlorobenzene	ND	10		ug/L	1	04/25/2013 1712	05/05/2013 2020	MD
2,4,5-Trichlorophenol	ND	10		ug/L	1	04/25/2013 1712	05/05/2013 2020	MD
2,4,6-Trichlorophenol	ND	10		ug/L	1	04/25/2013 1712	05/05/2013 2020	MD
2,4-Dichlorophenol	ND	10		ug/L	1	04/25/2013 1712	05/05/2013 2020	MD
2,4-Dimethylphenol	ND	10		ug/L	1	04/25/2013 1712	05/05/2013 2020	MD
2,4-Dinitrophenol	ND	50		ug/L	1	04/25/2013 1712	05/05/2013 2020	MD
2,4-Dinitrotoluene	ND	10		ug/L	1	04/25/2013 1712	05/05/2013 2020	MD
2,6-Dinitrotoluene	ND	10		ug/L	1	04/25/2013 1712	05/05/2013 2020	MD
2-Chloronaphthalene	ND	10		ug/L	1	04/25/2013 1712	05/05/2013 2020	MD
2-Chlorophenol	ND	10		ug/L	1	04/25/2013 1712	05/05/2013 2020	MD
2-Methylnaphthalene	ND	5.0	V1	ug/L	1	04/25/2013 1712	05/05/2013 2020	MD
2-Methylphenol	ND	10		ug/L	1	04/25/2013 1712	05/05/2013 2020	MD
2-Nitroaniline	ND	20		ug/L	1	04/25/2013 1712	05/05/2013 2020	MD
2-Nitrophenol	ND	10		ug/L	1	04/25/2013 1712	05/05/2013 2020	MD
3,3´-Dichlorobenzidine	ND	20		ug/L	1	04/25/2013 1712	05/05/2013 2020	MD
3,4-Methylphenol	ND	10		ug/L	1	04/25/2013 1712	05/05/2013 2020	MD
3-Nitroaniline	ND	20		ug/L	1	04/25/2013 1712	05/05/2013 2020	MD
4,6-Dinitro-2-methylphenol	ND	20		ug/L	1	04/25/2013 1712	05/05/2013 2020	MD
4-Bromophenyl phenyl ether	ND	10		ug/L	1	04/25/2013 1712	05/05/2013 2020	MD
4-Chloro-3-methylphenol	ND	10		ug/L	1	04/25/2013 1712	05/05/2013 2020	MD
4-Chloroaniline	ND	20		ug/L	1	04/25/2013 1712	05/05/2013 2020	MD
4-Chlorophenyl phenyl ether	ND	10		ug/L	1	04/25/2013 1712	05/05/2013 2020	MD
4-Nitroaniline	ND	20		ug/L	1	04/25/2013 1712	05/05/2013 2020	MD
4-Nitrophenol	ND	50		ug/L	1	04/25/2013 1712	05/05/2013 2020	MD
Acenaphthene	ND	5.0		ug/L	1	04/25/2013 1712	05/05/2013 2020	MD
Acenaphthylene	ND	5.0		ug/L	1	04/25/2013 1712	05/05/2013 2020	MD
Aniline	ND	20		ug/L	1	04/25/2013 1712	05/05/2013 2020	MD

Turner Laboratories, Inc.

Date: 06/07/2013

Client:	University of Arizona- Risk Management Se	**Client Sample ID:**	MW #2
Project:	Page Ranch	**Collection Date/Time:**	04/24/2013 1103
Work Order:	13D0680	**Matrix:**	Ground Water
Lab Sample ID:	13D0680-01	**Order Name:**	MW#2

Analyses	Result	PQL	Qual	Units	DF	Prep Date	Analysis Date	Analyst
Anthracene	ND	5.0		ug/L	1	04/25/2013 1712	05/05/2013 2020	MD
Benzo[a]anthracene	ND	5.0		ug/L	1	04/25/2013 1712	05/05/2013 2020	MD
Benzo[a]pyrene	ND	5.0		ug/L	1	04/25/2013 1712	05/05/2013 2020	MD
Benzo[b,k]fluoranthene	ND	10		ug/L	1	04/25/2013 1712	05/05/2013 2020	MD
Benzo[g,h,i]perylene	ND	5.0		ug/L	1	04/25/2013 1712	05/05/2013 2020	MD
Benzoic acid	ND	50		ug/L	1	04/25/2013 1712	05/05/2013 2020	MD
Benzyl alcohol	ND	5.0		ug/L	1	04/25/2013 1712	05/05/2013 2020	MD
Bis(2-chloroethoxy)methane	ND	10		ug/L	1	04/25/2013 1712	05/05/2013 2020	MD
Bis(2-chloroethyl)ether	ND	10		ug/L	1	04/25/2013 1712	05/05/2013 2020	MD
Bis(2-chloroisopropyl)ether	ND	10		ug/L	1	04/25/2013 1712	05/05/2013 2020	MD
Bis(2-ethylhexyl)phthalate	ND	10		ug/L	1	04/25/2013 1712	05/05/2013 2020	MD
Butyl benzyl phthalate	ND	10		ug/L	1	04/25/2013 1712	05/05/2013 2020	MD
Chrysene	ND	5.0		ug/L	1	04/25/2013 1712	05/05/2013 2020	MD
Dibenzo[a,h]anthracene	ND	5.0		ug/L	1	04/25/2013 1712	05/05/2013 2020	MD
Dibenzofuran	ND	5.0		ug/L	1	04/25/2013 1712	05/05/2013 2020	MD
Diethyl phthalate	ND	10		ug/L	1	04/25/2013 1712	05/05/2013 2020	MD
Dimethyl phthalate	ND	10		ug/L	1	04/25/2013 1712	05/05/2013 2020	MD
Di-n-butyl phthalate	ND	10		ug/L	1	04/25/2013 1712	05/05/2013 2020	MD
Di-n-octyl phthalate	ND	10		ug/L	1	04/25/2013 1712	05/05/2013 2020	MD
Fluoranthene	ND	5.0		ug/L	1	04/25/2013 1712	05/05/2013 2020	MD
Fluorene	ND	5.0		ug/L	1	04/25/2013 1712	05/05/2013 2020	MD
Hexachlorobenzene	ND	10		ug/L	1	04/25/2013 1712	05/05/2013 2020	MD
Hexachlorobutadiene	ND	10		ug/L	1	04/25/2013 1712	05/05/2013 2020	MD
Hexachlorocyclopentadiene	ND	10		ug/L	1	04/25/2013 1712	05/05/2013 2020	MD
Hexachloroethane	ND	10		ug/L	1	04/25/2013 1712	05/05/2013 2020	MD
Indeno[1,2,3-cd]pyrene	ND	5.0		ug/L	1	04/25/2013 1712	05/05/2013 2020	MD
Isophorone	ND	10		ug/L	1	04/25/2013 1712	05/05/2013 2020	MD
Naphthalene	ND	5.0		ug/L	1	04/25/2013 1712	05/05/2013 2020	MD
Nitrobenzene	ND	10		ug/L	1	04/25/2013 1712	05/05/2013 2020	MD
N-Nitrosodimethylamine	ND	10		ug/L	1	04/25/2013 1712	05/05/2013 2020	MD
N-Nitrosodiphenylamine	ND	10		ug/L	1	04/25/2013 1712	05/05/2013 2020	MD
N-Nitrosodipropylamine	ND	10		ug/L	1	04/25/2013 1712	05/05/2013 2020	MD
Pentachlorophenol	ND	30		ug/L	1	04/25/2013 1712	05/05/2013 2020	MD
Phenanthrene	ND	5.0		ug/L	1	04/25/2013 1712	05/05/2013 2020	MD
Phenol	ND	10		ug/L	1	04/25/2013 1712	05/05/2013 2020	MD
Pyrene	ND	5.0		ug/L	1	04/25/2013 1712	05/05/2013 2020	MD
Surr: 2,4,6-Tribromophenol	*82*	*61.48-125.9*		*%REC*	*1*	*04/25/2013 1712*	*05/05/2013 2020*	*MD*
Surr: 2-Fluorobiphenyl	*60*	*41.02-91.53*		*%REC*	*1*	*04/25/2013 1712*	*05/05/2013 2020*	*MD*
Surr: 2-Fluorophenol	*35*	*38.35-57.43S6*		*%REC*	*1*	*04/25/2013 1712*	*05/05/2013 2020*	*MD*
Surr: 4-Terphenyl-d14	*53*	*14.66-124.1.*		*%REC*	*1*	*04/25/2013 1712*	*05/05/2013 2020*	*MD*
Surr: Nitrobenzene-d5	*76*	*49.49-85.19*		*%REC*	*1*	*04/25/2013 1712*	*05/05/2013 2020*	*MD*
Surr: Phenol-d6	*64*	*28.68-69.45*		*%REC*	*1*	*04/25/2013 1712*	*05/05/2013 2020*	*MD*

Turner Laboratories, Inc.

Date: 06/07/2013

Client:	University of Arizona- Risk Management Se	**Client Sample ID:**	MW #2
Project:	Page Ranch	**Collection Date/Time:**	04/24/2013 1103
Work Order:	13D0680	**Matrix:**	Ground Water
Lab Sample ID:	13D0680-01	**Order Name:**	MW#2

Analyses	Result	PQL	Qual	Units	DF	Prep Date	Analysis Date	Analyst

Turner Laboratories, Inc.

Date: 06/07/2013

Client: University of Arizona- Risk Management Se
Project: Page Ranch
Work Order: 13D0680
Lab Sample ID: 13D0680-02

Client Sample ID: Trip Blank
Collection Date/Time: 04/24/2013 0000
Matrix: Trip Blank
Order Name: MW#2

Analyses	Result	PQL	Qual	Units	DF	Prep Date	Analysis Date	Analyst
Volatile Organic Compounds by GC/MS-EPA 524.2								
1,1,1,2-Tetrachloroethane	ND	0.00050		mg/L	1	04/25/2013 1227	04/25/2013 2034	KP
1,1,1-Trichloroethane	ND	0.00050		mg/L	1	04/25/2013 1227	04/25/2013 2034	KP
1,1,2,2-Tetrachloroethane	ND	0.00050		mg/L	1	04/25/2013 1227	04/25/2013 2034	KP
1,1,2-Trichloroethane	ND	0.00050		mg/L	1	04/25/2013 1227	04/25/2013 2034	KP
1,1-Dichloroethane	ND	0.00050		mg/L	1	04/25/2013 1227	04/25/2013 2034	KP
1,1-Dichloroethene	ND	0.00050		mg/L	1	04/25/2013 1227	04/25/2013 2034	KP
1,1-Dichloropropene	ND	0.00050		mg/L	1	04/25/2013 1227	04/25/2013 2034	KP
1,2,3-Trichlorobenzene	ND	0.00050		mg/L	1	04/25/2013 1227	04/25/2013 2034	KP
1,2,3-Trichloropropane	ND	0.00050		mg/L	1	04/25/2013 1227	04/25/2013 2034	KP
1,2,4-Trichlorobenzene	ND	0.00050		mg/L	1	04/25/2013 1227	04/25/2013 2034	KP
1,2,4-Trimethylbenzene	ND	0.00050		mg/L	1	04/25/2013 1227	04/25/2013 2034	KP
1,2-Dichlorobenzene	ND	0.00050		mg/L	1	04/25/2013 1227	04/25/2013 2034	KP
1,2-Dichloroethane	ND	0.00050		mg/L	1	04/25/2013 1227	04/25/2013 2034	KP
1,2-Dichloropropane	ND	0.00050		mg/L	1	04/25/2013 1227	04/25/2013 2034	KP
1,3,5-Trimethylbenzene	ND	0.00050		mg/L	1	04/25/2013 1227	04/25/2013 2034	KP
1,3-Dichlorobenzene	ND	0.00050		mg/L	1	04/25/2013 1227	04/25/2013 2034	KP
1,3-Dichloropropane	ND	0.00050		mg/L	1	04/25/2013 1227	04/25/2013 2034	KP
1,4-Dichlorobenzene	ND	0.00050		mg/L	1	04/25/2013 1227	04/25/2013 2034	KP
2,2-Dichloropropane	ND	0.00050		mg/L	1	04/25/2013 1227	04/25/2013 2034	KP
2-Chlorotoluene	ND	0.00050		mg/L	1	04/25/2013 1227	04/25/2013 2034	KP
4-Chlorotoluene	ND	0.00050		mg/L	1	04/25/2013 1227	04/25/2013 2034	KP
4-Isopropyltoluene	ND	0.00050		mg/L	1	04/25/2013 1227	04/25/2013 2034	KP
Benzene	ND	0.00050		mg/L	1	04/25/2013 1227	04/25/2013 2034	KP
Bromobenzene	ND	0.00050		mg/L	1	04/25/2013 1227	04/25/2013 2034	KP
Bromochloromethane	ND	0.00050		mg/L	1	04/25/2013 1227	04/25/2013 2034	KP
Bromodichloromethane	ND	0.00050		mg/L	1	04/25/2013 1227	04/25/2013 2034	KP
Bromoform	ND	0.00050		mg/L	1	04/25/2013 1227	04/25/2013 2034	KP
Bromomethane	ND	0.00050		mg/L	1	04/25/2013 1227	04/25/2013 2034	KP
Carbon tetrachloride	ND	0.00050		mg/L	1	04/25/2013 1227	04/25/2013 2034	KP
Chlorobenzene	ND	0.00050		mg/L	1	04/25/2013 1227	04/25/2013 2034	KP
Chloroethane	ND	0.00050		mg/L	1	04/25/2013 1227	04/25/2013 2034	KP
Chloroform	ND	0.00050		mg/L	1	04/25/2013 1227	04/25/2013 2034	KP
Chloromethane	ND	0.00050		mg/L	1	04/25/2013 1227	04/25/2013 2034	KP
cis-1,2-Dichloroethene	ND	0.00050		mg/L	1	04/25/2013 1227	04/25/2013 2034	KP
cis-1,3-Dichloropropene	ND	0.00050		mg/L	1	04/25/2013 1227	04/25/2013 2034	KP
Dibromochloromethane	ND	0.00050		mg/L	1	04/25/2013 1227	04/25/2013 2034	KP
Dibromomethane	ND	0.00050		mg/L	1	04/25/2013 1227	04/25/2013 2034	KP
Dichlorodifluoromethane	ND	0.00050		mg/L	1	04/25/2013 1227	04/25/2013 2034	KP
Ethylbenzene	ND	0.00050		mg/L	1	04/25/2013 1227	04/25/2013 2034	KP
Hexachlorobutadiene	ND	0.00050		mg/L	1	04/25/2013 1227	04/25/2013 2034	KP
Isopropylbenzene	ND	0.00050		mg/L	1	04/25/2013 1227	04/25/2013 2034	KP

Turner Laboratories, Inc.

Date: 06/07/2013

Client:	University of Arizona- Risk Management Se	**Client Sample ID:**	Trip Blank
Project:	Page Ranch	**Collection Date/Time:**	04/24/2013 0000
Work Order:	13D0680	**Matrix:**	Trip Blank
Lab Sample ID:	13D0680-02	**Order Name:**	MW#2

Analyses	Result	PQL	Qual	Units	DF	Prep Date	Analysis Date	Analyst
Methylene chloride	ND	0.00050		mg/L	1	04/25/2013 1227	04/25/2013 2034	KP
Naphthalene	ND	0.00050		mg/L	1	04/25/2013 1227	04/25/2013 2034	KP
n-Butylbenzene	ND	0.00050		mg/L	1	04/25/2013 1227	04/25/2013 2034	KP
n-Propylbenzene	ND	0.00050		mg/L	1	04/25/2013 1227	04/25/2013 2034	KP
sec-Butylbenzene	ND	0.00050		mg/L	1	04/25/2013 1227	04/25/2013 2034	KP
Styrene	ND	0.00050		mg/L	1	04/25/2013 1227	04/25/2013 2034	KP
tert-Butylbenzene	ND	0.00050		mg/L	1	04/25/2013 1227	04/25/2013 2034	KP
Tetrachloroethene	ND	0.00050		mg/L	1	04/25/2013 1227	04/25/2013 2034	KP
Toluene	ND	0.00050		mg/L	1	04/25/2013 1227	04/25/2013 2034	KP
trans-1,2-Dichloroethene	ND	0.00050		mg/L	1	04/25/2013 1227	04/25/2013 2034	KP
trans-1,3-Dichloropropene	ND	0.00050		mg/L	1	04/25/2013 1227	04/25/2013 2034	KP
Trichloroethene	ND	0.00050		mg/L	1	04/25/2013 1227	04/25/2013 2034	KP
Trichlorofluoromethane	ND	0.00050		mg/L	1	04/25/2013 1227	04/25/2013 2034	KP
TTHMs	ND	0.00050		mg/L	1	04/25/2013 1227	04/25/2013 2034	KP
Vinyl chloride	ND	0.00050		mg/L	1	04/25/2013 1227	04/25/2013 2034	KP
Xylenes, Total	ND	0.0015		mg/L	1	04/25/2013 1227	04/25/2013 2034	KP
Surr: 1,2-Dichlorobenzene-d4	*94*	*70-130*		*%REC*	*1*	*04/25/2013 1227*	*04/25/2013 2034*	*KP*
Surr: 4-Bromofluorobenzene	*97*	*70-130*		*%REC*	*1*	*04/25/2013 1227*	*04/25/2013 2034*	*KP*

Client: University of Arizona- Risk Management Services
Project: Page Ranch
Work Order: 13D0680
Date Received: 04/24/2013

QC Summary

Analyte	Result	Reporting Limit	Units	Spike Level	Source Result	%REC	%REC Limits	RPD	RPD Limit	Qual
Batch 1304321 - E200.7										
Blank (1304321-BLK1)				Prepared: 04/25/2013 Analyzed: 04/27/2013						
Manganese	ND	0.020	mg/L							
Sodium	ND	5.0	mg/L							
LCS (1304321-BS1)				Prepared: 04/25/2013 Analyzed: 04/27/2013						
Manganese	0.48	0.020	mg/L	0.5000		96	85-115			
Sodium	9.7	5.0	mg/L	10.00		97	85-115			
LCS Dup (1304321-BSD1)				Prepared: 04/25/2013 Analyzed: 04/27/2013						
Manganese	0.48	0.020	mg/L	0.5000		96	85-115	0.3	20	
Sodium	9.8	5.0	mg/L	10.00		98	85-115	0.8	20	
Matrix Spike (1304321-MS1)	**Source: 13D0670-01**			Prepared: 04/25/2013 Analyzed: 04/27/2013						
Manganese	0.52	0.020	mg/L	0.5000	0.054	93	70-130			
Sodium	18	5.0	mg/L	10.00	8.7	95	70-130			
Matrix Spike (1304321-MS2)	**Source: 13D0680-01**			Prepared: 04/25/2013 Analyzed: 04/27/2013						
Manganese	0.54	0.020	mg/L	0.5000	0.10	88	70-130			
Sodium	39	5.0	mg/L	10.00	31	84	70-130			

Client: University of Arizona- Risk Management Services
Project: Page Ranch
Work Order: 13D0680
Date Received: 04/24/2013

QC Summary

Analyte	Result	Reporting Limit	Units	Spike Level	Source Result	%REC	%REC Limits	RPD	RPD Limit	Qual
Batch 1304316 - SW8270C										

Client: University of Arizona- Risk Management Services
Project: Page Ranch
Work Order: 13D0680
Date Received: 04/24/2013

QC Summary

Analyte	Result	Reporting Limit	Units	Spike Level	Source Result	%REC	%REC Limits	RPD	RPD Limit	Qual
Batch 1304316 - SW8270C										
Blank (1304316-BLK1)				Prepared: 04/25/2013 Analyzed: 05/05/2013						
1,2,4-Trichlorobenzene	ND	10	ug/L							
1,2-Dichlorobenzene	ND	10	ug/L							
1,3-Dichlorobenzene	ND	10	ug/L							
1,4-Dichlorobenzene	ND	10	ug/L							
2,4,5-Trichlorophenol	ND	10	ug/L							
2,4,6-Trichlorophenol	ND	10	ug/L							
2,4-Dichlorophenol	ND	10	ug/L							
2,4-Dimethylphenol	ND	10	ug/L							
2,4-Dinitrophenol	ND	50	ug/L							
2,4-Dinitrotoluene	ND	10	ug/L							
2,6-Dinitrotoluene	ND	10	ug/L							
2-Chloronaphthalene	ND	10	ug/L							
2-Chlorophenol	ND	10	ug/L							
2-Methylnaphthalene	ND	5.0	ug/L							
2-Methylphenol	ND	10	ug/L							
2-Nitroaniline	ND	20	ug/L							
2-Nitrophenol	ND	10	ug/L							
3,3´-Dichlorobenzidine	ND	20	ug/L							
3,4-Methylphenol	ND	10	ug/L							
3-Nitroaniline	ND	20	ug/L							
4,6-Dinitro-2-methylphenol	ND	20	ug/L							
4-Bromophenyl phenyl ether	ND	10	ug/L							
4-Chloro-3-methylphenol	ND	10	ug/L							
4-Chloroaniline	ND	20	ug/L							
4-Chlorophenyl phenyl ether	ND	10	ug/L							
4-Nitroaniline	ND	20	ug/L							
4-Nitrophenol	ND	50	ug/L							
Acenaphthene	ND	5.0	ug/L							
Acenaphthylene	ND	5.0	ug/L							
Aniline	ND	20	ug/L							
Anthracene	ND	5.0	ug/L							
Benzo[a]anthracene	ND	5.0	ug/L							
Benzo[a]pyrene	ND	5.0	ug/L							
Benzo[b,k]fluoranthene	ND	10	ug/L							
Benzo[g,h,i]perylene	ND	5.0	ug/L							
Benzoic acid	ND	50	ug/L							
Benzyl alcohol	ND	5.0	ug/L							
Bis(2-chloroethoxy)methane	ND	10	ug/L							
Bis(2-chloroethyl)ether	ND	10	ug/L							
Bis(2-chloroisopropyl)ether	ND	10	ug/L							
Bis(2-ethylhexyl)phthalate	ND	10	ug/L							
Butyl benzyl phthalate	ND	10	ug/L							
Chrysene	ND	5.0	ug/L							
Dibenzo[a,h]anthracene	ND	5.0	ug/L							
Dibenzofuran	ND	5.0	ug/L							
Diethyl phthalate	ND	10	ug/L							
Dimethyl phthalate	ND	10	ug/L							
Di-n-butyl phthalate	ND	10	ug/L							

Client: University of Arizona- Risk Management Services
Project: Page Ranch
Work Order: 13D0680
Date Received: 04/24/2013

QC Summary

Analyte	Result	Reporting Limit	Units	Spike Level	Source Result	%REC	%REC Limits	RPD	RPD Limit	Qual
Batch 1304316 - SW8270C										
Blank (1304316-BLK1)				Prepared: 04/25/2013 Analyzed: 05/05/2013						
Di-n-octyl phthalate	ND	10	ug/L							
Fluoranthene	ND	5.0	ug/L							
Fluorene	ND	5.0	ug/L							
Hexachlorobenzene	ND	10	ug/L							
Hexachlorobutadiene	ND	10	ug/L							
Hexachlorocyclopentadiene	ND	10	ug/L							
Hexachloroethane	ND	10	ug/L							
Indeno[1,2,3-cd]pyrene	ND	5.0	ug/L							
Isophorone	ND	10	ug/L							
Naphthalene	ND	5.0	ug/L							
Nitrobenzene	ND	10	ug/L							
N-Nitrosodimethylamine	ND	10	ug/L							
N-Nitrosodiphenylamine	ND	10	ug/L							
N-Nitrosodipropylamine	ND	10	ug/L							
Pentachlorophenol	ND	30	ug/L							
Phenanthrene	ND	5.0	ug/L							
Phenol	ND	10	ug/L							
Pyrene	ND	5.0	ug/L							
Surrogate: 2,4,6-Tribromophenol	*82.1*		*ug/L*	*100.0*		*82*	*61.48-125.96*			
Surrogate: 2-Fluorobiphenyl	*63.8*		*ug/L*	*100.0*		*64*	*41.02-91.53*			
Surrogate: 2-Fluorophenol	*40.4*		*ug/L*	*100.0*		*40*	*38.35-57.43*			
Surrogate: 4-Terphenyl-d14	*52.1*		*ug/L*	*100.0*		*52*	*14.66-124.11*			
Surrogate: Nitrobenzene-d5	*66.6*		*ug/L*	*100.0*		*67*	*49.49-85.19*			
Surrogate: Phenol-d6	*53.9*		*ug/L*	*100.0*		*54*	*28.68-69.45*			
LCS (1304316-BS1)				Prepared: 04/25/2013 Analyzed: 05/14/2013						
1,2,4-Trichlorobenzene	37	10	ug/L	50.00		74	28.14-85.64			
1,4-Dichlorobenzene	28	10	ug/L	50.00		57	27.79-64.15			
2,4-Dinitrotoluene	31	10	ug/L	50.00		61	39.27-79.35			
2-Chlorophenol	62	10	ug/L	100.0		62	24.62-79.98			
4-Chloro-3-methylphenol	60	10	ug/L	100.0		60	37.66-82.55			
4-Nitrophenol	64	50	ug/L	100.0		64	26.58-91.73			
Acenaphthene	30	5.0	ug/L	50.00		59	41.63-72.14			
N-Nitrosodipropylamine	39	10	ug/L	50.00		78	36.81-88.63			
Pentachlorophenol	64	30	ug/L	100.0		64	32.14-95.92			
Phenol	48	10	ug/L	100.0		48	7.96-52.41			
Pyrene	33	5.0	ug/L	50.00		66	41.65-82.75			
Surrogate: 2,4,6-Tribromophenol	*78.6*		*ug/L*	*100.0*		*79*	*32.57-112.08*			
Surrogate: 2-Fluorobiphenyl	*64.6*		*ug/L*	*100.0*		*65*	*36.69-77.45*			
Surrogate: 2-Fluorophenol	*45.7*		*ug/L*	*100.0*		*46*	*0-86.73*			
Surrogate: 4-Terphenyl-d14	*51.9*		*ug/L*	*100.0*		*52*	*37.21-81.06*			
Surrogate: Nitrobenzene-d5	*66.0*		*ug/L*	*100.0*		*66*	*36.8-79.16*			
Surrogate: Phenol-d6	*50.2*		*ug/L*	*100.0*		*50*	*0-56.2*			

Client: University of Arizona- Risk Management Services
Project: Page Ranch
Work Order: 13D0680
Date Received: 04/24/2013

QC Summary

Analyte	Result	Reporting Limit	Units	Spike Level	Source Result	%REC	%REC Limits	RPD	RPD Limit	Qual
Batch 1304316 - SW8270C										
LCS Dup (1304316-BSD1)				Prepared: 04/25/2013 Analyzed: 05/14/2013						
1,2,4-Trichlorobenzene	37	10	ug/L	50.00		74	28.14-85.64	0.8	30	
1,4-Dichlorobenzene	27	10	ug/L	50.00		53	27.79-64.15	6	30	
2,4-Dinitrotoluene	33	10	ug/L	50.00		66	39.27-79.35	8	30	
2-Chlorophenol	63	10	ug/L	100.0		63	24.62-79.98	2	30	
4-Chloro-3-methylphenol	60	10	ug/L	100.0		60	37.66-82.55	0.3	30	
4-Nitrophenol	69	50	ug/L	100.0		69	26.58-91.73	8	30	
Acenaphthene	33	5.0	ug/L	50.00		65	41.63-72.14	9	30	
N-Nitrosodipropylamine	41	10	ug/L	50.00		81	36.81-88.63	4	30	
Pentachlorophenol	70	30	ug/L	100.0		70	32.14-95.92	10	30	
Phenol	47	10	ug/L	100.0		47	7.96-52.41	2	30	
Pyrene	35	5.0	ug/L	50.00		69	41.65-82.75	5	30	
Surrogate: 2,4,6-Tribromophenol	*87.3*		*ug/L*	*100.0*		*87*	*32.57-112.08*			
Surrogate: 2-Fluorobiphenyl	*68.1*		*ug/L*	*100.0*		*68*	*36.69-77.45*			
Surrogate: 2-Fluorophenol	*46.2*		*ug/L*	*100.0*		*46*	*0-86.73*			
Surrogate: 4-Terphenyl-d14	*53.7*		*ug/L*	*100.0*		*54*	*37.21-81.06*			
Surrogate: Nitrobenzene-d5	*67.0*		*ug/L*	*100.0*		*67*	*36.8-79.16*			
Surrogate: Phenol-d6	*50.4*		*ug/L*	*100.0*		*50*	*0-56.2*			
Matrix Spike (1304316-MS1)		**Source: 13D0680-01**		Prepared: 04/25/2013 Analyzed: 05/10/2013						
1,2,4-Trichlorobenzene	30	10	ug/L	49.90	ND	60	51.67-99.16			
1,4-Dichlorobenzene	19	10	ug/L	49.90	ND	38	44.91-69.29			M2
2,4-Dinitrotoluene	32	10	ug/L	49.90	ND	64	45.63-98.31			
2-Chlorophenol	53	10	ug/L	99.80	ND	53	53.62-77.95			M2
4-Chloro-3-methylphenol	57	10	ug/L	99.80	ND	57	54.19-87.12			
4-Nitrophenol	76	50	ug/L	99.80	ND	76	33.45-100.91			
Acenaphthene	29	5.0	ug/L	49.90	ND	59	10.45-102.26			
N-Nitrosodipropylamine	33	10	ug/L	49.90	ND	66	50.37-110.06			
Pentachlorophenol	69	30	ug/L	99.80	ND	69	52.6-111			
Phenol	44	10	ug/L	99.80	ND	44	25.68-69.53			
Pyrene	27	5.0	ug/L	49.90	ND	54	58.09-82.37			M2
Surrogate: 2,4,6-Tribromophenol	*77.3*		*ug/L*	*99.80*		*77*	*61.48-125.96*			
Surrogate: 2-Fluorobiphenyl	*58.4*		*ug/L*	*99.80*		*59*	*41.02-91.53*			
Surrogate: 2-Fluorophenol	*41.4*		*ug/L*	*99.80*		*42*	*38.35-57.43*			
Surrogate: 4-Terphenyl-d14	*51.8*		*ug/L*	*99.80*		*52*	*14.66-124.11*			
Surrogate: Nitrobenzene-d5	*59.3*		*ug/L*	*99.80*		*59*	*49.49-85.19*			
Surrogate: Phenol-d6	*46.0*		*ug/L*	*99.80*		*46*	*28.68-69.45*			

Client: University of Arizona- Risk Management Services
Project: Page Ranch
Work Order: 13D0680
Date Received: 04/24/2013

QC Summary

Analyte	Result	Reporting Limit	Units	Spike Level	Source Result	%REC	%REC Limits	RPD	RPD Limit	Qual
Batch 1304316 - SW8270C										
Matrix Spike Dup (1304316-MSD1)	**Source: 13D0680-01**			Prepared: 04/25/2013 Analyzed: 05/10/2013						
1,2,4-Trichlorobenzene	33	10	ug/L	50.25	ND	66	51.67-99.16	11	30	
1,4-Dichlorobenzene	20	10	ug/L	50.25	ND	39	44.91-69.29	3	30	M2
2,4-Dinitrotoluene	34	10	ug/L	50.25	ND	68	45.63-98.31	8	30	
2-Chlorophenol	57	10	ug/L	100.5	ND	57	53.62-77.95	8	30	
4-Chloro-3-methylphenol	68	10	ug/L	100.5	ND	68	54.19-87.12	18	30	
4-Nitrophenol	85	50	ug/L	100.5	ND	84	33.45-100.91	11	30	
Acenaphthene	32	5.0	ug/L	50.25	ND	63	10.45-102.26	9	30	
N-Nitrosodipropylamine	39	10	ug/L	50.25	ND	78	50.37-110.06	17	30	
Pentachlorophenol	76	30	ug/L	100.5	ND	76	52.6-111	9	30	
Phenol	52	10	ug/L	100.5	ND	51	25.68-69.53	16	30	
Pyrene	31	5.0	ug/L	50.25	ND	61	58.09-82.37	12	30	
Surrogate: 2,4,6-Tribromophenol	*88.9*		*ug/L*	*100.5*		*88*	*61.48-125.96*			
Surrogate: 2-Fluorobiphenyl	*64.8*		*ug/L*	*100.5*		*65*	*41.02-91.53*			
Surrogate: 2-Fluorophenol	*39.2*		*ug/L*	*100.5*		*39*	*38.35-57.43*			
Surrogate: 4-Terphenyl-d14	*61.5*		*ug/L*	*100.5*		*61*	*14.66-124.11*			
Surrogate: Nitrobenzene-d5	*68.6*		*ug/L*	*100.5*		*68*	*49.49-85.19*			
Surrogate: Phenol-d6	*54.1*		*ug/L*	*100.5*		*54*	*28.68-69.45*			
Batch 1304394 - SW8081A										
Blank (1304394-BLK1)				Prepared: 04/30/2013 Analyzed: 05/10/2013						
4,4´-DDD	ND	0.10	ug/L							
4,4´-DDE	ND	0.10	ug/L							
4,4´-DDT	ND	0.10	ug/L							
Aldrin	ND	0.10	ug/L							
alpha-BHC	ND	0.10	ug/L							
alpha-Chlordane	ND	0.10	ug/L							
beta-BHC	ND	0.10	ug/L							
delta-BHC	ND	0.10	ug/L							
Dieldrin	ND	0.10	ug/L							
Endosulfan I	ND	0.10	ug/L							
Endosulfan II	ND	0.10	ug/L							
Endosulfan sulfate	ND	0.10	ug/L							
Endrin	ND	0.10	ug/L							
Endrin aldehyde	ND	0.10	ug/L							
Endrin ketone	ND	0.10	ug/L							
gamma-BHC	ND	0.10	ug/L							
gamma-Chlordane	ND	0.10	ug/L							
Heptachlor	ND	0.10	ug/L							
Heptachlor epoxide	ND	0.10	ug/L							
Methoxychlor	ND	0.10	ug/L							
Toxaphene	ND	1.0	ug/L							
Surrogate: Decachlorobiphenyl	*0.758*		*ug/L*	*1.000*		*76*	*51.1-138.5*			
Surrogate: Tetrachloro-m-xylene	*0.495*		*ug/L*	*1.000*		*50*	*39.1-120*			

Client: University of Arizona- Risk Management Services
Project: Page Ranch
Work Order: 13D0680
Date Received: 04/24/2013

QC Summary

Analyte	Result	Reporting Limit	Units	Spike Level	Source Result	%REC	%REC Limits	RPD	RPD Limit	Qual
Batch 1304394 - SW8081A										
LCS (1304394-BS1)				Prepared: 04/30/2013 Analyzed: 05/10/2013						
4,4´-DDT	0.67	0.10	ug/L	1.000		67	57-116.5			
Aldrin	0.31	0.10	ug/L	0.5000		62	48.4-113.2			
Dieldrin	0.67	0.10	ug/L	1.000		67	53.2-117.5			
Endrin	0.69	0.10	ug/L	1.000		69	49.2-123.7			
gamma-BHC	0.35	0.10	ug/L	0.5000		69	58.9-127.4			
Heptachlor	0.30	0.10	ug/L	0.5000		60	48.1-120			
Surrogate: Decachlorobiphenyl	*0.717*		*ug/L*	*1.000*		*72*	*51.6-128.7*			
Surrogate: Tetrachloro-m-xylene	*0.453*		*ug/L*	*1.000*		*45*	*37.1-110.6*			
LCS Dup (1304394-BSD1)				Prepared: 04/30/2013 Analyzed: 05/10/2013						
4,4´-DDT	0.74	0.10	ug/L	1.000		74	57-116.5	10	30	
Aldrin	0.35	0.10	ug/L	0.5000		71	48.4-113.2	13	30	
Dieldrin	0.75	0.10	ug/L	1.000		75	53.2-117.5	11	30	
Endrin	0.74	0.10	ug/L	1.000		74	49.2-123.7	7	30	
gamma-BHC	0.41	0.10	ug/L	0.5000		82	58.9-127.4	16	30	
Heptachlor	0.35	0.10	ug/L	0.5000		70	48.1-120	15	30	
Surrogate: Decachlorobiphenyl	*0.793*		*ug/L*	*1.000*		*79*	*51.6-128.7*			
Surrogate: Tetrachloro-m-xylene	*0.636*		*ug/L*	*1.000*		*64*	*37.1-110.6*			
Matrix Spike (1304394-MS1)		**Source: 13D0680-01**		Prepared: 04/30/2013 Analyzed: 05/10/2013						
4,4´-DDT	0.70	0.099	ug/L	0.9921	ND	71	16.5-164.5			
Aldrin	0.35	0.099	ug/L	0.4960	ND	70	20.7-143.6			
Dieldrin	0.73	0.099	ug/L	0.9921	ND	73	53.5-127.4			
Endrin	0.74	0.099	ug/L	0.9921	ND	75	52.9-133.2			
gamma-BHC	0.34	0.099	ug/L	0.4960	ND	69	51.9-134.6			
Heptachlor	0.34	0.099	ug/L	0.4960	ND	68	32.7-141.3			
Surrogate: Decachlorobiphenyl	*0.740*		*ug/L*	*0.9921*		*75*	*51.1-138.5*			
Surrogate: Tetrachloro-m-xylene	*0.619*		*ug/L*	*0.9921*		*62*	*39.1-120*			
Matrix Spike Dup (1304394-MSD1)		**Source: 13D0680-01**		Prepared: 04/30/2013 Analyzed: 05/10/2013						
4,4´-DDT	0.76	0.10	ug/L	0.9970	ND	76	16.5-164.5	8	30	
Aldrin	0.37	0.10	ug/L	0.4985	ND	75	20.7-143.6	7	30	
Dieldrin	0.78	0.10	ug/L	0.9970	ND	78	53.5-127.4	6	30	
Endrin	0.79	0.10	ug/L	0.9970	ND	80	52.9-133.2	7	30	
gamma-BHC	0.36	0.10	ug/L	0.4985	ND	73	51.9-134.6	6	30	
Heptachlor	0.36	0.10	ug/L	0.4985	ND	73	32.7-141.3	7	30	
Surrogate: Decachlorobiphenyl	*0.829*		*ug/L*	*0.9970*		*83*	*51.1-138.5*			
Surrogate: Tetrachloro-m-xylene	*0.672*		*ug/L*	*0.9970*		*67*	*39.1-120*			

Client: University of Arizona- Risk Management Services
Project: Page Ranch
Work Order: 13D0680
Date Received: 04/24/2013

QC Summary

Analyte	Result	Reporting Limit	Units	Spike Level	Source Result	%REC	%REC Limits	RPD	RPD Limit	Qual
Batch 1304327 - EPA 524.2										

Client: University of Arizona- Risk Management Services
Project: Page Ranch
Work Order: 13D0680
Date Received: 04/24/2013

QC Summary

Analyte	Result	Reporting Limit	Units	Spike Level	Source Result	%REC	%REC Limits	RPD	RPD Limit	Qual
Batch 1304327 - EPA 524.2										
Blank (1304327-BLK1)				Prepared & Analyzed: 04/25/2013						
1,1,1,2-Tetrachloroethane	ND	0.00050	mg/L							
1,1,1-Trichloroethane	ND	0.00050	mg/L							
1,1,2,2-Tetrachloroethane	ND	0.00050	mg/L							
1,1,2-Trichloroethane	ND	0.00050	mg/L							
1,1-Dichloroethane	ND	0.00050	mg/L							
1,1-Dichloroethene	ND	0.00050	mg/L							
1,1-Dichloropropene	ND	0.00050	mg/L							
1,2,3-Trichlorobenzene	ND	0.00050	mg/L							
1,2,3-Trichloropropane	ND	0.00050	mg/L							
1,2,4-Trichlorobenzene	ND	0.00050	mg/L							
1,2,4-Trimethylbenzene	ND	0.00050	mg/L							
1,2-Dichlorobenzene	ND	0.00050	mg/L							
1,2-Dichloroethane	ND	0.00050	mg/L							
1,2-Dichloropropane	ND	0.00050	mg/L							
1,3,5-Trimethylbenzene	ND	0.00050	mg/L							
1,3-Dichlorobenzene	ND	0.00050	mg/L							
1,3-Dichloropropane	ND	0.00050	mg/L							
1,4-Dichlorobenzene	ND	0.00050	mg/L							
2,2-Dichloropropane	ND	0.00050	mg/L							
2-Chlorotoluene	ND	0.00050	mg/L							
4-Chlorotoluene	ND	0.00050	mg/L							
4-Isopropyltoluene	ND	0.00050	mg/L							
Benzene	ND	0.00050	mg/L							
Bromobenzene	ND	0.00050	mg/L							
Bromochloromethane	ND	0.00050	mg/L							
Bromodichloromethane	ND	0.00050	mg/L							
Bromoform	ND	0.00050	mg/L							
Bromomethane	ND	0.00050	mg/L							
Carbon tetrachloride	ND	0.00050	mg/L							
Chlorobenzene	ND	0.00050	mg/L							
Chloroethane	ND	0.00050	mg/L							
Chloroform	ND	0.00050	mg/L							
Chloromethane	ND	0.00050	mg/L							
cis-1,2-Dichloroethene	ND	0.00050	mg/L							
cis-1,3-Dichloropropene	ND	0.00050	mg/L							
Dibromochloromethane	ND	0.00050	mg/L							
Dibromomethane	ND	0.00050	mg/L							
Dichlorodifluoromethane	ND	0.00050	mg/L							
Ethylbenzene	ND	0.00050	mg/L							
Hexachlorobutadiene	ND	0.00050	mg/L							
Isopropylbenzene	ND	0.00050	mg/L							
Methylene chloride	ND	0.00050	mg/L							
Naphthalene	ND	0.00050	mg/L							
n-Butylbenzene	ND	0.00050	mg/L							
n-Propylbenzene	ND	0.00050	mg/L							
sec-Butylbenzene	ND	0.00050	mg/L							
Styrene	ND	0.00050	mg/L							
tert-Butylbenzene	ND	0.00050	mg/L							

Client: University of Arizona- Risk Management Services
Project: Page Ranch
Work Order: 13D0680
Date Received: 04/24/2013

QC Summary

Analyte	Result	Reporting Limit	Units	Spike Level	Source Result	%REC	%REC Limits	RPD	RPD Limit	Qual
Batch 1304327 - EPA 524.2										
Blank (1304327-BLK1)				Prepared & Analyzed: 04/25/2013						
Tetrachloroethene	ND	0.00050	mg/L							
Toluene	ND	0.00050	mg/L							
trans-1,2-Dichloroethene	ND	0.00050	mg/L							
trans-1,3-Dichloropropene	ND	0.00050	mg/L							
Trichloroethene	ND	0.00050	mg/L							
Trichlorofluoromethane	ND	0.00050	mg/L							
TTHMs	ND	0.00050	mg/L							
Vinyl chloride	ND	0.00050	mg/L							
Xylenes, Total	ND	0.0015	mg/L							
Surrogate: 1,2-Dichlorobenzene-d4	*0.96*		*ug/L*	*1.000*		*96*	*70-130*			
Surrogate: 4-Bromofluorobenzene	*0.98*		*ug/L*	*1.000*		*98*	*70-130*			

Client: University of Arizona- Risk Management Services
Project: Page Ranch
Work Order: 13D0680
Date Received: 04/24/2013

QC Summary

Analyte	Result	Reporting Limit	Units	Spike Level	Source Result	%REC	%REC Limits	RPD	RPD Limit	Qual
Batch 1304327 - EPA 524.2										
LCS (1304327-BS1)				Prepared & Analyzed: 04/25/2013						
1,1,1,2-Tetrachloroethane	0.010	0.00050	mg/L	0.01000		104	70-130			
1,1,1-Trichloroethane	0.010	0.00050	mg/L	0.01000		103	70-130			
1,1,2,2-Tetrachloroethane	0.011	0.00050	mg/L	0.01000		114	70-130			
1,1,2-Trichloroethane	0.011	0.00050	mg/L	0.01000		111	70-130			
1,1-Dichloroethane	0.012	0.00050	mg/L	0.01000		117	70-130			
1,1-Dichloroethene	0.0092	0.00050	mg/L	0.01000		92	70-130			
1,1-Dichloropropene	0.0094	0.00050	mg/L	0.01000		94	70-130			
1,2,3-Trichlorobenzene	0.011	0.00050	mg/L	0.01000		114	70-130			
1,2,3-Trichloropropane	0.011	0.00050	mg/L	0.01000		114	70-130			
1,2,4-Trichlorobenzene	0.011	0.00050	mg/L	0.01000		108	70-130			
1,2,4-Trimethylbenzene	0.010	0.00050	mg/L	0.01000		103	70-130			
1,2-Dichlorobenzene	0.011	0.00050	mg/L	0.01000		107	70-130			
1,2-Dichloroethane	0.011	0.00050	mg/L	0.01000		109	70-130			
1,2-Dichloropropane	0.010	0.00050	mg/L	0.01000		102	70-130			
1,3,5-Trimethylbenzene	0.010	0.00050	mg/L	0.01000		103	70-130			
1,3-Dichlorobenzene	0.010	0.00050	mg/L	0.01000		101	70-130			
1,3-Dichloropropane	0.011	0.00050	mg/L	0.01000		109	70-130			
1,4-Dichlorobenzene	0.010	0.00050	mg/L	0.01000		101	70-130			
2,2-Dichloropropane	0.0098	0.00050	mg/L	0.01000		98	70-130			
2-Chlorotoluene	0.010	0.00050	mg/L	0.01000		103	70-130			
4-Chlorotoluene	0.010	0.00050	mg/L	0.01000		101	70-130			
4-Isopropyltoluene	0.010	0.00050	mg/L	0.01000		102	70-130			
Benzene	0.0099	0.00050	mg/L	0.01000		99	70-130			
Bromobenzene	0.011	0.00050	mg/L	0.01000		106	70-130			
Bromochloromethane	0.011	0.00050	mg/L	0.01000		109	70-130			
Bromodichloromethane	0.010	0.00050	mg/L	0.01000		104	70-130			
Bromoform	0.011	0.00050	mg/L	0.01000		106	70-130			
Bromomethane	0.011	0.00050	mg/L	0.01000		106	70-130			
Carbon tetrachloride	0.0099	0.00050	mg/L	0.01000		99	70-130			
Chlorobenzene	0.0099	0.00050	mg/L	0.01000		99	70-130			
Chloroethane	0.010	0.00050	mg/L	0.01000		101	70-130			
Chloroform	0.010	0.00050	mg/L	0.01000		103	70-130			
Chloromethane	0.0089	0.00050	mg/L	0.01000		89	70-130			
cis-1,2-Dichloroethene	0.0098	0.00050	mg/L	0.01000		98	70-130			
cis-1,3-Dichloropropene	0.010	0.00050	mg/L	0.01000		102	70-130			
Dibromochloromethane	0.011	0.00050	mg/L	0.01000		108	70-130			
Dibromomethane	0.011	0.00050	mg/L	0.01000		107	70-130			
Dichlorodifluoromethane	0.0093	0.00050	mg/L	0.01000		93	70-130			
Ethylbenzene	0.010	0.00050	mg/L	0.01000		100	70-130			
Hexachlorobutadiene	0.010	0.00050	mg/L	0.01000		101	70-130			
Isopropylbenzene	0.010	0.00050	mg/L	0.01000		102	70-130			
Methyl tert-Butyl Ether (MTBE)	0.011	0.00050	mg/L	0.01000		112	0-200			
Methylene chloride	0.011	0.00050	mg/L	0.01000		106	70-130			R6
Naphthalene	0.011	0.00050	mg/L	0.01000		114	70-130			
n-Butylbenzene	0.010	0.00050	mg/L	0.01000		100	70-130			
n-Propylbenzene	0.010	0.00050	mg/L	0.01000		100	70-130			
sec-Butylbenzene	0.010	0.00050	mg/L	0.01000		102	70-130			
Styrene	0.010	0.00050	mg/L	0.01000		104	70-130			

Client: University of Arizona- Risk Management Services
Project: Page Ranch
Work Order: 13D0680
Date Received: 04/24/2013

QC Summary

Analyte	Result	Reporting Limit	Units	Spike Level	Source Result	%REC	%REC Limits	RPD	RPD Limit	Qual
Batch 1304327 - EPA 524.2										
LCS (1304327-BS1)				Prepared & Analyzed: 04/25/2013						
tert-Butylbenzene	0.010	0.00050	mg/L	0.01000		103	70-130			
Tetrachloroethene	0.0098	0.00050	mg/L	0.01000		98	70-130			
Toluene	0.0096	0.00050	mg/L	0.01000		96	70-130			
trans-1,2-Dichloroethene	0.0081	0.00050	mg/L	0.01000		81	70-130			R6
trans-1,3-Dichloropropene	0.010	0.00050	mg/L	0.01000		101	70-130			
Trichloroethene	0.0093	0.00050	mg/L	0.01000		93	70-130			
Trichlorofluoromethane	0.010	0.00050	mg/L	0.01000		103	70-130			
TTHMs	0.042	0.00050	mg/L				70-130			
Vinyl chloride	0.0094	0.00050	mg/L	0.01000		94	70-130			
Xylenes, Total	0.030	0.0015	mg/L	0.03000		100	70-130			
Surrogate: 1,2-Dichlorobenzene-d4	*1.1*		*ug/L*	*1.000*		*112*	*70-130*			
Surrogate: 4-Bromofluorobenzene	*1.1*		*ug/L*	*1.000*		*110*	*70-130*			

Client: University of Arizona- Risk Management Services
Project: Page Ranch
Work Order: 13D0680
Date Received: 04/24/2013

QC Summary

Analyte	Result	Reporting Limit	Units	Spike Level	Source Result	%REC	%REC Limits	RPD	RPD Limit	Qual
Batch 1304327 - EPA 524.2										
LCS Dup (1304327-BSD1)				Prepared & Analyzed: 04/25/2013						
1,1,1,2-Tetrachloroethane	0.010	0.00050	mg/L	0.01000		104	70-130	0.1	20	
1,1,1-Trichloroethane	0.011	0.00050	mg/L	0.01000		107	70-130	4	20	
1,1,2,2-Tetrachloroethane	0.011	0.00050	mg/L	0.01000		108	70-130	6	20	
1,1,2-Trichloroethane	0.011	0.00050	mg/L	0.01000		108	70-130	3	20	
1,1-Dichloroethane	0.010	0.00050	mg/L	0.01000		102	70-130	13	20	
1,1-Dichloroethene	0.011	0.00050	mg/L	0.01000		112	70-130	20	20	
1,1-Dichloropropene	0.011	0.00050	mg/L	0.01000		105	70-130	11	20	
1,2,3-Trichlorobenzene	0.011	0.00050	mg/L	0.01000		112	70-130	2	20	
1,2,3-Trichloropropane	0.011	0.00050	mg/L	0.01000		108	70-130	5	20	
1,2,4-Trichlorobenzene	0.011	0.00050	mg/L	0.01000		112	70-130	3	20	
1,2,4-Trimethylbenzene	0.011	0.00050	mg/L	0.01000		108	70-130	5	20	
1,2-Dichlorobenzene	0.011	0.00050	mg/L	0.01000		110	70-130	2	20	
1,2-Dichloroethane	0.011	0.00050	mg/L	0.01000		109	70-130	0.09	20	
1,2-Dichloropropane	0.010	0.00050	mg/L	0.01000		103	70-130	1	20	
1,3,5-Trimethylbenzene	0.011	0.00050	mg/L	0.01000		109	70-130	5	20	
1,3-Dichlorobenzene	0.011	0.00050	mg/L	0.01000		109	70-130	8	20	
1,3-Dichloropropane	0.011	0.00050	mg/L	0.01000		108	70-130	0.6	20	
1,4-Dichlorobenzene	0.011	0.00050	mg/L	0.01000		110	70-130	8	20	
2,2-Dichloropropane	0.011	0.00050	mg/L	0.01000		105	70-130	7	20	
2-Chlorotoluene	0.011	0.00050	mg/L	0.01000		108	70-130	5	20	
4-Chlorotoluene	0.011	0.00050	mg/L	0.01000		109	70-130	7	20	
4-Isopropyltoluene	0.011	0.00050	mg/L	0.01000		108	70-130	6	20	
Benzene	0.010	0.00050	mg/L	0.01000		104	70-130	6	20	
Bromobenzene	0.011	0.00050	mg/L	0.01000		109	70-130	3	20	
Bromochloromethane	0.011	0.00050	mg/L	0.01000		113	70-130	4	20	
Bromodichloromethane	0.011	0.00050	mg/L	0.01000		107	70-130	2	20	
Bromoform	0.010	0.00050	mg/L	0.01000		103	70-130	3	20	
Bromomethane	0.012	0.00050	mg/L	0.01000		120	70-130	13	20	
Carbon tetrachloride	0.010	0.00050	mg/L	0.01000		102	70-130	3	20	
Chlorobenzene	0.011	0.00050	mg/L	0.01000		107	70-130	8	20	
Chloroethane	0.011	0.00050	mg/L	0.01000		107	70-130	5	20	
Chloroform	0.011	0.00050	mg/L	0.01000		107	70-130	4	20	
Chloromethane	0.0097	0.00050	mg/L	0.01000		97	70-130	8	20	
cis-1,2-Dichloroethene	0.011	0.00050	mg/L	0.01000		107	70-130	9	20	
cis-1,3-Dichloropropene	0.010	0.00050	mg/L	0.01000		105	70-130	3	20	
Dibromochloromethane	0.010	0.00050	mg/L	0.01000		105	70-130	3	20	
Dibromomethane	0.011	0.00050	mg/L	0.01000		109	70-130	1	20	
Dichlorodifluoromethane	0.0095	0.00050	mg/L	0.01000		95	70-130	2	20	
Ethylbenzene	0.011	0.00050	mg/L	0.01000		106	70-130	6	20	
Hexachlorobutadiene	0.011	0.00050	mg/L	0.01000		108	70-130	7	20	
Isopropylbenzene	0.011	0.00050	mg/L	0.01000		107	70-130	5	20	
Methyl tert-Butyl Ether (MTBE)	0.011	0.00050	mg/L	0.01000		108	0-200	4	200	
Methylene chloride	0.0084	0.00050	mg/L	0.01000		84	70-130	23	20	R6
Naphthalene	0.011	0.00050	mg/L	0.01000		108	70-130	5	20	
n-Butylbenzene	0.011	0.00050	mg/L	0.01000		108	70-130	7	20	
n-Propylbenzene	0.011	0.00050	mg/L	0.01000		107	70-130	6	20	
sec-Butylbenzene	0.011	0.00050	mg/L	0.01000		107	70-130	5	20	
Styrene	0.011	0.00050	mg/L	0.01000		109	70-130	5	20	

Client: University of Arizona- Risk Management Services
Project: Page Ranch
Work Order: 13D0680
Date Received: 04/24/2013

QC Summary

Analyte	Result	Reporting Limit	Units	Spike Level	Source Result	%REC	%REC Limits	RPD	RPD Limit	Qual
Batch 1304327 - EPA 524.2										
LCS Dup (1304327-BSD1)				Prepared & Analyzed: 04/25/2013						
tert-Butylbenzene	0.011	0.00050	mg/L	0.01000		108	70-130	5	20	
Tetrachloroethene	0.011	0.00050	mg/L	0.01000		106	70-130	8	20	
Toluene	0.010	0.00050	mg/L	0.01000		103	70-130	7	20	
trans-1,2-Dichloroethene	0.011	0.00050	mg/L	0.01000		106	70-130	27	20	R6
trans-1,3-Dichloropropene	0.010	0.00050	mg/L	0.01000		103	70-130	1	20	
Trichloroethene	0.011	0.00050	mg/L	0.01000		105	70-130	13	20	
Trichlorofluoromethane	0.011	0.00050	mg/L	0.01000		106	70-130	3	20	
TTHMs	0.042	0.00050	mg/L				70-130	0.09	20	
Vinyl chloride	0.010	0.00050	mg/L	0.01000		102	70-130	9	20	
Xylenes, Total	0.032	0.0015	mg/L	0.03000		106	70-130	6	20	
Surrogate: 1,2-Dichlorobenzene-d4	*1.1*		*ug/L*	*1.000*		*106*	*70-130*			
Surrogate: 4-Bromofluorobenzene	*1.1*		*ug/L*	*1.000*		*114*	*70-130*			

Turner Laboratories, Inc.

Date: 06/07/2013

Client: University of Arizona- Risk Management Services
Project: Page Ranch
Work Order: 13D0680
Date Received: 04/24/2013

QC Summary

Analyte	Result	Reporting Limit	Units	Spike Level	Source Result	%REC	%REC Limits	RPD	RPD Limit	Qual
Batch 1305037 - E300										
Blank (1305037-BLK1)				Prepared & Analyzed: 05/03/2013						
Chloride	ND	1.0	mg/L							
Sulfate	ND	5.0	mg/L							
LCS (1305037-BS1)				Prepared & Analyzed: 05/03/2013						
Chloride	12	1.0	mg/L	12.50		96	90-110			
Sulfate	13	5.0	mg/L	12.50		100	90-110			
LCS Dup (1305037-BSD1)				Prepared & Analyzed: 05/03/2013						
Chloride	12	1.0	mg/L	12.50		96	90-110	0.08	10	
Sulfate	13	5.0	mg/L	12.50		100	90-110	0.09	10	
Matrix Spike (1305037-MS1)	**Source: 13E0079-01**			Prepared & Analyzed: 05/03/2013						
Chloride	18	1.0	mg/L	12.50	6.8	89	80-120			
Sulfate	24	5.0	mg/L	12.50	13	92	80-120			
Matrix Spike (1305037-MS3)	**Source: 13D0680-01**			Prepared & Analyzed: 05/03/2013						
Chloride	17	1.0	mg/L	12.50	6.0	92	80-120			
Sulfate	15	5.0	mg/L	12.50	3.3	91	80-120			
Matrix Spike Dup (1305037-MSD1)	**Source: 13E0079-01**			Prepared & Analyzed: 05/03/2013						
Chloride	18	1.0	mg/L	12.50	6.8	90	80-120	0.3	10	
Sulfate	24	5.0	mg/L	12.50	13	92	80-120	0.3	10	
Matrix Spike Dup (1305037-MSD3)	**Source: 13D0680-01**			Prepared & Analyzed: 05/03/2013						
Chloride	17	1.0	mg/L	12.50	6.0	91	80-120	0.1	10	
Sulfate	15	5.0	mg/L	12.50	3.3	90	80-120	0.7	10	

TURNER LABORATORIES INC.
2445 N. Coyote Drive, Suite 104
Tucson, Arizona 85745
(520) 882-5880
Fax: (520) 882-9788
www.turnerlabs.com

CHAIN OF CUSTODY/LABORATORY ANALYSIS REQUEST FORM

TURNER WORK ORDER # 13D0680 DATE 4/24/13 PAGE 1 OF 1

PROJECT NAME Page Ranch #
CONTACT NAME Lloyd Wundrock
COMPANY NAME UA Risk Management Services
ADDRESS PO Box 210300, Tucson, AZ 85721-0300
PHONE 621-1790 FAX 621-3706
SAMPLER'S SIGNATURE [signature]

CIRCLE ANALYSIS REQUESTED AND/OR CHECK THE APPROPRIATE BOX

SAMPLE I.D.	DATE	TIME	LAB I.D.	SAMPLE MATRIX*	NUMBER OF CONTAINERS	Base Neutrals 625/8270	Acids	Volatile Organics 624/524.2/8260	TTHMs	HAA5	Pesticides 8081	PCB's 8082	NO_2	NO_3	TKN	Oil and Grease Grav. 1664A	VOA	TCLP Analysis Semi-VOA	Pest.	TCLP	Dissolved	Metals Total	RCRA8	Total	Cyanide Amen.	WAD	SDWA-INORGANICS PRIMARY	SECONDARY	MPN	Coliform Colilert	pH	Cr_6	Cl_2	COD	BOD	TSS	200.7 Metals	300.0 Anions			
MW #2	4/24/13	1[:0]		GW	10	X	X		X																											X	X			

1. RELINQUISHED BY:
Signature [signature]
Printed Name LM WUNDROCK
Firm UofA
Date/Time 04-24-2013/12:05

2. RECEIVED BY:
Signature [signature]
Printed Name [signature]
Firm UofA
Date/Time 4/24/13 12:05

3. RELINQUISHED BY:
Signature [signature]
Printed Name [signature]
Firm UofA
Date/Time 4/24/13 1:05

4. RECEIVED BY:
Signature [signature]
Printed Name
TURNER LABORATORIES, INC.
Firm 4-24-13
Date/Time 13:05

TURNAROUND REQUIREMENTS:
- [x] Standard (approx. 10 days)*
- [ ] Next Day [ ] 2 Day [ ] 5 Day*
- [ ] Email Preliminary Results To:

* Working Days

REPORT REQUIREMENTS:
- [ ] I. Routine Report
- [ ] II. Report (includes DUP, MS, MSD, as required, may be charged as samples)
- [x] III. Date Validation Report (Includes All Raw Data) Add 10% to invoice

INVOICE INFORMATION:
Account [ ] Y [ ] N
P.O. #
Bill to:

SAMPLE RECEIPT:
Total Containers 10
Temperature 4.5
[x] Wet Ice [ ] Blue Ice

* LEGEND
DW = DRINKING WATER
GW = GROUNDWATER
SD = SOLID
SG = SLUDGE
SL = SOIL
ST = STORMWATER
WW = WASTEWATER

SPECIAL INSTRUCTIONS/COMMENTS:

Compliance Analysis: [ ] Yes [ ] No	Custody Seals [ ]	Preservation Confirmation [x]
ADEQ Forms: [ ] Yes [ ] No	Container Intact [x]	Appropriate Head Space [x]
Mail ADEQ Forms: [ ] Yes [ ] No	COC / Labels Agree [x]	Received Within Hold Time [x]

Metals-Mn, Na Anions-Cl, So4 QA/QC Level III Package
Hard Copy Report/Writable CD Send report to ADEQ Electronically

June 07, 2013

Jeff Christensen
University of Arizona- Risk Management Services
PO Box 210300, RM A414
Tucson, AZ 85721

TEL (520) 621-5861
FAX (520) 621-3706

Work Order No.: 13D0681

RE: Page Ranch

Dear Jeff Christensen,

Turner Laboratories, Inc. received 2 sample(s) on 04/24/2013 for the analyses presented in the following report.

All results are intended to be considered in their entirety, and Turner Laboratories, Inc. is not responsible for use of less than the complete report. Results apply only to the samples analyzed. Samples will be disposed of 30 days after issue of our report unless special arrangements are made.

The pages that follow may contain sensitive, privileged or confidential information intended solely for the addressee named above. If you receive this message and are not the agent or employee of the addressee, this communication has been sent in error. Please do not disseminate or copy any of the attached and notify the sender immediately by telephone. Please also return the attached sheet(s) to the sender by mail.

Please call if you have any questions.

Respectfully submitted,

Turner Laboratories, Inc.
ADHS License AZ0066

Terri L. Garcia

Terri Garcia
Technical Director

Client: University of Arizona- Risk Management Servic
Project: Page Ranch
Work Order: 13D0681
Date Received: 04/24/2013

Work Order Sample Summary

Lab Sample ID	Client Sample ID	Matrix	Collection Date/Time
13D0681-01	MW #1	Ground Water	04/24/2013 0815
13D0681-02	Trip Blank	Trip Blank	04/24/2013 0000

Client: University of Arizona- Risk Management Services
Project: Page Ranch
Work Order: 13D0681
Date Received: 04/24/2013

Case Narrative

M2	Matrix spike recovery was low; the associated LCS/LCSD was acceptable.
R6	LCS/LCSD RPD exceeded the method acceptance limit. Recovery met the acceptance criteria.
S6	Surrogate recovery was below laboratory and method acceptance limits. Reextraction and/or reanalysis confirms low recovery caused by matrix effect.
V1	CCV recovery was above method acceptance limits. This target analyte was not detected in the sample.

All soil, sludge, and solid matrix determinations are reported on a wet weight basis unless otherwise noted.

ND	Not Detected at or above the PQL
PQL	Practical Quantitation Limit
DF	Dilution Factor

Turner Laboratories, Inc.

Date: 06/07/2013

Client: University of Arizona- Risk Management Se
Project: Page Ranch
Work Order: 13D0681
Lab Sample ID: 13D0681-01

Client Sample ID: MW #1
Collection Date/Time: 04/24/2013 0815
Matrix: Ground Water

Analyses	Result	PQL	Qual	Units	DF	Prep Date	Analysis Date	Analyst
ICP Total Metals-E200.7								
Manganese	0.12	0.020		mg/L	1	04/25/2013 0935	04/27/2013 1612	RAD
Sodium	31	5.0		mg/L	1	04/25/2013 0935	04/27/2013 1612	RAD
Anions by Ion Chromatography-E300								
Chloride	6.0	1.0		mg/L	1	05/03/2013 1000	05/03/2013 2142	EW
Sulfate	ND	5.0		mg/L	1	05/03/2013 1000	05/03/2013 2142	EW
Volatile Organic Compounds by GC/MS-EPA 524.2								
1,1,1,2-Tetrachloroethane	ND	0.00050		mg/L	1	04/25/2013 1227	04/25/2013 2106	KP
1,1,1-Trichloroethane	ND	0.00050		mg/L	1	04/25/2013 1227	04/25/2013 2106	KP
1,1,2,2-Tetrachloroethane	ND	0.00050		mg/L	1	04/25/2013 1227	04/25/2013 2106	KP
1,1,2-Trichloroethane	ND	0.00050		mg/L	1	04/25/2013 1227	04/25/2013 2106	KP
1,1-Dichloroethane	ND	0.00050		mg/L	1	04/25/2013 1227	04/25/2013 2106	KP
1,1-Dichloroethene	ND	0.00050		mg/L	1	04/25/2013 1227	04/25/2013 2106	KP
1,1-Dichloropropene	ND	0.00050		mg/L	1	04/25/2013 1227	04/25/2013 2106	KP
1,2,3-Trichlorobenzene	ND	0.00050		mg/L	1	04/25/2013 1227	04/25/2013 2106	KP
1,2,3-Trichloropropane	ND	0.00050		mg/L	1	04/25/2013 1227	04/25/2013 2106	KP
1,2,4-Trichlorobenzene	ND	0.00050		mg/L	1	04/25/2013 1227	04/25/2013 2106	KP
1,2,4-Trimethylbenzene	ND	0.00050		mg/L	1	04/25/2013 1227	04/25/2013 2106	KP
1,2-Dichlorobenzene	ND	0.00050		mg/L	1	04/25/2013 1227	04/25/2013 2106	KP
1,2-Dichloroethane	ND	0.00050		mg/L	1	04/25/2013 1227	04/25/2013 2106	KP
1,2-Dichloropropane	ND	0.00050		mg/L	1	04/25/2013 1227	04/25/2013 2106	KP
1,3,5-Trimethylbenzene	ND	0.00050		mg/L	1	04/25/2013 1227	04/25/2013 2106	KP
1,3-Dichlorobenzene	ND	0.00050		mg/L	1	04/25/2013 1227	04/25/2013 2106	KP
1,3-Dichloropropane	ND	0.00050		mg/L	1	04/25/2013 1227	04/25/2013 2106	KP
1,4-Dichlorobenzene	ND	0.00050		mg/L	1	04/25/2013 1227	04/25/2013 2106	KP
2,2-Dichloropropane	ND	0.00050		mg/L	1	04/25/2013 1227	04/25/2013 2106	KP
2-Chlorotoluene	ND	0.00050		mg/L	1	04/25/2013 1227	04/25/2013 2106	KP
4-Chlorotoluene	ND	0.00050		mg/L	1	04/25/2013 1227	04/25/2013 2106	KP
4-Isopropyltoluene	ND	0.00050		mg/L	1	04/25/2013 1227	04/25/2013 2106	KP
Benzene	ND	0.00050		mg/L	1	04/25/2013 1227	04/25/2013 2106	KP
Bromobenzene	ND	0.00050		mg/L	1	04/25/2013 1227	04/25/2013 2106	KP
Bromochloromethane	ND	0.00050		mg/L	1	04/25/2013 1227	04/25/2013 2106	KP
Bromodichloromethane	ND	0.00050		mg/L	1	04/25/2013 1227	04/25/2013 2106	KP
Bromoform	ND	0.00050		mg/L	1	04/25/2013 1227	04/25/2013 2106	KP
Bromomethane	ND	0.00050		mg/L	1	04/25/2013 1227	04/25/2013 2106	KP
Carbon tetrachloride	ND	0.00050		mg/L	1	04/25/2013 1227	04/25/2013 2106	KP
Chlorobenzene	ND	0.00050		mg/L	1	04/25/2013 1227	04/25/2013 2106	KP
Chloroethane	ND	0.00050		mg/L	1	04/25/2013 1227	04/25/2013 2106	KP
Chloroform	ND	0.00050		mg/L	1	04/25/2013 1227	04/25/2013 2106	KP

Turner Laboratories, Inc.

Date: 06/07/2013

Client: University of Arizona- Risk Management Se
Project: Page Ranch
Work Order: 13D0681
Lab Sample ID: 13D0681-01

Client Sample ID: MW #1
Collection Date/Time: 04/24/2013 0815
Matrix: Ground Water

Analyses	Result	PQL	Qual	Units	DF	Prep Date	Analysis Date	Analyst
Chloromethane	ND	0.00050		mg/L	1	04/25/2013 1227	04/25/2013 2106	KP
cis-1,2-Dichloroethene	ND	0.00050		mg/L	1	04/25/2013 1227	04/25/2013 2106	KP
cis-1,3-Dichloropropene	ND	0.00050		mg/L	1	04/25/2013 1227	04/25/2013 2106	KP
Dibromochloromethane	ND	0.00050		mg/L	1	04/25/2013 1227	04/25/2013 2106	KP
Dibromomethane	ND	0.00050		mg/L	1	04/25/2013 1227	04/25/2013 2106	KP
Dichlorodifluoromethane	ND	0.00050		mg/L	1	04/25/2013 1227	04/25/2013 2106	KP
Ethylbenzene	ND	0.00050		mg/L	1	04/25/2013 1227	04/25/2013 2106	KP
Hexachlorobutadiene	ND	0.00050		mg/L	1	04/25/2013 1227	04/25/2013 2106	KP
Isopropylbenzene	ND	0.00050		mg/L	1	04/25/2013 1227	04/25/2013 2106	KP
Methylene chloride	ND	0.00050		mg/L	1	04/25/2013 1227	04/25/2013 2106	KP
Naphthalene	ND	0.00050		mg/L	1	04/25/2013 1227	04/25/2013 2106	KP
n-Butylbenzene	ND	0.00050		mg/L	1	04/25/2013 1227	04/25/2013 2106	KP
n-Propylbenzene	ND	0.00050		mg/L	1	04/25/2013 1227	04/25/2013 2106	KP
sec-Butylbenzene	ND	0.00050		mg/L	1	04/25/2013 1227	04/25/2013 2106	KP
Styrene	ND	0.00050		mg/L	1	04/25/2013 1227	04/25/2013 2106	KP
tert-Butylbenzene	ND	0.00050		mg/L	1	04/25/2013 1227	04/25/2013 2106	KP
Tetrachloroethene	ND	0.00050		mg/L	1	04/25/2013 1227	04/25/2013 2106	KP
Toluene	ND	0.00050		mg/L	1	04/25/2013 1227	04/25/2013 2106	KP
trans-1,2-Dichloroethene	ND	0.00050		mg/L	1	04/25/2013 1227	04/25/2013 2106	KP
trans-1,3-Dichloropropene	ND	0.00050		mg/L	1	04/25/2013 1227	04/25/2013 2106	KP
Trichloroethene	ND	0.00050		mg/L	1	04/25/2013 1227	04/25/2013 2106	KP
Trichlorofluoromethane	ND	0.00050		mg/L	1	04/25/2013 1227	04/25/2013 2106	KP
TTHMs	ND	0.00050		mg/L	1	04/25/2013 1227	04/25/2013 2106	KP
Vinyl chloride	ND	0.00050		mg/L	1	04/25/2013 1227	04/25/2013 2106	KP
Xylenes, Total	ND	0.0015		mg/L	1	04/25/2013 1227	04/25/2013 2106	KP
Surr: 1,2-Dichlorobenzene-d4	*96*	*70-130*		*%REC*	*1*	*04/25/2013 1227*	*04/25/2013 2106*	*KP*
Surr: 4-Bromofluorobenzene	*96*	*70-130*		*%REC*	*1*	*04/25/2013 1227*	*04/25/2013 2106*	*KP*
Organochlorine Pesticides-SW8081A								
4,4´-DDD	ND	0.099		ug/L	1	04/30/2013 1633	05/11/2013 0211	MD
4,4´-DDE	ND	0.099		ug/L	1	04/30/2013 1633	05/11/2013 0211	MD
4,4´-DDT	ND	0.099		ug/L	1	04/30/2013 1633	05/11/2013 0211	MD
Aldrin	ND	0.099		ug/L	1	04/30/2013 1633	05/11/2013 0211	MD
alpha-BHC	ND	0.099		ug/L	1	04/30/2013 1633	05/11/2013 0211	MD
alpha-Chlordane	ND	0.099		ug/L	1	04/30/2013 1633	05/11/2013 0754	MD
beta-BHC	ND	0.099		ug/L	1	04/30/2013 1633	05/11/2013 0211	MD
delta-BHC	ND	0.099		ug/L	1	04/30/2013 1633	05/11/2013 0211	MD
Dieldrin	ND	0.099		ug/L	1	04/30/2013 1633	05/11/2013 0211	MD
Endosulfan I	ND	0.099		ug/L	1	04/30/2013 1633	05/11/2013 0211	MD
Endosulfan II	ND	0.099		ug/L	1	04/30/2013 1633	05/11/2013 0211	MD
Endosulfan sulfate	ND	0.099		ug/L	1	04/30/2013 1633	05/11/2013 0211	MD
Endrin	ND	0.099		ug/L	1	04/30/2013 1633	05/11/2013 0211	MD

Client: University of Arizona- Risk Management Se
Project: Page Ranch
Work Order: 13D0681
Lab Sample ID: 13D0681-01
Client Sample ID: MW #1
Collection Date/Time: 04/24/2013 0815
Matrix: Ground Water

Analyses	Result	PQL	Qual	Units	DF	Prep Date	Analysis Date	Analyst
Endrin aldehyde	ND	0.099		ug/L	1	04/30/2013 1633	05/11/2013 0211	MD
Endrin ketone	ND	0.099		ug/L	1	04/30/2013 1633	05/11/2013 0211	MD
gamma-BHC	ND	0.099		ug/L	1	04/30/2013 1633	05/11/2013 0211	MD
gamma-Chlordane	ND	0.099		ug/L	1	04/30/2013 1633	05/11/2013 0754	MD
Heptachlor	ND	0.099		ug/L	1	04/30/2013 1633	05/11/2013 0211	MD
Heptachlor epoxide	ND	0.099		ug/L	1	04/30/2013 1633	05/11/2013 0211	MD
Methoxychlor	ND	0.099		ug/L	1	04/30/2013 1633	05/11/2013 0211	MD
Toxaphene	ND	0.99		ug/L	1	04/30/2013 1633	05/11/2013 0211	MD
Surr: Decachlorobiphenyl	*76*	*51.1-138.5*		*%REC*	*1*	*04/30/2013 1633*	*05/11/2013 211*	*MD*
Surr: Tetrachloro-m-xylene	*63*	*39.1-120*		*%REC*	*1*	*04/30/2013 1633*	*05/11/2013 211*	*MD*
Semivolatile Organic Compounds-SW8270C								
1,2,4-Trichlorobenzene	ND	10		ug/L	1	04/25/2013 1712	05/05/2013 2055	MD
1,2-Dichlorobenzene	ND	10		ug/L	1	04/25/2013 1712	05/05/2013 2055	MD
1,3-Dichlorobenzene	ND	10		ug/L	1	04/25/2013 1712	05/05/2013 2055	MD
1,4-Dichlorobenzene	ND	10		ug/L	1	04/25/2013 1712	05/05/2013 2055	MD
2,4,5-Trichlorophenol	ND	10		ug/L	1	04/25/2013 1712	05/05/2013 2055	MD
2,4,6-Trichlorophenol	ND	10		ug/L	1	04/25/2013 1712	05/05/2013 2055	MD
2,4-Dichlorophenol	ND	10		ug/L	1	04/25/2013 1712	05/05/2013 2055	MD
2,4-Dimethylphenol	ND	10		ug/L	1	04/25/2013 1712	05/05/2013 2055	MD
2,4-Dinitrophenol	ND	50		ug/L	1	04/25/2013 1712	05/05/2013 2055	MD
2,4-Dinitrotoluene	ND	10		ug/L	1	04/25/2013 1712	05/05/2013 2055	MD
2,6-Dinitrotoluene	ND	10		ug/L	1	04/25/2013 1712	05/05/2013 2055	MD
2-Chloronaphthalene	ND	10		ug/L	1	04/25/2013 1712	05/05/2013 2055	MD
2-Chlorophenol	ND	10		ug/L	1	04/25/2013 1712	05/05/2013 2055	MD
2-Methylnaphthalene	ND	5.0	V1	ug/L	1	04/25/2013 1712	05/05/2013 2055	MD
2-Methylphenol	ND	10		ug/L	1	04/25/2013 1712	05/05/2013 2055	MD
2-Nitroaniline	ND	20		ug/L	1	04/25/2013 1712	05/05/2013 2055	MD
2-Nitrophenol	ND	10		ug/L	1	04/25/2013 1712	05/05/2013 2055	MD
3,3´-Dichlorobenzidine	ND	20		ug/L	1	04/25/2013 1712	05/05/2013 2055	MD
3,4-Methylphenol	ND	10		ug/L	1	04/25/2013 1712	05/05/2013 2055	MD
3-Nitroaniline	ND	20		ug/L	1	04/25/2013 1712	05/05/2013 2055	MD
4,6-Dinitro-2-methylphenol	ND	20		ug/L	1	04/25/2013 1712	05/05/2013 2055	MD
4-Bromophenyl phenyl ether	ND	10		ug/L	1	04/25/2013 1712	05/05/2013 2055	MD
4-Chloro-3-methylphenol	ND	10		ug/L	1	04/25/2013 1712	05/05/2013 2055	MD
4-Chloroaniline	ND	20		ug/L	1	04/25/2013 1712	05/05/2013 2055	MD
4-Chlorophenyl phenyl ether	ND	10		ug/L	1	04/25/2013 1712	05/05/2013 2055	MD
4-Nitroaniline	ND	20		ug/L	1	04/25/2013 1712	05/05/2013 2055	MD
4-Nitrophenol	ND	50		ug/L	1	04/25/2013 1712	05/05/2013 2055	MD
Acenaphthene	ND	5.0		ug/L	1	04/25/2013 1712	05/05/2013 2055	MD
Acenaphthylene	ND	5.0		ug/L	1	04/25/2013 1712	05/05/2013 2055	MD
Aniline	ND	20		ug/L	1	04/25/2013 1712	05/05/2013 2055	MD

Turner Laboratories, Inc.

Date: 06/07/2013

Client: University of Arizona- Risk Management Se
Project: Page Ranch
Work Order: 13D0681
Lab Sample ID: 13D0681-01

Client Sample ID: MW #1
Collection Date/Time: 04/24/2013 0815
Matrix: Ground Water

Analyses	Result	PQL	Qual	Units	DF	Prep Date	Analysis Date	Analyst
Anthracene	ND	5.0		ug/L	1	04/25/2013 1712	05/05/2013 2055	MD
Benzo[a]anthracene	ND	5.0		ug/L	1	04/25/2013 1712	05/05/2013 2055	MD
Benzo[a]pyrene	ND	5.0		ug/L	1	04/25/2013 1712	05/05/2013 2055	MD
Benzo[b,k]fluoranthene	ND	10		ug/L	1	04/25/2013 1712	05/05/2013 2055	MD
Benzo[g,h,i]perylene	ND	5.0		ug/L	1	04/25/2013 1712	05/05/2013 2055	MD
Benzoic acid	ND	50		ug/L	1	04/25/2013 1712	05/05/2013 2055	MD
Benzyl alcohol	ND	5.0		ug/L	1	04/25/2013 1712	05/05/2013 2055	MD
Bis(2-chloroethoxy)methane	ND	10		ug/L	1	04/25/2013 1712	05/05/2013 2055	MD
Bis(2-chloroethyl)ether	ND	10		ug/L	1	04/25/2013 1712	05/05/2013 2055	MD
Bis(2-chloroisopropyl)ether	ND	10		ug/L	1	04/25/2013 1712	05/05/2013 2055	MD
Bis(2-ethylhexyl)phthalate	ND	10		ug/L	1	04/25/2013 1712	05/05/2013 2055	MD
Butyl benzyl phthalate	ND	10		ug/L	1	04/25/2013 1712	05/05/2013 2055	MD
Chrysene	ND	5.0		ug/L	1	04/25/2013 1712	05/05/2013 2055	MD
Dibenzo[a,h]anthracene	ND	5.0		ug/L	1	04/25/2013 1712	05/05/2013 2055	MD
Dibenzofuran	ND	5.0		ug/L	1	04/25/2013 1712	05/05/2013 2055	MD
Diethyl phthalate	ND	10		ug/L	1	04/25/2013 1712	05/05/2013 2055	MD
Dimethyl phthalate	ND	10		ug/L	1	04/25/2013 1712	05/05/2013 2055	MD
Di-n-butyl phthalate	ND	10		ug/L	1	04/25/2013 1712	05/05/2013 2055	MD
Di-n-octyl phthalate	ND	10		ug/L	1	04/25/2013 1712	05/05/2013 2055	MD
Fluoranthene	ND	5.0		ug/L	1	04/25/2013 1712	05/05/2013 2055	MD
Fluorene	ND	5.0		ug/L	1	04/25/2013 1712	05/05/2013 2055	MD
Hexachlorobenzene	ND	10		ug/L	1	04/25/2013 1712	05/05/2013 2055	MD
Hexachlorobutadiene	ND	10		ug/L	1	04/25/2013 1712	05/05/2013 2055	MD
Hexachlorocyclopentadiene	ND	10		ug/L	1	04/25/2013 1712	05/05/2013 2055	MD
Hexachloroethane	ND	10		ug/L	1	04/25/2013 1712	05/05/2013 2055	MD
Indeno[1,2,3-cd]pyrene	ND	5.0		ug/L	1	04/25/2013 1712	05/05/2013 2055	MD
Isophorone	ND	10		ug/L	1	04/25/2013 1712	05/05/2013 2055	MD
Naphthalene	ND	5.0		ug/L	1	04/25/2013 1712	05/05/2013 2055	MD
Nitrobenzene	ND	10		ug/L	1	04/25/2013 1712	05/05/2013 2055	MD
N-Nitrosodimethylamine	ND	10		ug/L	1	04/25/2013 1712	05/05/2013 2055	MD
N-Nitrosodiphenylamine	ND	10		ug/L	1	04/25/2013 1712	05/05/2013 2055	MD
N-Nitrosodipropylamine	ND	10		ug/L	1	04/25/2013 1712	05/05/2013 2055	MD
Pentachlorophenol	ND	30		ug/L	1	04/25/2013 1712	05/05/2013 2055	MD
Phenanthrene	ND	5.0		ug/L	1	04/25/2013 1712	05/05/2013 2055	MD
Phenol	ND	10		ug/L	1	04/25/2013 1712	05/05/2013 2055	MD
Pyrene	ND	5.0		ug/L	1	04/25/2013 1712	05/05/2013 2055	MD
Surr: 2,4,6-Tribromophenol	*78*	*61.48-125.9*		*%REC*	*1*	*04/25/2013 1712*	*05/05/2013 2055*	*MD*
Surr: 2-Fluorobiphenyl	*60*	*41.02-91.53*		*%REC*	*1*	*04/25/2013 1712*	*05/05/2013 2055*	*MD*
Surr: 2-Fluorophenol	*34*	*38.35-57.43S6*		*%REC*	*1*	*04/25/2013 1712*	*05/05/2013 2055*	*MD*
Surr: 4-Terphenyl-d14	*60*	*14.66-124.1*		*%REC*	*1*	*04/25/2013 1712*	*05/05/2013 2055*	*MD*
Surr: Nitrobenzene-d5	*77*	*49.49-85.19*		*%REC*	*1*	*04/25/2013 1712*	*05/05/2013 2055*	*MD*
Surr: Phenol-d6	*59*	*28.68-69.45*		*%REC*	*1*	*04/25/2013 1712*	*05/05/2013 2055*	*MD*

Turner Laboratories, Inc.

Date: 06/07/2013

Client:	University of Arizona- Risk Management Se	**Client Sample ID:**	MW #1
Project:	Page Ranch	**Collection Date/Time:**	04/24/2013 0815
Work Order:	13D0681	**Matrix:**	Ground Water
Lab Sample ID:	13D0681-01		

Analyses	Result	PQL	Qual	Units	DF	Prep Date	Analysis Date	Analyst

Turner Laboratories, Inc.

Date: 06/07/2013

Client: University of Arizona- Risk Management Se
Project: Page Ranch
Work Order: 13D0681
Lab Sample ID: 13D0681-02

Client Sample ID: Trip Blank
Collection Date/Time: 04/24/2013 0000
Matrix: Trip Blank

Analyses	Result	PQL	Qual	Units	DF	Prep Date	Analysis Date	Analyst
Volatile Organic Compounds by GC/MS-EPA 524.2								
1,1,1,2-Tetrachloroethane	ND	0.00050		mg/L	1	04/25/2013 1227	04/25/2013 2138	KP
1,1,1-Trichloroethane	ND	0.00050		mg/L	1	04/25/2013 1227	04/25/2013 2138	KP
1,1,2,2-Tetrachloroethane	ND	0.00050		mg/L	1	04/25/2013 1227	04/25/2013 2138	KP
1,1,2-Trichloroethane	ND	0.00050		mg/L	1	04/25/2013 1227	04/25/2013 2138	KP
1,1-Dichloroethane	ND	0.00050		mg/L	1	04/25/2013 1227	04/25/2013 2138	KP
1,1-Dichloroethene	ND	0.00050		mg/L	1	04/25/2013 1227	04/25/2013 2138	KP
1,1-Dichloropropene	ND	0.00050		mg/L	1	04/25/2013 1227	04/25/2013 2138	KP
1,2,3-Trichlorobenzene	ND	0.00050		mg/L	1	04/25/2013 1227	04/25/2013 2138	KP
1,2,3-Trichloropropane	ND	0.00050		mg/L	1	04/25/2013 1227	04/25/2013 2138	KP
1,2,4-Trichlorobenzene	ND	0.00050		mg/L	1	04/25/2013 1227	04/25/2013 2138	KP
1,2,4-Trimethylbenzene	ND	0.00050		mg/L	1	04/25/2013 1227	04/25/2013 2138	KP
1,2-Dichlorobenzene	ND	0.00050		mg/L	1	04/25/2013 1227	04/25/2013 2138	KP
1,2-Dichloroethane	ND	0.00050		mg/L	1	04/25/2013 1227	04/25/2013 2138	KP
1,2-Dichloropropane	ND	0.00050		mg/L	1	04/25/2013 1227	04/25/2013 2138	KP
1,3,5-Trimethylbenzene	ND	0.00050		mg/L	1	04/25/2013 1227	04/25/2013 2138	KP
1,3-Dichlorobenzene	ND	0.00050		mg/L	1	04/25/2013 1227	04/25/2013 2138	KP
1,3-Dichloropropane	ND	0.00050		mg/L	1	04/25/2013 1227	04/25/2013 2138	KP
1,4-Dichlorobenzene	ND	0.00050		mg/L	1	04/25/2013 1227	04/25/2013 2138	KP
2,2-Dichloropropane	ND	0.00050		mg/L	1	04/25/2013 1227	04/25/2013 2138	KP
2-Chlorotoluene	ND	0.00050		mg/L	1	04/25/2013 1227	04/25/2013 2138	KP
4-Chlorotoluene	ND	0.00050		mg/L	1	04/25/2013 1227	04/25/2013 2138	KP
4-Isopropyltoluene	ND	0.00050		mg/L	1	04/25/2013 1227	04/25/2013 2138	KP
Benzene	ND	0.00050		mg/L	1	04/25/2013 1227	04/25/2013 2138	KP
Bromobenzene	ND	0.00050		mg/L	1	04/25/2013 1227	04/25/2013 2138	KP
Bromochloromethane	ND	0.00050		mg/L	1	04/25/2013 1227	04/25/2013 2138	KP
Bromodichloromethane	ND	0.00050		mg/L	1	04/25/2013 1227	04/25/2013 2138	KP
Bromoform	ND	0.00050		mg/L	1	04/25/2013 1227	04/25/2013 2138	KP
Bromomethane	ND	0.00050		mg/L	1	04/25/2013 1227	04/25/2013 2138	KP
Carbon tetrachloride	ND	0.00050		mg/L	1	04/25/2013 1227	04/25/2013 2138	KP
Chlorobenzene	ND	0.00050		mg/L	1	04/25/2013 1227	04/25/2013 2138	KP
Chloroethane	ND	0.00050		mg/L	1	04/25/2013 1227	04/25/2013 2138	KP
Chloroform	ND	0.00050		mg/L	1	04/25/2013 1227	04/25/2013 2138	KP
Chloromethane	ND	0.00050		mg/L	1	04/25/2013 1227	04/25/2013 2138	KP
cis-1,2-Dichloroethene	ND	0.00050		mg/L	1	04/25/2013 1227	04/25/2013 2138	KP
cis-1,3-Dichloropropene	ND	0.00050		mg/L	1	04/25/2013 1227	04/25/2013 2138	KP
Dibromochloromethane	ND	0.00050		mg/L	1	04/25/2013 1227	04/25/2013 2138	KP
Dibromomethane	ND	0.00050		mg/L	1	04/25/2013 1227	04/25/2013 2138	KP
Dichlorodifluoromethane	ND	0.00050		mg/L	1	04/25/2013 1227	04/25/2013 2138	KP
Ethylbenzene	ND	0.00050		mg/L	1	04/25/2013 1227	04/25/2013 2138	KP
Hexachlorobutadiene	ND	0.00050		mg/L	1	04/25/2013 1227	04/25/2013 2138	KP
Isopropylbenzene	ND	0.00050		mg/L	1	04/25/2013 1227	04/25/2013 2138	KP

Turner Laboratories, Inc.

Date: 06/07/2013

Client: University of Arizona- Risk Management Se
Project: Page Ranch
Work Order: 13D0681
Lab Sample ID: 13D0681-02

Client Sample ID: Trip Blank
Collection Date/Time: 04/24/2013 0000
Matrix: Trip Blank

Analyses	Result	PQL	Qual	Units	DF	Prep Date	Analysis Date	Analyst
Methylene chloride	ND	0.00050		mg/L	1	04/25/2013 1227	04/25/2013 2138	KP
Naphthalene	ND	0.00050		mg/L	1	04/25/2013 1227	04/25/2013 2138	KP
n-Butylbenzene	ND	0.00050		mg/L	1	04/25/2013 1227	04/25/2013 2138	KP
n-Propylbenzene	ND	0.00050		mg/L	1	04/25/2013 1227	04/25/2013 2138	KP
sec-Butylbenzene	ND	0.00050		mg/L	1	04/25/2013 1227	04/25/2013 2138	KP
Styrene	ND	0.00050		mg/L	1	04/25/2013 1227	04/25/2013 2138	KP
tert-Butylbenzene	ND	0.00050		mg/L	1	04/25/2013 1227	04/25/2013 2138	KP
Tetrachloroethene	ND	0.00050		mg/L	1	04/25/2013 1227	04/25/2013 2138	KP
Toluene	ND	0.00050		mg/L	1	04/25/2013 1227	04/25/2013 2138	KP
trans-1,2-Dichloroethene	ND	0.00050		mg/L	1	04/25/2013 1227	04/25/2013 2138	KP
trans-1,3-Dichloropropene	ND	0.00050		mg/L	1	04/25/2013 1227	04/25/2013 2138	KP
Trichloroethene	ND	0.00050		mg/L	1	04/25/2013 1227	04/25/2013 2138	KP
Trichlorofluoromethane	ND	0.00050		mg/L	1	04/25/2013 1227	04/25/2013 2138	KP
TTHMs	ND	0.00050		mg/L	1	04/25/2013 1227	04/25/2013 2138	KP
Vinyl chloride	ND	0.00050		mg/L	1	04/25/2013 1227	04/25/2013 2138	KP
Xylenes, Total	ND	0.0015		mg/L	1	04/25/2013 1227	04/25/2013 2138	KP
Surr: 1,2-Dichlorobenzene-d4	*89*	*70-130*		*%REC*	*1*	*04/25/2013 1227*	*04/25/2013 2138*	*KP*
Surr: 4-Bromofluorobenzene	*94*	*70-130*		*%REC*	*1*	*04/25/2013 1227*	*04/25/2013 2138*	*KP*

Client: University of Arizona- Risk Management Services
Project: Page Ranch
Work Order: 13D0681
Date Received: 04/24/2013

QC Summary

Analyte	Result	Reporting Limit	Units	Spike Level	Source Result	%REC	%REC Limits	RPD	RPD Limit	Qual
Batch 1304321 - E200.7										
Blank (1304321-BLK1)				Prepared: 04/25/2013 Analyzed: 04/27/2013						
Manganese	ND	0.020	mg/L							
Sodium	ND	5.0	mg/L							
LCS (1304321-BS1)				Prepared: 04/25/2013 Analyzed: 04/27/2013						
Manganese	0.48	0.020	mg/L	0.5000		96	85-115			
Sodium	9.7	5.0	mg/L	10.00		97	85-115			
LCS Dup (1304321-BSD1)				Prepared: 04/25/2013 Analyzed: 04/27/2013						
Manganese	0.48	0.020	mg/L	0.5000		96	85-115	0.3	20	
Sodium	9.8	5.0	mg/L	10.00		98	85-115	0.8	20	
Matrix Spike (1304321-MS1)	**Source: 13D0670-01**			Prepared: 04/25/2013 Analyzed: 04/27/2013						
Manganese	0.52	0.020	mg/L	0.5000	0.054	93	70-130			
Sodium	18	5.0	mg/L	10.00	8.7	95	70-130			
Matrix Spike (1304321-MS2)	**Source: 13D0680-01**			Prepared: 04/25/2013 Analyzed: 04/27/2013						
Manganese	0.54	0.020	mg/L	0.5000	0.10	88	70-130			
Sodium	39	5.0	mg/L	10.00	31	84	70-130			

Client: University of Arizona- Risk Management Services
Project: Page Ranch
Work Order: 13D0681
Date Received: 04/24/2013

QC Summary

Analyte	Result	Reporting Limit	Units	Spike Level	Source Result	%REC	%REC Limits	RPD	RPD Limit	Qual
Batch 1304316 - SW8270C										

Client: University of Arizona- Risk Management Services
Project: Page Ranch
Work Order: 13D0681
Date Received: 04/24/2013

QC Summary

Analyte	Result	Reporting Limit	Units	Spike Level	Source Result	%REC	%REC Limits	RPD	RPD Limit	Qual
Batch 1304316 - SW8270C										
Blank (1304316-BLK1)				Prepared: 04/25/2013 Analyzed: 05/05/2013						
1,2,4-Trichlorobenzene	ND	10	ug/L							
1,2-Dichlorobenzene	ND	10	ug/L							
1,3-Dichlorobenzene	ND	10	ug/L							
1,4-Dichlorobenzene	ND	10	ug/L							
2,4,5-Trichlorophenol	ND	10	ug/L							
2,4,6-Trichlorophenol	ND	10	ug/L							
2,4-Dichlorophenol	ND	10	ug/L							
2,4-Dimethylphenol	ND	10	ug/L							
2,4-Dinitrophenol	ND	50	ug/L							
2,4-Dinitrotoluene	ND	10	ug/L							
2,6-Dinitrotoluene	ND	10	ug/L							
2-Chloronaphthalene	ND	10	ug/L							
2-Chlorophenol	ND	10	ug/L							
2-Methylnaphthalene	ND	5.0	ug/L							
2-Methylphenol	ND	10	ug/L							
2-Nitroaniline	ND	20	ug/L							
2-Nitrophenol	ND	10	ug/L							
3,3´-Dichlorobenzidine	ND	20	ug/L							
3,4-Methylphenol	ND	10	ug/L							
3-Nitroaniline	ND	20	ug/L							
4,6-Dinitro-2-methylphenol	ND	20	ug/L							
4-Bromophenyl phenyl ether	ND	10	ug/L							
4-Chloro-3-methylphenol	ND	10	ug/L							
4-Chloroaniline	ND	20	ug/L							
4-Chlorophenyl phenyl ether	ND	10	ug/L							
4-Nitroaniline	ND	20	ug/L							
4-Nitrophenol	ND	50	ug/L							
Acenaphthene	ND	5.0	ug/L							
Acenaphthylene	ND	5.0	ug/L							
Aniline	ND	20	ug/L							
Anthracene	ND	5.0	ug/L							
Benzo[a]anthracene	ND	5.0	ug/L							
Benzo[a]pyrene	ND	5.0	ug/L							
Benzo[b,k]fluoranthene	ND	10	ug/L							
Benzo[g,h,i]perylene	ND	5.0	ug/L							
Benzoic acid	ND	50	ug/L							
Benzyl alcohol	ND	5.0	ug/L							
Bis(2-chloroethoxy)methane	ND	10	ug/L							
Bis(2-chloroethyl)ether	ND	10	ug/L							
Bis(2-chloroisopropyl)ether	ND	10	ug/L							
Bis(2-ethylhexyl)phthalate	ND	10	ug/L							
Butyl benzyl phthalate	ND	10	ug/L							
Chrysene	ND	5.0	ug/L							
Dibenzo[a,h]anthracene	ND	5.0	ug/L							
Dibenzofuran	ND	5.0	ug/L							
Diethyl phthalate	ND	10	ug/L							
Dimethyl phthalate	ND	10	ug/L							
Di-n-butyl phthalate	ND	10	ug/L							

Client: University of Arizona- Risk Management Services
Project: Page Ranch
Work Order: 13D0681
Date Received: 04/24/2013

QC Summary

Analyte	Result	Reporting Limit	Units	Spike Level	Source Result	%REC	%REC Limits	RPD	RPD Limit	Qual
Batch 1304316 - SW8270C										
Blank (1304316-BLK1)				Prepared: 04/25/2013 Analyzed: 05/05/2013						
Di-n-octyl phthalate	ND	10	ug/L							
Fluoranthene	ND	5.0	ug/L							
Fluorene	ND	5.0	ug/L							
Hexachlorobenzene	ND	10	ug/L							
Hexachlorobutadiene	ND	10	ug/L							
Hexachlorocyclopentadiene	ND	10	ug/L							
Hexachloroethane	ND	10	ug/L							
Indeno[1,2,3-cd]pyrene	ND	5.0	ug/L							
Isophorone	ND	10	ug/L							
Naphthalene	ND	5.0	ug/L							
Nitrobenzene	ND	10	ug/L							
N-Nitrosodimethylamine	ND	10	ug/L							
N-Nitrosodiphenylamine	ND	10	ug/L							
N-Nitrosodipropylamine	ND	10	ug/L							
Pentachlorophenol	ND	30	ug/L							
Phenanthrene	ND	5.0	ug/L							
Phenol	ND	10	ug/L							
Pyrene	ND	5.0	ug/L							
Surrogate: 2,4,6-Tribromophenol	*82.1*		*ug/L*	*100.0*		*82*	*61.48-125.96*			
Surrogate: 2-Fluorobiphenyl	*63.8*		*ug/L*	*100.0*		*64*	*41.02-91.53*			
Surrogate: 2-Fluorophenol	*40.4*		*ug/L*	*100.0*		*40*	*38.35-57.43*			
Surrogate: 4-Terphenyl-d14	*52.1*		*ug/L*	*100.0*		*52*	*14.66-124.11*			
Surrogate: Nitrobenzene-d5	*66.6*		*ug/L*	*100.0*		*67*	*49.49-85.19*			
Surrogate: Phenol-d6	*53.9*		*ug/L*	*100.0*		*54*	*28.68-69.45*			
LCS (1304316-BS1)				Prepared: 04/25/2013 Analyzed: 05/14/2013						
1,2,4-Trichlorobenzene	37	10	ug/L	50.00		74	28.14-85.64			
1,4-Dichlorobenzene	28	10	ug/L	50.00		57	27.79-64.15			
2,4-Dinitrotoluene	31	10	ug/L	50.00		61	39.27-79.35			
2-Chlorophenol	62	10	ug/L	100.0		62	24.62-79.98			
4-Chloro-3-methylphenol	60	10	ug/L	100.0		60	37.66-82.55			
4-Nitrophenol	64	50	ug/L	100.0		64	26.58-91.73			
Acenaphthene	30	5.0	ug/L	50.00		59	41.63-72.14			
N-Nitrosodipropylamine	39	10	ug/L	50.00		78	36.81-88.63			
Pentachlorophenol	64	30	ug/L	100.0		64	32.14-95.92			
Phenol	48	10	ug/L	100.0		48	7.96-52.41			
Pyrene	33	5.0	ug/L	50.00		66	41.65-82.75			
Surrogate: 2,4,6-Tribromophenol	*78.6*		*ug/L*	*100.0*		*79*	*32.57-112.08*			
Surrogate: 2-Fluorobiphenyl	*64.6*		*ug/L*	*100.0*		*65*	*36.69-77.45*			
Surrogate: 2-Fluorophenol	*45.7*		*ug/L*	*100.0*		*46*	*0-86.73*			
Surrogate: 4-Terphenyl-d14	*51.9*		*ug/L*	*100.0*		*52*	*37.21-81.06*			
Surrogate: Nitrobenzene-d5	*66.0*		*ug/L*	*100.0*		*66*	*36.8-79.16*			
Surrogate: Phenol-d6	*50.2*		*ug/L*	*100.0*		*50*	*0-56.2*			

Client: University of Arizona- Risk Management Services
Project: Page Ranch
Work Order: 13D0681
Date Received: 04/24/2013

QC Summary

Analyte	Result	Reporting Limit	Units	Spike Level	Source Result	%REC	%REC Limits	RPD	RPD Limit	Qual
Batch 1304316 - SW8270C										
LCS Dup (1304316-BSD1)				Prepared: 04/25/2013 Analyzed: 05/14/2013						
1,2,4-Trichlorobenzene	37	10	ug/L	50.00		74	28.14-85.64	0.8	30	
1,4-Dichlorobenzene	27	10	ug/L	50.00		53	27.79-64.15	6	30	
2,4-Dinitrotoluene	33	10	ug/L	50.00		66	39.27-79.35	8	30	
2-Chlorophenol	63	10	ug/L	100.0		63	24.62-79.98	2	30	
4-Chloro-3-methylphenol	60	10	ug/L	100.0		60	37.66-82.55	0.3	30	
4-Nitrophenol	69	50	ug/L	100.0		69	26.58-91.73	8	30	
Acenaphthene	33	5.0	ug/L	50.00		65	41.63-72.14	9	30	
N-Nitrosodipropylamine	41	10	ug/L	50.00		81	36.81-88.63	4	30	
Pentachlorophenol	70	30	ug/L	100.0		70	32.14-95.92	10	30	
Phenol	47	10	ug/L	100.0		47	7.96-52.41	2	30	
Pyrene	35	5.0	ug/L	50.00		69	41.65-82.75	5	30	
Surrogate: 2,4,6-Tribromophenol	*87.3*		*ug/L*	*100.0*		*87*	*32.57-112.08*			
Surrogate: 2-Fluorobiphenyl	*68.1*		*ug/L*	*100.0*		*68*	*36.69-77.45*			
Surrogate: 2-Fluorophenol	*46.2*		*ug/L*	*100.0*		*46*	*0-86.73*			
Surrogate: 4-Terphenyl-d14	*53.7*		*ug/L*	*100.0*		*54*	*37.21-81.06*			
Surrogate: Nitrobenzene-d5	*67.0*		*ug/L*	*100.0*		*67*	*36.8-79.16*			
Surrogate: Phenol-d6	*50.4*		*ug/L*	*100.0*		*50*	*0-56.2*			
Matrix Spike (1304316-MS1)		**Source: 13D0680-01**		Prepared: 04/25/2013 Analyzed: 05/10/2013						
1,2,4-Trichlorobenzene	30	10	ug/L	49.90	ND	60	51.67-99.16			
1,4-Dichlorobenzene	19	10	ug/L	49.90	ND	38	44.91-69.29			M2
2,4-Dinitrotoluene	32	10	ug/L	49.90	ND	64	45.63-98.31			
2-Chlorophenol	53	10	ug/L	99.80	ND	53	53.62-77.95			M2
4-Chloro-3-methylphenol	57	10	ug/L	99.80	ND	57	54.19-87.12			
4-Nitrophenol	76	50	ug/L	99.80	ND	76	33.45-100.91			
Acenaphthene	29	5.0	ug/L	49.90	ND	59	10.45-102.26			
N-Nitrosodipropylamine	33	10	ug/L	49.90	ND	66	50.37-110.06			
Pentachlorophenol	69	30	ug/L	99.80	ND	69	52.6-111			
Phenol	44	10	ug/L	99.80	ND	44	25.68-69.53			
Pyrene	27	5.0	ug/L	49.90	ND	54	58.09-82.37			M2
Surrogate: 2,4,6-Tribromophenol	*77.3*		*ug/L*	*99.80*		*77*	*61.48-125.96*			
Surrogate: 2-Fluorobiphenyl	*58.4*		*ug/L*	*99.80*		*59*	*41.02-91.53*			
Surrogate: 2-Fluorophenol	*41.4*		*ug/L*	*99.80*		*42*	*38.35-57.43*			
Surrogate: 4-Terphenyl-d14	*51.8*		*ug/L*	*99.80*		*52*	*14.66-124.11*			
Surrogate: Nitrobenzene-d5	*59.3*		*ug/L*	*99.80*		*59*	*49.49-85.19*			
Surrogate: Phenol-d6	*46.0*		*ug/L*	*99.80*		*46*	*28.68-69.45*			

Client: University of Arizona- Risk Management Services
Project: Page Ranch
Work Order: 13D0681
Date Received: 04/24/2013

QC Summary

Analyte	Result	Reporting Limit	Units	Spike Level	Source Result	%REC	%REC Limits	RPD	RPD Limit	Qual
Batch 1304316 - SW8270C										
Matrix Spike Dup (1304316-MSD1)		**Source: 13D0680-01**		Prepared: 04/25/2013 Analyzed: 05/10/2013						
1,2,4-Trichlorobenzene	33	10	ug/L	50.25	ND	66	51.67-99.16	11	30	
1,4-Dichlorobenzene	20	10	ug/L	50.25	ND	39	44.91-69.29	3	30	M2
2,4-Dinitrotoluene	34	10	ug/L	50.25	ND	68	45.63-98.31	8	30	
2-Chlorophenol	57	10	ug/L	100.5	ND	57	53.62-77.95	8	30	
4-Chloro-3-methylphenol	68	10	ug/L	100.5	ND	68	54.19-87.12	18	30	
4-Nitrophenol	85	50	ug/L	100.5	ND	84	33.45-100.91	11	30	
Acenaphthene	32	5.0	ug/L	50.25	ND	63	10.45-102.26	9	30	
N-Nitrosodipropylamine	39	10	ug/L	50.25	ND	78	50.37-110.06	17	30	
Pentachlorophenol	76	30	ug/L	100.5	ND	76	52.6-111	9	30	
Phenol	52	10	ug/L	100.5	ND	51	25.68-69.53	16	30	
Pyrene	31	5.0	ug/L	50.25	ND	61	58.09-82.37	12	30	
Surrogate: 2,4,6-Tribromophenol	*88.9*		*ug/L*	*100.5*		*88*	*61.48-125.96*			
Surrogate: 2-Fluorobiphenyl	*64.8*		*ug/L*	*100.5*		*65*	*41.02-91.53*			
Surrogate: 2-Fluorophenol	*39.2*		*ug/L*	*100.5*		*39*	*38.35-57.43*			
Surrogate: 4-Terphenyl-d14	*61.5*		*ug/L*	*100.5*		*61*	*14.66-124.11*			
Surrogate: Nitrobenzene-d5	*68.6*		*ug/L*	*100.5*		*68*	*49.49-85.19*			
Surrogate: Phenol-d6	*54.1*		*ug/L*	*100.5*		*54*	*28.68-69.45*			
Batch 1304394 - SW8081A										
Blank (1304394-BLK1)				Prepared: 04/30/2013 Analyzed: 05/10/2013						
4,4´-DDD	ND	0.10	ug/L							
4,4´-DDE	ND	0.10	ug/L							
4,4´-DDT	ND	0.10	ug/L							
Aldrin	ND	0.10	ug/L							
alpha-BHC	ND	0.10	ug/L							
alpha-Chlordane	ND	0.10	ug/L							
beta-BHC	ND	0.10	ug/L							
delta-BHC	ND	0.10	ug/L							
Dieldrin	ND	0.10	ug/L							
Endosulfan I	ND	0.10	ug/L							
Endosulfan II	ND	0.10	ug/L							
Endosulfan sulfate	ND	0.10	ug/L							
Endrin	ND	0.10	ug/L							
Endrin aldehyde	ND	0.10	ug/L							
Endrin ketone	ND	0.10	ug/L							
gamma-BHC	ND	0.10	ug/L							
gamma-Chlordane	ND	0.10	ug/L							
Heptachlor	ND	0.10	ug/L							
Heptachlor epoxide	ND	0.10	ug/L							
Methoxychlor	ND	0.10	ug/L							
Toxaphene	ND	1.0	ug/L							
Surrogate: Decachlorobiphenyl	*0.758*		*ug/L*	*1.000*		*76*	*51.1-138.5*			
Surrogate: Tetrachloro-m-xylene	*0.495*		*ug/L*	*1.000*		*50*	*39.1-120*			

Client: University of Arizona- Risk Management Services
Project: Page Ranch
Work Order: 13D0681
Date Received: 04/24/2013

QC Summary

Analyte	Result	Reporting Limit	Units	Spike Level	Source Result	%REC	%REC Limits	RPD	RPD Limit	Qual
Batch 1304394 - SW8081A										
LCS (1304394-BS1)				Prepared: 04/30/2013 Analyzed: 05/10/2013						
4,4´-DDT	0.67	0.10	ug/L	1.000		67	57-116.5			
Aldrin	0.31	0.10	ug/L	0.5000		62	48.4-113.2			
Dieldrin	0.67	0.10	ug/L	1.000		67	53.2-117.5			
Endrin	0.69	0.10	ug/L	1.000		69	49.2-123.7			
gamma-BHC	0.35	0.10	ug/L	0.5000		69	58.9-127.4			
Heptachlor	0.30	0.10	ug/L	0.5000		60	48.1-120			
Surrogate: Decachlorobiphenyl	*0.717*		*ug/L*	*1.000*		*72*	*51.6-128.7*			
Surrogate: Tetrachloro-m-xylene	*0.453*		*ug/L*	*1.000*		*45*	*37.1-110.6*			
LCS Dup (1304394-BSD1)				Prepared: 04/30/2013 Analyzed: 05/10/2013						
4,4´-DDT	0.74	0.10	ug/L	1.000		74	57-116.5	10	30	
Aldrin	0.35	0.10	ug/L	0.5000		71	48.4-113.2	13	30	
Dieldrin	0.75	0.10	ug/L	1.000		75	53.2-117.5	11	30	
Endrin	0.74	0.10	ug/L	1.000		74	49.2-123.7	7	30	
gamma-BHC	0.41	0.10	ug/L	0.5000		82	58.9-127.4	16	30	
Heptachlor	0.35	0.10	ug/L	0.5000		70	48.1-120	15	30	
Surrogate: Decachlorobiphenyl	*0.793*		*ug/L*	*1.000*		*79*	*51.6-128.7*			
Surrogate: Tetrachloro-m-xylene	*0.636*		*ug/L*	*1.000*		*64*	*37.1-110.6*			
Matrix Spike (1304394-MS1)		**Source: 13D0680-01**		Prepared: 04/30/2013 Analyzed: 05/10/2013						
4,4´-DDT	0.70	0.099	ug/L	0.9921	ND	71	16.5-164.5			
Aldrin	0.35	0.099	ug/L	0.4960	ND	70	20.7-143.6			
Dieldrin	0.73	0.099	ug/L	0.9921	ND	73	53.5-127.4			
Endrin	0.74	0.099	ug/L	0.9921	ND	75	52.9-133.2			
gamma-BHC	0.34	0.099	ug/L	0.4960	ND	69	51.9-134.6			
Heptachlor	0.34	0.099	ug/L	0.4960	ND	68	32.7-141.3			
Surrogate: Decachlorobiphenyl	*0.740*		*ug/L*	*0.9921*		*75*	*51.1-138.5*			
Surrogate: Tetrachloro-m-xylene	*0.619*		*ug/L*	*0.9921*		*62*	*39.1-120*			
Matrix Spike Dup (1304394-MSD1)		**Source: 13D0680-01**		Prepared: 04/30/2013 Analyzed: 05/10/2013						
4,4´-DDT	0.76	0.10	ug/L	0.9970	ND	76	16.5-164.5	8	30	
Aldrin	0.37	0.10	ug/L	0.4985	ND	75	20.7-143.6	7	30	
Dieldrin	0.78	0.10	ug/L	0.9970	ND	78	53.5-127.4	6	30	
Endrin	0.79	0.10	ug/L	0.9970	ND	80	52.9-133.2	7	30	
gamma-BHC	0.36	0.10	ug/L	0.4985	ND	73	51.9-134.6	6	30	
Heptachlor	0.36	0.10	ug/L	0.4985	ND	73	32.7-141.3	7	30	
Surrogate: Decachlorobiphenyl	*0.829*		*ug/L*	*0.9970*		*83*	*51.1-138.5*			
Surrogate: Tetrachloro-m-xylene	*0.672*		*ug/L*	*0.9970*		*67*	*39.1-120*			

Client: University of Arizona- Risk Management Services
Project: Page Ranch
Work Order: 13D0681
Date Received: 04/24/2013

QC Summary

Analyte	Result	Reporting Limit	Units	Spike Level	Source Result	%REC	%REC Limits	RPD	RPD Limit	Qual
Batch 1304327 - EPA 524.2										

Client: University of Arizona- Risk Management Services
Project: Page Ranch
Work Order: 13D0681
Date Received: 04/24/2013

QC Summary

Analyte	Result	Reporting Limit	Units	Spike Level	Source Result	%REC	%REC Limits	RPD	RPD Limit	Qual
Batch 1304327 - EPA 524.2										
Blank (1304327-BLK1)				Prepared & Analyzed: 04/25/2013						
1,1,1,2-Tetrachloroethane	ND	0.00050	mg/L							
1,1,1-Trichloroethane	ND	0.00050	mg/L							
1,1,2,2-Tetrachloroethane	ND	0.00050	mg/L							
1,1,2-Trichloroethane	ND	0.00050	mg/L							
1,1-Dichloroethane	ND	0.00050	mg/L							
1,1-Dichloroethene	ND	0.00050	mg/L							
1,1-Dichloropropene	ND	0.00050	mg/L							
1,2,3-Trichlorobenzene	ND	0.00050	mg/L							
1,2,3-Trichloropropane	ND	0.00050	mg/L							
1,2,4-Trichlorobenzene	ND	0.00050	mg/L							
1,2,4-Trimethylbenzene	ND	0.00050	mg/L							
1,2-Dichlorobenzene	ND	0.00050	mg/L							
1,2-Dichloroethane	ND	0.00050	mg/L							
1,2-Dichloropropane	ND	0.00050	mg/L							
1,3,5-Trimethylbenzene	ND	0.00050	mg/L							
1,3-Dichlorobenzene	ND	0.00050	mg/L							
1,3-Dichloropropane	ND	0.00050	mg/L							
1,4-Dichlorobenzene	ND	0.00050	mg/L							
2,2-Dichloropropane	ND	0.00050	mg/L							
2-Chlorotoluene	ND	0.00050	mg/L							
4-Chlorotoluene	ND	0.00050	mg/L							
4-Isopropyltoluene	ND	0.00050	mg/L							
Benzene	ND	0.00050	mg/L							
Bromobenzene	ND	0.00050	mg/L							
Bromochloromethane	ND	0.00050	mg/L							
Bromodichloromethane	ND	0.00050	mg/L							
Bromoform	ND	0.00050	mg/L							
Bromomethane	ND	0.00050	mg/L							
Carbon tetrachloride	ND	0.00050	mg/L							
Chlorobenzene	ND	0.00050	mg/L							
Chloroethane	ND	0.00050	mg/L							
Chloroform	ND	0.00050	mg/L							
Chloromethane	ND	0.00050	mg/L							
cis-1,2-Dichloroethene	ND	0.00050	mg/L							
cis-1,3-Dichloropropene	ND	0.00050	mg/L							
Dibromochloromethane	ND	0.00050	mg/L							
Dibromomethane	ND	0.00050	mg/L							
Dichlorodifluoromethane	ND	0.00050	mg/L							
Ethylbenzene	ND	0.00050	mg/L							
Hexachlorobutadiene	ND	0.00050	mg/L							
Isopropylbenzene	ND	0.00050	mg/L							
Methylene chloride	ND	0.00050	mg/L							
Naphthalene	ND	0.00050	mg/L							
n-Butylbenzene	ND	0.00050	mg/L							
n-Propylbenzene	ND	0.00050	mg/L							
sec-Butylbenzene	ND	0.00050	mg/L							
Styrene	ND	0.00050	mg/L							
tert-Butylbenzene	ND	0.00050	mg/L							

Client: University of Arizona- Risk Management Services
Project: Page Ranch
Work Order: 13D0681
Date Received: 04/24/2013

QC Summary

Analyte	Result	Reporting Limit	Units	Spike Level	Source Result	%REC	%REC Limits	RPD	RPD Limit	Qual
Batch 1304327 - EPA 524.2										
Blank (1304327-BLK1)				Prepared & Analyzed: 04/25/2013						
Tetrachloroethene	ND	0.00050	mg/L							
Toluene	ND	0.00050	mg/L							
trans-1,2-Dichloroethene	ND	0.00050	mg/L							
trans-1,3-Dichloropropene	ND	0.00050	mg/L							
Trichloroethene	ND	0.00050	mg/L							
Trichlorofluoromethane	ND	0.00050	mg/L							
TTHMs	ND	0.00050	mg/L							
Vinyl chloride	ND	0.00050	mg/L							
Xylenes, Total	ND	0.0015	mg/L							
Surrogate: 1,2-Dichlorobenzene-d4	*0.96*		*ug/L*	*1.000*		*96*	*70-130*			
Surrogate: 4-Bromofluorobenzene	*0.98*		*ug/L*	*1.000*		*98*	*70-130*			

Client: University of Arizona- Risk Management Services
Project: Page Ranch
Work Order: 13D0681
Date Received: 04/24/2013

QC Summary

Analyte	Result	Reporting Limit	Units	Spike Level	Source Result	%REC	%REC Limits	RPD	RPD Limit	Qual
Batch 1304327 - EPA 524.2										
LCS (1304327-BS1)				Prepared & Analyzed: 04/25/2013						
1,1,1,2-Tetrachloroethane	0.010	0.00050	mg/L	0.01000		104	70-130			
1,1,1-Trichloroethane	0.010	0.00050	mg/L	0.01000		103	70-130			
1,1,2,2-Tetrachloroethane	0.011	0.00050	mg/L	0.01000		114	70-130			
1,1,2-Trichloroethane	0.011	0.00050	mg/L	0.01000		111	70-130			
1,1-Dichloroethane	0.012	0.00050	mg/L	0.01000		117	70-130			
1,1-Dichloroethene	0.0092	0.00050	mg/L	0.01000		92	70-130			
1,1-Dichloropropene	0.0094	0.00050	mg/L	0.01000		94	70-130			
1,2,3-Trichlorobenzene	0.011	0.00050	mg/L	0.01000		114	70-130			
1,2,3-Trichloropropane	0.011	0.00050	mg/L	0.01000		114	70-130			
1,2,4-Trichlorobenzene	0.011	0.00050	mg/L	0.01000		108	70-130			
1,2,4-Trimethylbenzene	0.010	0.00050	mg/L	0.01000		103	70-130			
1,2-Dichlorobenzene	0.011	0.00050	mg/L	0.01000		107	70-130			
1,2-Dichloroethane	0.011	0.00050	mg/L	0.01000		109	70-130			
1,2-Dichloropropane	0.010	0.00050	mg/L	0.01000		102	70-130			
1,3,5-Trimethylbenzene	0.010	0.00050	mg/L	0.01000		103	70-130			
1,3-Dichlorobenzene	0.010	0.00050	mg/L	0.01000		101	70-130			
1,3-Dichloropropane	0.011	0.00050	mg/L	0.01000		109	70-130			
1,4-Dichlorobenzene	0.010	0.00050	mg/L	0.01000		101	70-130			
2,2-Dichloropropane	0.0098	0.00050	mg/L	0.01000		98	70-130			
2-Chlorotoluene	0.010	0.00050	mg/L	0.01000		103	70-130			
4-Chlorotoluene	0.010	0.00050	mg/L	0.01000		101	70-130			
4-Isopropyltoluene	0.010	0.00050	mg/L	0.01000		102	70-130			
Benzene	0.0099	0.00050	mg/L	0.01000		99	70-130			
Bromobenzene	0.011	0.00050	mg/L	0.01000		106	70-130			
Bromochloromethane	0.011	0.00050	mg/L	0.01000		109	70-130			
Bromodichloromethane	0.010	0.00050	mg/L	0.01000		104	70-130			
Bromoform	0.011	0.00050	mg/L	0.01000		106	70-130			
Bromomethane	0.011	0.00050	mg/L	0.01000		106	70-130			
Carbon tetrachloride	0.0099	0.00050	mg/L	0.01000		99	70-130			
Chlorobenzene	0.0099	0.00050	mg/L	0.01000		99	70-130			
Chloroethane	0.010	0.00050	mg/L	0.01000		101	70-130			
Chloroform	0.010	0.00050	mg/L	0.01000		103	70-130			
Chloromethane	0.0089	0.00050	mg/L	0.01000		89	70-130			
cis-1,2-Dichloroethene	0.0098	0.00050	mg/L	0.01000		98	70-130			
cis-1,3-Dichloropropene	0.010	0.00050	mg/L	0.01000		102	70-130			
Dibromochloromethane	0.011	0.00050	mg/L	0.01000		108	70-130			
Dibromomethane	0.011	0.00050	mg/L	0.01000		107	70-130			
Dichlorodifluoromethane	0.0093	0.00050	mg/L	0.01000		93	70-130			
Ethylbenzene	0.010	0.00050	mg/L	0.01000		100	70-130			
Hexachlorobutadiene	0.010	0.00050	mg/L	0.01000		101	70-130			
Isopropylbenzene	0.010	0.00050	mg/L	0.01000		102	70-130			
Methyl tert-Butyl Ether (MTBE)	0.011	0.00050	mg/L	0.01000		112	0-200			
Methylene chloride	0.011	0.00050	mg/L	0.01000		106	70-130			R6
Naphthalene	0.011	0.00050	mg/L	0.01000		114	70-130			
n-Butylbenzene	0.010	0.00050	mg/L	0.01000		100	70-130			
n-Propylbenzene	0.010	0.00050	mg/L	0.01000		100	70-130			
sec-Butylbenzene	0.010	0.00050	mg/L	0.01000		102	70-130			
Styrene	0.010	0.00050	mg/L	0.01000		104	70-130			

Client: University of Arizona- Risk Management Services
Project: Page Ranch
Work Order: 13D0681
Date Received: 04/24/2013

QC Summary

Analyte	Result	Reporting Limit	Units	Spike Level	Source Result	%REC	%REC Limits	RPD	RPD Limit	Qual
Batch 1304327 - EPA 524.2										
LCS (1304327-BS1)				Prepared & Analyzed: 04/25/2013						
tert-Butylbenzene	0.010	0.00050	mg/L	0.01000		103	70-130			
Tetrachloroethene	0.0098	0.00050	mg/L	0.01000		98	70-130			
Toluene	0.0096	0.00050	mg/L	0.01000		96	70-130			
trans-1,2-Dichloroethene	0.0081	0.00050	mg/L	0.01000		81	70-130			R6
trans-1,3-Dichloropropene	0.010	0.00050	mg/L	0.01000		101	70-130			
Trichloroethene	0.0093	0.00050	mg/L	0.01000		93	70-130			
Trichlorofluoromethane	0.010	0.00050	mg/L	0.01000		103	70-130			
TTHMs	0.042	0.00050	mg/L				70-130			
Vinyl chloride	0.0094	0.00050	mg/L	0.01000		94	70-130			
Xylenes, Total	0.030	0.0015	mg/L	0.03000		100	70-130			
Surrogate: 1,2-Dichlorobenzene-d4	*1.1*		*ug/L*	*1.000*		*112*	*70-130*			
Surrogate: 4-Bromofluorobenzene	*1.1*		*ug/L*	*1.000*		*110*	*70-130*			

Client: University of Arizona- Risk Management Services
Project: Page Ranch
Work Order: 13D0681
Date Received: 04/24/2013

QC Summary

Analyte	Result	Reporting Limit	Units	Spike Level	Source Result	%REC	%REC Limits	RPD	RPD Limit	Qual
Batch 1304327 - EPA 524.2										
LCS Dup (1304327-BSD1)				Prepared & Analyzed: 04/25/2013						
1,1,1,2-Tetrachloroethane	0.010	0.00050	mg/L	0.01000		104	70-130	0.1	20	
1,1,1-Trichloroethane	0.011	0.00050	mg/L	0.01000		107	70-130	4	20	
1,1,2,2-Tetrachloroethane	0.011	0.00050	mg/L	0.01000		108	70-130	6	20	
1,1,2-Trichloroethane	0.011	0.00050	mg/L	0.01000		108	70-130	3	20	
1,1-Dichloroethane	0.010	0.00050	mg/L	0.01000		102	70-130	13	20	
1,1-Dichloroethene	0.011	0.00050	mg/L	0.01000		112	70-130	20	20	
1,1-Dichloropropene	0.011	0.00050	mg/L	0.01000		105	70-130	11	20	
1,2,3-Trichlorobenzene	0.011	0.00050	mg/L	0.01000		112	70-130	2	20	
1,2,3-Trichloropropane	0.011	0.00050	mg/L	0.01000		108	70-130	5	20	
1,2,4-Trichlorobenzene	0.011	0.00050	mg/L	0.01000		112	70-130	3	20	
1,2,4-Trimethylbenzene	0.011	0.00050	mg/L	0.01000		108	70-130	5	20	
1,2-Dichlorobenzene	0.011	0.00050	mg/L	0.01000		110	70-130	2	20	
1,2-Dichloroethane	0.011	0.00050	mg/L	0.01000		109	70-130	0.09	20	
1,2-Dichloropropane	0.010	0.00050	mg/L	0.01000		103	70-130	1	20	
1,3,5-Trimethylbenzene	0.011	0.00050	mg/L	0.01000		109	70-130	5	20	
1,3-Dichlorobenzene	0.011	0.00050	mg/L	0.01000		109	70-130	8	20	
1,3-Dichloropropane	0.011	0.00050	mg/L	0.01000		108	70-130	0.6	20	
1,4-Dichlorobenzene	0.011	0.00050	mg/L	0.01000		110	70-130	8	20	
2,2-Dichloropropane	0.011	0.00050	mg/L	0.01000		105	70-130	7	20	
2-Chlorotoluene	0.011	0.00050	mg/L	0.01000		108	70-130	5	20	
4-Chlorotoluene	0.011	0.00050	mg/L	0.01000		109	70-130	7	20	
4-Isopropyltoluene	0.011	0.00050	mg/L	0.01000		108	70-130	6	20	
Benzene	0.010	0.00050	mg/L	0.01000		104	70-130	6	20	
Bromobenzene	0.011	0.00050	mg/L	0.01000		109	70-130	3	20	
Bromochloromethane	0.011	0.00050	mg/L	0.01000		113	70-130	4	20	
Bromodichloromethane	0.011	0.00050	mg/L	0.01000		107	70-130	2	20	
Bromoform	0.010	0.00050	mg/L	0.01000		103	70-130	3	20	
Bromomethane	0.012	0.00050	mg/L	0.01000		120	70-130	13	20	
Carbon tetrachloride	0.010	0.00050	mg/L	0.01000		102	70-130	3	20	
Chlorobenzene	0.011	0.00050	mg/L	0.01000		107	70-130	8	20	
Chloroethane	0.011	0.00050	mg/L	0.01000		107	70-130	5	20	
Chloroform	0.011	0.00050	mg/L	0.01000		107	70-130	4	20	
Chloromethane	0.0097	0.00050	mg/L	0.01000		97	70-130	8	20	
cis-1,2-Dichloroethene	0.011	0.00050	mg/L	0.01000		107	70-130	9	20	
cis-1,3-Dichloropropene	0.010	0.00050	mg/L	0.01000		105	70-130	3	20	
Dibromochloromethane	0.010	0.00050	mg/L	0.01000		105	70-130	3	20	
Dibromomethane	0.011	0.00050	mg/L	0.01000		109	70-130	1	20	
Dichlorodifluoromethane	0.0095	0.00050	mg/L	0.01000		95	70-130	2	20	
Ethylbenzene	0.011	0.00050	mg/L	0.01000		106	70-130	6	20	
Hexachlorobutadiene	0.011	0.00050	mg/L	0.01000		108	70-130	7	20	
Isopropylbenzene	0.011	0.00050	mg/L	0.01000		107	70-130	5	20	
Methyl tert-Butyl Ether (MTBE)	0.011	0.00050	mg/L	0.01000		108	0-200	4	200	
Methylene chloride	0.0084	0.00050	mg/L	0.01000		84	70-130	23	20	R6
Naphthalene	0.011	0.00050	mg/L	0.01000		108	70-130	5	20	
n-Butylbenzene	0.011	0.00050	mg/L	0.01000		108	70-130	7	20	
n-Propylbenzene	0.011	0.00050	mg/L	0.01000		107	70-130	6	20	
sec-Butylbenzene	0.011	0.00050	mg/L	0.01000		107	70-130	5	20	
Styrene	0.011	0.00050	mg/L	0.01000		109	70-130	5	20	

Client: University of Arizona- Risk Management Services
Project: Page Ranch
Work Order: 13D0681
Date Received: 04/24/2013

QC Summary

Analyte	Result	Reporting Limit	Units	Spike Level	Source Result	%REC	%REC Limits	RPD	RPD Limit	Qual
Batch 1304327 - EPA 524.2										
LCS Dup (1304327-BSD1)				Prepared & Analyzed: 04/25/2013						
tert-Butylbenzene	0.011	0.00050	mg/L	0.01000		108	70-130	5	20	
Tetrachloroethene	0.011	0.00050	mg/L	0.01000		106	70-130	8	20	
Toluene	0.010	0.00050	mg/L	0.01000		103	70-130	7	20	
trans-1,2-Dichloroethene	0.011	0.00050	mg/L	0.01000		106	70-130	27	20	R6
trans-1,3-Dichloropropene	0.010	0.00050	mg/L	0.01000		103	70-130	1	20	
Trichloroethene	0.011	0.00050	mg/L	0.01000		105	70-130	13	20	
Trichlorofluoromethane	0.011	0.00050	mg/L	0.01000		106	70-130	3	20	
TTHMs	0.042	0.00050	mg/L				70-130	0.09	20	
Vinyl chloride	0.010	0.00050	mg/L	0.01000		102	70-130	9	20	
Xylenes, Total	0.032	0.0015	mg/L	0.03000		106	70-130	6	20	
Surrogate: 1,2-Dichlorobenzene-d4	*1.1*		*ug/L*	*1.000*		*106*	*70-130*			
Surrogate: 4-Bromofluorobenzene	*1.1*		*ug/L*	*1.000*		*114*	*70-130*			

Client: University of Arizona- Risk Management Services
Project: Page Ranch
Work Order: 13D0681
Date Received: 04/24/2013

QC Summary

Analyte	Result	Reporting Limit	Units	Spike Level	Source Result	%REC	%REC Limits	RPD	RPD Limit	Qual
Batch 1305037 - E300										
Blank (1305037-BLK1)				Prepared & Analyzed: 05/03/2013						
Chloride	ND	1.0	mg/L							
Sulfate	ND	5.0	mg/L							
LCS (1305037-BS1)				Prepared & Analyzed: 05/03/2013						
Chloride	12	1.0	mg/L	12.50		96	90-110			
Sulfate	13	5.0	mg/L	12.50		100	90-110			
LCS Dup (1305037-BSD1)				Prepared & Analyzed: 05/03/2013						
Chloride	12	1.0	mg/L	12.50		96	90-110	0.08	10	
Sulfate	13	5.0	mg/L	12.50		100	90-110	0.09	10	
Matrix Spike (1305037-MS1)	**Source: 13E0079-01**			Prepared & Analyzed: 05/03/2013						
Chloride	18	1.0	mg/L	12.50	6.8	89	80-120			
Sulfate	24	5.0	mg/L	12.50	13	92	80-120			
Matrix Spike (1305037-MS3)	**Source: 13D0680-01**			Prepared & Analyzed: 05/03/2013						
Chloride	17	1.0	mg/L	12.50	6.0	92	80-120			
Sulfate	15	5.0	mg/L	12.50	3.3	91	80-120			
Matrix Spike Dup (1305037-MSD1)	**Source: 13E0079-01**			Prepared & Analyzed: 05/03/2013						
Chloride	18	1.0	mg/L	12.50	6.8	90	80-120	0.3	10	
Sulfate	24	5.0	mg/L	12.50	13	92	80-120	0.3	10	
Matrix Spike Dup (1305037-MSD3)	**Source: 13D0680-01**			Prepared & Analyzed: 05/03/2013						
Chloride	17	1.0	mg/L	12.50	6.0	91	80-120	0.1	10	
Sulfate	15	5.0	mg/L	12.50	3.3	90	80-120	0.7	10	

TURNER LABORATORIES INC
2445 N. Coyote Drive, Suite 104
Tucson, Arizona 85745
(520) 882-5880
Fax: (520) 882-9788
www.turnerlabs.com

CHAIN OF CUSTODY/LABORATORY ANALYSIS REQUEST FORM

TURNER WORK ORDER # 13D0681 DATE 4/24/13 PAGE 1 OF 1

PROJECT NAME Page Ranch #
CONTACT NAME Lloyd Wundrock
COMPANY NAME UA Risk Management Services
ADDRESS PO Box 210300, Tucson, AZ 85721-0300
PHONE 621-1790 FAX 621-3706
SAMPLER'S SIGNATURE LM Wundrock

CIRCLE ANALYSIS REQUESTED AND/OR CHECK THE APPROPRIATE BOX

SAMPLE I.D.	DATE	TIME	LAB I.D.	SAMPLE MATRIX*	NUMBER OF CONTAINERS	Base Neutrals 625/8270	Acids	Volatile Organics 624/524.2/8260	TTHMS	HAAS	Pesticides 8081	PCB's 8082	NO_2	NO_3	TKN	Oil and Grease Grav. 1664A	TCLP Analysis VOA	Semi-VOA	Pest.	Metals TCLP	Total	Dissolved	RCRA8	Cyanide Total	Amen.	WAD	SDWA-INORGANICS PRIMARY	SECONDARY	MPN	Coliform pH	Coliform Cl	Cl	COD	BOD	TSS	Wet. + Metals	Wet. Anions			
MW #1	4/24/13	9:15		GW	10	X	X		X																										X	X			

1. RELINQUISHED BY: LM Wundrock
Signature
LM WUNDROCK
Printed Name
UofA
Firm
04-24-2013 / 12:05
Date/Time

2. RECEIVED BY: Jeffrey G. Christ
Signature
Jeffrey G. Christ
Printed Name
UofA
Firm
4/24/13 12:05
Date/Time

3. RELINQUISHED BY: Jeffrey G. Christ
Signature
Jeffrey G. Christ
Printed Name
UofA
Firm
4/24/13 12:05
Date/Time

4. RECEIVED BY: Bob
Signature
Bob
Printed Name
TURNER LABORATORIES, INC.
Firm
4-24-13 13:05
Date/Time

TURNAROUND REQUIREMENTS:
- [x] Standard (approx. 10 days)*
- [ ] Next Day [ ] 2 Day [ ] 5 Day*
- [ ] Email Preliminary Results To:

* Working Days

REPORT REQUIREMENTS:
- [ ] I. Routine Report
- [ ] II. Report (includes DUP, MS, MSD, as required, may be charged as samples)
- [x] III. Date Validation Report (Includes All Raw Data) Add 10% to invoice

INVOICE INFORMATION:
Account [ ] Y [ ] N
P.O. #
Bill to:

SAMPLE RECEIPT:
Total Containers 10
Temperature 4.5
[x] Wet Ice [ ] Blue Ice

* LEGEND
DW = DRINKING WATER
GW = GROUNDWATER
SD = SOLID
SG = SLUDGE
SL = SOIL
ST = STORMWATER
WW = WASTEWATER

SPECIAL INSTRUCTIONS/COMMENTS:
Compliance Analysis: [ ] Yes [ ] No
ADEQ Forms: [ ] Yes [ ] No
Mail ADEQ Forms: [ ] Yes [ ] No
Custody Seals [ ]
Container Intact [x]
COC / Labels Agree [x]
Preservation Confirmation [x]
Appropriate Head Space [x]
Received Within Hold Time [x]

Metals-Mn, Na Anions-Cl, So4 QA/QC Level III Package
Hard Copy Report/Writable CD Send report to ADEQ Electronically

Attachment 9 – Post-Closure Inspection and Maintenance/Repair Reports (CD only)

INSPECTION REPORT
PAGE-TROWBRIDGE RANCH LANDFILL

EPA I.D. 980665814

Month/Day/Year of Inspection: 02-05-2013 Time: 10:13

Inspector's Name/Title: (print) LLOYD M. WUNDROCK / ESO

Inspector's Signature: L M Wundrock

Inspection Procedure:

To properly inspect the facility, the Inspector must walk around the perimeter, noting any specific evidence of deterioration. The Inspector must then enter and walk the length and width of the enclosed landfill area. All inspection items listed below and on the reverse of this form must be completed.

INSPECTION ITEMS	YES	NO
ACCESS ROADS		
1. Is the condition of UA-owned roads used to access the site and those within the facility adequate to allow access by emergency vehicles?	X	
2. Is there excessive vegetation on facility access roads?		X
PERIMETER FENCING AND SIGNS		
1. Are the fences in good condition, free of fabric holes, downed fencing, bent poles, and digging under the fence base?	X	
2. Were all gates/locks closed upon arrival?	X	
2. Are all fence gates/locks operating properly?	X	
4. Is there excessive vegetation present around entrance gates?		X
5. Are all signs legible?	X	

	YES	NO
FINAL COVER		
1. Are there any signs of integrity problems with the Unit A and Unit B final covers?		X
2. Is there any woody vegetation growth?		X
3. Does vegetation density/height support inspection and maintenance activity?	X	
DRAINAGE STRUCTURES		
1. Are there any signs of drainage structure integrity problems?		X
2. Are drainage structures at the site clear of any blockage from debris and/or excessive vegetation?	X	
SURVEY MONUMENTS		
1. Are survey monuments damaged?		X
2. Are there any signs of survey monument tampering?		X
GROUNDWATER MONITORING WELLS		
Are all monitoring well enclosures intact and secured?	X	
1. Is the concrete pad of each monitoring well intact and free of deterioration?	X	
3. Are groundwater samples being collected during this inspection?		X
If **YES**, complete the following:		
4. Does each well pumping assembly operate properly?		
5. Are all sounding tubes clear?		

If groundwater samples are collected during this inspection, use **Groundwater Sampling Log** to record all monitoring information.

MAINTENANCE/REPAIR REPORT
PAGE-TROWBRIDGE RANCH LANDFILL

EPA I.D. 980665814

Name/Title: (print) LLOYD M. WINDROCK / ESO

Signature: L M Windrock

Instructions:

Describe below the nature of the inspection deficiency and the action taken to correct the item. If the item represents a deficiency noted during a previous that has not been corrected, explain the reason for the corrective action delay.

DEFICIENCY	ACTION TAKEN	DATE
NORTH ROAD	CAL TO CONDUCT	
IN NEED OF	REPAIRS PRIOR	
REPAIR DUE	TO 03/31/2013	
TO "WASH OUT"		

Comments:

INSPECTION REPORT
PAGE-TROWBRIDGE RANCH LANDFILL

EPA I.D. 980665814

Month/Day/Year of Inspection: 06/21/2013 Time: 0607 hrs

Inspector's Name/Title: (print) LLOYD M. WUNDROCK

Inspector's Signature: Lloyd M. Wundrock

Inspection Procedure:

To properly inspect the facility, the Inspector must walk around the perimeter, noting any specific evidence of deterioration. The Inspector must then enter and walk the length and width of the enclosed landfill area. All inspection items listed below and on the reverse of this form must be completed.

INSPECTION ITEMS	YES	NO
ACCESS ROADS		
1. Is the condition of UA-owned roads used to access the site and those within the facility adequate to allow access by emergency vehicles?	X	
2. Is there excessive vegetation on facility access roads?		X
PERIMETER FENCING AND SIGNS		
1. Are the fences in good condition, free of fabric holes, downed fencing, bent poles, and digging under the fence base?	X	
2. Were all gates/locks closed upon arrival?	X	
2. Are all fence gates/locks operating properly?	X	
4. Is there excessive vegetation present around entrance gates?		X
5. Are all signs legible?	X	

1.

	YES	NO
FINAL COVER		
1. Are there any signs of integrity problems with the Unit A and Unit B final covers?		X
2. Is there any woody vegetation growth?		X
3. Does vegetation density/height support inspection and maintenance activity?	X	
DRAINAGE STRUCTURES		
1. Are there any signs of drainage structure integrity problems?		X
2. Are drainage structures at the site clear of any blockage from debris and/or excessive vegetation?	X	
SURVEY MONUMENTS		
1. Are survey monuments damaged?		X
2. Are there any signs of survey monument tampering?		X
GROUNDWATER MONITORING WELLS		
Are all monitoring well enclosures intact and secured?	X	
1. Is the concrete pad of each monitoring well intact and free of deterioration?	X	
3. Are groundwater samples being collected during this inspection?		X
If YES, complete the following:		
4. Does each well pumping assembly operate properly?		
5. Are all sounding tubes clear?		

If groundwater samples are collected during this inspection, use **Groundwater Sampling Log** to record all monitoring information.

MAINTENANCE/REPAIR REPORT
PAGE-TROWBRIDGE RANCH LANDFILL

EPA I.D. 980665814

Name/Title: (print) LLOYD M. WUNDRUCK / ESO

Signature: Lloyd M. Wundruck

Instructions:

Describe below the nature of the inspection deficiency and the action taken to correct the item. If the item represents a deficiency noted during a previous that has not been corrected, explain the reason for the corrective action delay.

DEFICIENCY	ACTION TAKEN	DATE

Comments:

1. DIGGING UNDER FENCE BY "PACK RAT" SIZED MAMMALS.
DUE TO SIZE, DOES NOT WARRANT ACTION.

LMW 06-21-2013

Attachment 10 – Output of EPA On-line Tool for Gradient Calculation (CD only)

EPA On-line Tools for Site Assessment Calculation

Hydraulic Gradient -- Magnitude and Direction

Gradient Calculation from fitting a plane to as many as thirty points

$a\ x_1 + b\ y_1 + c = h_1$
$a\ x_2 + b\ y_2 + c = h_2$
$a\ x_3 + b\ y_3 + c = h_3$
. . .
$a\ x_{30} + b\ y_{30} + c = h_{30}$

where (x_i,y_i) are the coordinates of the well and
h_i is the head

i = 1,2,3, ... , 30
The coefficients a, b, and c are calculated by a least-squares fitting of the the data to a plane

The gradient is calculated from the square root of $(a^2 + b^2)$ and the angle from the arctangent of a/b or b/a depending on th

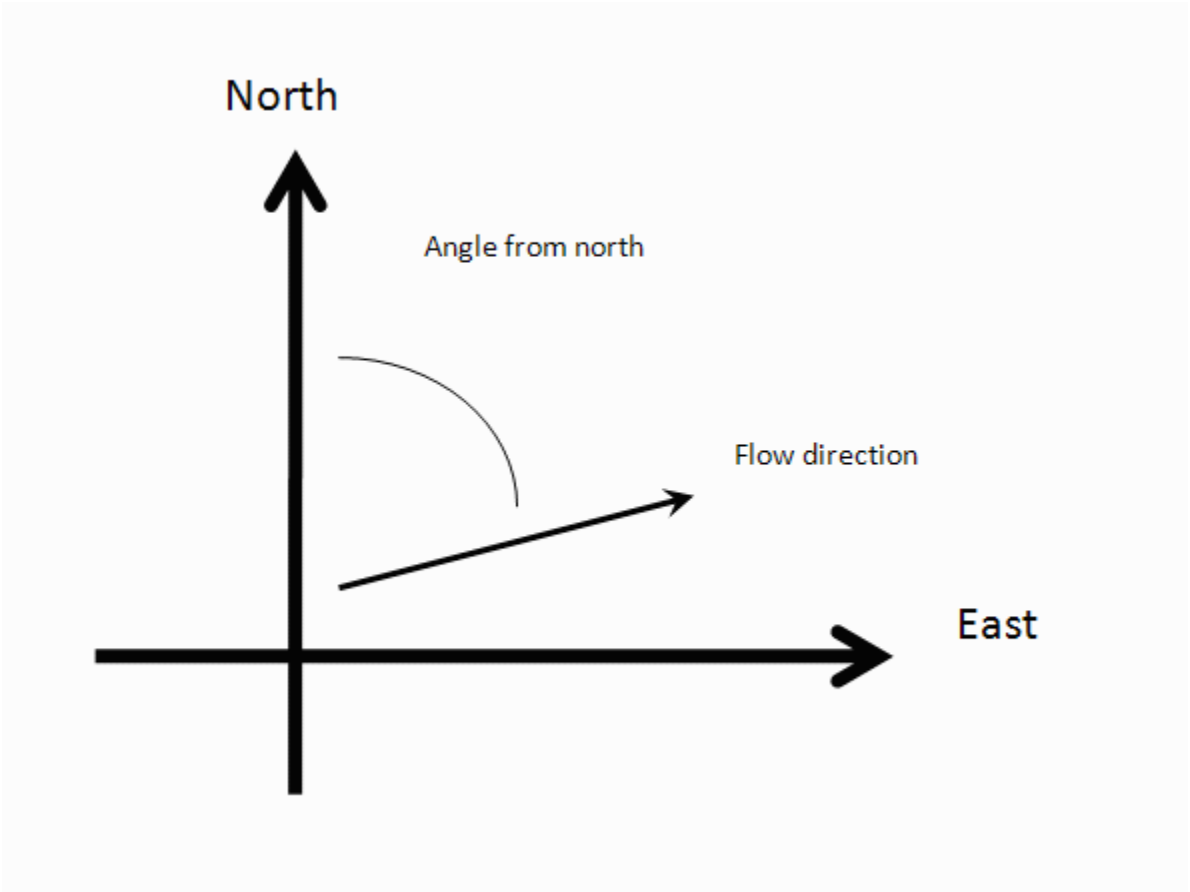

Inputs

Example Data Set 1 | Example Data Set 2 | Calculate | Clear
Save Data | Recall Data | Go Back

Site Name PTRL http://www.epa.gov/athens/learn2model/part-two/onsite/gradient4plus-ns.html

Date 7/15/2013 Current Date

Calculation basis Head

Coordinates ft

I.D.		x-coordinate	y-coordinate	head ft
1)	MW-2	1013980.26	585936.26	2978.28
2)	MW-3	1014143.73	586332.77	2978.91
3)	MW-4	1014583.06	585842.57	2978.58
4)	MW-5	1014625.05	586409.13	2979.10
5)				
6)				
7)				
8)				
9)				
10)				
11)				
12)				
13)				
14)				
15)				
16)				
17)				
18)				
19)				
20)				
21)				
22)				
23)				
24)				
25)				
26)				
27)				
28)				
29)				
30)				

Results

Number of Points Used in Calculation	4
Max. Difference Between Head Values	0.2499
Gradient Magnitude (i)	0.001159
Flow direction as degrees from North (positive y axis)	205.5
Coefficient of Determination (R^2)	0.965

WCMS

Last updated on Thursday, January 10, 2013