VEOLIA
ENVIRONMENTAL SERVICES

TECHNICAL SOLUTIONS
NORTH AMERICA

RECEIVED
MAR 30 2012
ADEQ

March 30, 2012

Ms. Diana Deming
Arizona Department of Environmental Quality
1110 West Washington Street
Phoenix, Arizona 85007

RE: 2011 Hazardous Waste Report - Veolia ES Technical Solutions, L.L.C., 5736 W. Jefferson St., Phoenix, AZ 85043; EPA ID Number – AZ0 000 337 360

Dear Ms. Deming,

As we discussed via e-mail, please find enclosed two (2) hard copies of the revised Site assessment Report for the above referenced facility.

If you have any questions or desire any additional information please contact me at (602) 233-2955.

Sincerely,

Wayne Bulsiewicz

EHS Manager
VES-TS Phoenix, AZ

ARIZONA DEPARTMENT OF ENVIRONMENTAL QUALITY
MAR 30 2012
Waste Programs Div.
Permits Section

Veolia ES Technical Solutions, L.L.C.
5736 West Jefferson, Phoenix, AZ 85043
tel: 602 233 2955 fax: 602 415 3030
www.VeoliaES.com

URS

ARIZONA DEPARTMENT OF
ENVIRONMENTAL QUALITY

MAR 30 2012

Waste Programs Div.
Permits Section

SITE ASSESSMENT REPORT
5736 WEST JEFFERSON STREET
PHOENIX, ARIZONA

Prepared for:
VEOLIA ES TECHNICAL SOLUTIONS, L.L.C.

URS Job No. 23446242
July 2008
Revised June 2009 and February 2012

Registered Professional Engineer (Chemical)
CERTIFICATE NO.
37331
JANET M
WORKMAN
DATE SIGNED 2-28-12
ARIZONA U.S.A.
EXPIRES 3/31/2014

SITE ASSESSMENT REPORT
5736 WEST JEFFERSON STREET
PHOENIX, ARIZONA

Prepared for:
VEOLIA ES TECHNICAL SOLUTIONS, L.L.C.

URS Job No. 23446242
July 2008
Revised June 2009 and February 2012

TABLE OF CONTENTS

Page

1.0 INTRODUCTION 1-1
1.1 PHYSICAL LOCATION AND DESCRIPTION OF PROPERTY 1-1
1.1.1 SWMU 8 1-3
1.1.2 AOC 1 1-3
2.0 FIELD ACTIVITIES 2-1
2.1 SAMPLE LOCATION, DEPTH, AND ANALYSES 2-1
2.1.1 SWMU 8 2-1
2.1.2 AOC 1 2-2
2.2 PRE-MOBILIZATION ACTIVITIES 2-2
2.2.1 Site-Specific Health and Safety Plan 2-3
2.2.2 Utility Location and Services 2-3
2.3 SAMPLE COLLECTION AND ANALYSES 2-3
2.3.1 Sample Handling and Preservation 2-4
2.3.2 Field Documentation 2-4
2.4 QUALITY ASSURANCE AND QUALITY CONTROL 2-6
2.4.1 Trip Blanks 2-6
2.4.2 Equipment Blanks 2-6
2.4.3 Field Duplicates 2-6
3.0 ANALYTICAL RESULTS 3-1
3.1 METALS 3-1
3.2 VOLATILE ORGANIC COMPOUNDS 3-1
3.3 SEMI-VOLATILE ORGANIC COMPOUNDS 3-1
4.0 DISCUSSION AND CONCLUSIONS 4-1
4.1 ARSENIC 4-1
4.2 CHROMIUM 4-2
5.0 REFERENCES 5-1

TABLES

1 Analytical Results for Soil Samples

FIGURES

1 Site Location Map
2 Site Plan
3 Site Drainage
4 Proposed Remediation Locations

LIST OF APPENDICES

A Boring Logs
B Field Notes
C Orange Coast Analytical Laboratory Report
D Data Validation Memorandum
E ProUCL 4.0 Input and Output for Arsenic
F ProUCL 4.0 Input and Output for Total Chromium
G Certification Statement and Signature Page

Disclaimer

This report has been prepared based on certain key assumptions made by URS which substantially affect the conclusions and recommendations of this report. These assumptions, although thought to be reasonable and appropriate, may not prove to be true in the future. The conclusions and recommendations of URS are conditioned upon these assumptions.

1. *This Site Assessment was designed and implemented to assess the potential of a release to soil and groundwater at the site from the SWMU 8 and AOC1, and was conducted in response to a corrective action request by the Arizona Department of Environmental Quality (ADEQ), and in accordance with a Site Assessment Plan approved by ADEQ.*

2. *The historical locations of Solid Waste Management Unit 8 (SWMU 8 - former outdoor storage area north of Building 4) and Area of Concern 1 (AOC1 - former outdoor paint booth north of Building 1) are uncertain and were located based on historical records and files provided by the client.*

3. *The soil sample locations were placed based on that historical information and, to the best of our knowledge, reasonably and appropriately located to perform the Site Assessment. If subsequent information indicates that the soil samples were incorrectly located, the conclusions and recommendations of this report will need to be reevaluated.*

4. *This report has been most recently revised in February, 2012 based on a request by Veolia in response to communications with the ADEQ that occurred between the report origination date (June 2009) and January 13, 2012. Minor modifications are being made to June 2009 report, at the request of Veolia, in response to those communications with ADEQ. URS is not changing its substantial conclusions presented in the June 2009 report; however, modifications to this report are being made regarding investigation for arsenic to be conducted at the time RCRA Closure is undertaken at the facility, as agreed upon amongst Veolia and the ADEQ.*

LIST OF ACRONYMS

ADEQ	Arizona Department of Environmental Quality
AHWMA	Arizona Hazardous Waste Management Act
AOC	Area of Concern
bgs	Below ground surface
COC	Chain-of-custody
Cr	Chromium
DPT	Direct push technology
EPA	Environmental Protection Agency
GPL	Groundwater Protection Level
HASP	Health and Safety Plan
HID	High Intensity Discharge
ICU	Intermodal Cargo Unit
JET	Johnson Environmental Technologies
MCMAs	Mercury-containing lamps and manufactured articles
mg/Kg	Milligrams per kilogram
NR-SRL	Non-residential soil remediation level
OSHA	Occupational Safety and Health Administration
PAH	Polynuclear Aromatic Hydrocarbons
PCB	Polychlorinated biphenyl
PCE	Tetrachloroethene
PID	Photo-ionization Detector
QA/QC	Quality Assurance/Quality Control
RCRA	Resource Conservation and Recovery Act
RFA	RCRA Facility Assessment
RPD	Relative Percent Difference
R-SRL	Residential Soil Remediation Level
SP	Site Assessment Plan
SAR	Site Assessment Report
SRL	Soil Remediation Level
SWMU	Solid Waste Management Unit
SVOC	Semi-Volatile Organic Compound
UCL	Upper Confidence Limit of the Mean
USGS	U.S. Geological Survey
Veolia	Veolia ES Technical Solutions, L.L.C.
VOCs	Volatile Organic Compounds

1.0 INTRODUCTION

URS Corporation (URS) has prepared this Site Assessment Report (SAR) for the Veolia ES Technical Solutions, L.L.C. (Veolia) facility ("the Site") in accordance with Part IV of the Arizona Hazardous Waste Management Act (AHWMA) permit. The Arizona Department of Environmental Quality (ADEQ) has determined that corrective action is required for one Solid Waste Management Unit (SWMU) and one Area of Concern (AOC) at the facility.

Site-specific methods and procedures followed during the site assessment, including pre-mobilization activities, sampling rationale, sample collection, sample handling and preservation, sample analysis, quality assurance/quality control (QA/QC) requirements for sampling, site restoration, and reporting were defined in the Site Assessment Plan (SP) . A site-specific Health and Safety Plan (HASP) was implemented during site assessment activities.

1.1 PHYSICAL LOCATION AND DESCRIPTION OF PROPERTY

The approximately 1.83-acre Site is located at 5736 West Jefferson Street in Phoenix, Maricopa County, Arizona (Figure 1). The Site is located north of Jefferson Street and East of 59th Avenue. It is approximately 6 miles west of downtown Phoenix and approximately 1 mile south of Interstate 10. The area surrounding the Site is currently used for industrial, manufacturing, and distribution purposes. The Site is currently zoned A-1, Light Industrial District, by the City of Phoenix. Figure 2 provides a facility layout and site plan to scale.

A Resource Conservation and Recovery Act (RCRA) Facility Assessment (RFA) was conducted at the Site which identified eight SWMUs and one AOC. The SWMUs and AOC described in the AHWMA Permit include the following:

- SWMU 1: Former Lamp Storage Intermodal Cargo Unit (ICU) Area, northwest corner of the facility, north of building one, no further investigation is required;
- SWMU 2: Present Lamp Storage Building (Storage Area 1), no further investigation is required;
- SWMU 3: Present Lamp Storage Area in Building 1, no further investigation is required;
- SWMU 4: Drywells South of the Buildings, no further investigation is required;
- SWMU 5: Drywells in Truck Wells, no further investigation is required;
- SWMU 6: Drywells North of the buildings, no further investigation is required;
- SWMU 7: Waste Storage Areas in Building 4, no further investigation is required;

- SWMU 8: Former Outdoor Storage Area North of Building 4, SP required; and
- AOC 1: Former Outdoor Paint Booth North of Building 1, SP required.

The facility consists of four one-story buildings totaling 32,744 square feet of floor space. Buildings 1 and 2, as well as Buildings 3 and 4, share a common wall (Figure 2). The buildings are constructed of concrete masonry block exterior and separating walls. The buildings each have similar parking and landscaping to the front, single truck wells, fenced rear storage areas, and three service doors to the warehouse areas. The service doors include two 10-foot by 12-foot and one 10-foot by 14-foot overhead doors.

The Site is entirely enclosed. The Site is surrounded by a 6-foot high concrete wall topped with coiled barbed wire on the north, west, and east sides (Figure 2). The south side allows access to the truck wells but is enclosed by chain link gates that are topped with three strands of barbed wire.

Also constructed on the property is a lamp storage building that is located at the northwest corner of the property. The building measures 80 feet in length (west to east), 30 feet in width (south to north), and 14 feet in height. The building is constructed of metal beam frame with sheet metal exterior and roofing. There is no constructed floor to the building, but rather asphaltic pavement. This pavement is bermed around the interior perimeter of the building frame, which prevents precipitation run-on into the building. Stored materials are placed on pallets or are drummed.

Except for the lamp storage building, floors are cast-in-place concrete slabs (Portland Type-II). The concrete floors have been treated with an epoxy coating or other similar sealant; however, containers of liquid materials are not stored directly on any concrete surface. As stated above, the hazardous waste storage building has an asphalt base with a perimeter berm to prevent run-on into the building. The same berm system will prevent any surface migration of materials that may be generated from within the building. Asphalt is in place in the exterior storage areas.

The following permitted hazardous waste processing areas are located at the site (Figure 2):

- Building 1 contains mercury processing and maintenance areas that process, handle and store fluorescent lamps, high intensity discharge (HID) lamps, and miscellaneous mercury containing manufactured articles (MCMAs) under a RCRA permit issued by ADEQ;

- Building 2 contains a polychlorinated biphenyl (PCB) processing and maintenance area for the processing, handling and storage of transformers that contain PCBs under a permit issued by the U.S Environmental Protection Agency (EPA);

- Building 3 contains a processing and maintenance area for the processing, handling and storage of ballasts that contain PCBs under the same EPA permit;

- Building 4 contains storage areas for batteries, outgoing metals, outgoing mercury debris, PCB and non-PCB containing oils, outgoing hazardous waste and cardboard storage drums.

There are no water wells, sumps, septic tanks, surface waters, industrial sewers, storm sewers, canals, irrigation or discharge ditches on the property. The facility is connected to the City of Phoenix water distribution and sanitary sewer systems and discharges to the sanitary sewer located along Jefferson Street (Figure 2).

A total of 11 active and inactive drywells are located on the property (Figure 2). Four of the Class V drywells have been welded and sealed shut to prevent any hazardous wastes or hazardous waste constituents from entering the wells. ADEQ was notified of the drywell closures in correspondence dated January 17, 2002. Another four of the Class V drywells located within the truck loading docks were sealed over. Three of the drywells are currently active; they receive and drain storm water runoff from the south (non-industrial) side of the facility (e.g., employee parking area) as shown on the site drainage pattern (Figure 3). Berms located on the east of Building 4, between Buildings 2 and 3, and to the west of Building 1 prevent storm water from the process areas from entering these drywells. Water drainage on the north (industrial) side of the property is influenced by the sloping of asphalt and concrete traffic control and parking areas. The drainage pattern on the north side directs storm water runoff to collect and evaporate on the asphalt-paved storage areas (Figure 3).

1.1.1 SWMU 8

According to the RFA, drums of waste oil and/or lubricant, broken lamps, retort residue, mercury debris, PPE and MCMAs have been stored or observed in SWMU 8 and in the general storage area north of the buildings.

1.1.2 AOC 1

According to the RFA, a former occupant of Building 1, Graphic Technical Services, applied for an installation permit for a paint booth to be located north of Building 1 in 1987. There is no information available describing the types and amounts, if any, of paint used in the paint booth.

2.0 FIELD ACTIVITIES

2.1 SAMPLE LOCATION, DEPTH, AND ANALYSES

ADEQ has determined that corrective action is required for SWMU 8 and AOC 1 at the Site due to a moderate potential of a release to soil and groundwater. On March 17, 2008 URS mobilized to the site to advance soil borings and collect soil samples. The number of soil borings and samples are based on the area for both SWMU 8 and AOC 1. Sample locations are identified on Figure 2.

2.1.1 SWMU 8

SWMU 8 is the Former Outdoor Storage Area North of Building 4. Based on the Site map, the area is 3,850 square feet. According to Veolia ES management, the top layer of asphalt at the SWMU 8 area was replaced in March of 2003. Six sample locations were spaced in a grid system within this area (Figure 2). The southern east-west grid line containing three sample locations (VB4, VB5 and VB6) was placed approximately 10 feet north of the northern wall of Building 4. The northern east-west grid line containing three sample locations (VB7, VB8, and VB9) was placed approximately 30 feet north from the southern grid line. The three north-south grid lines were spaced at approximately 25 feet apart to cover the length of Building 4. Placing sample locations close to the bay doors of Building 4 and in middle of the storage area would assess spillage, if any, of waste that was placed in the outdoor storage area. Some cracks in the asphalt surface were observed near sample locations nearest Building 4. Locations VB4 and VB6 were moved and drilling activities conducted near those cracks, as the cracks may be a conduit for suspected contamination to soil.

Samples collected from SWMU 8 were analyzed for eight RCRA metals by EPA Method 6010B/7471A, volatile organic compounds (VOCs) by EPA Method 8260B, and polynuclear aromatic hydrocarbons (PAHs) and semi-volatile organic compounds (SVOCs) by EPA Method 8270. VOCs were analyzed at low level laboratory reporting limits to ensure that the reporting limits are below the appropriate regulatory standard and the reported data are meaningful for the site assessment.

Four samples were collected at each location. The first sample was collected at a depth interval of approximately 6 inches to 1 foot below ground surface (bgs), or a 6-inch interval beginning at the bottom of the asphalt cover. The second sample was collected at a depth of approximately 3 feet bgs. The third sample was collected at a depth of approximately 9 feet bgs. As a contingency, the fourth sample was collected at approximately 14 feet bgs. Three of the six samples collected at 9 feet bgs and all six samples collected at 14 feet bgs were preserved and held for later analysis pending the results of the shallower samples. If analytical results of shallower samples indicated contamination

of soils resulting from historical site operations, the deeper contingency samples would be analyzed to assist in evaluating the vertical extent of contamination.

2.1.2 AOC 1

AOC 1 is the Former Outdoor Paint Booth North of Building 1. Based on the Site map, the area is approximately 100 square feet. According to Veolia ES management, the top layer of asphalt at the AOC 1 area was replaced in March of 2003. There was no excavation of subsurface soils; only a new layer of asphalt was installed. Because there is no physical indication where the former paint booth was located, and it no longer exists, the outline of the area will be marked and measured off of the northeast corner of Building 1. Due to the uncertainty of the orientation and configuration of doors at the former paint booth, three sample locations (VB1, VB2 and VB3) were be placed outside of the approximate footprint (Figure 2). The exact locations were placed based upon field observations determining surface water run-off direction of the area.

Samples collected from AOC1 were analyzed for eight RCRA metals by EPA Method 6010B/7471A, and VOCs by EPA Method 8260B, due to the possible presence of lead-based paints or VOCs in the paint compounds. VOCs were analyzed at low level laboratory reporting limits to ensure that the reporting limits are below the appropriate regulatory standard and the reported data are meaningful for the site assessment.

Three samples were collected at each location on the east (VB2) and west (VB1) sides of the former paint booth, and four samples were collected at location (VB3) on the north (down-gradient relative to local surface drainage) side of the former paint booth (Figures 2 and 3). The first sample was collected at a depth interval of approximately 6 inches to 1 foot bgs, or a 6-inch interval beginning at the bottom of the asphalt cover. The second sample was collected at a depth of approximately 3 feet bgs. The third sample was collected at a depth of approximately 9 feet bgs. Also as a contingency, a fourth sample was collected at a depth of approximately 14 feet bgs on the north (down-gradient) side of the former paint booth. The third samples collected on the east and west sides and the fourth sample collected on the north side were preserved and held for later analysis depending on the results of the shallower samples. If analytical results of shallower samples indicated contamination of soils resulting from historical site operations, the deeper contingency samples would be analyzed to assist in evaluating the vertical extent of contamination.

2.2 PRE-MOBILIZATION ACTIVITIES

The primary focus of pre-mobilization activities was to establish safe Site access and provide for the health and safety of URS personnel, subcontractors and the surrounding area before the start of excavation activities. The components of pre-mobilization included the following tasks.

2.2.1 Site-Specific Health and Safety Plan

A written HASP is required for hazardous waste investigations and remediation according to the Occupational Safety and Health Administration (OSHA), Code of Federal Regulations 1910.120(b). A project-specific HASP was prepared with the SP to govern the field work activities at the Site.

2.2.2 Utility Location and Services

The Arizona Blue Stake "one call" system was contacted to locate active utilities up to the utility meters. In addition, a private utility locator service was contacted to locate and mark private utilities. Located utilities were feather flagged or offset staked. If a proposed sample location was above a known utility corridor, the sample location was offset to clear the utility.

2.3 SAMPLE COLLECTION AND ANALYSES

Johnson Environmental Technologies (JET), an Arizona-licensed drilling contractor, was selected to conduct soil sampling activities. The drilling contractor cored a 2-inch diameter hole in the asphalt at each sample location prior to drilling activities. Soil borings were advanced using a direct push technology (DPT) drill rig. During drilling, the operator's breathing zone was monitored for VOCs using a field-calibrated photo-ionization detector (PID). Each soil boring was terminated when the soil boring reached the proposed depth for that specific location.

Using the DPT rig, soil samples were collected in a decontaminated coring tube with a clean 1-inch diameter by 4-foot long acetate liner. When the drill bit reached the top of the sampling depth interval, the sampler assembly was advanced with a hydraulic hammer. The 4-foot long acetate liner was removed from the coring tube and cut into approximately 9-inch lengths. The portion of the liner that contained soil from the appropriate sampling depth was retained and packaged for analysis. The acetate sleeve retained for analysis contained approximately 7 cubic inches (approximately 250 grams) of soil.

Soil collected in the acetate liner was packaged and preserved in accordance with ADEQ guidance (ADEQ 1997). One 5-gram subcore of the sample in the acetate liner was extracted for VOC analysis using Encore™ samplers. The Encore™ subcore and the acetate liner containing the remaining soil were packaged and preserved in a cooler with ice. The residual soil in the acetate liner was analyzed for RCRA metals, PAHs and/or SVOCs as described in Sections 2.1.1 and 2.1.2, and reserved for subsequent analysis if needed. The acetate liner was packaged by covering each end with a square of Teflon™ sheet, a square of aluminum foil, and a tight-fitting plastic end cap. The packaged sample was labeled as described in Section 2.3.2 below, placed in a re-sealable plastic bag, and then placed in a cooler with wet ice for preservation.

For each soil sample collected, soil from an adjacent 9-inch long section of acetate liner was field screened for the presence of VOCs by testing gas headspace readings using the PID. The soil was extruded from the container directly into a re-sealable plastic bag, the bag was sealed, and the soil sample was disaggregated by gently kneading the soil. The sample was allowed to set for approximately 10 minutes to allow vapors to equilibrate in the bag headspace. After equilibration the PID probe was inserted into the head space of the re-sealable plastic bag and the highest PID reading recorded in the field notes in units of parts per million.

Samples were submitted to Orange Coast Analytical laboratory for analysis within hold times allowed for the preservation method and analytical methods selected.

After sampling was completed, the core holes were backfilled with bentonite chips and the asphalt was backfilled and compacted with asphalt patch.

2.3.1 Sample Handling and Preservation

Sample containers were placed in re-sealable plastic storage bags and wrapped in protective packing material, as necessary. Each soil sample was stored in an iced cooler immediately following collection until the samples were delivered to the laboratory. The packaged soil samples were covered with wet ice to maintain a temperature range of 2°C to 6°C until the samples were delivered to the laboratory. A temperature blank was provided in each cooler so the laboratory can verify the sample temperatures upon receipt.

Contingency soil samples collected at a depth of approximately 14 feet were held and preserved for later analysis depending on the results of the shallow samples. Contingency samples were also extracted using an Encore™ sampler, and the Encore™ samples and acetate liners were packaged and preserved as described above in Sections 2.1 and 2.3. Contingency samples were submitted to the analytical laboratory for preservation and storage at the appropriate temperature and security to ensure that the sample quality and integrity were not compromised.

Chain-of-custody (COC) forms were provided by the contract laboratory. The sampler documented sample identification, time and date of collection, matrix, and analytical method or parameter to be used on the COC form. One COC form was filled out per ice chest.

2.3.2 Field Documentation

A field supervisor directed sampling activities and was responsible for maintaining the following field documentation:

- A geologic log for each boring describing and classifying the soil and indicating the samples submitted for analyses (Appendix A)
- The sample container labels and COC forms
- Health and safety documentation as required by the HASP
- A soil sampling data sheet to record the following:
  - Sampling date and time
  - Boring number and depth of sample
  - Sample identification as written on container labels, with blind QC samples identified and referenced to the respective primary sample or collection location
  - QC type (P0 = primary sample, D1 = duplicate sample, or EB = field equipment blank)
  - Other observations or comments such as sample odor, or sample color.

In addition, a daily field report was made in a field notebook recording field activities and pertinent data that are not included on the other forms described above. Daily field reports are included in Appendix B. Information in the field report includes the following: general site conditions, daily weather, arrival and departure of subcontractors and visitors, equipment used onsite, equipment problems, and other relevant information.

Sample labels were filled out and numbered using waterproof ink. At a minimum, each label included the following information:

- Project name
- Sample location
- Sample depth
- Sample type
- Sampler's company affiliation
- Date and time of sample collection
- Analyses required
- Sampler's initials

2.4 QUALITY ASSURANCE AND QUALITY CONTROL

Quality assurance (QA) parameters are the quantitative and qualitative indicators used to describe the quality of the site assessment effort. QA parameters include: precision, accuracy, representativeness, completeness, and comparability. Field quality control (QC) samples are designed to help identify potential sources of sample contamination in original field samples and evaluate potential errors introduced by sample collection and handling. Field QC samples include trip blanks, field blanks, equipment blanks, and field duplicates.

2.4.1 Trip Blanks

Trip blanks are analyzed with field samples to evaluate the accuracy of VOC analyses by demonstrating potential bias introduced during sample handling. Each cooler containing samples designated for VOC analyses should contain an aqueous trip blank provided by the laboratory. The trip blank would remain sealed and accompany the environmental samples throughout the sampling procedure. No trip blank was provided by the laboratory for this sampling event.

2.4.2 Equipment Blanks

Equipment blanks are analyzed to evaluate the effectiveness of field decontamination procedures. Equipment blanks are collected by pouring distilled water over decontaminated equipment and collecting the rinsate directly into sample containers. Equipment blanks are analyzed for all parameters evaluated in the associated samples. One equipment blank was collected prior to mobilization from AOC 1 to SWMU 8.

2.4.3 Field Duplicates

Field duplicate samples are samples collected at the same time a field original sample is collected to check for the natural sample variance and the consistency of both field techniques and laboratory analyses. The field duplicate sample was handled in the same manner as the field original sample. Agreement between duplicate sample results indicates good sampling and analytical precision. The precision goal for field duplicate analyses is plus or minus a 35 relative percent difference (RPD). Field duplicates are collected at a frequency of 10 percent of primary samples. Based on the number of proposed primary samples (30), three field duplicate samples were collected and analyzed for the same analytes as the corresponding primary samples.

Each field duplicate sample is packaged as an individual sample separate from the corresponding primary sample and labeled with a fictitious sample identification number and sample collection time such that the duplicate sample is “blind” and the analytical laboratory cannot identify it with the corresponding primary sample.

3.0 ANALYTICAL RESULTS

Analytical laboratory reports are presented in Appendix C. A summary of analytical results is tabulated in Table 1 and compared to corresponding SRLs (soil remediation levels) and GPLs (groundwater protection levels), where established.

3.1 METALS

Arsenic was reported in four samples at concentrations exceeding the corresponding Arizona residential and non-residential soil remediation level of 10 milligrams per kilogram (mg/Kg). These results ranged from 11 mg/Kg to 14 mg/Kg. All four samples were taken surrounding AOC 1. The remaining 21 samples reported concentrations of arsenic above the laboratory reporting limits but below the corresponding R-SRL.

Barium and lead were reported in all 25 samples analyzed at concentrations above the laboratory reporting limits but below the corresponding R-SRLs. Chromium was reported in all 25 samples analyzed at concentrations above the laboratory reporting limits, below the corresponding R-SRL for Chromium III, and below the corresponding NR-SRL for Chromium VI.

Mercury was reported in sample VB5-1.0 at a concentration of 0.30 mg/Kg, below the corresponding R-SRL of 23 mg/Kg and GPL of 12 mg/Kg. Mercury was not detected above the laboratory reporting limits in other samples.

Cadmium, selenium and silver were not detected above the laboratory reporting limits in any of the samples analyzed.

3.2 VOLATILE ORGANIC COMPOUNDS

Tetrachloroethene (PCE) was reported in one sample (VB5-1.0) at a concentration of 0.079 mg/Kg. This concentration is below the corresponding R-SRL of 0.51 mg/Kg. No other VOCs were reported above the laboratory reporting limits.

3.3 SEMI-VOLATILE ORGANIC COMPOUNDS

Samples collected from SWMU 8 were analyzed for SVOCs. No SVOCs were reported at concentrations above the laboratory reporting limits. For sample VB5-1.0, the laboratory practical quantitation limit for some SVOCs was greater than the corresponding SRL due to matrix interference. The laboratory dilution of VB5-1.0 was necessary due to the fine particulate matter that resulted in coagulation of the solvent used in the extraction. The coagulation also caused poor

surrogate recovery. The surrogate percent recovery was also below established control limits for sample VB7-9.0, which was not diluted. The other samples run within the batch did not report low surrogate recovery, suggesting that the unacceptable surrogate recovery is likely do to matrix effects and not laboratory method failure. URS believes the surrogate recovery results should not be considered an issue for these samples because no SVOCs were detected above laboratory reporting limits and there is no information indicating these compounds have been used, stored, or transported at the subject site.

4.0 DISCUSSION AND CONCLUSIONS

This assessment was designed to assist Veolia ES Technical Solutions, LLC with evaluating whether a historical release to soil and groundwater in the AOC 1 and SWMU 8 areas has occurred.

URS collected 34 soil samples at the Site. Twenty-five primary samples were analyzed for 8 RCRA metals and VOCs, and a subset of 18 samples were also analyzed for SVOCs. Nine contingency samples were held but not analyzed due to favorable results of the initial 25 samples analyzed. None of the soil samples reported concentrations of VOCs or SVOCs that would indicate the presence of environmental contamination.

4.1 ARSENIC

Four soil samples reported concentrations of arsenic exceeding the 2007 R-SRL of 10 mg/Kg. Each of the four samples indicating arsenic above the R-SRL was located in shallow soil (i.e., at depths of one to three feet below ground surface) in the vicinity of the former paint booth. The highest reported concentration of arsenic was 14 mg/Kg. Naturally-occurring concentrations of arsenic in Arizona soil can range from less than 0.2 to 97 mg/Kg (Ball 1990) with concentrations in Maricopa County ranging from 2.95 to 42.41 mg/Kg (USGS 2007).

Although arsenic concentrations of greater than the R-SRL were measured in soil near the former paint booth, the exposure concentration for the site was estimated to be 9.413 mg/Kg based on the 95% upper confidence limit of the mean (95% UCL) for the entire data set (AOC 1 and SWMU 8 areas) as calculated using the program ProUCL 4.0. This value is less than the R-SRL of 10 mg/Kg. Program input and output are included in Appendix E.

In an effort to evaluate whether slightly higher arsenic levels in the vicinity of AOC 1 were due to differing soil conditions, URS reviewed the boring logs associated with the sampling activities and determined that the lithology of the samples collected near the paint booth did not differ from soil type at the other sampled locations on site. Therefore, the slightly higher arsenic concentrations in soil near the paint booth may not be attributed to differences in soil type or to the presence of fill material. Using the program ProUCL 4.0, URS calculated a 95% UCL of 12.59 mg/Kg for the arsenic data set near the former paint booth (AOC 1) and a 95% UCL of 8.64 mg/Kg for the arsenic data set adjacent to SWMU 8 (see Appendix E). Although there is no information indicating arsenic-containing pigments have historically been used in paints at the paint booth facility, and although it is not uncommon to find naturally-occurring arsenic at concentrations greater than the arsenic R-SRLs in Phoenix metropolitan area soils, a comparison of the 95% UCL values suggests that arsenic concentrations are slightly elevated adjacent to the former paint booth area in

comparison to SWMU 8. An evaluation of concentration versus depth was not conducted due to the presence of a single sample at 9 feet below ground surface in the vicinity of AOC 1.

URS concludes that although arsenic concentrations in soil adjacent to AOC 1 are slightly higher than arsenic concentrations at SWMU 8 (assumed to be background), the exposure concentration for the site is less than the R-SRL based on the 95 %UCL of the combined data sets. Based on the exposure point concentration for the facility, URS concludes that the arsenic concentrations observed in soil do not pose a risk to human health or the environment and that no further action is necessary at this time.

Notwithstanding the above analysis and conclusion, ADEQ has requested that Veolia conduct arsenic remediation at the time of RCRA Closure; Veolia has agreed to do this. Accordingly, a modified RCRA Closure plan has been developed by Veolia, and includes arsenic remediation activities. Figure 4 denotes the location of the proposed remediation activity.

4.2 CHROMIUM

The 25 soil samples analyzed for 8 RCRA metals indicated concentrations of total chromium in the range of 8.3 mg/Kg to 41 mg/Kg. Because the analysis used did not differentiate between chromium III (Cr III) and chromium VI (Cr VI), the results must be compared independently to the SRL for each valence state. The total chromium concentrations are well below the R-SRL for Cr III of 120,000 mg/Kg. Six of the measured values exceed the R-SRL of 30 mg/Kg for Cr VI. None of the total chromium concentrations, however, exceeds the NR-SRL of 65 mg/Kg for Cr VI.

The exposure concentration for the site as estimated based on the 95% upper confidence limit of the mean (95% UCL) for the entire data set (AOC 1 and SWMU 8 areas) as calculated using the program ProUCL 4.0. The 95% UCL is calculated to be 28.14 mg/Kg, which is less than the R-SRL. Program input and output are included in Appendix F.

As discussed in the case of arsenic, the higher total chromium concentrations observed in samples collected near AOC1 are likely not due differences in soil type. Using the program ProUCL 4.0, URS calculated a 95% UCL for total chromium of 39 mg/Kg for the sample set collected near the former paint booth (AOC 1) and a 95% UCL of 25.38 mg/Kg for the sample set adjacent to SWMU 8 (see Appendix F). In the case of AOC 1, the 95% UCL is greater than the R-SRL but less than the NR-SRL for Cr VI. In the case of SWMU 8, the 95% UCL is less than the R-SRL. A comparison of the 95% UCL values suggests that total chromium concentrations are slightly elevated adjacent to the former paint booth area in comparison to SWMU 8. An evaluation of concentration versus depth was not conducted due to the presence of a single sample collected at 9 feet below ground surface in the vicinity of AOC 1.

URS concludes that although total chromium concentrations in soil adjacent to AOC 1 are higher than total chromium concentrations adjacent to SWMU 8 (assumed to be background), the exposure concentration for the site is less than the R-SRL for Cr VI based on the 95 %UCL of the combined data sets. Based on the exposure point concentration for the facility, URS concludes that chromium does not pose a risk to human health or the environment and that no further action is necessary at this time.

Notwithstanding the above analysis and conclusion, ADEQ has requested that Veolia conduct chromium remediation at the time of RCRA Closure; Veolia has agreed to do this. Accordingly, a modified RCRA Closure plan has been developed by Veolia, and includes chromium remediation activities. Figure 4 denotes the location of the proposed remediation activity.

5.0 REFERENCES

Arizona Department of Environmental Quality (ADEQ), 1997. Environmental Sampling Workshop: Soils, Soil Gases & Other Solids. December.

Ball, Scott. 1990. Evaluation of background metals concentrations in Arizona soils and development of a statewide database. Earth Technology Corporation. November 29.

U.S. Environmental Protection Agency Office of Research and Development, ProUCL Version 4.0.

U.S. Geological Survey (USGS). 1952. 7.5-Minute Series Topographic Map, Fowler, Arizona, (photorevised 1982).

U.S. Geological Survey (USGS). 2007. Mineral Resources On-Line Spatial Data, Average Concentrations of Elements in Maricopa County. http://tin.er.usgs.gov/geochem/county.php?place=f04013&el=As&rf=southwestern

URS. 2007. Revised Site Assessment Plan, 5736 West Jefferson Street Phoenix, Arizona for Veolia ES Technical Solutions, LLC. August.

TABLES

Table 1
Analytical Results for Soil Samples
Veolia ES Technical Solutions, 5736 West Jefferson Street, Phoenix, Arizona

					SAMPLE ID				
Analyte	**Units**	**R-SRL**	**NR-SRL**	**GPL**	**VB1-1.0**	**VB1-3.0**	**VB2-1.0**	**VB2-3.0**	**VB3-1.0**
TOTAL METALS									
Arsenic	mg/kg	10	10	290	**9.9**	**13**	**11**	**12**	**7.5**
Barium	mg/kg	15,000	170,000	12,000	**130**	**92**	**120**	**130**	**100**
Cadmium	mg/kg	39	510	29	<0.5	<0.5	<0.5	<0.5	<0.5
Chromium*	mg/kg	120000/30	1000000/65	590	**30**	**41**	**34**	**40**	**23**
Lead	mg/kg	400	800	290	**14**	**9.9**	**18**	**9.8**	**8.0**
Mercury	mg/kg	23	310	12	<0.1	<0.1	<0.1	<0.1	<0.1
Selenium	mg/kg	390	5,100	290	<5.0	<5.0	<5.0	<5.0	<5.0
Silver	mg/kg	390	5,100	NE	<0.5	<0.5	<0.5	<0.5	<0.5
VOLATILE ORGANIC COMPOUNDS (VOCS)									
Acetone	mg/kg	14,000	54,000	NE	<0.25	<0.25	<0.25	<0.25	<0.25
Benzene	mg/kg	0.65	1.4	47	<0.05	<0.05	<0.05	<0.05	<0.05
Bromobenzene	mg/kg	28	92	NE	<0.05	<0.05	<0.05	<0.05	<0.05
Bromochloromethane	mg/kg	NE	NE	NE	<0.05	<0.05	<0.05	<0.05	<0.05
Bromodichloromethane	mg/kg	0.8	18.0	NE	<0.05	<0.05	<0.05	<0.05	<0.05
Bromoform	mg/kg	69	2,200	NE	<0.05	<0.05	<0.05	<0.05	<0.05
Bromomethane	mg/kg	3.9	13.0	NE	<0.25	<0.25	<0.25	<0.25	<0.25
n-Butylbenzene	mg/kg	240	240	NE	<0.05	<0.05	<0.05	<0.05	<0.05
sec-Butylbenzene	mg/kg	220	220	NE	<0.05	<0.05	<0.05	<0.05	<0.05
tert-Butylbenzene	mg/kg	390	390	NE	<0.05	<0.05	<0.05	<0.05	<0.05
Carbon tetrachloride	mg/kg	0.3	5.5	NE	<0.05	<0.05	<0.05	<0.05	<0.05
Chlorobenzene	mg/kg	150	530	2,300	<0.05	<0.05	<0.05	<0.05	<0.05
Chlorodibromomethane	mg/kg	NE	NE	NE	<0.05	<0.05	<0.05	<0.05	<0.05
Chloroethane	mg/kg	3	65	NE	<0.25	<0.25	<0.25	<0.25	<0.25
Chloroform	mg/kg	0.9	20.0	NE	<0.05	<0.05	<0.05	<0.05	<0.05
Chloromethane	mg/kg	48	160	NE	<0.25	<0.25	<0.25	<0.25	<0.25
2-Chlorotoluene	mg/kg	160	510	NE	<0.05	<0.05	<0.05	<0.05	<0.05
4-Chlorotoluene	mg/kg	NE	NE	NE	<0.05	<0.05	<0.05	<0.05	<0.05
1,2-Dibromoethane	mg/kg	0.29	0.63	NE	<0.05	<0.05	<0.05	<0.05	<0.05
1,2-Dichlorobenzene	mg/kg	600	600	11,000	<0.05	<0.05	<0.05	<0.05	<0.05
1,3-Dichlorobenzene	mg/kg	530	600	NE	<0.05	<0.05	<0.05	<0.05	<0.05
1,4-Dichlorobenzene	mg/kg	4	79	57	<0.05	<0.05	<0.05	<0.05	<0.05
Dichlorodifluoromethane	mg/kg	94	310	NE	<0.25	<0.25	<0.25	<0.25	<0.25
1,1-Dichloroethane	mg/kg	510	1,700	NE	<0.05	<0.05	<0.05	<0.05	<0.05
1,2-Dichloroethane	mg/kg	0.28	6.0	15.0	<0.05	<0.05	<0.05	<0.05	<0.05
1,1-Dichloroethene	mg/kg	120	410	NE	<0.05	<0.05	<0.05	<0.05	<0.05
cis-1,2-Dichloroethene	mg/kg	43	150	NE	<0.05	<0.05	<0.05	<0.05	<0.05
trans-1,2-Dichloroethene	mg/kg	69	230	NE	<0.05	<0.05	<0.05	<0.05	<0.05
1,2-Dichloropropane	mg/kg	0.34	7.4	20.0	<0.05	<0.05	<0.05	<0.05	<0.05
1,3-Dichloropropane	mg/kg	100	360	NE	<0.05	<0.05	<0.05	<0.05	<0.05
2,2-Dichloropropane	mg/kg	NE	NE	NE	<0.05	<0.05	<0.05	<0.05	<0.05
1,1-Dichloropropene	mg/kg	NE	NE	NE	<0.05	<0.05	<0.05	<0.05	<0.05
cis-1,3-Dichloropropene	mg/kg	NE	NE	NE	<0.05	<0.05	<0.05	<0.05	<0.05
trans-1,3-Dichloropropene	mg/kg	NE	NE	NE	<0.05	<0.05	<0.05	<0.05	<0.05
Ethylbenzene	mg/kg	400	400	12,000	<0.05	<0.05	<0.05	<0.05	<0.05
Isopropylbenzene	mg/kg	NE	NE	NE	<0.05	<0.05	<0.05	<0.05	<0.05
p-Isopropyltoluene	mg/kg	NE	NE	NE	<0.05	<0.05	<0.05	<0.05	<0.05
Methyl tert-butyl ether	mg/kg	32	710	NE	<0.05	<0.05	<0.05	<0.05	<0.05
Naphthalene	mg/kg	NE	NE	NE	<0.15	<0.15	<0.15	<0.15	<0.15
n-Propylbenzene	mg/kg	240	240	NE	<0.05	<0.05	<0.05	<0.05	<0.05
Styrene	mg/kg	1,500	1,500	2,300	<0.05	<0.05	<0.05	<0.05	<0.05
1,1,2,2-Tetrachloroethane	mg/kg	0.4	9.3	NE	<0.05	<0.05	<0.05	<0.05	<0.05
Tetrachloroethene	mg/kg	0.51	13	NE	<0.05	<0.05	<0.05	<0.05	<0.05
Toluene	mg/kg	650	650	23,000	<0.05	<0.05	<0.05	<0.05	<0.05
1,2,3-Trichlorobenzene	mg/kg	NE	NE	NE	<0.05	<0.05	<0.05	<0.05	<0.05
1,1,1-Trichloroethane	mg/kg	1,200	1,200	11,000	<0.05	<0.05	<0.05	<0.05	<0.05
1,1,2-Trichloroethane	mg/kg	0.74	16.0	NE	<0.05	<0.05	<0.05	<0.05	<0.05
Trichloroethene	mg/kg	3.0	65.0	NE	<0.05	<0.05	<0.05	<0.05	<0.05
Trichlorofluoromethane	mg/kg	390	1,300	NE	<0.25	<0.25	<0.25	<0.25	<0.25
1,2,3-Trichloropropane	mg/kg	0.005	0.110	NE	<0.05	<0.05	<0.05	<0.05	<0.05
1,2,4-Trimethylbenzene	mg/kg	52	170	NE	<0.05	<0.05	<0.05	<0.05	<0.05
1,3,5-Trimethylbenzene	mg/kg	21	70	NE	<0.05	<0.05	<0.05	<0.05	<0.05
Vinyl chloride	mg/kg	0.085	0.750	NE	<0.080	<0.080	<0.080	<0.080	<0.080
Xylenes, Total	mg/kg	270	420	NE	<0.15	<0.15	<0.15	<0.15	<0.15

R-SRL = Arizona Residential Soil Remediation Levels (May 2007)
NR-SRL = Arizona Non-residential Soil Remediation Levels
NE = Not Established GPL = Groundwater Protection Levels
mg/kg = milligrams per kilogram NA = Not Analyzed
* SRLs provided for Cr III/Cr VI
Bold Analyte detected above laboratory Reporting Limit
< Analyte was not detected above laboratory Reporting Limit

Concentration exceeds the R-SRL or GPL for that constituent

Table 1
Analytical Results for Soil Samples
Veolia ES Technical Solutions, 5736 West Jefferson Street, Phoenix, Arizona

					SAMPLE ID				
Analyte	**Units**	**R-SRL**	**NR-SRL**	**GPL**	**VB1-1.0**	**VB1-3.0**	**VB2-1.0**	**VB2-3.0**	**VB3-1.0**
SEMI-VOLATILE ORGANIC COMPOUNDS (SVOCS)									
Acenaphthene	mg/kg	3,700	29,000	NE	NA	NA	NA	NA	NA
Acenaphthylene	mg/kg	NE	NE	NE	NA	NA	NA	NA	NA
Anthracene	mg/kg	22,000	240,000	NE	NA	NA	NA	NA	NA
Aniline	mg/kg	960	3,000	NE	NA	NA	NA	NA	NA
Benz(a)anthracene	mg/kg	6.9	21	NE	NA	NA	NA	NA	NA
Benzo(a)pyrene	mg/kg	0.69	2.1	NE	NA	NA	NA	NA	NA
Benzo(b)fluoranthene	mg/kg	6.9	21	NE	NA	NA	NA	NA	NA
Benzo(g,h,i)perylene	mg/kg	NE	NE	NE	NA	NA	NA	NA	NA
Benzo(k)fluoranthene	mg/kg	69	210	NE	NA	NA	NA	NA	NA
Benzoic acid	mg/kg	240,000	1,000,000	NE	NA	NA	NA	NA	NA
Benzyl alcohol	mg/kg	18,000	180,000	NE	NA	NA	NA	NA	NA
Bis(2-chloroethoxy)methane	mg/kg	NE	NE	NE	NA	NA	NA	NA	NA
Bis(2-chloroethyl)ether	mg/kg	2.3	5.8	NE	NA	NA	NA	NA	NA
Bis(2-chloroisopropyl)ether	mg/kg	790	790	NE	NA	NA	NA	NA	NA
Bis(2-ethylhexyl)phthalate	mg/kg	390	1,200	NE	NA	NA	NA	NA	NA
4-Bromophenyl phenyl ether	mg/kg	NE	NE	NE	NA	NA	NA	NA	NA
Butyl benzyl phthalate	mg/kg	12,000	120,000	NE	NA	NA	NA	NA	NA
4-Chloro-3-methylphenol	mg/kg	NE	NE	NE	NA	NA	NA	NA	NA
4-Chloroaniline	mg/kg	NE	NE	NE	NA	NA	NA	NA	NA
2-Chloronaphthalene	mg/kg	NE	NE	NE	NA	NA	NA	NA	NA
2-Chlorophenol	mg/kg	NE	NE	NE	NA	NA	NA	NA	NA
4-Chlorophenyl phenyl ether	mg/kg	NE	NE	NE	NA	NA	NA	NA	NA
Chrysene	mg/kg	680	2,000	NE	NA	NA	NA	NA	NA
Di-n-butyl phthalate	mg/kg	NE	NE	NE	NA	NA	NA	NA	NA
Di-n-octyl phthalate	mg/kg	NE	NE	NE	NA	NA	NA	NA	NA
Dibenz(a,h)anthracene	mg/kg	0.69	2.1	NE	NA	NA	NA	NA	NA
Dibenzofuran	mg/kg	140	140	NE	NA	NA	NA	NA	NA
2,4-Dichlorophenol	mg/kg	180	1,800	NE	NA	NA	NA	NA	NA
Diethyl phthalate	mg/kg	49,000	490,000	NE	NA	NA	NA	NA	NA
Dimethyl phthalate	mg/kg	610,000	1,000,000	NE	NA	NA	NA	NA	NA
2,4-Dimethylphenol	mg/kg	1,200	12,000	NE	NA	NA	NA	NA	NA
4,6-Dinitro-2-methylphenol	mg/kg	NE	NE	NE	NA	NA	NA	NA	NA
2,4-Dinitrophenol	mg/kg	NE	NE	NE	NA	NA	NA	NA	NA
2,4-Dinitrotoluene	mg/kg	120	1,200	NE	NA	NA	NA	NA	NA
2,6-Dinitrotoluene	mg/kg	61	620	NE	NA	NA	NA	NA	NA
Fluoranthene	mg/kg	2,300	22,000	NE	NA	NA	NA	NA	NA
Fluorene	mg/kg	2,700	26,000	NE	NA	NA	NA	NA	NA
Hexachlorobenzene	mg/kg	3.4	11	NE	NA	NA	NA	NA	NA
Hexachlorobutadiene	mg/kg	70	180	NE	NA	NA	NA	NA	NA
Hexachlorocyclopentadiene	mg/kg	370	3,700	NE	NA	NA	NA	NA	NA
Hexachloroethane	mg/kg	390	620	NE	NA	NA	NA	NA	NA
Indeno(1,2,3-dc)pyrene	mg/kg	6.9	21	NE	NA	NA	NA	NA	NA
Isophorone	mg/kg	5,800	18,000	NE	NA	NA	NA	NA	NA
2-Methylnaphthalene	mg/kg	NE	NE	NE	NA	NA	NA	NA	NA
2-Methylphenol	mg/kg	3,100	31,000	NE	NA	NA	NA	NA	NA
3 & 4-Methylphenol	mg/kg	310	3,100	NE	NA	NA	NA	NA	NA
N-Nitrosodi-n-propylamine	mg/kg	0.78	2.5	NE	NA	NA	NA	NA	NA
N-Nitrosodiphenylamine	mg/kg	1,100	3,500	NE	NA	NA	NA	NA	NA
N-Nitrosodimethylamine	mg/kg	0.11	0.34	NE	NA	NA	NA	NA	NA
Naphthalene	mg/kg	56	190	NE	NA	NA	NA	NA	NA
Nitrobenzene	mg/kg	20	100	NE	NA	NA	NA	NA	NA
2-Nitroaniline	mg/kg	180	1,800	NE	NA	NA	NA	NA	NA
3-Nitroaniline	mg/kg	18	180	NE	NA	NA	NA	NA	NA
4-Nitroaniline	mg/kg	180	820	NE	NA	NA	NA	NA	NA
2-Nitrophenol	mg/kg	NE	NE	NE	NA	NA	NA	NA	NA
4-Nitrophenol	mg/kg	NE	NE	NE	NA	NA	NA	NA	NA
Pentachlorophenol	mg/kg	32	90	NE	NA	NA	NA	NA	NA
Phenanthrene	mg/kg	NE	NE	NE	NA	NA	NA	NA	NA
Phenol	mg/kg	18,000	180,000	NE	NA	NA	NA	NA	NA
Pyrene	mg/kg	2,300	29,000	NE	NA	NA	NA	NA	NA
1,2,4-Trichlorobenzene	mg/kg	62	220	NE	NA	NA	NA	NA	NA
2,4,5-Trichlorophenol	mg/kg	6,100	62,000	NE	NA	NA	NA	NA	NA
2,4,6-Trichlorophenol	mg/kg	6.1	62	NE	NA	NA	NA	NA	NA

R-SRL = Arizona Residential Soil Remediation Levels (May 2007)
NR-SRL = Arizona Non-residential Soil Remediation Levels
NE = Not Established GPL = Groundwater Protection Levels
mg/kg = milligrams per kilogram NA = Not Analyzed
120 Analyte detected above laboratory Reporting Limit
< Analyte was not detected above laboratory Reporting Limit

Concentration exceeds the R-SRL or GPL for that constituent

Table 1
Analytical Results for Soil Samples
Veolia ES Technical Solutions, 5736 West Jefferson Street, Phoenix, Arizona

					SAMPLE ID				
Analyte	**Units**	**R-SRL**	**NR-SRL**	**GPL**	**VB3-3.0**	**VB3-9.0**	**VB4-1.0**	**VB4-3.0**	**VB4-3.0D**
TOTAL METALS									
Arsenic	mg/kg	10	10	290	**14**	**6.9**	**8.6**	**7.8**	**7.5**
Barium	mg/kg	15,000	170,000	12,000	**190**	**73**	**100**	**120**	**72**
Cadmium	mg/kg	39	510	29	<0.5	<0.5	<0.5	<0.5	<0.5
Chromium*	mg/kg	120000/30	1000000/65	590	**40**	**17**	**27**	**20**	**21**
Lead	mg/kg	400	800	290	**9.8**	**5.1**	**12**	**5.5**	**5.7**
Mercury	mg/kg	23	310	12	<0.1	<0.1	<0.1	<0.1	<0.1
Selenium	mg/kg	390	5,100	290	<5.0	<5.0	<5.0	<5.0	<5.0
Silver	mg/kg	390	5,100	NE	<0.5	<0.5	<0.5	<0.5	<0.5
VOLATILE ORGANIC COMPOUNDS (VOCS)									
Acetone	mg/kg	14,000	54,000	NE	<0.25	<0.25	<0.25	<0.25	<0.25
Benzene	mg/kg	0.65	1.4	47	<0.05	<0.05	<0.05	<0.05	<0.05
Bromobenzene	mg/kg	28	92	NE	<0.05	<0.05	<0.05	<0.05	<0.05
Bromochloromethane	mg/kg	NE	NE	NE	<0.05	<0.05	<0.05	<0.05	<0.05
Bromodichloromethane	mg/kg	0.8	18.0	NE	<0.05	<0.05	<0.05	<0.05	<0.05
Bromoform	mg/kg	69	2,200	NE	<0.05	<0.05	<0.05	<0.05	<0.05
Bromomethane	mg/kg	3.9	13.0	NE	<0.25	<0.25	<0.25	<0.25	<0.25
n-Butylbenzene	mg/kg	240	240	NE	<0.05	<0.05	<0.05	<0.05	<0.05
sec-Butylbenzene	mg/kg	220	220	NE	<0.05	<0.05	<0.05	<0.05	<0.05
tert-Butylbenzene	mg/kg	390	390	NE	<0.05	<0.05	<0.05	<0.05	<0.05
Carbon tetrachloride	mg/kg	0.3	5.5	NE	<0.05	<0.05	<0.05	<0.05	<0.05
Chlorobenzene	mg/kg	150	530	2,300	<0.05	<0.05	<0.05	<0.05	<0.05
Chlorodibromomethane	mg/kg	NE	NE	NE	<0.05	<0.05	<0.05	<0.05	<0.05
Chloroethane	mg/kg	3	65	NE	<0.25	<0.25	<0.25	<0.25	<0.25
Chloroform	mg/kg	0.9	20.0	NE	<0.05	<0.05	<0.05	<0.05	<0.05
Chloromethane	mg/kg	48	160	NE	<0.25	<0.25	<0.25	<0.25	<0.25
2-Chlorotoluene	mg/kg	160	510	NE	<0.05	<0.05	<0.05	<0.05	<0.05
4-Chlorotoluene	mg/kg	NE	NE	NE	<0.05	<0.05	<0.05	<0.05	<0.05
1,2-Dibromoethane	mg/kg	0.29	0.63	NE	<0.05	<0.05	<0.05	<0.05	<0.05
1,2-Dichlorobenzene	mg/kg	600	600	11,000	<0.05	<0.05	<0.05	<0.05	<0.05
1,3-Dichlorobenzene	mg/kg	530	600	NE	<0.05	<0.05	<0.05	<0.05	<0.05
1,4-Dichlorobenzene	mg/kg	4	79	57	<0.05	<0.05	<0.05	<0.05	<0.05
Dichlorodifluoromethane	mg/kg	94	310	NE	<0.25	<0.25	<0.25	<0.25	<0.25
1,1-Dichloroethane	mg/kg	510	1,700	NE	<0.05	<0.05	<0.05	<0.05	<0.05
1,2-Dichloroethane	mg/kg	0.28	6.0	15.0	<0.05	<0.05	<0.05	<0.05	<0.05
1,1-Dichloroethene	mg/kg	120	410	NE	<0.05	<0.05	<0.05	<0.05	<0.05
cis-1,2-Dichloroethene	mg/kg	43	150	NE	<0.05	<0.05	<0.05	<0.05	<0.05
trans-1,2-Dichloroethene	mg/kg	69	230	NE	<0.05	<0.05	<0.05	<0.05	<0.05
1,2-Dichloropropane	mg/kg	0.34	7.4	20.0	<0.05	<0.05	<0.05	<0.05	<0.05
1,3-Dichloropropane	mg/kg	100	360	NE	<0.05	<0.05	<0.05	<0.05	<0.05
2,2-Dichloropropane	mg/kg	NE	NE	NE	<0.05	<0.05	<0.05	<0.05	<0.05
1,1-Dichloropropene	mg/kg	NE	NE	NE	<0.05	<0.05	<0.05	<0.05	<0.05
cis-1,3-Dichloropropene	mg/kg	NE	NE	NE	<0.05	<0.05	<0.05	<0.05	<0.05
trans-1,3-Dichloropropene	mg/kg	NE	NE	NE	<0.05	<0.05	<0.05	<0.05	<0.05
Ethylbenzene	mg/kg	400	400	12,000	<0.05	<0.05	<0.05	<0.05	<0.05
Isopropylbenzene	mg/kg	NE	NE	NE	<0.05	<0.05	<0.05	<0.05	<0.05
p-Isopropyltoluene	mg/kg	NE	NE	NE	<0.05	<0.05	<0.05	<0.05	<0.05
Methyl tert-butyl ether	mg/kg	32	710	NE	<0.05	<0.05	<0.05	<0.05	<0.05
Naphthalene	mg/kg	NE	NE	NE	<0.15	<0.15	<0.15	<0.15	<0.15
n-Propylbenzene	mg/kg	240	240	NE	<0.05	<0.05	<0.05	<0.05	<0.05
Styrene	mg/kg	1,500	1,500	2,300	<0.05	<0.05	<0.05	<0.05	<0.05
1,1,2,2-Tetrachloroethane	mg/kg	0.4	9.3	NE	<0.05	<0.05	<0.05	<0.05	<0.05
Tetrachloroethene	mg/kg	0.51	13	NE	<0.05	<0.05	<0.05	<0.05	<0.05
Toluene	mg/kg	650	650	23,000	<0.05	<0.05	<0.05	<0.05	<0.05
1,2,3-Trichlorobenzene	mg/kg	NE	NE	NE	<0.05	<0.05	<0.05	<0.05	<0.05
1,1,1-Trichloroethane	mg/kg	1,200	1,200	11,000	<0.05	<0.05	<0.05	<0.05	<0.05
1,1,2-Trichloroethane	mg/kg	0.74	16.0	NE	<0.05	<0.05	<0.05	<0.05	<0.05
Trichloroethene	mg/kg	3.0	65.0	NE	<0.05	<0.05	<0.05	<0.05	<0.05
Trichlorofluoromethane	mg/kg	390	1,300	NE	<0.25	<0.25	<0.25	<0.25	<0.25
1,2,3-Trichloropropane	mg/kg	0.005	0.110	NE	<0.05	<0.05	<0.05	<0.05	<0.05
1,2,4-Trimethylbenzene	mg/kg	52	170	NE	<0.05	<0.05	<0.05	<0.05	<0.05
1,3,5-Trimethylbenzene	mg/kg	21	70	NE	<0.05	<0.05	<0.05	<0.05	<0.05
Vinyl chloride	mg/kg	0.085	0.750	NE	<0.080	<0.080	<0.080	<0.080	<0.080
Xylenes, Total	mg/kg	270	420	NE	<0.15	<0.15	<0.15	<0.15	<0.15

R-SRL = Arizona Residential Soil Remediation Levels (May 2007)
NR-SRL = Arizona Non-residential Soil Remediation Levels
NE = Not Established GPL = Groundwater Protection Levels
mg/kg = milligrams per kilogram NA = Not Analyzed
* SRLs provided for Cr III/Cr VI
Bold Analyte detected above laboratory Reporting Limit
< Analyte was not detected above laboratory Reporting Limit

Concentration exceeds the R-SRL or GPL for that constituent

Table 1
Analytical Results for Soil Samples
Veolia ES Technical Solutions, 5736 West Jefferson Street, Phoenix, Arizona

					SAMPLE ID				
Analyte	**Units**	**R-SRL**	**NR-SRL**	**GPL**	**VB3-3.0**	**VB3-9.0**	**VB4-1.0**	**VB4-3.0**	**VB4-3.0D**
SEMI-VOLATILE ORGANIC COMPOUNDS (SVOCS)									
Acenaphthene	mg/kg	3,700	29,000	NE	NA	NA	<0.10	<0.10	<0.10
Acenaphthylene	mg/kg	NE	NE	NE	NA	NA	<0.10	<0.10	<0.10
Anthracene	mg/kg	22,000	240,000	NE	NA	NA	<0.10	<0.10	<0.10
Aniline	mg/kg	960	3,000	NE	NA	NA	<0.10	<0.10	<0.10
Benz(a)anthracene	mg/kg	6.9	21	NE	NA	NA	<0.10	<0.10	<0.10
Benzo(a)pyrene	mg/kg	0.69	2.1	NE	NA	NA	<0.25	<0.25	<0.25
Benzo(b)fluoranthene	mg/kg	6.9	21	NE	NA	NA	<0.25	<0.25	<0.25
Benzo(g,h,i)perylene	mg/kg	NE	NE	NE	NA	NA	<0.25	<0.25	<0.25
Benzo(k)fluoranthene	mg/kg	69	210	NE	NA	NA	<0.25	<0.25	<0.25
Benzoic acid	mg/kg	240,000	1,000,000	NE	NA	NA	<1.0	<1.0	<1.0
Benzyl alcohol	mg/kg	18,000	180,000	NE	NA	NA	<0.10	<0.10	<0.10
Bis(2-chloroethoxy)methane	mg/kg	NE	NE	NE	NA	NA	<0.10	<0.10	<0.10
Bis(2-chloroethyl)ether	mg/kg	2.3	5.8	NE	NA	NA	<0.10	<0.10	<0.10
Bis(2-chloroisopropyl)ether	mg/kg	790	790	NE	NA	NA	<0.10	<0.10	<0.10
Bis(2-ethylhexyl)phthalate	mg/kg	390	1,200	NE	NA	NA	<0.10	<0.10	<0.10
4-Bromophenyl phenyl ether	mg/kg	NE	NE	NE	NA	NA	<0.10	<0.10	<0.10
Butyl benzyl phthalate	mg/kg	12,000	120,000	NE	NA	NA	<0.10	<0.10	<0.10
4-Chloro-3-methylphenol	mg/kg	NE	NE	NE	NA	NA	<0.10	<0.10	<0.10
4-Chloroaniline	mg/kg	NE	NE	NE	NA	NA	<0.10	<0.10	<0.10
2-Chloronaphthalene	mg/kg	NE	NE	NE	NA	NA	<0.10	<0.10	<0.10
2-Chlorophenol	mg/kg	NE	NE	NE	NA	NA	<0.10	<0.10	<0.10
4-Chlorophenyl phenyl ether	mg/kg	NE	NE	NE	NA	NA	<0.10	<0.10	<0.10
Chrysene	mg/kg	680	2,000	NE	NA	NA	<0.10	<0.10	<0.10
Di-n-butyl phthalate	mg/kg	NE	NE	NE	NA	NA	<0.25	<0.25	<0.25
Di-n-octyl phthalate	mg/kg	NE	NE	NE	NA	NA	<0.25	<0.25	<0.25
Dibenz(a,h)anthracene	mg/kg	0.69	2.1	NE	NA	NA	<0.10	<0.10	<0.10
Dibenzofuran	mg/kg	140	140	NE	NA	NA	<0.10	<0.10	<0.10
2,4-Dichlorophenol	mg/kg	180	1,800	NE	NA	NA	<0.10	<0.10	<0.10
Diethyl phthalate	mg/kg	49,000	490,000	NE	NA	NA	<0.10	<0.10	<0.10
Dimethyl phthalate	mg/kg	610,000	1,000,000	NE	NA	NA	<0.10	<0.10	<0.10
2,4-Dimethylphenol	mg/kg	1,200	12,000	NE	NA	NA	<0.10	<0.10	<0.10
4,6-Dinitro-2-methylphenol	mg/kg	NE	NE	NE	NA	NA	<1.0	<1.0	<1.0
2,4-Dinitrophenol	mg/kg	NE	NE	NE	NA	NA	<1.0	<1.0	<1.0
2,4-Dinitrotoluene	mg/kg	120	1,200	NE	NA	NA	<0.25	<0.25	<0.25
2,6-Dinitrotoluene	mg/kg	61	620	NE	NA	NA	<0.25	<0.25	<0.25
Fluoranthene	mg/kg	2,300	22,000	NE	NA	NA	<0.10	<0.10	<0.10
Fluorene	mg/kg	2,700	26,000	NE	NA	NA	<0.10	<0.10	<0.10
Hexachlorobenzene	mg/kg	3.4	11	NE	NA	NA	<0.10	<0.10	<0.10
Hexachlorobutadiene	mg/kg	70	180	NE	NA	NA	<0.10	<0.10	<0.10
Hexachlorocyclopentadiene	mg/kg	370	3,700	NE	NA	NA	<0.50	<0.50	<0.50
Hexachloroethane	mg/kg	390	620	NE	NA	NA	<0.10	<0.10	<0.10
Indeno(1,2,3-dc)pyrene	mg/kg	6.9	21	NE	NA	NA	<0.25	<0.25	<0.25
Isophorone	mg/kg	5,800	18,000	NE	NA	NA	<0.10	<0.10	<0.10
2-Methylnaphthalene	mg/kg	NE	NE	NE	NA	NA	<0.10	<0.10	<0.10
2-Methylphenol	mg/kg	3,100	31,000	NE	NA	NA	<0.10	<0.10	<0.10
3 & 4-Methylphenol	mg/kg	310	3,100	NE	NA	NA	<0.10	<0.10	<0.10
N-Nitrosodi-n-propylamine	mg/kg	0.78	2.5	NE	NA	NA	<0.10	<0.10	<0.10
N-Nitrosodiphenylamine	mg/kg	1,100	3,500	NE	NA	NA	<0.10	<0.10	<0.10
N-Nitrosodimethylamine	mg/kg	0.11	0.34	NE	NA	NA	<0.10	<0.10	<0.10
Naphthalene	mg/kg	56	190	NE	NA	NA	<0.10	<0.10	<0.10
Nitrobenzene	mg/kg	20	100	NE	NA	NA	<0.10	<0.10	<0.10
2-Nitroaniline	mg/kg	180	1,800	NE	NA	NA	<0.25	<0.25	<0.25
3-Nitroaniline	mg/kg	18	180	NE	NA	NA	<0.25	<0.25	<0.25
4-Nitroaniline	mg/kg	180	820	NE	NA	NA	<0.25	<0.25	<0.25
2-Nitrophenol	mg/kg	NE	NE	NE	NA	NA	<0.10	<0.10	<0.10
4-Nitrophenol	mg/kg	NE	NE	NE	NA	NA	<1.0	<1.0	<1.0
Pentachlorophenol	mg/kg	32	90	NE	NA	NA	<1.0	<1.0	<1.0
Phenanthrene	mg/kg	NE	NE	NE	NA	NA	<0.10	<0.10	<0.10
Phenol	mg/kg	18,000	180,000	NE	NA	NA	<0.10	<0.10	<0.10
Pyrene	mg/kg	2,300	29,000	NE	NA	NA	<0.10	<0.10	<0.10
1,2,4-Trichlorobenzene	mg/kg	62	220	NE	NA	NA	<0.10	<0.10	<0.10
2,4,5-Trichlorophenol	mg/kg	6,100	62,000	NE	NA	NA	<0.10	<0.10	<0.10
2,4,6-Trichlorophenol	mg/kg	6.1	62	NE	NA	NA	<0.10	<0.10	<0.10

R-SRL = Arizona Residential Soil Remediation Levels (May 2007)
NR-SRL = Arizona Non-residential Soil Remediation Levels
NE = Not Established GPL = Groundwater Protection Levels
mg/kg = milligrams per kilogram NA = Not Analyzed
120 Analyte detected above laboratory Reporting Limit
< Analyte was not detected above laboratory Reporting Limit

Concentration exceeds the R-SRL or GPL for that constituent

Table 1
Analytical Results for Soil Samples
Veolia ES Technical Solutions, 5736 West Jefferson Street, Phoenix, Arizona

					SAMPLE ID				
Analyte	**Units**	**R-SRL**	**NR-SRL**	**GPL**	**VB5-1.0**	**VB5-3.0**	**VB6-1.0**	**VB6-3.0**	**VB6-9.0**
TOTAL METALS									
Arsenic	mg/kg	10	10	290	**5.9**	**7.9**	**9.0**	**9.0**	**4.7**
Barium	mg/kg	15,000	170,000	12,000	**82**	**110**	**100**	**99**	**40**
Cadmium	mg/kg	39	510	29	<0.5	<0.5	<0.5	<0.5	<0.5
Chromium*	mg/kg	120000/30	1000000/65	590	**21**	**23**	**27**	**23**	**11**
Lead	mg/kg	400	800	290	**5.1**	**6.0**	**10**	**6.1**	**2.5**
Mercury	mg/kg	23	310	12	**0.30**	<0.1	<0.1	<0.1	<0.1
Selenium	mg/kg	390	5,100	290	<5.0	<5.0	<5.0	<5.0	<5.0
Silver	mg/kg	390	5,100	NE	<0.5	<0.5	<0.5	<0.5	<0.5
VOLATILE ORGANIC COMPOUNDS (VOCS)									
Acetone	mg/kg	14,000	54,000	NE	<0.25	<0.25	<0.25	<0.25	<0.25
Benzene	mg/kg	0.65	1.4	47	<0.05	<0.05	<0.05	<0.05	<0.05
Bromobenzene	mg/kg	28	92	NE	<0.05	<0.05	<0.05	<0.05	<0.05
Bromochloromethane	mg/kg	NE	NE	NE	<0.05	<0.05	<0.05	<0.05	<0.05
Bromodichloromethane	mg/kg	0.8	18.0	NE	<0.05	<0.05	<0.05	<0.05	<0.05
Bromoform	mg/kg	69	2,200	NE	<0.05	<0.05	<0.05	<0.05	<0.05
Bromomethane	mg/kg	3.9	13.0	NE	<0.25	<0.25	<0.25	<0.25	<0.25
n-Butylbenzene	mg/kg	240	240	NE	<0.05	<0.05	<0.05	<0.05	<0.05
sec-Butylbenzene	mg/kg	220	220	NE	<0.05	<0.05	<0.05	<0.05	<0.05
tert-Butylbenzene	mg/kg	390	390	NE	<0.05	<0.05	<0.05	<0.05	<0.05
Carbon tetrachloride	mg/kg	0.3	5.5	NE	<0.05	<0.05	<0.05	<0.05	<0.05
Chlorobenzene	mg/kg	150	530	2,300	<0.05	<0.05	<0.05	<0.05	<0.05
Chlorodibromomethane	mg/kg	NE	NE	NE	<0.05	<0.05	<0.05	<0.05	<0.05
Chloroethane	mg/kg	3	65	NE	<0.25	<0.25	<0.25	<0.25	<0.25
Chloroform	mg/kg	0.9	20.0	NE	<0.05	<0.05	<0.05	<0.05	<0.05
Chloromethane	mg/kg	48	160	NE	<0.25	<0.25	<0.25	<0.25	<0.25
2-Chlorotoluene	mg/kg	160	510	NE	<0.05	<0.05	<0.05	<0.05	<0.05
4-Chlorotoluene	mg/kg	NE	NE	NE	<0.05	<0.05	<0.05	<0.05	<0.05
1,2-Dibromoethane	mg/kg	0.29	0.63	NE	<0.05	<0.05	<0.05	<0.05	<0.05
1,2-Dichlorobenzene	mg/kg	600	600	11,000	<0.05	<0.05	<0.05	<0.05	<0.05
1,3-Dichlorobenzene	mg/kg	530	600	NE	<0.05	<0.05	<0.05	<0.05	<0.05
1,4-Dichlorobenzene	mg/kg	4	79	57	<0.05	<0.05	<0.05	<0.05	<0.05
Dichlorodifluoromethane	mg/kg	94	310	NE	<0.25	<0.25	<0.25	<0.25	<0.25
1,1-Dichloroethane	mg/kg	510	1,700	NE	<0.05	<0.05	<0.05	<0.05	<0.05
1,2-Dichloroethane	mg/kg	0.28	6.0	15.0	<0.05	<0.05	<0.05	<0.05	<0.05
1,1-Dichloroethene	mg/kg	120	410	NE	<0.05	<0.05	<0.05	<0.05	<0.05
cis-1,2-Dichloroethene	mg/kg	43	150	NE	<0.05	<0.05	<0.05	<0.05	<0.05
trans-1,2-Dichloroethene	mg/kg	69	230	NE	<0.05	<0.05	<0.05	<0.05	<0.05
1,2-Dichloropropane	mg/kg	0.34	7.4	20.0	<0.05	<0.05	<0.05	<0.05	<0.05
1,3-Dichloropropane	mg/kg	100	360	NE	<0.05	<0.05	<0.05	<0.05	<0.05
2,2-Dichloropropane	mg/kg	NE	NE	NE	<0.05	<0.05	<0.05	<0.05	<0.05
1,1-Dichloropropene	mg/kg	NE	NE	NE	<0.05	<0.05	<0.05	<0.05	<0.05
cis-1,3-Dichloropropene	mg/kg	NE	NE	NE	<0.05	<0.05	<0.05	<0.05	<0.05
trans-1,3-Dichloropropene	mg/kg	NE	NE	NE	<0.05	<0.05	<0.05	<0.05	<0.05
Ethylbenzene	mg/kg	400	400	12,000	<0.05	<0.05	<0.05	<0.05	<0.05
Isopropylbenzene	mg/kg	NE	NE	NE	<0.05	<0.05	<0.05	<0.05	<0.05
p-Isopropyltoluene	mg/kg	NE	NE	NE	<0.05	<0.05	<0.05	<0.05	<0.05
Methyl tert-butyl ether	mg/kg	32	710	NE	<0.05	<0.05	<0.05	<0.05	<0.05
Naphthalene	mg/kg	NE	NE	NE	<0.15	<0.15	<0.15	<0.15	<0.15
n-Propylbenzene	mg/kg	240	240	NE	<0.05	<0.05	<0.05	<0.05	<0.05
Styrene	mg/kg	1,500	1,500	2,300	<0.05	<0.05	<0.05	<0.05	<0.05
1,1,2,2-Tetrachloroethane	mg/kg	0.4	9.3	NE	<0.05	<0.05	<0.05	<0.05	<0.05
Tetrachloroethene	mg/kg	0.51	13	NE	**0.079**	<0.05	<0.05	<0.05	<0.05
Toluene	mg/kg	650	650	23,000	<0.05	<0.05	<0.05	<0.05	<0.05
1,2,3-Trichlorobenzene	mg/kg	NE	NE	NE	<0.05	<0.05	<0.05	<0.05	<0.05
1,1,1-Trichloroethane	mg/kg	1,200	1,200	11,000	<0.05	<0.05	<0.05	<0.05	<0.05
1,1,2-Trichloroethane	mg/kg	0.74	16.0	NE	<0.05	<0.05	<0.05	<0.05	<0.05
Trichloroethene	mg/kg	3.0	65.0	NE	<0.05	<0.05	<0.05	<0.05	<0.05
Trichlorofluoromethane	mg/kg	390	1,300	NE	<0.25	<0.25	<0.25	<0.25	<0.25
1,2,3-Trichloropropane	mg/kg	0.005	0.110	NE	<0.05	<0.05	<0.05	<0.05	<0.05
1,2,4-Trimethylbenzene	mg/kg	52	170	NE	<0.05	<0.05	<0.05	<0.05	<0.05
1,3,5-Trimethylbenzene	mg/kg	21	70	NE	<0.05	<0.05	<0.05	<0.05	<0.05
Vinyl chloride	mg/kg	0.085	0.750	NE	<0.080	<0.080	<0.080	<0.080	<0.080
Xylenes, Total	mg/kg	270	420	NE	<0.15	<0.15	<0.15	<0.15	<0.15

R-SRL = Arizona Residential Soil Remediation Levels (May 2007)
NR-SRL = Arizona Non-residential Soil Remediation Levels
NE = Not Established GPL = Groundwater Protection Levels
mg/kg = milligrams per kilogram NA = Not Analyzed
* SRLs provided for Cr III/Cr VI
Bold Analyte detected above laboratory Reporting Limit
< Analyte was not detected above laboratory Reporting Limit

Concentration exceeds the R-SRL or GPL for that constituent

Table 1
Analytical Results for Soil Samples
Veolia ES Technical Solutions, 5736 West Jefferson Street, Phoenix, Arizona

					SAMPLE ID				
Analyte	**Units**	**R-SRL**	**NR-SRL**	**GPL**	**VB5-1.0**	**VB5-3.0**	**VB6-1.0**	**VB6-3.0**	**VB6-9.0**
SEMI-VOLATILE ORGANIC COMPOUNDS (SVOCS)									
Acenaphthene	mg/kg	3,700	29,000	NE	<4.0	<0.10	<0.10	<0.10	<0.10
Acenaphthylene	mg/kg	NE	NE	NE	<4.0	<0.10	<0.10	<0.10	<0.10
Anthracene	mg/kg	22,000	240,000	NE	<4.0	<0.10	<0.10	<0.10	<0.10
Aniline	mg/kg	960	3,000	NE	<4.0	<0.10	<0.10	<0.10	<0.10
Benz(a)anthracene	mg/kg	6.9	21	NE	<4.0	<0.10	<0.10	<0.10	<0.10
Benzo(a)pyrene	mg/kg	0.69	2.1	NE	<10	<0.25	<0.25	<0.25	<0.25
Benzo(b)fluoranthene	mg/kg	6.9	21	NE	<10	<0.25	<0.25	<0.25	<0.25
Benzo(g,h,i)perylene	mg/kg	NE	NE	NE	<10	<0.25	<0.25	<0.25	<0.25
Benzo(k)fluoranthene	mg/kg	69	210	NE	<10	<0.25	<0.25	<0.25	<0.25
Benzoic acid	mg/kg	240,000	1,000,000	NE	<40	<1.0	<1.0	<1.0	<1.0
Benzyl alcohol	mg/kg	18,000	180,000	NE	<4.0	<0.10	<0.10	<0.10	<0.10
Bis(2-chloroethoxy)methane	mg/kg	NE	NE	NE	<4.0	<0.10	<0.10	<0.10	<0.10
Bis(2-chloroethyl)ether	mg/kg	2.3	5.8	NE	<4.0	<0.10	<0.10	<0.10	<0.10
Bis(2-chloroisopropyl)ether	mg/kg	790	790	NE	<4.0	<0.10	<0.10	<0.10	<0.10
Bis(2-ethylhexyl)phthalate	mg/kg	390	1,200	NE	<4.0	<0.10	<0.10	<0.10	<0.10
4-Bromophenyl phenyl ether	mg/kg	NE	NE	NE	<4.0	<0.10	<0.10	<0.10	<0.10
Butyl benzyl phthalate	mg/kg	12,000	120,000	NE	<4.0	<0.10	<0.10	<0.10	<0.10
4-Chloro-3-methylphenol	mg/kg	NE	NE	NE	<4.0	<0.10	<0.10	<0.10	<0.10
4-Chloroaniline	mg/kg	NE	NE	NE	<4.0	<0.10	<0.10	<0.10	<0.10
2-Chloronaphthalene	mg/kg	NE	NE	NE	<4.0	<0.10	<0.10	<0.10	<0.10
2-Chlorophenol	mg/kg	NE	NE	NE	<4.0	<0.10	<0.10	<0.10	<0.10
4-Chlorophenyl phenyl ether	mg/kg	NE	NE	NE	<4.0	<0.10	<0.10	<0.10	<0.10
Chrysene	mg/kg	680	2,000	NE	<4.0	<0.10	<0.10	<0.10	<0.10
Di-n-butyl phthalate	mg/kg	NE	NE	NE	<10	<0.25	<0.25	<0.25	<0.25
Di-n-octyl phthalate	mg/kg	NE	NE	NE	<10	<0.25	<0.25	<0.25	<0.25
Dibenz(a,h)anthracene	mg/kg	0.69	2.1	NE	<4.0	<0.10	<0.10	<0.10	<0.10
Dibenzofuran	mg/kg	140	140	NE	<4.0	<0.10	<0.10	<0.10	<0.10
2,4-Dichlorophenol	mg/kg	180	1,800	NE	<4.0	<0.10	<0.10	<0.10	<0.10
Diethyl phthalate	mg/kg	49,000	490,000	NE	<4.0	<0.10	<0.10	<0.10	<0.10
Dimethyl phthalate	mg/kg	610,000	1,000,000	NE	<4.0	<0.10	<0.10	<0.10	<0.10
2,4-Dimethylphenol	mg/kg	1,200	12,000	NE	<4.0	<0.10	<0.10	<0.10	<0.10
4,6-Dinitro-2-methylphenol	mg/kg	NE	NE	NE	<40	<1.0	<1.0	<1.0	<1.0
2,4-Dinitrophenol	mg/kg	NE	NE	NE	<40	<1.0	<1.0	<1.0	<1.0
2,4-Dinitrotoluene	mg/kg	120	1,200	NE	<10	<0.25	<0.25	<0.25	<0.25
2,6-Dinitrotoluene	mg/kg	61	620	NE	<10	<0.25	<0.25	<0.25	<0.25
Fluoranthene	mg/kg	2,300	22,000	NE	<4.0	<0.10	<0.10	<0.10	<0.10
Fluorene	mg/kg	2,700	26,000	NE	<4.0	<0.10	<0.10	<0.10	<0.10
Hexachlorobenzene	mg/kg	3.4	11	NE	<4.0	<0.10	<0.10	<0.10	<0.10
Hexachlorobutadiene	mg/kg	70	180	NE	<4.0	<0.10	<0.10	<0.10	<0.10
Hexachlorocyclopentadiene	mg/kg	370	3,700	NE	<20	<0.50	<0.50	<0.50	<0.50
Hexachloroethane	mg/kg	390	620	NE	<4.0	<0.10	<0.10	<0.10	<0.10
Indeno(1,2,3-dc)pyrene	mg/kg	6.9	21	NE	<10	<0.25	<0.25	<0.25	<0.25
Isophorone	mg/kg	5,800	18,000	NE	<4.0	<0.10	<0.10	<0.10	<0.10
2-Methylnaphthalene	mg/kg	NE	NE	NE	<4.0	<0.10	<0.10	<0.10	<0.10
2-Methylphenol	mg/kg	3,100	31,000	NE	<4.0	<0.10	<0.10	<0.10	<0.10
3 & 4-Methylphenol	mg/kg	310	3,100	NE	<4.0	<0.10	<0.10	<0.10	<0.10
N-Nitrosodi-n-propylamine	mg/kg	0.78	2.5	NE	<4.0	<0.10	<0.10	<0.10	<0.10
N-Nitrosodiphenylamine	mg/kg	1,100	3,500	NE	<4.0	<0.10	<0.10	<0.10	<0.10
N-Nitrosodimethylamine	mg/kg	0.11	0.34	NE	<4.0	<0.10	<0.10	<0.10	<0.10
Naphthalene	mg/kg	56	190	NE	<4.0	<0.10	<0.10	<0.10	<0.10
Nitrobenzene	mg/kg	20	100	NE	<4.0	<0.10	<0.10	<0.10	<0.10
2-Nitroaniline	mg/kg	180	1,800	NE	<10	<0.25	<0.25	<0.25	<0.25
3-Nitroaniline	mg/kg	18	180	NE	<10	<0.25	<0.25	<0.25	<0.25
4-Nitroaniline	mg/kg	180	820	NE	<10	<0.25	<0.25	<0.25	<0.25
2-Nitrophenol	mg/kg	NE	NE	NE	<4.0	<0.10	<0.10	<0.10	<0.10
4-Nitrophenol	mg/kg	NE	NE	NE	<40	<1.0	<1.0	<1.0	<1.0
Pentachlorophenol	mg/kg	32	90	NE	<40	<1.0	<1.0	<1.0	<1.0
Phenanthrene	mg/kg	NE	NE	NE	<4.0	<0.10	<0.10	<0.10	<0.10
Phenol	mg/kg	18,000	180,000	NE	<4.0	<0.10	<0.10	<0.10	<0.10
Pyrene	mg/kg	2,300	29,000	NE	<4.0	<0.10	<0.10	<0.10	<0.10
1,2,4-Trichlorobenzene	mg/kg	62	220	NE	<4.0	<0.10	<0.10	<0.10	<0.10
2,4,5-Trichlorophenol	mg/kg	6,100	62,000	NE	<4.0	<0.10	<0.10	<0.10	<0.10
2,4,6-Trichlorophenol	mg/kg	6.1	62	NE	<4.0	<0.10	<0.10	<0.10	<0.10

R-SRL = Arizona Residential Soil Remediation Levels (May 2007)
NR-SRL = Arizona Non-residential Soil Remediation Levels
NE = Not Established GPL = Groundwater Protection Levels
mg/kg = milligrams per kilogram NA = Not Analyzed
120 Analyte detected above laboratory Reporting Limit
< Analyte was not detected above laboratory Reporting Limit

Concentration exceeds the R-SRL or GPL for that constituent

Table 1
Analytical Results for Soil Samples
Veolia ES Technical Solutions, 5736 West Jefferson Street, Phoenix, Arizona

					SAMPLE ID				
Analyte	**Units**	**R-SRL**	**NR-SRL**	**GPL**	**VB6-9.0D**	**VB7-1.0**	**VB7-3.0**	**VB7-9.0**	**VB8-1.0**
TOTAL METALS									
Arsenic	mg/kg	10	10	290	**6.1**	**8.8**	**9.8**	**4.8**	**8.9**
Barium	mg/kg	15,000	170,000	12,000	**29**	**110**	**140**	**33**	**200**
Cadmium	mg/kg	39	510	29	<0.5	<0.5	<0.5	<0.5	<0.5
Chromium*	mg/kg	120000/30	1000000/65	590	**8.3**	**28**	**32**	**11**	**22**
Lead	mg/kg	400	800	290	**3.0**	**11**	**8.4**	**3.4**	**13**
Mercury	mg/kg	23	310	12	<0.1	<0.1	<0.1	<0.1	<0.1
Selenium	mg/kg	390	5,100	290	<5.0	<5.0	<5.0	<5.0	<5.0
Silver	mg/kg	390	5,100	NE	<0.5	<0.5	<0.5	<0.5	<0.5
VOLATILE ORGANIC COMPOUNDS (VOCS)									
Acetone	mg/kg	14,000	54,000	NE	<0.25	<0.25	<0.25	<0.25	<0.25
Benzene	mg/kg	0.65	1.4	47	<0.05	<0.05	<0.05	<0.05	<0.05
Bromobenzene	mg/kg	28	92	NE	<0.05	<0.05	<0.05	<0.05	<0.05
Bromochloromethane	mg/kg	NE	NE	NE	<0.05	<0.05	<0.05	<0.05	<0.05
Bromodichloromethane	mg/kg	0.8	18.0	NE	<0.05	<0.05	<0.05	<0.05	<0.05
Bromoform	mg/kg	69	2,200	NE	<0.05	<0.05	<0.05	<0.05	<0.05
Bromomethane	mg/kg	3.9	13.0	NE	<0.25	<0.25	<0.25	<0.25	<0.25
n-Butylbenzene	mg/kg	240	240	NE	<0.05	<0.05	<0.05	<0.05	<0.05
sec-Butylbenzene	mg/kg	220	220	NE	<0.05	<0.05	<0.05	<0.05	<0.05
tert-Butylbenzene	mg/kg	390	390	NE	<0.05	<0.05	<0.05	<0.05	<0.05
Carbon tetrachloride	mg/kg	0.3	5.5	NE	<0.05	<0.05	<0.05	<0.05	<0.05
Chlorobenzene	mg/kg	150	530	2,300	<0.05	<0.05	<0.05	<0.05	<0.05
Chlorodibromomethane	mg/kg	NE	NE	NE	<0.05	<0.05	<0.05	<0.05	<0.05
Chloroethane	mg/kg	3	65	NE	<0.25	<0.25	<0.25	<0.25	<0.25
Chloroform	mg/kg	0.9	20.0	NE	<0.05	<0.05	<0.05	<0.05	<0.05
Chloromethane	mg/kg	48	160	NE	<0.25	<0.25	<0.25	<0.25	<0.25
2-Chlorotoluene	mg/kg	160	510	NE	<0.05	<0.05	<0.05	<0.05	<0.05
4-Chlorotoluene	mg/kg	NE	NE	NE	<0.05	<0.05	<0.05	<0.05	<0.05
1,2-Dibromoethane	mg/kg	0.29	0.63	NE	<0.05	<0.05	<0.05	<0.05	<0.05
1,2-Dichlorobenzene	mg/kg	600	600	11,000	<0.05	<0.05	<0.05	<0.05	<0.05
1,3-Dichlorobenzene	mg/kg	530	600	NE	<0.05	<0.05	<0.05	<0.05	<0.05
1,4-Dichlorobenzene	mg/kg	4	79	57	<0.05	<0.05	<0.05	<0.05	<0.05
Dichlorodifluoromethane	mg/kg	94	310	NE	<0.25	<0.25	<0.25	<0.25	<0.25
1,1-Dichloroethane	mg/kg	510	1,700	NE	<0.05	<0.05	<0.05	<0.05	<0.05
1,2-Dichloroethane	mg/kg	0.28	6.0	15.0	<0.05	<0.05	<0.05	<0.05	<0.05
1,1-Dichloroethene	mg/kg	120	410	NE	<0.05	<0.05	<0.05	<0.05	<0.05
cis-1,2-Dichloroethene	mg/kg	43	150	NE	<0.05	<0.05	<0.05	<0.05	<0.05
trans-1,2-Dichloroethene	mg/kg	69	230	NE	<0.05	<0.05	<0.05	<0.05	<0.05
1,2-Dichloropropane	mg/kg	0.34	7.4	20.0	<0.05	<0.05	<0.05	<0.05	<0.05
1,3-Dichloropropane	mg/kg	100	360	NE	<0.05	<0.05	<0.05	<0.05	<0.05
2,2-Dichloropropane	mg/kg	NE	NE	NE	<0.05	<0.05	<0.05	<0.05	<0.05
1,1-Dichloropropene	mg/kg	NE	NE	NE	<0.05	<0.05	<0.05	<0.05	<0.05
cis-1,3-Dichloropropene	mg/kg	NE	NE	NE	<0.05	<0.05	<0.05	<0.05	<0.05
trans-1,3-Dichloropropene	mg/kg	NE	NE	NE	<0.05	<0.05	<0.05	<0.05	<0.05
Ethylbenzene	mg/kg	400	400	12,000	<0.05	<0.05	<0.05	<0.05	<0.05
Isopropylbenzene	mg/kg	NE	NE	NE	<0.05	<0.05	<0.05	<0.05	<0.05
p-Isopropyltoluene	mg/kg	NE	NE	NE	<0.05	<0.05	<0.05	<0.05	<0.05
Methyl tert-butyl ether	mg/kg	32	710	NE	<0.05	<0.05	<0.05	<0.05	<0.05
Naphthalene	mg/kg	NE	NE	NE	<0.15	<0.15	<0.15	<0.15	<0.15
n-Propylbenzene	mg/kg	240	240	NE	<0.05	<0.05	<0.05	<0.05	<0.05
Styrene	mg/kg	1,500	1,500	2,300	<0.05	<0.05	<0.05	<0.05	<0.05
1,1,2,2-Tetrachloroethane	mg/kg	0.4	9.3	NE	<0.05	<0.05	<0.05	<0.05	<0.05
Tetrachloroethene	mg/kg	0.51	13	NE	<0.05	<0.05	<0.05	<0.05	<0.05
Toluene	mg/kg	650	650	23,000	<0.05	<0.05	<0.05	<0.05	<0.05
1,2,3-Trichlorobenzene	mg/kg	NE	NE	NE	<0.05	<0.05	<0.05	<0.05	<0.05
1,1,1-Trichloroethane	mg/kg	1,200	1,200	11,000	<0.05	<0.05	<0.05	<0.05	<0.05
1,1,2-Trichloroethane	mg/kg	0.74	16.0	NE	<0.05	<0.05	<0.05	<0.05	<0.05
Trichloroethene	mg/kg	3.0	65.0	NE	<0.05	<0.05	<0.05	<0.05	<0.05
Trichlorofluoromethane	mg/kg	390	1,300	NE	<0.25	<0.25	<0.25	<0.25	<0.25
1,2,3-Trichloropropane	mg/kg	0.005	0.110	NE	<0.05	<0.05	<0.05	<0.05	<0.05
1,2,4-Trimethylbenzene	mg/kg	52	170	NE	<0.05	<0.05	<0.05	<0.05	<0.05
1,3,5-Trimethylbenzene	mg/kg	21	70	NE	<0.05	<0.05	<0.05	<0.05	<0.05
Vinyl chloride	mg/kg	0.085	0.750	NE	<0.080	<0.080	<0.080	<0.080	<0.080
Xylenes, Total	mg/kg	270	420	NE	<0.15	<0.15	<0.15	<0.15	<0.15

R-SRL = Arizona Residential Soil Remediation Levels (May 2007)
NR-SRL = Arizona Non-residential Soil Remediation Levels
NE = Not Established GPL = Groundwater Protection Levels
mg/kg = milligrams per kilogram NA = Not Analyzed
* SRLs provided for Cr III/Cr VI
Bold Analyte detected above laboratory Reporting Limit
< Analyte was not detected above laboratory Reporting Limit

Concentration exceeds the R-SRL or GPL for that constituent

Table 1
Analytical Results for Soil Samples
Veolia ES Technical Solutions, 5736 West Jefferson Street, Phoenix, Arizona

					SAMPLE ID				
Analyte	**Units**	**R-SRL**	**NR-SRL**	**GPL**	**VB6-9.0D**	**VB7-1.0**	**VB7-3.0**	**VB7-9.0**	**VB8-1.0**
SEMI-VOLATILE ORGANIC COMPOUNDS (SVOCS)									
Acenaphthene	mg/kg	3,700	29,000	NE	<0.10	<0.10	<0.10	<0.10	<0.10
Acenaphthylene	mg/kg	NE	NE	NE	<0.10	<0.10	<0.10	<0.10	<0.10
Anthracene	mg/kg	22,000	240,000	NE	<0.10	<0.10	<0.10	<0.10	<0.10
Aniline	mg/kg	960	3,000	NE	<0.10	<0.10	<0.10	<0.10	<0.10
Benz(a)anthracene	mg/kg	6.9	21	NE	<0.10	<0.10	<0.10	<0.10	<0.10
Benzo(a)pyrene	mg/kg	0.69	2.1	NE	<0.25	<0.25	<0.25	<0.25	<0.25
Benzo(b)fluoranthene	mg/kg	6.9	21	NE	<0.25	<0.25	<0.25	<0.25	<0.25
Benzo(g,h,i)perylene	mg/kg	NE	NE	NE	<0.25	<0.25	<0.25	<0.25	<0.25
Benzo(k)fluoranthene	mg/kg	69	210	NE	<0.25	<0.25	<0.25	<0.25	<0.25
Benzoic acid	mg/kg	240,000	1,000,000	NE	<1.0	<1.0	<1.0	<1.0	<1.0
Benzyl alcohol	mg/kg	18,000	180,000	NE	<0.10	<0.10	<0.10	<0.10	<0.10
Bis(2-chloroethoxy)methane	mg/kg	NE	NE	NE	<0.10	<0.10	<0.10	<0.10	<0.10
Bis(2-chloroethyl)ether	mg/kg	2.3	5.8	NE	<0.10	<0.10	<0.10	<0.10	<0.10
Bis(2-chloroisopropyl)ether	mg/kg	790	790	NE	<0.10	<0.10	<0.10	<0.10	<0.10
Bis(2-ethylhexyl)phthalate	mg/kg	390	1,200	NE	<0.10	<0.10	<0.10	<0.10	<0.10
4-Bromophenyl phenyl ether	mg/kg	NE	NE	NE	<0.10	<0.10	<0.10	<0.10	<0.10
Butyl benzyl phthalate	mg/kg	12,000	120,000	NE	<0.10	<0.10	<0.10	<0.10	<0.10
4-Chloro-3-methylphenol	mg/kg	NE	NE	NE	<0.10	<0.10	<0.10	<0.10	<0.10
4-Chloroaniline	mg/kg	NE	NE	NE	<0.10	<0.10	<0.10	<0.10	<0.10
2-Chloronaphthalene	mg/kg	NE	NE	NE	<0.10	<0.10	<0.10	<0.10	<0.10
2-Chlorophenol	mg/kg	NE	NE	NE	<0.10	<0.10	<0.10	<0.10	<0.10
4-Chlorophenyl phenyl ether	mg/kg	NE	NE	NE	<0.10	<0.10	<0.10	<0.10	<0.10
Chrysene	mg/kg	680	2,000	NE	<0.10	<0.10	<0.10	<0.10	<0.10
Di-n-butyl phthalate	mg/kg	NE	NE	NE	<0.25	<0.25	<0.25	<0.25	<0.25
Di-n-octyl phthalate	mg/kg	NE	NE	NE	<0.25	<0.25	<0.25	<0.25	<0.25
Dibenz(a,h)anthracene	mg/kg	0.69	2.1	NE	<0.10	<0.10	<0.10	<0.10	<0.10
Dibenzofuran	mg/kg	140	140	NE	<0.10	<0.10	<0.10	<0.10	<0.10
2,4-Dichlorophenol	mg/kg	180	1,800	NE	<0.10	<0.10	<0.10	<0.10	<0.10
Diethyl phthalate	mg/kg	49,000	490,000	NE	<0.10	<0.10	<0.10	<0.10	<0.10
Dimethyl phthalate	mg/kg	610,000	1,000,000	NE	<0.10	<0.10	<0.10	<0.10	<0.10
2,4-Dimethylphenol	mg/kg	1,200	12,000	NE	<0.10	<0.10	<0.10	<0.10	<0.10
4,6-Dinitro-2-methylphenol	mg/kg	NE	NE	NE	<1.0	<1.0	<1.0	<1.0	<1.0
2,4-Dinitrophenol	mg/kg	NE	NE	NE	<1.0	<1.0	<1.0	<1.0	<1.0
2,4-Dinitrotoluene	mg/kg	120	1,200	NE	<0.25	<0.25	<0.25	<0.25	<0.25
2,6-Dinitrotoluene	mg/kg	61	620	NE	<0.25	<0.25	<0.25	<0.25	<0.25
Fluoranthene	mg/kg	2,300	22,000	NE	<0.10	<0.10	<0.10	<0.10	<0.10
Fluorene	mg/kg	2,700	26,000	NE	<0.10	<0.10	<0.10	<0.10	<0.10
Hexachlorobenzene	mg/kg	3.4	11	NE	<0.10	<0.10	<0.10	<0.10	<0.10
Hexachlorobutadiene	mg/kg	70	180	NE	<0.10	<0.10	<0.10	<0.10	<0.10
Hexachlorocyclopentadiene	mg/kg	370	3,700	NE	<0.50	<0.50	<0.50	<0.50	<0.50
Hexachloroethane	mg/kg	390	620	NE	<0.10	<0.10	<0.10	<0.10	<0.10
Indeno(1,2,3-dc)pyrene	mg/kg	6.9	21	NE	<0.25	<0.25	<0.25	<0.25	<0.25
Isophorone	mg/kg	5,800	18,000	NE	<0.10	<0.10	<0.10	<0.10	<0.10
2-Methylnaphthalene	mg/kg	NE	NE	NE	<0.10	<0.10	<0.10	<0.10	<0.10
2-Methylphenol	mg/kg	3,100	31,000	NE	<0.10	<0.10	<0.10	<0.10	<0.10
3 & 4-Methylphenol	mg/kg	310	3,100	NE	<0.10	<0.10	<0.10	<0.10	<0.10
N-Nitrosodi-n-propylamine	mg/kg	0.78	2.5	NE	<0.10	<0.10	<0.10	<0.10	<0.10
N-Nitrosodiphenylamine	mg/kg	1,100	3,500	NE	<0.10	<0.10	<0.10	<0.10	<0.10
N-Nitrosodimethylamine	mg/kg	0.11	0.34	NE	<0.10	<0.10	<0.10	<0.10	<0.10
Naphthalene	mg/kg	56	190	NE	<0.10	<0.10	<0.10	<0.10	<0.10
Nitrobenzene	mg/kg	20	100	NE	<0.10	<0.10	<0.10	<0.10	<0.10
2-Nitroaniline	mg/kg	180	1,800	NE	<0.25	<0.25	<0.25	<0.25	<0.25
3-Nitroaniline	mg/kg	18	180	NE	<0.25	<0.25	<0.25	<0.25	<0.25
4-Nitroaniline	mg/kg	180	820	NE	<0.25	<0.25	<0.25	<0.25	<0.25
2-Nitrophenol	mg/kg	NE	NE	NE	<0.10	<0.10	<0.10	<0.10	<0.10
4-Nitrophenol	mg/kg	NE	NE	NE	<1.0	<1.0	<1.0	<1.0	<1.0
Pentachlorophenol	mg/kg	32	90	NE	<1.0	<1.0	<1.0	<1.0	<1.0
Phenanthrene	mg/kg	NE	NE	NE	<0.10	<0.10	<0.10	<0.10	<0.10
Phenol	mg/kg	18,000	180,000	NE	<0.10	<0.10	<0.10	<0.10	<0.10
Pyrene	mg/kg	2,300	29,000	NE	<0.10	<0.10	<0.10	<0.10	<0.10
1,2,4-Trichlorobenzene	mg/kg	62	220	NE	<0.10	<0.10	<0.10	<0.10	<0.10
2,4,5-Trichlorophenol	mg/kg	6,100	62,000	NE	<0.10	<0.10	<0.10	<0.10	<0.10
2,4,6-Trichlorophenol	mg/kg	6.1	62	NE	<0.10	<0.10	<0.10	<0.10	<0.10

R-SRL = Arizona Residential Soil Remediation Levels (May 2007)
NR-SRL = Arizona Non-residential Soil Remediation Levels
NE = Not Established GPL = Groundwater Protection Levels
mg/kg = milligrams per kilogram NA = Not Analyzed
120 Analyte detected above laboratory Reporting Limit
< Analyte was not detected above laboratory Reporting Limit

Concentration exceeds the R-SRL or GPL for that constituent

Table 1
Analytical Results for Soil Samples
Veolia ES Technical Solutions, 5736 West Jefferson Street, Phoenix, Arizona

					SAMPLE ID				
Analyte	**Units**	**R-SRL**	**NR-SRL**	**GPL**	**VB8-3.0**	**VB8-3.0D**	**VB9-1.0**	**VB9-3.0**	**VB9-9.0**
TOTAL METALS									
Arsenic	mg/kg	10	10	290	**9.1**	**8.3**	**10**	**9.1**	**5.9**
Barium	mg/kg	15,000	170,000	12,000	**90**	**100**	**140**	**62**	**32**
Cadmium	mg/kg	39	510	29	<0.5	<0.5	<0.5	<0.5	<0.5
Chromium*	mg/kg	120000/30	1000000/65	590	**29**	**28**	**34**	**25**	**9.2**
Lead	mg/kg	400	800	290	**7.7**	**7.8**	**11**	**6.8**	**3.8**
Mercury	mg/kg	23	310	12	<0.1	<0.1	<0.1	<0.1	<0.1
Selenium	mg/kg	390	5,100	290	<5.0	<5.0	<5.0	<5.0	<5.0
Silver	mg/kg	390	5,100	NE	<0.5	<0.5	<0.5	<0.5	<0.5
VOLATILE ORGANIC COMPOUNDS (VOCS)									
Acetone	mg/kg	14,000	54,000	NE	<0.25	<0.25	<0.25	<0.25	<0.25
Benzene	mg/kg	0.65	1.4	47	<0.05	<0.05	<0.05	<0.05	<0.05
Bromobenzene	mg/kg	28	92	NE	<0.05	<0.05	<0.05	<0.05	<0.05
Bromochloromethane	mg/kg	NE	NE	NE	<0.05	<0.05	<0.05	<0.05	<0.05
Bromodichloromethane	mg/kg	0.8	18.0	NE	<0.05	<0.05	<0.05	<0.05	<0.05
Bromoform	mg/kg	69	2,200	NE	<0.05	<0.05	<0.05	<0.05	<0.05
Bromomethane	mg/kg	3.9	13.0	NE	<0.25	<0.25	<0.25	<0.25	<0.25
n-Butylbenzene	mg/kg	240	240	NE	<0.05	<0.05	<0.05	<0.05	<0.05
sec-Butylbenzene	mg/kg	220	220	NE	<0.05	<0.05	<0.05	<0.05	<0.05
tert-Butylbenzene	mg/kg	390	390	NE	<0.05	<0.05	<0.05	<0.05	<0.05
Carbon tetrachloride	mg/kg	0.3	5.5	NE	<0.05	<0.05	<0.05	<0.05	<0.05
Chlorobenzene	mg/kg	150	530	2,300	<0.05	<0.05	<0.05	<0.05	<0.05
Chlorodibromomethane	mg/kg	NE	NE	NE	<0.05	<0.05	<0.05	<0.05	<0.05
Chloroethane	mg/kg	3	65	NE	<0.25	<0.25	<0.25	<0.25	<0.25
Chloroform	mg/kg	0.9	20.0	NE	<0.05	<0.05	<0.05	<0.05	<0.05
Chloromethane	mg/kg	48	160	NE	<0.25	<0.25	<0.25	<0.25	<0.25
2-Chlorotoluene	mg/kg	160	510	NE	<0.05	<0.05	<0.05	<0.05	<0.05
4-Chlorotoluene	mg/kg	NE	NE	NE	<0.05	<0.05	<0.05	<0.05	<0.05
1,2-Dibromoethane	mg/kg	0.29	0.63	NE	<0.05	<0.05	<0.05	<0.05	<0.05
1,2-Dichlorobenzene	mg/kg	600	600	11,000	<0.05	<0.05	<0.05	<0.05	<0.05
1,3-Dichlorobenzene	mg/kg	530	600	NE	<0.05	<0.05	<0.05	<0.05	<0.05
1,4-Dichlorobenzene	mg/kg	4	79	57	<0.05	<0.05	<0.05	<0.05	<0.05
Dichlorodifluoromethane	mg/kg	94	310	NE	<0.25	<0.25	<0.25	<0.25	<0.25
1,1-Dichloroethane	mg/kg	510	1,700	NE	<0.05	<0.05	<0.05	<0.05	<0.05
1,2-Dichloroethane	mg/kg	0.28	6.0	15.0	<0.05	<0.05	<0.05	<0.05	<0.05
1,1-Dichloroethene	mg/kg	120	410	NE	<0.05	<0.05	<0.05	<0.05	<0.05
cis-1,2-Dichloroethene	mg/kg	43	150	NE	<0.05	<0.05	<0.05	<0.05	<0.05
trans-1,2-Dichloroethene	mg/kg	69	230	NE	<0.05	<0.05	<0.05	<0.05	<0.05
1,2-Dichloropropane	mg/kg	0.34	7.4	20.0	<0.05	<0.05	<0.05	<0.05	<0.05
1,3-Dichloropropane	mg/kg	100	360	NE	<0.05	<0.05	<0.05	<0.05	<0.05
2,2-Dichloropropane	mg/kg	NE	NE	NE	<0.05	<0.05	<0.05	<0.05	<0.05
1,1-Dichloropropene	mg/kg	NE	NE	NE	<0.05	<0.05	<0.05	<0.05	<0.05
cis-1,3-Dichloropropene	mg/kg	NE	NE	NE	<0.05	<0.05	<0.05	<0.05	<0.05
trans-1,3-Dichloropropene	mg/kg	NE	NE	NE	<0.05	<0.05	<0.05	<0.05	<0.05
Ethylbenzene	mg/kg	400	400	12,000	<0.05	<0.05	<0.05	<0.05	<0.05
Isopropylbenzene	mg/kg	NE	NE	NE	<0.05	<0.05	<0.05	<0.05	<0.05
p-Isopropyltoluene	mg/kg	NE	NE	NE	<0.05	<0.05	<0.05	<0.05	<0.05
Methyl tert-butyl ether	mg/kg	32	710	NE	<0.05	<0.05	<0.05	<0.05	<0.05
Naphthalene	mg/kg	NE	NE	NE	<0.15	<0.15	<0.15	<0.15	<0.15
n-Propylbenzene	mg/kg	240	240	NE	<0.05	<0.05	<0.05	<0.05	<0.05
Styrene	mg/kg	1,500	1,500	2,300	<0.05	<0.05	<0.05	<0.05	<0.05
1,1,2,2-Tetrachloroethane	mg/kg	0.4	9.3	NE	<0.05	<0.05	<0.05	<0.05	<0.05
Tetrachloroethene	mg/kg	0.51	13	NE	<0.05	<0.05	<0.05	<0.05	<0.05
Toluene	mg/kg	650	650	23,000	<0.05	<0.05	<0.05	<0.05	<0.05
1,2,3-Trichlorobenzene	mg/kg	NE	NE	NE	<0.05	<0.05	<0.05	<0.05	<0.05
1,1,1-Trichloroethane	mg/kg	1,200	1,200	11,000	<0.05	<0.05	<0.05	<0.05	<0.05
1,1,2-Trichloroethane	mg/kg	0.74	16.0	NE	<0.05	<0.05	<0.05	<0.05	<0.05
Trichloroethene	mg/kg	3.0	65.0	NE	<0.05	<0.05	<0.05	<0.05	<0.05
Trichlorofluoromethane	mg/kg	390	1,300	NE	<0.25	<0.25	<0.25	<0.25	<0.25
1,2,3-Trichloropropane	mg/kg	0.005	0.110	NE	<0.05	<0.05	<0.05	<0.05	<0.05
1,2,4-Trimethylbenzene	mg/kg	52	170	NE	<0.05	<0.05	<0.05	<0.05	<0.05
1,3,5-Trimethylbenzene	mg/kg	21	70	NE	<0.05	<0.05	<0.05	<0.05	<0.05
Vinyl chloride	mg/kg	0.085	0.750	NE	<0.080	<0.080	<0.080	<0.080	<0.080
Xylenes, Total	mg/kg	270	420	NE	<0.15	<0.15	<0.15	<0.15	<0.15

R-SRL = Arizona Residential Soil Remediation Levels (May 2007)
NR-SRL = Arizona Non-residential Soil Remediation Levels
NE = Not Established GPL = Groundwater Protection Levels
mg/kg = milligrams per kilogram NA = Not Analyzed
* SRLs provided for Cr III/Cr VI
Bold Analyte detected above laboratory Reporting Limit
< Analyte was not detected above laboratory Reporting Limit

Concentration exceeds the R-SRL or GPL for that constituent

Table 1
Analytical Results for Soil Samples
Veolia ES Technical Solutions, 5736 West Jefferson Street, Phoenix, Arizona

					SAMPLE ID				
Analyte	**Units**	**R-SRL**	**NR-SRL**	**GPL**	**VB8-3.0**	**VB8-3.0D**	**VB9-1.0**	**VB9-3.0**	**VB9-9.0**
SEMI-VOLATILE ORGANIC COMPOUNDS (SVOCS)									
Acenaphthene	mg/kg	3,700	29,000	NE	<0.10	<0.10	<0.10	<0.10	<0.10
Acenaphthylene	mg/kg	NE	NE	NE	<0.10	<0.10	<0.10	<0.10	<0.10
Anthracene	mg/kg	22,000	240,000	NE	<0.10	<0.10	<0.10	<0.10	<0.10
Aniline	mg/kg	960	3,000	NE	<0.10	<0.10	<0.10	<0.10	<0.10
Benz(a)anthracene	mg/kg	6.9	21	NE	<0.10	<0.10	<0.10	<0.10	<0.10
Benzo(a)pyrene	mg/kg	0.69	2.1	NE	<0.25	<0.25	<0.25	<0.25	<0.25
Benzo(b)fluoranthene	mg/kg	6.9	21	NE	<0.25	<0.25	<0.25	<0.25	<0.25
Benzo(g,h,i)perylene	mg/kg	NE	NE	NE	<0.25	<0.25	<0.25	<0.25	<0.25
Benzo(k)fluoranthene	mg/kg	69	210	NE	<0.25	<0.25	<0.25	<0.25	<0.25
Benzoic acid	mg/kg	240,000	1,000,000	NE	<1.0	<1.0	<1.0	<1.0	<1.0
Benzyl alcohol	mg/kg	18,000	180,000	NE	<0.10	<0.10	<0.10	<0.10	<0.10
Bis(2-chloroethoxy)methane	mg/kg	NE	NE	NE	<0.10	<0.10	<0.10	<0.10	<0.10
Bis(2-chloroethyl)ether	mg/kg	2.3	5.8	NE	<0.10	<0.10	<0.10	<0.10	<0.10
Bis(2-chloroisopropyl)ether	mg/kg	790	790	NE	<0.10	<0.10	<0.10	<0.10	<0.10
Bis(2-ethylhexyl)phthalate	mg/kg	390	1,200	NE	<0.10	<0.10	<0.10	<0.10	<0.10
4-Bromophenyl phenyl ether	mg/kg	NE	NE	NE	<0.10	<0.10	<0.10	<0.10	<0.10
Butyl benzyl phthalate	mg/kg	12,000	120,000	NE	<0.10	<0.10	<0.10	<0.10	<0.10
4-Chloro-3-methylphenol	mg/kg	NE	NE	NE	<0.10	<0.10	<0.10	<0.10	<0.10
4-Chloroaniline	mg/kg	NE	NE	NE	<0.10	<0.10	<0.10	<0.10	<0.10
2-Chloronaphthalene	mg/kg	NE	NE	NE	<0.10	<0.10	<0.10	<0.10	<0.10
2-Chlorophenol	mg/kg	NE	NE	NE	<0.10	<0.10	<0.10	<0.10	<0.10
4-Chlorophenyl phenyl ether	mg/kg	NE	NE	NE	<0.10	<0.10	<0.10	<0.10	<0.10
Chrysene	mg/kg	680	2,000	NE	<0.10	<0.10	<0.10	<0.10	<0.10
Di-n-butyl phthalate	mg/kg	NE	NE	NE	<0.25	<0.25	<0.25	<0.25	<0.25
Di-n-octyl phthalate	mg/kg	NE	NE	NE	<0.25	<0.25	<0.25	<0.25	<0.25
Dibenz(a,h)anthracene	mg/kg	0.69	2.1	NE	<0.10	<0.10	<0.10	<0.10	<0.10
Dibenzofuran	mg/kg	140	140	NE	<0.10	<0.10	<0.10	<0.10	<0.10
2,4-Dichlorophenol	mg/kg	180	1,800	NE	<0.10	<0.10	<0.10	<0.10	<0.10
Diethyl phthalate	mg/kg	49,000	490,000	NE	<0.10	<0.10	<0.10	<0.10	<0.10
Dimethyl phthalate	mg/kg	610,000	1,000,000	NE	<0.10	<0.10	<0.10	<0.10	<0.10
2,4-Dimethylphenol	mg/kg	1,200	12,000	NE	<0.10	<0.10	<0.10	<0.10	<0.10
4,6-Dinitro-2-methylphenol	mg/kg	NE	NE	NE	<1.0	<1.0	<1.0	<1.0	<1.0
2,4-Dinitrophenol	mg/kg	NE	NE	NE	<1.0	<1.0	<1.0	<1.0	<1.0
2,4-Dinitrotoluene	mg/kg	120	1,200	NE	<0.25	<0.25	<0.25	<0.25	<0.25
2,6-Dinitrotoluene	mg/kg	61	620	NE	<0.25	<0.25	<0.25	<0.25	<0.25
Fluoranthene	mg/kg	2,300	22,000	NE	<0.10	<0.10	<0.10	<0.10	<0.10
Fluorene	mg/kg	2,700	26,000	NE	<0.10	<0.10	<0.10	<0.10	<0.10
Hexachlorobenzene	mg/kg	3.4	11	NE	<0.10	<0.10	<0.10	<0.10	<0.10
Hexachlorobutadiene	mg/kg	70	180	NE	<0.10	<0.10	<0.10	<0.10	<0.10
Hexachlorocyclopentadiene	mg/kg	370	3,700	NE	<0.50	<0.50	<0.50	<0.50	<0.50
Hexachloroethane	mg/kg	390	620	NE	<0.10	<0.10	<0.10	<0.10	<0.10
Indeno(1,2,3-dc)pyrene	mg/kg	6.9	21	NE	<0.25	<0.25	<0.25	<0.25	<0.25
Isophorone	mg/kg	5,800	18,000	NE	<0.10	<0.10	<0.10	<0.10	<0.10
2-Methylnaphthalene	mg/kg	NE	NE	NE	<0.10	<0.10	<0.10	<0.10	<0.10
2-Methylphenol	mg/kg	3,100	31,000	NE	<0.10	<0.10	<0.10	<0.10	<0.10
3 & 4-Methylphenol	mg/kg	310	3,100	NE	<0.10	<0.10	<0.10	<0.10	<0.10
N-Nitrosodi-n-propylamine	mg/kg	0.78	2.5	NE	<0.10	<0.10	<0.10	<0.10	<0.10
N-Nitrosodiphenylamine	mg/kg	1,100	3,500	NE	<0.10	<0.10	<0.10	<0.10	<0.10
N-Nitrosodimethylamine	mg/kg	0.11	0.34	NE	<0.10	<0.10	<0.10	<0.10	<0.10
Naphthalene	mg/kg	56	190	NE	<0.10	<0.10	<0.10	<0.10	<0.10
Nitrobenzene	mg/kg	20	100	NE	<0.10	<0.10	<0.10	<0.10	<0.10
2-Nitroaniline	mg/kg	180	1,800	NE	<0.25	<0.25	<0.25	<0.25	<0.25
3-Nitroaniline	mg/kg	18	180	NE	<0.25	<0.25	<0.25	<0.25	<0.25
4-Nitroaniline	mg/kg	180	820	NE	<0.25	<0.25	<0.25	<0.25	<0.25
2-Nitrophenol	mg/kg	NE	NE	NE	<0.10	<0.10	<0.10	<0.10	<0.10
4-Nitrophenol	mg/kg	NE	NE	NE	<1.0	<1.0	<1.0	<1.0	<1.0
Pentachlorophenol	mg/kg	32	90	NE	<1.0	<1.0	<1.0	<1.0	<1.0
Phenanthrene	mg/kg	NE	NE	NE	<0.10	<0.10	<0.10	<0.10	<0.10
Phenol	mg/kg	18,000	180,000	NE	<0.10	<0.10	<0.10	<0.10	<0.10
Pyrene	mg/kg	2,300	29,000	NE	<0.10	<0.10	<0.10	<0.10	<0.10
1,2,4-Trichlorobenzene	mg/kg	62	220	NE	<0.10	<0.10	<0.10	<0.10	<0.10
2,4,5-Trichlorophenol	mg/kg	6,100	62,000	NE	<0.10	<0.10	<0.10	<0.10	<0.10
2,4,6-Trichlorophenol	mg/kg	6.1	62	NE	<0.10	<0.10	<0.10	<0.10	<0.10

R-SRL = Arizona Residential Soil Remediation Levels (May 2007)
NR-SRL = Arizona Non-residential Soil Remediation Levels
NE = Not Established GPL = Groundwater Protection Levels
mg/kg = milligrams per kilogram NA = Not Analyzed
120 Analyte detected above laboratory Reporting Limit
< Analyte was not detected above laboratory Reporting Limit

Concentration exceeds the R-SRL or GPL for that constituent

FIGURES

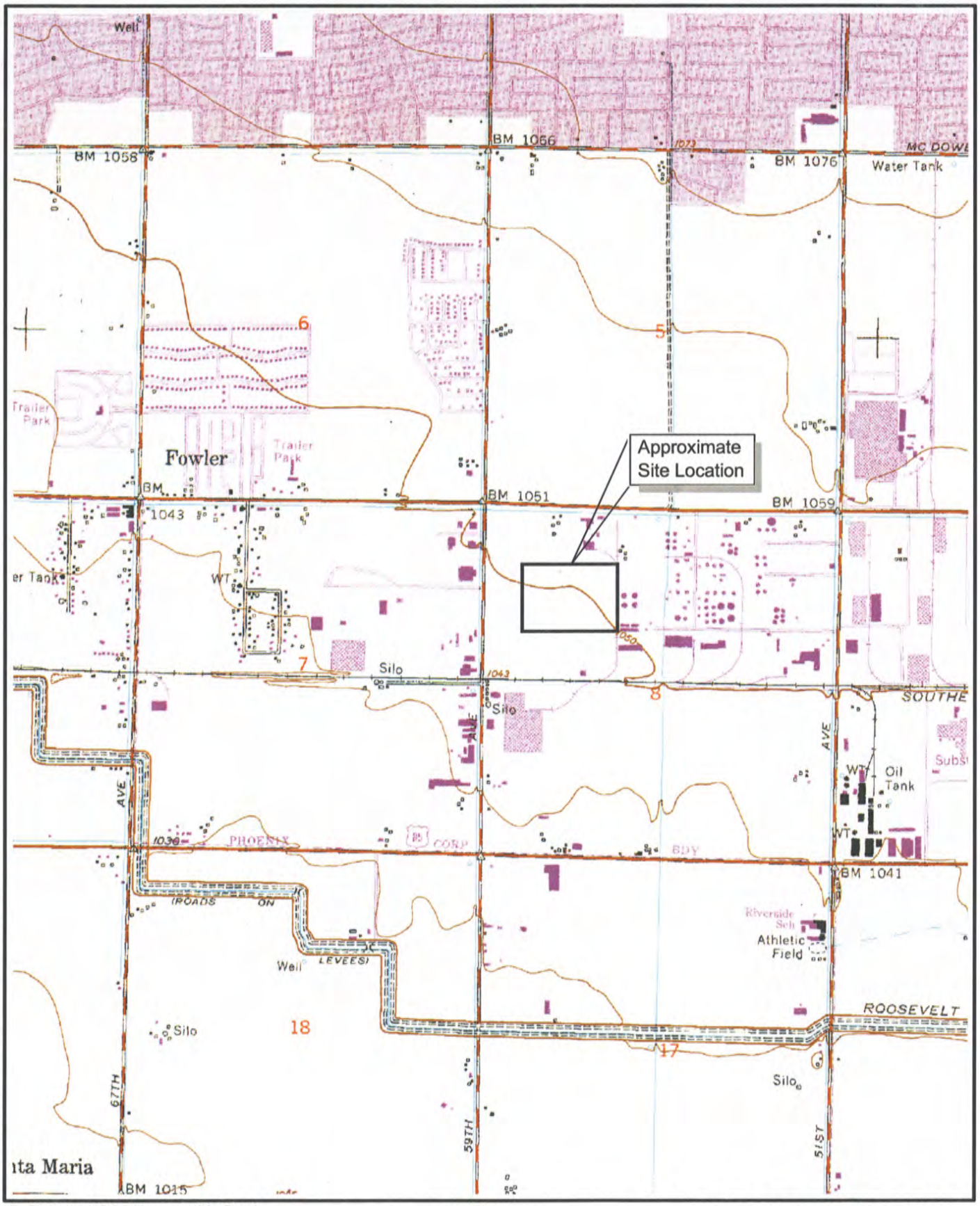

P:\VEOLIA\CADD\FIGURES\A17071.DWG 01-22-07

Reference: USGS Topographic Quad, Fowler, AZ 1952, Photorevised 1982.

N

0 1/2

Scale in Miles

Site Location Map

Site Assessment Report
Veolia ES Technical Solutions, LLC
5736 West Jefferson Street
Phoenix, AZ

Figure 1

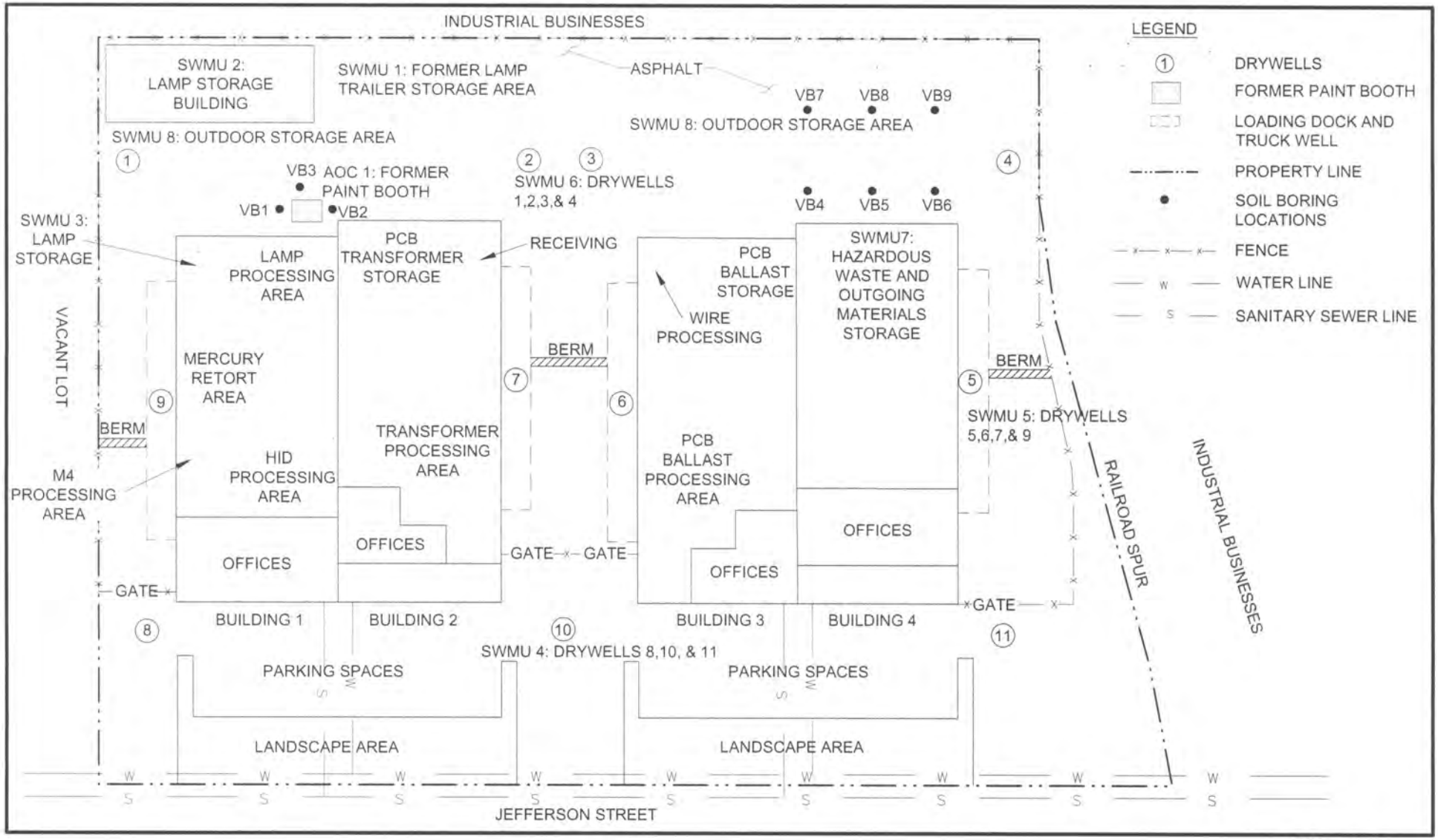

Site Plan

Site Assessment Report
Veolia ES Technical Solutions, LLC
5736 West Jefferson Street
Phoenix, AZ

Figure 2

URS

P:\VEOLIA\CADD\FIGURES\A17505.DWG 04-10-08

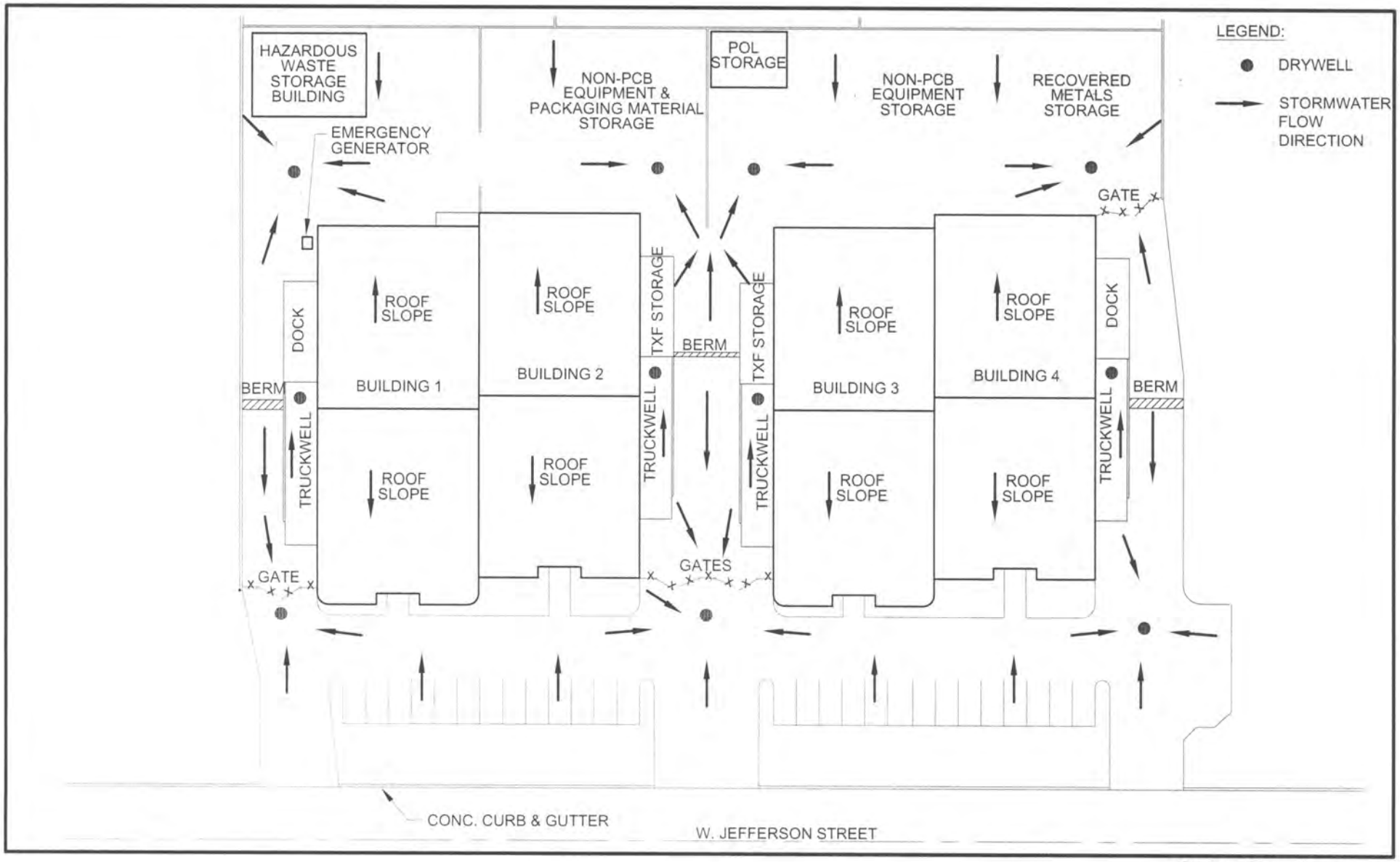

Not to Scale

Site Drainage

Site Assessment Report
Veolia ES Technical Solutions, LLC
5736 West Jefferson Street
Phoenix, AZ
Figure 3

URS

P:\VEOLIA\CADD\FIGURES\A17320.DWG 7-26-07

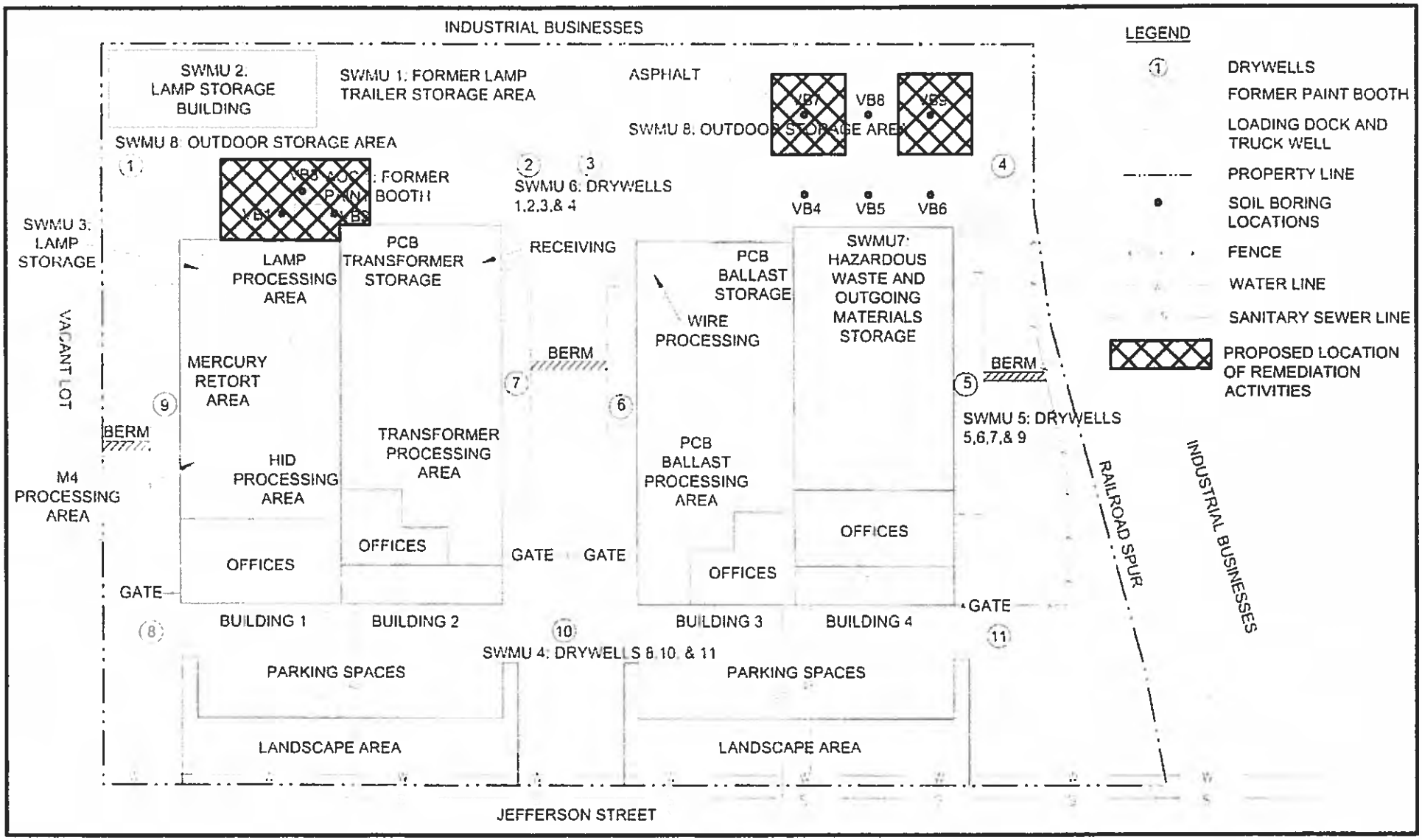

0 50 100

SCALE N FEET

Site Remediation Plan

Veolia ES Technology Solutions, LLC
5736 West Jefferson Street
Phoenix, AZ

URS

Figure 4

P:\WRES\Veolia\23446242_Veolia_SAP_Update2012\5_0_Technical\5_2_CADD\Figures\ A178532.dwg

APPENDIX A

BORING LOGS

LOCATION OF BORING

AOC 1

VB1

N↑

JOB NUMBER	CLIENT	LOCATION
23445319		Veolia

DRILLING METHOD: Direct Push Technology

BORING NUMBER: VB1

SHEET 1 OF 1

SAMPLING METHOD: Continous Core

DRILLING

START TIME	FINISH TIME
0808	0816
DATE 3/17/08	DATE 3/17/08

SURFACE CONDITIONS: Dry Asphalt

DATUM

ELEVATION

DRILLING CONTRACTOR JET

SAMPLER TYPE	INCHES DRIVEN / INCHES RECOVERED	TIME	SAMPLE NUMBER / SAMPLE DEPTH	BLOWS/FT. SAMPLER	GRAIN SIZE % FINES	% SAND	% GRAVEL	DEPTH IN FEET	SOIL GRAPH	
Core	6/6	0810	VB1/1.0		70	30	<5	0	CL	Sandy Clay
								1		
								2		
Core	12/12	0813	VB1/3.0		70	30	<5	3	CL	Sandy Clay
								4		
								5		
								6		
								7		
								8		
Core	12/12	0816	VB1/9.0		70	30	<5	9	CL	Sandy Clay
								10	TD	
								1		
								2		
								3		
								4		
								5		
								6		
								7		
								8		
								9		
								0		
								1		

BY Mark Gloffelty

DATE 3/18/08 CHECKED BY

URS

LOCATION OF BORING

AOC1

NT

VB2

JOB NUMBER	CLIENT	LOCATION
23745319		Veolia

DRILLING METHOD: Direct Push Technology

BORING NUMBER: VB2

SHEET: 1 OF 1

SAMPLING METHOD: Continous Core

DRILLING

START TIME	FINISH TIME
0750	0800
DATE 3/17/08	DATE 3/17/08

SURFACE CONDITIONS: Dry Asphalt

DATUM

ELEVATION

DRILLING CONTRACTOR JET

SAMPLER TYPE	INCHES DRIVEN / INCHES RECOVERED	TIME	SAMPLE NUMBER / SAMPLE DEPTH	BLOWS/FT. SAMPLER	GRAIN SIZE % FINES	% SAND	% GRAVEL	DEPTH IN FEET	SOIL GRAPH	
Core	6/6	0756	VB2/1.0		70	30	<5	0	CL	Sandy Clay
								1		
								2		
Core	12/12	0758	VB2/3.0		70	30	<5	3	CL	Sandy Clay
								4		
								5		
								6		
								7		
								8		
Core	12/12	0800	VB2/9.0		70	30	<5	9	CL	moist sandy clay
								10	T.D	
								1		
								2		
								3		
								4		
								5		
								6		
								7		
								8		
								9		
								0		
								1		

BY Mark Glotfelt

DATE 3/18/08 CHECKED BY

URS

LOCATION OF BORING

AOC

VB3

N↑

JOB NUMBER	CLIENT	LOCATION
23445319		Veolia

DRILLING METHOD: Direct Push Technology

BORING NUMBER: VB3

SHEET 1 OF 1

SAMPLING METHOD: Continous Core

DRILLING

START TIME	FINISH TIME
0838	0858
DATE	DATE
3/17/08	3/17/08

SURFACE CONDITIONS: Dry Asphalt

DATUM

ELEVATION

DRILLING CONTRACTOR JET

SAMPLER TYPE	INCHES DRIVEN / INCHES RECOVERED	TIME	SAMPLE NUMBER / SAMPLE DEPTH	BLOWS/FT. SAMPLER	GRAIN SIZE % FINES	% SAND	% GRAVEL	DEPTH IN FEET	SOIL GRAPH	
Core	6/6	0840	VB3/0.5		70	30	<5	0	CL	Sandy Clay
								1		
								2		
Core	12/12	0843	VB3/3.0		70	30	<5	3	CL	Sandy Clay
								4		
								5		
								6		
								7		
								8		
Core	12/12	0846	VB3/9.0		40	60	<5	9	SP	Clayey Sand
								10		
								11		
								12		
								13		
Core	12/12	0858	VB3/14.0		40	60	<5	14	SP	Clayey Sand
								15	TD	
								6		
								7		
								8		
								9		
								0		
								1		

BY Mark Glotfelty

DATE 3/18/08

CHECKED BY

URS

LOCATION OF BORING	JOB NUMBER	CLIENT	LOCATION
⊕VB4 Bldg.	23445319		Veolia

DRILLING METHOD: Direct Push Technology

SAMPLING METHOD: Continous Core

SURFACE CONDITIONS: Dry Asphalt

BORING NUMBER: VB4

SHEET 1 OF 1

DRILLING START TIME	DRILLING FINISH TIME	DATE	DATE
0940	0952	3/17/08	3/17/08

DATUM

ELEVATION

DRILLING CONTRACTOR JET

SAMPLER TYPE	INCHES DRIVEN / INCHES RECOVERED	TIME	SAMPLE NUMBER / SAMPLE DEPTH	BLOWS/FT. SAMPLER	GRAIN SIZE % FINES	% SAND	% GRAVEL	DEPTH IN FEET	SOIL GRAPH	
Core	6/6	0943	VB4/0.5		70	30	<5	0	CL	Sandy Clay
								1		
								2		
Core	12/12	0946	VB4/3.0		70	30	<5	3	CL	Sandy Clay
								4		
								5		
								6		
								7		
								8		
Core	12/12	0949	VB4/9.0		60	40	<5	9	SP	Clayey Sand
								10		
								11		
								12		
								13		
Core	12/12	0952	VB4/14.0		40	60	<5	14	SP	Clayey Sand
								15	TD	
								6		
								7		
								8		
								9		
								0		
								1		

BY Mark Gobelin DATE 3/18/08 CHECKED BY

URS

LOCATION OF BORING

VB5

NA

Bldg

DATUM

ELEVATION

JOB NUMBER	CLIENT	LOCATION
23445319		Veolia

DRILLING METHOD: Direct Push Technology

BORING NUMBER: VB5

SHEET 1 OF 1

SAMPLING METHOD: Continous Core

DRILLING	START	FINISH
TIME	1018	1030
DATE	3/17/08	3/17/08

SURFACE CONDITIONS: Dry Asphalt

DRILLING CONTRACTOR JET

SAMPLER TYPE	INCHES DRIVEN / INCHES RECOVERED	TIME	SAMPLE NUMBER / SAMPLE DEPTH	BLOWS/FT. SAMPLER	GRAIN SIZE % FINES	% SAND	% GRAVEL	DEPTH IN FEET	SOIL GRAPH	
Core	6/6	1020	VB5/1.0		70	30	<5	0	CL	Sandy Clay
								1		
								2		
Core	12/12	1022	VB5/3.0		70	30	<5	3	CL	Sandy Clay
								4		
								5		
								6		
								7		
								8		
Core	12/12	1025	VB5/9.0		60	40	<5	9	SP	Clayey Sand
								10		
								11		
								12		
								13		
Core	12/12	1030	VB5/14.0		30	50	20	14	GP/SP	Clayey Gravely Sand
								15	TO	
								6		
								7		
								8		
								9		
								0		
								1		

BY Mark Gibbetty

DATE 3/18/08

CHECKED BY

URS

LOCATION OF BORING

VB6 ⊕ N↑

Bldg

DATUM ELEVATION

JOB NUMBER	CLIENT	LOCATION
23444319		Veolia

DRILLING METHOD: Direct Push Technology

BORING NUMBER: VB6

SHEET 1 OF 1

SAMPLING METHOD: Continous Core

DRILLING

START TIME	FINISH TIME
1045	1056
DATE	DATE
3/17/08	3/17/08

SURFACE CONDITIONS: Dry Asphalt

DRILLING CONTRACTOR JET

SAMPLER TYPE	INCHES DRIVEN / INCHES RECOVERED	TIME	SAMPLE NUMBER / SAMPLE DEPTH	BLOWS/FT. SAMPLER	GRAIN SIZE % FINES	% SAND	% GRAVEL	DEPTH IN FEET	SOIL GRAPH	
Core	6/6	1047	VB6/1.0		70	30	<5	0	CL	Sandy Clay
								1		
								2		
Core	12/12	1049	VB6/3.0		70	30	<5	3	CL	Sandy Clay
								4		
								5		
								6		
								7		
								8		
Core	12/12	1051	VB6/9.0		60	40	<5	9	SP	Clayey Sand
								10		
								11		
								12		
								13		
Core	12/12	1052	VB6/14.0		40	60	<5	14	SP	Clayey Sand
								15	T.D.	
								16		
								7		
								8		
								9		
								0		
								1		

BY Mark Glotfelt

DATE 3/18/08 CHECKED BY

URS

LOCATION OF BORING: ϕ VB7

NT

Bldg

DATUM: ELEVATION:

JOB NUMBER	CLIENT	LOCATION
23445319		Veolia

DRILLING METHOD: Direct Push Technology

BORING NUMBER: VB7

SHEET: 1 OF 1

SAMPLING METHOD: Continous Core

DRILLING

START TIME	FINISH TIME
1109	1124
DATE	DATE
3/17/08	3/17/08

SURFACE CONDITIONS: Dry Asphalt

DRILLING CONTRACTOR: JET

SAMPLER TYPE	INCHES DRIVEN / INCHES RECOVERED	TIME	SAMPLE NUMBER / SAMPLE DEPTH	BLOWS/FT. SAMPLER	GRAIN SIZE % FINES	% SAND	% GRAVEL	DEPTH IN FEET	SOIL GRAPH	
Core	6/6	1111	VB7/1.0		70	30	<5	0	CL	Sandy Clay
								1		
								2		
Core	12/12	1113	VB7/3.0		70	30	<5	3	CL	Sandy Clay
								4		
								5		
								6		
								7		
								8		
Core	12/12	1118	VB7/9.0		40	60	<5	9	SP	Clayey Sand
								10		
								11		
								12		
								13		
Core	12/12	1124	VB7/14.0		50	50	<5	14	SC	Clayey Sand
								15	TD	
								6		
								7		
								8		
								9		
								0		
								1		

BY: Mark Glotfelty

DATE: 3/18/08

CHECKED BY:

URS

LOCATION OF BORING

VB8

N↑

Bldg

DATUM

ELEVATION

JOB NUMBER	CLIENT	LOCATION
23444319		Veolia

DRILLING METHOD: Direct Push Technology

BORING NUMBER: VB8

SHEET 1 OF 1

SAMPLING METHOD: Continious Core

DRILLING

START TIME	FINISH TIME
1134	1154
DATE 3/17/08	DATE

SURFACE CONDITIONS: Dry Asphalt

DRILLING CONTRACTOR JET

SAMPLER TYPE	INCHES DRIVEN / INCHES RECOVERED	TIME	SAMPLE NUMBER / SAMPLE DEPTH	BLOWS/FT. SAMPLER	GRAIN SIZE % FINES	% SAND	% GRAVEL	DEPTH IN FEET	SOIL GRAPH	
Core	6/6	1136	VB8 / 1.0		70	30	<5	0	CL	Sandy Clay
								1		
								2		
Core	12/12	1139	VB8 / 3.0		80	20	<5	3	SM	Sandy Silt
								4		
								5		
								6		
								7		
								8		
Core	12/12	1141	VB8 / 9.0		40	60	<5	9	SP	Clayey Sand
								10		
								11		
								12		
								13		
Core	12/12	1154	VB8 / 14.0		30	50	20	14	GP/SP	Clayey Gravely Sand
								15	T.D.	
								6		
								7		
								8		
								9		
								0		
								1		

BY Mark Glotfelty

DATE 3/18/08 CHECKED BY

URS

LOCATION OF BORING

VB9

NA

Bldg

DATUM

ELEVATION

JOB NUMBER	CLIENT	LOCATION
23444319		Veolia

DRILLING METHOD: Direct Push Technology

BORING NUMBER: VB9

SHEET 1 OF 1

SAMPLING METHOD: Continous Core

DRILLING

START TIME	FINISH TIME
1212	1222
DATE	DATE
3/17/08	3/17/08

SURFACE CONDITIONS: Dry Asphalt

DRILLING CONTRACTOR JET

SAMPLER TYPE	INCHES DRIVEN / INCHES RECOVERED	TIME	SAMPLE NUMBER / SAMPLE DEPTH	BLOWS/FT. SAMPLER	GRAIN SIZE % FINES	% SAND	% GRAVEL	DEPTH IN FEET	SOIL GRAPH	
Core	6/6	1214	VB9/1.0		70	30	<5	0	CL	Sandy Clay
								1		
								2		
Core	12/12	1216	VB9/3.0		40	60	<5	3	SC	Clayey Sand
								4		
								5		
								6		
								7		
								8		
Core	12/12	1218	VB9/9.0		40	60	<5	9	SP	Clayey Sand
								10		
								11		
								12		
								13		
Core	12.12/12	1222	VB9/14.0		30	50	20	14	SP/GP	Clayey Gravely Sand
								15	TD	
								6		
								7		
								8		
								9		
								0		
								1		

BY Mark Gotfelty

DATE 3/18/08 CHECKED BY

URS

APPENDIX B

FIELD NOTES

URS

DATE 3/17/08
PROJECT NO. 2344 5319
PAGE NO. 1 OF ___ BY DPP

0700 David Palmer (DPP) on site with Johnson Environmental (Scott and Sean). Meet with Chip Humes to discuss drilling program and health and safety briefing
0710 Johnson gets rig set up for drilling.
0715 DPP marks sampling/boring locations.
0720 DPP calibrates PID: Scorpion AX-1 using 100 ppm isobutylene 100 ppm = 100 ppm; clear air calibration = 0 ppm.
0750 Set up rig at location VB2
0756 Collect sample 0.5 - 1.0 CL PID headspace = 0.0 ppm
0758 Collect sample 3.0 - 4.0 CL PID headspace = 0.0 ppm
0800 Collect sample 9.0 - 10.0 CLm PID headspace = 0.0 ppm
0805 Move to location VB1 ADEQ on site at 0812 - Diana Deming
0810 Collect sample VB1 - 1.0 CL PID headspace = 0.0 ppm
0813 Collect sample VB1 - 3.0 CL PID headspace = 0.0 ppm
0816 Collect sample VB1 - 9.0 CLm PID headspace = 0.0 ppm
0830 Move to location VB3
0840 Collect sample VB3 - 1.0. CL PID headspace = NR
0843 Collect sample VB3 - 3.0. CL PID headspace = 0.0 ppm
0846 Collect sample VB3 - 9.0. SP PID headspace = 0.0 ppm
0850 Mark Clothelty (MG) on site.
0858 Collect sample VB3 - 14.0. SP PID headspace = 0.0 ppm.
0915 DPP and Chip Humes move to building 4 to stake locations
✓ 0930 Collect equipment blank by pouring distilled water through decontaminated core bit and collecting it in three 40 ml VOAs.
0935 Move to location VB4
✓ 0943 Collect sample VB4 - 1.0 CL PID headspace = 0.0 ppm.
✓ 0946 Collect sample VB4 - 3.0; CL duplicate VB4-3.0 at 0947. PID headspace = NR.
0949 Collect sample VB4 - 9.0. SP PID head space = 0.0 ppm.
0952 Collect sample VB4 - 14.0. SP PID head space = 0.0 ppm
0958 Move to location VB5.
1008 Drill VB5; recovery 6" v moist clay, then no recovery to 10 ft.
1012 Move location VB5 two feet to the west and redrill.
1020 Collect sample VB5 - 1.0. CL PID headspace in moist clay = 0.0 ppm.
✓ 1022 Collect sample VB5 - 3.0. CL PID headspace = 0.0 ppm.
✓ 1025 Collect sample VB5 - 9.0 SP PID head space = 3.4 ppm.
✓ 1030 Collect sample VB5 - 14.0 GP/SP. PID head space = 0.0 ppm.
1036 Move to location VB6.

URS

DATE 3/17/08
PROJECT NO. 23445319
PAGE NO. 2 OF ___ BY DPP

1039 Begin drilling at VB6
✓ 1047 Collect sample VB6-1.0. CL PID headspace = 0.0 ppm.
✓ 1049 Collect sample VB6-3.0. CL PID headspace = 0.0 ppm.
✓ 1051 Collect sample VB6-9.0. SP PID headspace = 7.6 ppm.
✓ 1052 Collect sample VB6-9.0D duplicate of 9.0.
✓ 1056 Collect sample VB6-14.0 SP PID headspace = 9.1 ppm.
1105 Move to location VB7
✓ 1111 Collect sample VB7-1.0. CL PID headspace = 0.0 ppm.
✓ 1113 Collect sample VB7-3.0. CL PID headspace = 0.0 ppm.
✓ 1118 Collect sample VB7-9.0. SP PID headspace = 0.0 ppm
✓ 1124 Collect sample VB7-14.0 SC PID headspace = 0.0 ppm
1131 Move to location VB8.
✓ 1136 Collect sample VB8-1.0 CL PID headspace = 0.0 ppm
✓✓ 1139 Collect sample VB8-3.0 SM; duplicate VB8-3.0D @ 1140. PID = 0.0 ppm
✓ 1141 Collect sample VB8-9.0 SP PID headspace = 0.0 ppm
✓ 1154 Collect sample VB8-16.0 GP/SP; PID headspace = 0.0 ppm
1159 Move to location VB9.
✓ 1214 Collect sample VB9-1.0. CL PID headspace = 0.0 ppm
✓ 1216 Collect sample VB9-3.0. SC PID headspace = 0.0 ppm
✓ 1218 Collect sample VB9-9.0. SP PID headspace = 0.0 ppm
✓ 1222 Collect sample VB9-14.0. SP/GP PID headspace = 0.0 ppm
1228 Johnson Environmental offsite.
1233 DPP and MG offsite. Complete chain of custody and sample packaging
1345 Samples delivered to Orange Coast Lab by MG.

Daniel Pelone

URS

N

DATE _____

PROJECT NO. _____

PAGE NO. _____ OF _____ BY _____

SWMU 8

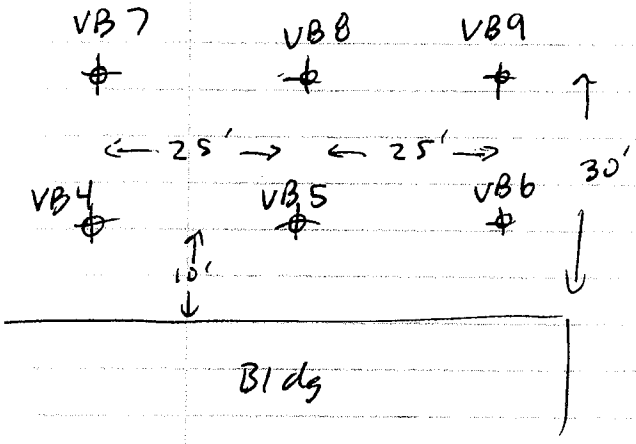

AOC 1

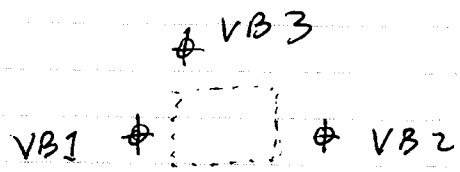

0.5 – 1.0	ANALYZE ALL	
3.0 – 4.0	ANALYZE ALL	
9.0 – 10.0	HOLD 3 of 6	
14.0 – 15.0	HOLD ALL	

= 24

8 RCRA metals 6010/7471
VOCs 8260B low level
SVOCs/PAH 8270

	0.5 – 1.0	
	3.0 – 4.0	
	9.0 – 10.0	HOLD VB1 + VB2
VB3	14.0 – 15.0	HOLD

= 10

8 RCRA metals
VOCs low level

APPENDIX C

ORANGE COAST ANALYTICAL LABORATORY REPORT

ORANGE COAST ANALYTICAL, INC.
3002 Dow, Suite 532, Tustin, CA 92780 (714) 832-0064 Fax (714) 832-0067
4620 E. Elwood, Suite 4, Phoenix, AZ 85040 (602) 736-0960 Fax (602) 736-0970

LABORATORY REPORT FORM

ORANGE COAST ANALYTICAL, INC.

4620 East Elwood Street, Suite 4 Phoenix, AZ 85040

(480) 736-0960

Laboratory Certification (ADHS) No.: AZ0558, AZ0646, AZM499
Expiration Date: 2008

Laboratory Director's Name:
Mark Noorani

Client: Veolia ES Technical Solutions, LLC

Laboratory Reference: VEL AZ5030

Project Name: Veolia Es

Project Number.: 23445319

Sample Matrix: Soil

Date Sampled: 03/17/08
Date Received: 03/17/08
Date Reported: 03/24/08

Chain of Custody Received: Yes

Analytical Method: 8260, 8270, 6010B, 7471A

Mark Noorani, Laboratory Director

© This report may only be reproduced in full. Any partial reproduction of this report requires written permission from Orange Coast Analytical, Inc.

Veolia ES Technical Solutions, LLC
ATTN: Mr. Chip Humes
5736 West Jefferson Street
Phoenix, AZ 85043

Laboratory Reference #: VEL AZ5030
Client Project ID: Veolia Es
Client Project #: 23445319

VOLATILE ORGANICS BY GC/MS (EPA 8260B)

Sample Description: Soil

Sampled:		---	03/17/08	03/17/08	03/17/08	03/17/08	03/17/08
Received:		---	03/17/08	03/17/08	03/17/08	03/17/08	03/17/08
Extracted:		03/17/08	03/17/08	03/17/08	03/17/08	03/17/08	03/17/08
Analyzed:		03/18/08	03/18/08	03/18/08	03/18/08	03/18/08	03/18/08
Reported:		03/24/08	03/24/08	03/24/08	03/24/08	03/24/08	03/24/08
Lab Sample #:		MBRP0317081	AZ5030-001	AZ5030-002	AZ5030-004	AZ5030-005	AZ5030-007
Client Sample #:		---	VB2-1.0	VB2-3.0	VB1-1.0	VB1-3.0	VB3-1.0
Dilution Factor:		1	1	1	1	1	1
Data Qualifier:							
ANALYTE	**CAS #**	**µg/kg**	**µg/kg**	**µg/kg**	**µg/kg**	**µg/kg**	**µg/kg**
Acetone	67-64-1	<250	<250	<250	<250	<250	<250
Benzene	71-43-2	<50	<50	<50	<50	<50	<50
Bromobenzene	108-86-1	<50	<50	<50	<50	<50	<50
Bromochloromethane	74-97-5	<50	<50	<50	<50	<50	<50
Bromodichloromethane	75-27-4	<50	<50	<50	<50	<50	<50
Bromoform	75-25-2	<50	<50	<50	<50	<50	<50
Bromomethane	74-83-9	<250	<250	<250	<250	<250	<250
n-Butylbenzene	104-51-8	<50	<50	<50	<50	<50	<50
sec-Butylbenzene	135-98-8	<50	<50	<50	<50	<50	<50
tert-Butylbenzene	98-06-6	<50	<50	<50	<50	<50	<50
Carbon tetrachloride	56-23-5	<50	<50	<50	<50	<50	<50
Chlorobenzene	108-90-7	<50	<50	<50	<50	<50	<50
Chlorodibromomethane	124-48-1	<50	<50	<50	<50	<50	<50
Chloroethane	75-00-3	<250	<250	<250	<250	<250	<250
Chloroform	67-66-3	<50	<50	<50	<50	<50	<50
Chloromethane	74-87-3	<250	<250	<250	<250	<250	<250
2-Chlorotoluene	95-49-8	<50	<50	<50	<50	<50	<50
4-Chlorotoluene	106-43-4	<50	<50	<50	<50	<50	<50
1,2-Dibromoethane	106-93-4	<50	<50	<50	<50	<50	<50
1,2-Dichlorobenzene	95-50-1	<50	<50	<50	<50	<50	<50
1,3-Dichlorobenzene	541-73-1	<50	<50	<50	<50	<50	<50
1,4-Dichlorobenzene	106-46-7	<50	<50	<50	<50	<50	<50
1,1-Dichloroethane	75-34-3	<50	<50	<50	<50	<50	<50
1,2-Dichloroethane	107-06-2	<50	<50	<50	<50	<50	<50
1,1-Dichloroethene	75-35-4	<50	<50	<50	<50	<50	<50
cis-1,2-Dichloroethene	156-59-2	<50	<50	<50	<50	<50	<50
trans-1,2-Dichloroethene	156-60-5	<50	<50	<50	<50	<50	<50
cis-1,3-Dichloropropene	10061-01-5	<50	<50	<50	<50	<50	<50
trans-1,3-Dichloropropene	10061-02-6	<50	<50	<50	<50	<50	<50
Dichlorodifluoromethane	75-71-8	<250	<250	<250	<250	<250	<250
1,2-Dichloropropane	78-87-5	<50	<50	<50	<50	<50	<50

© Orange Coast Analytical, Inc. (AZ0646)

VOLATILE ORGANICS BY GC/MS (EPA 8260B) (continued)

Laboratory Reference #: VEL AZ5030
Client Project ID: Veolia Es
Client Project #: 23445319

Sampled:		---	03/17/08	03/17/08	03/17/08	03/17/08	03/17/08
Received:		---	03/17/08	03/17/08	03/17/08	03/17/08	03/17/08
Extracted:		03/17/08	03/17/08	03/17/08	03/17/08	03/17/08	03/17/08
Analyzed:		03/18/08	03/18/08	03/18/08	03/18/08	03/18/08	03/18/08
Reported:		03/24/08	03/24/08	03/24/08	03/24/08	03/24/08	03/24/08
Lab Sample #:		MBRP0317081	AZ5030-001	AZ5030-002	AZ5030-004	AZ5030-005	AZ5030-007
Client Sample #:		---	VB2-1.0	VB2-3.0	VB1-1.0	VB1-3.0	VB3-1.0
Dilution Factor:		1	1	1	1	1	1
ANALYTE (con't)	***CAS #***	***µg/kg***	***µg/kg***	***µg/kg***	***µg/kg***	***µg/kg***	***µg/kg***
1,3-Dichloropropane	142-28-9	<50	<50	<50	<50	<50	<50
2,2-Dichloropropane	594-20-7	<50	<50	<50	<50	<50	<50
1,1-Dichloropropene	563-58-6	<50	<50	<50	<50	<50	<50
Ethylbenzene	100-41-4	<50	<50	<50	<50	<50	<50
Isopropylbenzene	98-82-8	<50	<50	<50	<50	<50	<50
4-Isopropyltoluene	99-87-6	<50	<50	<50	<50	<50	<50
Methyl t-butyl ether (MTBE)	1634-04-4	<50	<50	<50	<50	<50	<50
Naphthalene	91-20-3	<150	<150	<150	<150	<150	<150
n-Propylbenzene	103-65-1	<50	<50	<50	<50	<50	<50
Styrene	100-42-5	<50	<50	<50	<50	<50	<50
1,1,2,2-Tetrachloroethane	79-34-5	<50	<50	<50	<50	<50	<50
Tetrachloroethene	127-18-4	<50	<50	<50	<50	<50	<50
Toluene	108-88-3	<50	<50	<50	<50	<50	<50
1,2,3-Trichlorobenzene	87-61-6	<50	<50	<50	<50	<50	<50
1,1,1-Trichloroethane	71-55-6	<50	<50	<50	<50	<50	<50
1,1,2-Trichloroethane	79-00-5	<50	<50	<50	<50	<50	<50
Trichloroethene	79-01-6	<50	<50	<50	<50	<50	<50
Trichlorofluoromethane	75-69-4	<250	<250	<250	<250	<250	<250
1,2,3-Trichloropropane	96-18-4	<50	<50	<50	<50	<50	<50
1,2,4-Trimethylbenzene	95-63-6	<50	<50	<50	<50	<50	<50
1,3,5-Trimethylbenzene	108-67-8	<50	<50	<50	<50	<50	<50
Vinyl chloride	75-01-4	<80	<80	<80	<80	<80	<80
Total Xylenes	1330-20-7	<150	<150	<150	<150	<150	<150
Acceptable Surrogate %RC		***%RC***	***%RC***	***%RC***	***%RC***	***%RC***	***%RC***
Dibromofluoromethane	38-205%	94	92	96	101	90	91
Toluene-d8	67-128%	92	91	91	91	93	92
4-Bromofluorobenzene	40-132%	83	84	83	83	83	84

© Orange Coast Analytical, Inc. (AZ0646)

Veolia ES Technical Solutions, LLC
ATTN: Mr. Chip Humes
5736 West Jefferson Street
Phoenix, AZ 85043

Laboratory Reference #: VEL AZ5030
Client Project ID: Veolia Es
Client Project #: 23445319

VOLATILE ORGANICS BY GC/MS (EPA 8260B)

Sample Description: Soil

Sampled:		3/17/2008	03/17/08	03/17/08	03/17/08	03/17/08	03/17/08
Received:		3/17/2008	03/17/08	03/17/08	03/17/08	03/17/08	03/17/08
Extracted:		03/17/08	03/17/08	03/17/08	03/17/08	03/17/08	03/17/08
Analyzed:		03/18/08	03/18/08	03/18/08	03/18/08	03/18/08	03/18/08
Reported:		03/24/08	03/24/08	03/24/08	03/24/08	03/24/08	03/24/08
Lab Sample #:		AZ5030-008	AZ5030-009	AZ5030-011	AZ5030-012	AZ5030-013	AZ5030-017
Client Sample #:		VB3-3.0	VB3-9.0	VB4-1.0	VB4-3.0	VB4-3.0 D	VB5-1.0
Dilution Factor:		1	1	1	1	1	1
Data Qualifier:							
ANALYTE	**CAS #**	**µg/kg**	**µg/kg**	**µg/kg**	**µg/kg**	**µg/kg**	**µg/kg**
Acetone	67-64-1	<250	<250	<250	<250	<250	<250
Benzene	71-43-2	<50	<50	<50	<50	<50	<50
Bromobenzene	108-86-1	<50	<50	<50	<50	<50	<50
Bromochloromethane	74-97-5	<50	<50	<50	<50	<50	<50
Bromodichloromethane	75-27-4	<50	<50	<50	<50	<50	<50
Bromoform	75-25-2	<50	<50	<50	<50	<50	<50
Bromomethane	74-83-9	<250	<250	<250	<250	<250	<250
n-Butylbenzene	104-51-8	<50	<50	<50	<50	<50	<50
sec-Butylbenzene	135-98-8	<50	<50	<50	<50	<50	<50
tert-Butylbenzene	98-06-6	<50	<50	<50	<50	<50	<50
Carbon tetrachloride	56-23-5	<50	<50	<50	<50	<50	<50
Chlorobenzene	108-90-7	<50	<50	<50	<50	<50	<50
Chlorodibromomethane	124-48-1	<50	<50	<50	<50	<50	<50
Chloroethane	75-00-3	<250	<250	<250	<250	<250	<250
Chloroform	67-66-3	<50	<50	<50	<50	<50	<50
Chloromethane	74-87-3	<250	<250	<250	<250	<250	<250
2-Chlorotoluene	95-49-8	<50	<50	<50	<50	<50	<50
4-Chlorotoluene	106-43-4	<50	<50	<50	<50	<50	<50
1,2-Dibromoethane	106-93-4	<50	<50	<50	<50	<50	<50
1,2-Dichlorobenzene	95-50-1	<50	<50	<50	<50	<50	<50
1,3-Dichlorobenzene	541-73-1	<50	<50	<50	<50	<50	<50
1,4-Dichlorobenzene	106-46-7	<50	<50	<50	<50	<50	<50
1,1-Dichloroethane	75-34-3	<50	<50	<50	<50	<50	<50
1,2-Dichloroethane	107-06-2	<50	<50	<50	<50	<50	<50
1,1-Dichloroethene	75-35-4	<50	<50	<50	<50	<50	<50
cis-1,2-Dichloroethene	156-59-2	<50	<50	<50	<50	<50	<50
trans-1,2-Dichloroethene	156-60-5	<50	<50	<50	<50	<50	<50
cis-1,3-Dichloropropene	10061-01-5	<50	<50	<50	<50	<50	<50
trans-1,3-Dichloropropene	10061-02-6	<50	<50	<50	<50	<50	<50
Dichlorodifluoromethane	75-71-8	<250	<250	<250	<250	<250	<250
1,2-Dichloropropane	78-87-5	<50	<50	<50	<50	<50	<50

© Orange Coast Analytical, Inc. (AZ0646)

VOLATILE ORGANICS BY GC/MS (EPA 8260B) (continued)

Laboratory Reference #: VEL AZ5030
Client Project ID: Veolia Es
Client Project #: 23445319

Sampled:		03/17/08	03/17/08	03/17/08	03/17/08	03/17/08	03/17/08
Received:		03/17/08	03/17/08	03/17/08	03/17/08	03/17/08	03/17/08
Extracted:		03/17/08	03/17/08	03/17/08	03/17/08	03/17/08	03/17/08
Analyzed:		03/18/08	03/18/08	03/18/08	03/18/08	03/18/08	03/18/08
Reported:		03/24/08	03/24/08	03/24/08	03/24/08	03/24/08	03/24/08
Lab Sample #:		AZ5030-008	AZ5030-009	AZ5030-011	AZ5030-012	AZ5030-013	AZ5030-017
Client Sample #:		VB3-3.0	VB3-9.0	VB4-1.0	VB4-3.0	VB4-3.0 D	VB5-1.0
Dilution Factor:		1	1	1	1	1	1
ANALYTE (con't)	***CAS #***	***µg/kg***	***µg/kg***	***µg/kg***	***µg/kg***	***µg/kg***	***µg/kg***
1,3-Dichloropropane	142-28-9	<50	<50	<50	<50	<50	<50
2,2-Dichloropropane	594-20-7	<50	<50	<50	<50	<50	<50
1,1-Dichloropropene	563-58-6	<50	<50	<50	<50	<50	<50
Ethylbenzene	100-41-4	<50	<50	<50	<50	<50	<50
Isopropylbenzene	98-82-8	<50	<50	<50	<50	<50	<50
4-Isopropyltoluene	99-87-6	<50	<50	<50	<50	<50	<50
Methyl t-butyl ether (MTBE)	1634-04-4	<50	<50	<50	<50	<50	<50
Naphthalene	91-20-3	<150	<150	<150	<150	<150	<150
n-Propylbenzene	103-65-1	<50	<50	<50	<50	<50	<50
Styrene	100-42-5	<50	<50	<50	<50	<50	<50
1,1,2,2-Tetrachloroethane	79-34-5	<50	<50	<50	<50	<50	<50
Tetrachloroethene	127-18-4	<50	<50	<50	<50	<50	79
Toluene	108-88-3	<50	<50	<50	<50	<50	<50
1,2,3-Trichlorobenzene	87-61-6	<50	<50	<50	<50	<50	<50
1,1,1-Trichloroethane	71-55-6	<50	<50	<50	<50	<50	<50
1,1,2-Trichloroethane	79-00-5	<50	<50	<50	<50	<50	<50
Trichloroethene	79-01-6	<50	<50	<50	<50	<50	<50
Trichlorofluoromethane	75-69-4	<250	<250	<250	<250	<250	<250
1,2,3-Trichloropropane	96-18-4	<50	<50	<50	<50	<50	<50
1,2,4-Trimethylbenzene	95-63-6	<50	<50	<50	<50	<50	<50
1,3,5-Trimethylbenzene	108-67-8	<50	<50	<50	<50	<50	<50
Vinyl chloride	75-01-4	<80	<80	<80	<80	<80	<80
Total Xylenes	1330-20-7	<150	<150	<150	<150	<150	<150
Acceptable Surrogate %RC		***%RC***	***%RC***	***%RC***	***%RC***	***%RC***	***%RC***
Dibromofluoromethane	38-205%	96	96	93	96	95	94
Toluene-d8	67-128%	91	92	92	92	92	91
4-Bromofluorobenzene	40-132%	83	83	83	84	82	85

© Orange Coast Analytical, Inc. (AZ0646)

Veolia ES Technical Solutions, LLC
ATTN: Mr. Chip Humes
5736 West Jefferson Street
Phoenix, AZ 85043

Laboratory Reference #: VEL AZ5030
Client Project ID: Veolia Es
Client Project #: 23445319

VOLATILE ORGANICS BY GC/MS (EPA 8260B)

Sample Description: Soil

Sampled:		3/17/2008	03/17/08	03/17/08	03/17/08	03/17/08	03/17/08
Received:		3/17/2008	03/17/08	03/17/08	03/17/08	03/17/08	03/17/08
Extracted:		03/17/08	03/17/08	03/17/08	03/17/08	03/17/08	03/17/08
Analyzed:		03/18/08	03/18/08	03/19/08	03/19/08	03/19/08	03/19/08
Reported:		03/24/08	03/24/08	03/24/08	03/24/08	03/24/08	03/24/08
Lab Sample #:		AZ5030-018	AZ5030-021	AZ5030-022	AZ5030-023	AZ5030-024	AZ5030-026
Client Sample #:		VB5-3.0	VB6-1.0	VB6-3.0	VB6-9.0	VB6-9.0 D	VB7-1.0
Dilution Factor:		1	1	1	1	1	1
Data Qualifier:							
ANALYTE	**CAS #**	**µg/kg**	**µg/kg**	**µg/kg**	**µg/kg**	**µg/kg**	**µg/kg**
Acetone	67-64-1	<250	<250	<250	<250	<250	<250
Benzene	71-43-2	<50	<50	<50	<50	<50	<50
Bromobenzene	108-86-1	<50	<50	<50	<50	<50	<50
Bromochloromethane	74-97-5	<50	<50	<50	<50	<50	<50
Bromodichloromethane	75-27-4	<50	<50	<50	<50	<50	<50
Bromoform	75-25-2	<50	<50	<50	<50	<50	<50
Bromomethane	74-83-9	<250	<250	<250	<250	<250	<250
n-Butylbenzene	104-51-8	<50	<50	<50	<50	<50	<50
sec-Butylbenzene	135-98-8	<50	<50	<50	<50	<50	<50
tert-Butylbenzene	98-06-6	<50	<50	<50	<50	<50	<50
Carbon tetrachloride	56-23-5	<50	<50	<50	<50	<50	<50
Chlorobenzene	108-90-7	<50	<50	<50	<50	<50	<50
Chlorodibromomethane	124-48-1	<50	<50	<50	<50	<50	<50
Chloroethane	75-00-3	<250	<250	<250	<250	<250	<250
Chloroform	67-66-3	<50	<50	<50	<50	<50	<50
Chloromethane	74-87-3	<250	<250	<250	<250	<250	<250
2-Chlorotoluene	95-49-8	<50	<50	<50	<50	<50	<50
4-Chlorotoluene	106-43-4	<50	<50	<50	<50	<50	<50
1,2-Dibromoethane	106-93-4	<50	<50	<50	<50	<50	<50
1,2-Dichlorobenzene	95-50-1	<50	<50	<50	<50	<50	<50
1,3-Dichlorobenzene	541-73-1	<50	<50	<50	<50	<50	<50
1,4-Dichlorobenzene	106-46-7	<50	<50	<50	<50	<50	<50
1,1-Dichloroethane	75-34-3	<50	<50	<50	<50	<50	<50
1,2-Dichloroethane	107-06-2	<50	<50	<50	<50	<50	<50
1,1-Dichloroethene	75-35-4	<50	<50	<50	<50	<50	<50
cis-1,2-Dichloroethene	156-59-2	<50	<50	<50	<50	<50	<50
trans-1,2-Dichloroethene	156-60-5	<50	<50	<50	<50	<50	<50
cis-1,3-Dichloropropene	10061-01-5	<50	<50	<50	<50	<50	<50
trans-1,3-Dichloropropene	10061-02-6	<50	<50	<50	<50	<50	<50
Dichlorodifluoromethane	75-71-8	<250	<250	<250	<250	<250	<250
1,2-Dichloropropane	78-87-5	<50	<50	<50	<50	<50	<50

© Orange Coast Analytical, Inc. (AZ0646)

VOLATILE ORGANICS BY GC/MS (EPA 8260B) (continued)

Laboratory Reference #: VEL AZ5030
Client Project ID: Veolia Es
Client Project #: 23445319

Sampled:		03/17/08	03/17/08	03/17/08	03/17/08	03/17/08	03/17/08
Received:		03/17/08	03/17/08	03/17/08	03/17/08	03/17/08	03/17/08
Extracted:		03/17/08	03/17/08	03/17/08	03/17/08	03/17/08	03/17/08
Analyzed:		03/18/08	03/18/08	03/19/08	03/19/08	03/19/08	03/19/08
Reported:		03/24/08	03/24/08	03/24/08	03/24/08	03/24/08	03/24/08
Lab Sample #:		AZ5030-018	AZ5030-021	AZ5030-022	AZ5030-023	AZ5030-024	AZ5030-026
Client Sample #:		VB5-3.0	VB6-1.0	VB6-3.0	VB6-9.0	VB6-9.0 D	VB7-1.0
Dilution Factor:		1	1	1	1	1	1
ANALYTE (con't)	***CAS #***	***µg/kg***	***µg/kg***	***µg/kg***	***µg/kg***	***µg/kg***	***µg/kg***
1,3-Dichloropropane	142-28-9	<50	<50	<50	<50	<50	<50
2,2-Dichloropropane	594-20-7	<50	<50	<50	<50	<50	<50
1,1-Dichloropropene	563-58-6	<50	<50	<50	<50	<50	<50
Ethylbenzene	100-41-4	<50	<50	<50	<50	<50	<50
Isopropylbenzene	98-82-8	<50	<50	<50	<50	<50	<50
4-Isopropyltoluene	99-87-6	<50	<50	<50	<50	<50	<50
Methyl t-butyl ether (MTBE)	1634-04-4	<50	<50	<50	<50	<50	<50
Naphthalene	91-20-3	<150	<150	<150	<150	<150	<150
n-Propylbenzene	103-65-1	<50	<50	<50	<50	<50	<50
Styrene	100-42-5	<50	<50	<50	<50	<50	<50
1,1,2,2-Tetrachloroethane	79-34-5	<50	<50	<50	<50	<50	<50
Tetrachloroethene	127-18-4	<50	<50	<50	<50	<50	<50
Toluene	108-88-3	<50	<50	<50	<50	<50	<50
1,2,3-Trichlorobenzene	87-61-6	<50	<50	<50	<50	<50	<50
1,1,1-Trichloroethane	71-55-6	<50	<50	<50	<50	<50	<50
1,1,2-Trichloroethane	79-00-5	<50	<50	<50	<50	<50	<50
Trichloroethene	79-01-6	<50	<50	<50	<50	<50	<50
Trichlorofluoromethane	75-69-4	<250	<250	<250	<250	<250	<250
1,2,3-Trichloropropane	96-18-4	<50	<50	<50	<50	<50	<50
1,2,4-Trimethylbenzene	95-63-6	<50	<50	<50	<50	<50	<50
1,3,5-Trimethylbenzene	108-67-8	<50	<50	<50	<50	<50	<50
Vinyl chloride	75-01-4	<80	<80	<80	<80	<80	<80
Total Xylenes	1330-20-7	<150	<150	<150	<150	<150	<150
Acceptable Surrogate %RC		***%RC***	***%RC***	***%RC***	***%RC***	***%RC***	***%RC***
Dibromofluoromethane	38-205%	93	90	89	88	88	90
Toluene-d8	67-128%	90	91	92	91	93	91
4-Bromofluorobenzene	40-132%	88	86	83	84	83	84

© Orange Coast Analytical, Inc. (AZ0646)

Veolia ES Technical Solutions, LLC
ATTN: Mr. Chip Humes
5736 West Jefferson Street
Phoenix, AZ 85043

Laboratory Reference #: VEL AZ5030
Client Project ID: Veolia Es
Client Project #: 23445319

VOLATILE ORGANICS BY GC/MS (EPA 8260B)

Sample Description: Soil

Sampled:		3/17/2008	03/17/08	03/17/08	03/17/08	03/17/08	03/17/08
Received:		3/17/2008	03/17/08	03/17/08	03/17/08	03/17/08	03/17/08
Extracted:		03/17/08	03/17/08	03/17/08	03/17/08	03/17/08	03/17/08
Analyzed:		03/19/08	03/19/08	03/19/08	03/19/08	03/19/08	03/19/08
Reported:		03/24/08	03/24/08	03/24/08	03/24/08	03/24/08	03/24/08
Lab Sample #:		AZ5030-027	AZ5030-028	AZ5030-030	AZ5030-031	AZ5030-032	AZ5030-035
Client Sample #:		VB7-3.0	VB7-9.0	VB8-1.0	VB8-3.0	VB8-3.0 D	VB9-1.0
Dilution Factor:		1	1	1	1	1	1
Data Qualifier:							
ANALYTE	**CAS #**	**µg/kg**	**µg/kg**	**µg/kg**	**µg/kg**	**µg/kg**	**µg/kg**
Acetone	67-64-1	<250	<250	<250	<250	<250	<250
Benzene	71-43-2	<50	<50	<50	<50	<50	<50
Bromobenzene	108-86-1	<50	<50	<50	<50	<50	<50
Bromochloromethane	74-97-5	<50	<50	<50	<50	<50	<50
Bromodichloromethane	75-27-4	<50	<50	<50	<50	<50	<50
Bromoform	75-25-2	<50	<50	<50	<50	<50	<50
Bromomethane	74-83-9	<250	<250	<250	<250	<250	<250
n-Butylbenzene	104-51-8	<50	<50	<50	<50	<50	<50
sec-Butylbenzene	135-98-8	<50	<50	<50	<50	<50	<50
tert-Butylbenzene	98-06-6	<50	<50	<50	<50	<50	<50
Carbon tetrachloride	56-23-5	<50	<50	<50	<50	<50	<50
Chlorobenzene	108-90-7	<50	<50	<50	<50	<50	<50
Chlorodibromomethane	124-48-1	<50	<50	<50	<50	<50	<50
Chloroethane	75-00-3	<250	<250	<250	<250	<250	<250
Chloroform	67-66-3	<50	<50	<50	<50	<50	<50
Chloromethane	74-87-3	<250	<250	<250	<250	<250	<250
2-Chlorotoluene	95-49-8	<50	<50	<50	<50	<50	<50
4-Chlorotoluene	106-43-4	<50	<50	<50	<50	<50	<50
1,2-Dibromoethane	106-93-4	<50	<50	<50	<50	<50	<50
1,2-Dichlorobenzene	95-50-1	<50	<50	<50	<50	<50	<50
1,3-Dichlorobenzene	541-73-1	<50	<50	<50	<50	<50	<50
1,4-Dichlorobenzene	106-46-7	<50	<50	<50	<50	<50	<50
1,1-Dichloroethane	75-34-3	<50	<50	<50	<50	<50	<50
1,2-Dichloroethane	107-06-2	<50	<50	<50	<50	<50	<50
1,1-Dichloroethene	75-35-4	<50	<50	<50	<50	<50	<50
cis-1,2-Dichloroethene	156-59-2	<50	<50	<50	<50	<50	<50
trans-1,2-Dichloroethene	156-60-5	<50	<50	<50	<50	<50	<50
cis-1,3-Dichloropropene	10061-01-5	<50	<50	<50	<50	<50	<50
trans-1,3-Dichloropropene	10061-02-6	<50	<50	<50	<50	<50	<50
Dichlorodifluoromethane	75-71-8	<250	<250	<250	<250	<250	<250
1,2-Dichloropropane	78-87-5	<50	<50	<50	<50	<50	<50

© Orange Coast Analytical, Inc. (AZ0646)

VOLATILE ORGANICS BY GC/MS (EPA 8260B) (continued)

Laboratory Reference #: VEL AZ5030
Client Project ID: Veolia Es
Client Project #: 23445319

Sampled:		03/17/08	03/17/08	03/17/08	03/17/08	03/17/08	03/17/08
Received:		03/17/08	03/17/08	03/17/08	03/17/08	03/17/08	03/17/08
Extracted:		03/17/08	03/17/08	03/17/08	03/17/08	03/17/08	03/17/08
Analyzed:		03/19/08	03/19/08	03/19/08	03/19/08	03/19/08	03/19/08
Reported:		03/24/08	03/24/08	03/24/08	03/24/08	03/24/08	03/24/08
Lab Sample #:		AZ5030-027	AZ5030-028	AZ5030-030	AZ5030-031	AZ5030-032	AZ5030-035
Client Sample #:		VB7-3.0	VB7-9.0	VB8-1.0	VB8-3.0	VB8-3.0 D	VB9-1.0
Dilution Factor:		1	1	1	1	1	1
ANALYTE (con't)	***CAS #***	***µg/kg***	***µg/kg***	***µg/kg***	***µg/kg***	***µg/kg***	***µg/kg***
1,3-Dichloropropane	142-28-9	<50	<50	<50	<50	<50	<50
2,2-Dichloropropane	594-20-7	<50	<50	<50	<50	<50	<50
1,1-Dichloropropene	563-58-6	<50	<50	<50	<50	<50	<50
Ethylbenzene	100-41-4	<50	<50	<50	<50	<50	<50
Isopropylbenzene	98-82-8	<50	<50	<50	<50	<50	<50
4-Isopropyltoluene	99-87-6	<50	<50	<50	<50	<50	<50
Methyl t-butyl ether (MTBE)	1634-04-4	<50	<50	<50	<50	<50	<50
Naphthalene	91-20-3	<150	<150	<150	<150	<150	<150
n-Propylbenzene	103-65-1	<50	<50	<50	<50	<50	<50
Styrene	100-42-5	<50	<50	<50	<50	<50	<50
1,1,2,2-Tetrachloroethane	79-34-5	<50	<50	<50	<50	<50	<50
Tetrachloroethene	127-18-4	<50	<50	<50	<50	<50	<50
Toluene	108-88-3	<50	<50	<50	<50	<50	<50
1,2,3-Trichlorobenzene	87-61-6	<50	<50	<50	<50	<50	<50
1,1,1-Trichloroethane	71-55-6	<50	<50	<50	<50	<50	<50
1,1,2-Trichloroethane	79-00-5	<50	<50	<50	<50	<50	<50
Trichloroethene	79-01-6	<50	<50	<50	<50	<50	<50
Trichlorofluoromethane	75-69-4	<250	<250	<250	<250	<250	<250
1,2,3-Trichloropropane	96-18-4	<50	<50	<50	<50	<50	<50
1,2,4-Trimethylbenzene	95-63-6	<50	<50	<50	<50	<50	<50
1,3,5-Trimethylbenzene	108-67-8	<50	<50	<50	<50	<50	<50
Vinyl chloride	75-01-4	<80	<80	<80	<80	<80	<80
Total Xylenes	1330-20-7	<150	<150	<150	<150	<150	<150
Acceptable Surrogate %RC		***%RC***	***%RC***	***%RC***	***%RC***	***%RC***	***%RC***
Dibromofluoromethane	38-205%	90	91	89	89	92	91
Toluene-d8	67-128%	91	91	91	92	92	92
4-Bromofluorobenzene	40-132%	84	85	85	84	82	85

© Orange Coast Analytical, Inc. (AZ0646)

Veolia ES Technical Solutions, LLC
ATTN: Mr. Chip Humes
5736 West Jefferson Street
Phoenix, AZ 85043

Laboratory Reference #: VEL AZ5030
Client Project ID: Veolia Es
Client Project #: 23445319

VOLATILE ORGANICS BY GC/MS (EPA 8260B)

Sample Description: Soil

Sampled:	3/17/2008	03/17/08	---
Received:	3/17/2008	03/17/08	---
Extracted:	03/17/08	03/17/08	03/17/08
Analyzed:	03/19/08	03/19/08	03/19/08
Reported:	03/24/08	03/24/08	03/24/08
Lab Sample #:	AZ5030-036	AZ5030-037	MBBV0317082
Client Sample #:	VB9-3.0	VB9-9.0	---
Dilution Factor:	1	1	1
Data Qualifier:			

ANALYTE	CAS #	µg/kg	µg/kg	µg/kg
Acetone	67-64-1	<250	<250	<250
Benzene	71-43-2	<50	<50	<50
Bromobenzene	108-86-1	<50	<50	<50
Bromochloromethane	74-97-5	<50	<50	<50
Bromodichloromethane	75-27-4	<50	<50	<50
Bromoform	75-25-2	<50	<50	<50
Bromomethane	74-83-9	<250	<250	<250
n-Butylbenzene	104-51-8	<50	<50	<50
sec-Butylbenzene	135-98-8	<50	<50	<50
tert-Butylbenzene	98-06-6	<50	<50	<50
Carbon tetrachloride	56-23-5	<50	<50	<50
Chlorobenzene	108-90-7	<50	<50	<50
Chlorodibromomethane	124-48-1	<50	<50	<50
Chloroethane	75-00-3	<250	<250	<250
Chloroform	67-66-3	<50	<50	<50
Chloromethane	74-87-3	<250	<250	<250
2-Chlorotoluene	95-49-8	<50	<50	<50
4-Chlorotoluene	106-43-4	<50	<50	<50
1,2-Dibromoethane	106-93-4	<50	<50	<50
1,2-Dichlorobenzene	95-50-1	<50	<50	<50
1,3-Dichlorobenzene	541-73-1	<50	<50	<50
1,4-Dichlorobenzene	106-46-7	<50	<50	<50
1,1-Dichloroethane	75-34-3	<50	<50	<50
1,2-Dichloroethane	107-06-2	<50	<50	<50
1,1-Dichloroethene	75-35-4	<50	<50	<50
cis-1,2-Dichloroethene	156-59-2	<50	<50	<50
trans-1,2-Dichloroethene	156-60-5	<50	<50	<50
cis-1,3-Dichloropropene	10061-01-5	<50	<50	<50
trans-1,3-Dichloropropene	10061-02-6	<50	<50	<50
Dichlorodifluoromethane	75-71-8	<250	<250	<250
1,2-Dichloropropane	78-87-5	<50	<50	<50

© Orange Coast Analytical, Inc. (AZ0646)

VOLATILE ORGANICS BY GC/MS (EPA 8260B) (continued)

Laboratory Reference #: VEL AZ5030
Client Project ID: Veolia Es
Client Project #: 23445319

Sampled:		03/17/08	03/17/08	---
Received:		03/17/08	03/17/08	---
Extracted:		03/17/08	03/17/08	03/17/08
Analyzed:		03/19/08	03/19/08	03/19/08
Reported:		03/24/08	03/24/08	03/24/08
Lab Sample #:		AZ5030-036	AZ5030-037	MBBV0317082
Client Sample #:		VB9-3.0	VB9-9.0	---
Dilution Factor:		1	1	1
ANALYTE (con't)	***CAS #***	***µg/kg***	***µg/kg***	***µg/kg***
1,3-Dichloropropane	142-28-9	<50	<50	<50
2,2-Dichloropropane	594-20-7	<50	<50	<50
1,1-Dichloropropene	563-58-6	<50	<50	<50
Ethylbenzene	100-41-4	<50	<50	<50
Isopropylbenzene	98-82-8	<50	<50	<50
4-Isopropyltoluene	99-87-6	<50	<50	<50
Methyl t-butyl ether (MTBE)	1634-04-4	<50	<50	<50
Naphthalene	91-20-3	<150	<150	<150
n-Propylbenzene	103-65-1	<50	<50	<50
Styrene	100-42-5	<50	<50	<50
1,1,2,2-Tetrachloroethane	79-34-5	<50	<50	<50
Tetrachloroethene	127-18-4	<50	<50	<50
Toluene	108-88-3	<50	<50	<50
1,2,3-Trichlorobenzene	87-61-6	<50	<50	<50
1,1,1-Trichloroethane	71-55-6	<50	<50	<50
1,1,2-Trichloroethane	79-00-5	<50	<50	<50
Trichloroethene	79-01-6	<50	<50	<50
Trichlorofluoromethane	75-69-4	<250	<250	<250
1,2,3-Trichloropropane	96-18-4	<50	<50	<50
1,2,4-Trimethylbenzene	95-63-6	<50	<50	<50
1,3,5-Trimethylbenzene	108-67-8	<50	<50	<50
Vinyl chloride	75-01-4	<80	<80	<80
Total Xylenes	1330-20-7	<150	<150	<150
Acceptable Surrogate %RC		***%RC***	***%RC***	***%RC***
Dibromofluoromethane	38-205%	93	95	84
Toluene-d8	67-128%	91	91	92
4-Bromofluorobenzene	40-132%	83	83	84

© Orange Coast Analytical, Inc. (AZ0646)

Veolia ES Technical Solutions, LLC
ATTN: Mr. Chip Humes
5736 West Jefferson Street
Phoenix, AZ 85043

Laboratory Reference #: VEL AZ5030
Client Project ID: Veolia Es
Client Project #: 23445319

VOLATILE ORGANICS BY GC/MS (EPA 8260B)

Sample Description: Water

Sampled:	---	03/17/08
Received:	---	03/17/08
Analyzed:	03/20/08	03/20/08
Reported:	03/24/08	03/24/08
Lab Sample #:	MBBV0320081	AZ5030-016
Client Sample #:	---	VB Equipment Blank
Dilution Factor:	1	1
Data Qualifier:		

ANALYTE	***CAS #***	***µg/l***	***µg/l***
Acetone	67-64-1	<10	<10
Benzene	71-43-2	<1.0	<1.0
Bromobenzene	108-86-1	<1.0	<1.0
Bromochloromethane	74-97-5	<1.0	<1.0
Bromodichloromethane	75-27-4	<1.0	<1.0
Bromoform	75-25-2	<1.0	<1.0
Bromomethane	74-83-9	<5.0	<5.0
n-Butylbenzene	104-51-8	<1.0	<1.0
sec-Butylbenzene	135-98-8	<1.0	<1.0
tert-Butylbenzene	98-06-6	<1.0	<1.0
Carbon tetrachloride	56-23-5	<1.0	<1.0
Chlorobenzene	108-90-7	<1.0	<1.0
Chlorodibromomethane	124-48-1	<1.0	<1.0
Chloroethane	75-00-3	<5.0	<5.0
Chloroform	67-66-3	<1.0	<1.0
Chloromethane	74-87-3	<5.0	<5.0
2-Chlorotoluene	95-49-8	<1.0	<1.0
4-Chlorotoluene	106-43-4	<1.0	<1.0
1,2-Dibromoethane	106-93-4	<1.0	<1.0
1,2-Dichlorobenzene	95-50-1	<1.0	<1.0
1,3-Dichlorobenzene	541-73-1	<1.0	<1.0
1,4-Dichlorobenzene	106-46-7	<1.0	<1.0
1,1-Dichloroethane	75-34-3	<1.0	<1.0
1,2-Dichloroethane	107-06-2	<1.0	<1.0
1,1-Dichloroethene	75-35-4	<1.0	<1.0
cis-1,2-Dichloroethene	156-59-2	<1.0	<1.0
trans-1,2-Dichloroethene	156-60-5	<1.0	<1.0
Dichlorodifluoromethane	75-71-8	<2.0	<2.0
1,2-Dichloropropane	78-87-5	<1.0	<1.0
1,3-Dichloropropane	142-28-9	<1.0	<1.0
2,2-Dichloropropane	594-20-7	<1.0	<1.0

© Orange Coast Analytical, Inc. (AZ0646)

VOLATILE ORGANICS BY GC/MS (EPA 8260B) (continued)

Laboratory Reference #: VEL AZ5030
Client Project ID: Veolia Es
Client Project #: 23445319

Sampled:		---	03/17/08
Received:		---	03/17/08
Analyzed:		03/20/08	03/20/08
Reported:		03/24/08	03/24/08
Lab Sample #:		MBBV0320081	AZ5030-016
Client Sample #:		---	VB Equipment Blank
Dilution Factor:		1	1
ANALYTE (con't)	***CAS #***	***µg/l***	***µg/l***
1,1-Dichloropropene	563-58-6	<1.0	<1.0
cis-1,3-Dichloropropene	10061-01-5	<1.0	<1.0
trans-1,3-Dichloropropene	10061-02-6	<1.0	<1.0
Ethylbenzene	100-41-4	<1.0	<1.0
Isopropylbenzene	98-82-8	<1.0	<1.0
4-Isopropyltoluene	99-87-6	<1.0	<1.0
Methyl t-butyl ether (MTBE)	1634-04-4	<1.0	<1.0
Naphthalene	91-20-3	<3.0	<3.0
n-Propylbenzene	103-65-1	<1.0	<1.0
Styrene	100-42-5	<1.0	<1.0
1,1,2,2-Tetrachloroethane	79-34-5	<1.0	<1.0
Tetrachloroethene	127-18-4	<1.0	<1.0
Toluene	108-88-3	<1.0	<1.0
1,2,3-Trichlorobenzene	87-61-6	<1.0	<1.0
1,1,1-Trichloroethane	71-55-6	<1.0	<1.0
1,1,2-Trichloroethane	79-00-5	<1.0	<1.0
Trichloroethene	79-01-6	<1.0	<1.0
Trichlorofluoromethane	75-69-4	<2.0	<2.0
1,2,3-Trichloropropane	96-18-4	<1.0	<1.0
1,2,4-Trimethylbenzene	95-63-6	<1.0	<1.0
1,3,5-Trimethylbenzene	108-67-8	<1.0	<1.0
Vinyl chloride	75-01-4	<2.0	<2.0
Xylenes, Total	1330-20-7	<2.0	<2.0
Acceptable Surrogate %RC		***%RC***	***%RC***
Dibromofluoromethane	42-209%	87	96
Toluene-d8	76-126%	93	92
4-Bromofluorobenzene	44-132%	79	78

© Orange Coast Analytical, Inc. (AZ0646)

Veolia ES Technical Solutions, LLC
ATTN: Mr. Chip Humes
5736 West Jefferson Street
Phoenix, AZ 85043

Laboratory Reference #: VEL AZ5030
Client Project ID: Veolia Es
Client Project #: 23445319

SEMI VOLATILE ORGANICS BY GC/MS (EPA 8270C)

Sample Description: Soil

Sampled:		---	03/17/08	03/17/08	03/17/08	03/17/08	03/17/08
Received:		---	03/17/08	03/17/08	03/17/08	03/17/08	03/17/08
Extracted:		03/18/08	03/18/08	03/18/08	03/18/08	03/18/08	03/18/08
Analyzed:		03/18/08	03/21/08	03/18/08	03/18/08	03/18/08	03/18/08
Reported:		03/24/08	03/24/08	03/24/08	03/24/08	03/24/08	03/24/08
Lab Sample #:		MBIN0318081	AZ5030-011	AZ5030-012	AZ5030-013	AZ5030-17	AZ5030-18
Client Sample #:		---	VB4-1.0	VB4-3.0	VB4-3.0 D	VB5-1.0	VB5-3.0
Dilution Factor:		1	1	1	1	40	1
Data Qualifier:						D1	
ANALYTE	**CAS #**	**µg/kg**	**µg/kg**	**µg/kg**	**µg/kg**	**µg/kg**	**µg/kg**
Acenaphthene	83-32-9	<100	<100	<100	<100	<4000	<100
Acenaphthylene	208-96-8	<100	<100	<100	<100	<4000	<100
Aniline	62-53-3	<100	<100	<100	<100	<4000	<100
Anthracene	120-12-7	<100	<100	<100	<100	<4000	<100
Benzoic acid	65-85-0	<1000	<1000	<1000	<1000	<40000	<1000
Benz(a)anthracene	56-55-3	<100	<100	<100	<100	<4000	<100
Benzo(b)fluoranthene	205-99-2	<250	<250	<250	<250	<10000	<250
Benzo(k)fluoranthene	207-08-9	<250	<250	<250	<250	<10000	<250
Benzo(g,h,i)perylene	191-24-2	<250	<250	<250	<250	<10000	<250
Benzo(a)pyrene	50-32-8	<250	<250	<250	<250	<10000	<250
Benzyl alcohol	100-51-6	<100	<100	<100	<100	<4000	<100
bis-(2-chloroethoxy) methane	111-91-1	<100	<100	<100	<100	<4000	<100
bis-(2-chloroethyl) ether	111-44-4	<100	<100	<100	<100	<4000	<100
bis-(2-chloroisopropyl) ether	39638-32-9	<100	<100	<100	<100	<4000	<100
bis-(2-ethylhexyl) phthalate	117-81-7	<100	<100	<100	<100	<4000	<100
4-Bromophenyl phenyl ether	101-55-3	<100	<100	<100	<100	<4000	<100
Butyl benzyl phthalate	85-68-7	<100	<100	<100	<100	<4000	<100
4-Chloroaniline	106-47-8	<100	<100	<100	<100	<4000	<100
2-Chloronaphthalene	91-58-7	<100	<100	<100	<100	<4000	<100
4-Chloro-3-methylphenol	59-50-7	<100	<100	<100	<100	<4000	<100
2-Chlorophenol	95-57-8	<100	<100	<100	<100	<4000	<100
4-Chlorophenyl phenyl ether	7005-72-3	<100	<100	<100	<100	<4000	<100
Chrysene	218-01-9	<100	<100	<100	<100	<4000	<100
Dibenz(a,h)anthracene	53-70-3	<100	<100	<100	<100	<4000	<100
Dibenzofuran	132-64-9	<100	<100	<100	<100	<4000	<100
Di-n-butyl phthalate	84-74-2	<250	<250	<250	<250	<10000	<250
2,4-Dichlorophenol	120-83-2	<100	<100	<100	<100	<4000	<100
Diethyl phthalate	84-66-2	<100	<100	<100	<100	<4000	<100
2,4-Dimethylphenol	105-67-9	<100	<100	<100	<100	<4000	<100
Dimethyl phthalate	131-11-3	<100	<100	<100	<100	<4000	<100
4,6-Dinitro-2-methylphenol	534-52-1	<1000	<1000	<1000	<1000	<40000	<1000

© Orange Coast Analytical, Inc. (AZ0646)

SEMI-VOLATILE ORGANICS BY GC/MS (EPA 8270C) (continued)

Laboratory Reference #: VEL AZ5030
Client Project ID: Veolia Es
Client Project #: 23445319

Sampled:		---	03/17/08	03/17/08	03/17/08	03/17/08	03/17/08
Received:		---	03/17/08	03/17/08	03/17/08	03/17/08	03/17/08
Extracted:		03/18/08	03/18/08	03/18/08	03/18/08	03/18/08	03/18/08
Analyzed:		03/18/08	03/21/08	03/18/08	03/18/08	03/18/08	03/18/08
Reported:		03/24/08	03/24/08	03/24/08	03/24/08	03/24/08	03/24/08
Lab Sample #:		MBIN0318081	AZ5030-011	AZ5030-012	AZ5030-013	AZ5030-17	AZ5030-18
Client Sample #:		---	VB4-1.0	VB4-3.0	VB4-3.0 D	VB5-1.0	VB5-3.0
Dilution Factor:		1	1	1	1	40	1
ANALYTE (con't)	***CAS #***	***µg/kg***	***µg/kg***	***µg/kg***	***µg/kg***	***µg/kg***	***µg/kg***
2,4-Dinitrophenol	51-28-5	<1000	<1000	<1000	<1000	<40000	<1000
2,4-Dinitrotoluene	121-14-2	<250	<250	<250	<250	<10000	<250
2,6-Dinitrotoluene	606-20-2	<250	<250	<250	<250	<10000	<250
Di-n-octyl phthalate	117-84-0	<250	<250	<250	<250	<10000	<250
Fluoranthene	206-44-0	<100	<100	<100	<100	<4000	<100
Fluorene	86-73-7	<100	<100	<100	<100	<4000	<100
Hexachlorobenzene	118-74-1	<100	<100	<100	<100	<4000	<100
Hexachlorobutadiene	87-68-3	<100	<100	<100	<100	<4000	<100
Hexachlorocyclopentadiene	77-47-4	<500	<500	<500	<500	<20000	<500
Hexachloroethane	67-72-1	<100	<100	<100	<100	<4000	<100
Indeno(1,2,3-cd)pyrene	193-39-5	<250	<250	<250	<250	<10000	<250
Isophorone	78-59-1	<100	<100	<100	<100	<4000	<100
2-Methylnaphthalene	91-57-6	<100	<100	<100	<100	<4000	<100
2-Methylphenol	95-48-7	<100	<100	<100	<100	<4000	<100
3 & 4-Methylphenol	108-39-4,106-44-5	<100	<100	<100	<100	<4000	<100
Naphthalene	91-20-3	<100	<100	<100	<100	<4000	<100
2-Nitroaniline	88-74-4	<250	<250	<250	<250	<10000	<250
3-Nitroaniline	99-09-2	<250	<250	<250	<250	<10000	<250
4-Nitroaniline	100-01-6	<250	<250	<250	<250	<10000	<250
Nitrobenzene	98-95-3	<100	<100	<100	<100	<4000	<100
2-Nitrophenol	88-75-5	<100	<100	<100	<100	<4000	<100
4-Nitrophenol	100-02-7	<1000	<1000	<1000	<1000	<40000	<1000
N-Nitrosodiphenylamine	86-30-6	<100	<100	<100	<100	<4000	<100
N-Nitrosodi-*n*-propylamine	621-64-7	<100	<100	<100	<100	<4000	<100
N-Nitrosodimethylamine	62-75-9	<100	<100	<100	<100	<4000	<100
Pentachlorophenol	87-86-5	<1000	<1000	<1000	<1000	<40000	<1000
Phenanthrene	85-01-8	<100	<100	<100	<100	<4000	<100
Phenol	108-95-2	<100	<100	<100	<100	<4000	<100
Pyrene	129-00-0	<100	<100	<100	<100	<4000	<100
1,2,4-Trichlorobenzene	120-82-1	<100	<100	<100	<100	<4000	<100
2,4,5-Trichlorophenol	95-95-4	<100	<100	<100	<100	<4000	<100
2,4,6-Trichlorophenol	88-06-2	<100	<100	<100	<100	<4000	<100
Acceptable Surrogate %RC		***%RC***	***%RC***	***%RC***	***%RC***	***%RC***	***%RC***
2-Fluorophenol	50-159%	64	88	84	86	52	87
Phenol-d6	39-173%	64	90	85	87	55	87
Nitrobenzene-d5	46-195%	69	100	92	93	50	93
2-Fluorobiphenyl	85-165%	78 [S5]	116	106	107	31 [S5]	108
2,4,6-Tribromophenol	30-160%	63	93	84	89	70	89
Terphenyl-d14	66-173%	61 [S5]	90	83	83	49 [S5]	83

S5= Surrogate recovery was below laboratory acceptance limits.
D1= Sample required dilution due to matrix.

© Orange Coast Analytical, Inc. (AZ0646)

Veolia ES Technical Solutions, LLC
ATTN: Mr. Chip Humes
5736 West Jefferson Street
Phoenix, AZ 85043

Laboratory Reference #: VEL AZ5030
Client Project ID: Veolia Es
Client Project #: 23445319

SEMI VOLATILE ORGANICS BY GC/MS (EPA 8270C)

Sample Description: Soil

Sampled:		03/17/08	03/17/08	03/17/08	03/17/08	03/17/08	03/17/08
Received:		03/17/08	03/17/08	03/17/08	03/17/08	03/17/08	03/17/08
Extracted:		03/18/08	03/18/08	03/18/08	03/18/08	03/18/08	03/18/08
Analyzed:		03/18/08	03/18/08	03/18/08	03/18/08	03/18/08	03/18/08
Reported:		03/24/08	03/24/08	03/24/08	03/24/08	03/24/08	03/24/08
Lab Sample #:		AZ5030-021	AZ5030-022	AZ5030-023	AZ5030-024	AZ5030-26	AZ5030-27
Client Sample #:		VB6-1.0	VB6-3.0	VB6-9.0	VB6-9.0 D	VB7-1.0	VB7-3.0
Dilution Factor:		1	1	1	1	1	1
Data Qualifier:							
ANALYTE	**CAS #**	**µg/kg**	**µg/kg**	**µg/kg**	**µg/kg**	**µg/kg**	**µg/kg**
Acenaphthene	83-32-9	<100	<100	<100	<100	<100	<100
Acenaphthylene	208-96-8	<100	<100	<100	<100	<100	<100
Aniline	62-53-3	<100	<100	<100	<100	<100	<100
Anthracene	120-12-7	<100	<100	<100	<100	<100	<100
Benzoic acid	65-85-0	<1000	<1000	<1000	<1000	<1000	<1000
Benz(a)anthracene	56-55-3	<100	<100	<100	<100	<100	<100
Benzo(b)fluoranthene	205-99-2	<250	<250	<250	<250	<250	<250
Benzo(k)fluoranthene	207-08-9	<250	<250	<250	<250	<250	<250
Benzo(g,h,i)perylene	191-24-2	<250	<250	<250	<250	<250	<250
Benzo(a)pyrene	50-32-8	<250	<250	<250	<250	<250	<250
Benzyl alcohol	100-51-6	<100	<100	<100	<100	<100	<100
bis-(2-chloroethoxy) methane	111-91-1	<100	<100	<100	<100	<100	<100
bis-(2-chloroethyl) ether	111-44-4	<100	<100	<100	<100	<100	<100
bis-(2-chloroisopropyl) ether	39638-32-9	<100	<100	<100	<100	<100	<100
bis-(2-ethylhexyl) phthalate	117-81-7	<100	<100	<100	<100	<100	<100
4-Bromophenyl phenyl ether	101-55-3	<100	<100	<100	<100	<100	<100
Butyl benzyl phthalate	85-68-7	<100	<100	<100	<100	<100	<100
4-Chloroaniline	106-47-8	<100	<100	<100	<100	<100	<100
2-Chloronaphthalene	91-58-7	<100	<100	<100	<100	<100	<100
4-Chloro-3-methylphenol	59-50-7	<100	<100	<100	<100	<100	<100
2-Chlorophenol	95-57-8	<100	<100	<100	<100	<100	<100
4-Chlorophenyl phenyl ether	7005-72-3	<100	<100	<100	<100	<100	<100
Chrysene	218-01-9	<100	<100	<100	<100	<100	<100
Dibenz(a,h)anthracene	53-70-3	<100	<100	<100	<100	<100	<100
Dibenzofuran	132-64-9	<100	<100	<100	<100	<100	<100
Di-n-butyl phthalate	84-74-2	<250	<250	<250	<250	<250	<250
2,4-Dichlorophenol	120-83-2	<100	<100	<100	<100	<100	<100
Diethyl phthalate	84-66-2	<100	<100	<100	<100	<100	<100
2,4-Dimethylphenol	105-67-9	<100	<100	<100	<100	<100	<100
Dimethyl phthalate	131-11-3	<100	<100	<100	<100	<100	<100
4,6-Dinitro-2-methylphenol	534-52-1	<1000	<1000	<1000	<1000	<1000	<1000

INIT

© Orange Coast Analytical, Inc. (AZ0646)

SEMI-VOLATILE ORGANICS BY GC/MS (EPA 8270C) (continued)

Laboratory Reference #: VEL AZ5030
Client Project ID: Veolia Es
Client Project #: 23445319

Sampled:		03/17/08	03/17/08	03/17/08	03/17/08	03/17/08	03/17/08
Received:		03/17/08	03/17/08	03/17/08	03/17/08	03/17/08	03/17/08
Extracted:		03/18/08	03/18/08	03/18/08	03/18/08	03/18/08	03/18/08
Analyzed:		03/18/08	03/18/08	03/18/08	03/18/08	03/18/08	03/18/08
Reported:		03/24/08	03/24/08	03/24/08	03/24/08	03/24/08	03/24/08
Lab Sample #:		AZ5030-021	AZ5030-022	AZ5030-023	AZ5030-024	AZ5030-26	AZ5030-27
Client Sample #:		VB6-1.0	VB6-3.0	VB6-9.0	VB6-9.0 D	VB7-1.0	VB7-3.0
Dilution Factor:		1	1	1	1	1	1
ANALYTE (con't)	***CAS #***	***µg/kg***	***µg/kg***	***µg/kg***	***µg/kg***	***µg/kg***	***µg/kg***
2,4-Dinitrophenol	51-28-5	<1000	<1000	<1000	<1000	<1000	<1000
2,4-Dinitrotoluene	121-14-2	<250	<250	<250	<250	<250	<250
2,6-Dinitrotoluene	606-20-2	<250	<250	<250	<250	<250	<250
Di-n-octyl phthalate	117-84-0	<250	<250	<250	<250	<250	<250
Fluoranthene	206-44-0	<100	<100	<100	<100	<100	<100
Fluorene	86-73-7	<100	<100	<100	<100	<100	<100
Hexachlorobenzene	118-74-1	<100	<100	<100	<100	<100	<100
Hexachlorobutadiene	87-68-3	<100	<100	<100	<100	<100	<100
Hexachlorocyclopentadiene	77-47-4	<500	<500	<500	<500	<500	<500
Hexachloroethane	67-72-1	<100	<100	<100	<100	<100	<100
Indeno(1,2,3-cd)pyrene	193-39-5	<250	<250	<250	<250	<250	<250
Isophorone	78-59-1	<100	<100	<100	<100	<100	<100
2-Methylnaphthalene	91-57-6	<100	<100	<100	<100	<100	<100
2-Methylphenol	95-48-7	<100	<100	<100	<100	<100	<100
3 & 4-Methylphenol	108-39-4,106-44-5	<100	<100	<100	<100	<100	<100
Naphthalene	91-20-3	<100	<100	<100	<100	<100	<100
2-Nitroaniline	88-74-4	<250	<250	<250	<250	<250	<250
3-Nitroaniline	99-09-2	<250	<250	<250	<250	<250	<250
4-Nitroaniline	100-01-6	<250	<250	<250	<250	<250	<250
Nitrobenzene	98-95-3	<100	<100	<100	<100	<100	<100
2-Nitrophenol	88-75-5	<100	<100	<100	<100	<100	<100
4-Nitrophenol	100-02-7	<1000	<1000	<1000	<1000	<1000	<1000
N-Nitrosodiphenylamine	86-30-6	<100	<100	<100	<100	<100	<100
N-Nitrosodi-*n*-propylamine	621-64-7	<100	<100	<100	<100	<100	<100
N-Nitrosodimethylamine	62-75-9	<100	<100	<100	<100	<100	<100
Pentachlorophenol	87-86-5	<1000	<1000	<1000	<1000	<1000	<1000
Phenanthrene	85-01-8	<100	<100	<100	<100	<100	<100
Phenol	108-95-2	<100	<100	<100	<100	<100	<100
Pyrene	129-00-0	<100	<100	<100	<100	<100	<100
1,2,4-Trichlorobenzene	120-82-1	<100	<100	<100	<100	<100	<100
2,4,5-Trichlorophenol	95-95-4	<100	<100	<100	<100	<100	<100
2,4,6-Trichlorophenol	88-06-2	<100	<100	<100	<100	<100	<100
Acceptable Surrogate %RC		***%RC***	***%RC***	***%RC***	***%RC***	***%RC***	***%RC***
2-Fluorophenol	50-159%	81	93	88	84	83	89
Phenol-d6	39-173%	82	93	88	85	84	89
Nitrobenzene-d5	46-195%	92	96	96	90	93	96
2-Fluorobiphenyl	85-165%	108	111	112	101	107	109
2,4,6-Tribromophenol	30-160%	83	95	89	86	87	92
Terphenyl-d14	66-173%	81	85	88	82	83	89

© Orange Coast Analytical, Inc. (AZ0646)

Veolia ES Technical Solutions, LLC
ATTN: Mr. Chip Humes
5736 West Jefferson Street
Phoenix, AZ 85043

Laboratory Reference #: VEL AZ5030
Client Project ID: Veolia Es
Client Project #: 23445319

SEMI VOLATILE ORGANICS BY GC/MS (EPA 8270C)

Sample Description: Soil

Sampled:		03/17/08	03/17/08	03/17/08	03/17/08	03/17/08	03/17/08
Received:		03/17/08	03/17/08	03/17/08	03/17/08	03/17/08	03/17/08
Extracted:		03/18/08	03/18/08	03/18/08	03/18/08	03/18/08	03/18/08
Analyzed:		03/18/08	03/18/08	03/18/08	03/18/08	03/18/08	03/18/08
Reported:		03/24/08	03/24/08	03/24/08	03/24/08	03/24/08	03/24/08
Lab Sample #:		AZ5030-028	AZ5030-030	AZ5030-031	AZ5030-032	AZ5030-35	AZ5030-36
Client Sample #:		VB7-9.0	VB8-1.0	VB8-3.0	VB8-3.0 D	VB9-1.0	VB9-3.0
Dilution Factor:		1	1	1	1	1	1
Data Qualifier:							
ANALYTE	**CAS #**	**µg/kg**	**µg/kg**	**µg/kg**	**µg/kg**	**µg/kg**	**µg/kg**
Acenaphthene	83-32-9	<100	<100	<100	<100	<100	<100
Acenaphthylene	208-96-8	<100	<100	<100	<100	<100	<100
Aniline	62-53-3	<100	<100	<100	<100	<100	<100
Anthracene	120-12-7	<100	<100	<100	<100	<100	<100
Benzoic acid	65-85-0	<1000	<1000	<1000	<1000	<1000	<1000
Benz(a)anthracene	56-55-3	<100	<100	<100	<100	<100	<100
Benzo(b)fluoranthene	205-99-2	<250	<250	<250	<250	<250	<250
Benzo(k)fluoranthene	207-08-9	<250	<250	<250	<250	<250	<250
Benzo(g,h,i)perylene	191-24-2	<250	<250	<250	<250	<250	<250
Benzo(a)pyrene	50-32-8	<250	<250	<250	<250	<250	<250
Benzyl alcohol	100-51-6	<100	<100	<100	<100	<100	<100
bis-(2-chloroethoxy) methane	111-91-1	<100	<100	<100	<100	<100	<100
bis-(2-chloroethyl) ether	111-44-4	<100	<100	<100	<100	<100	<100
bis-(2-chloroisopropyl) ether	39638-32-9	<100	<100	<100	<100	<100	<100
bis-(2-ethylhexyl) phthalate	117-81-7	<100	<100	<100	<100	<100	<100
4-Bromophenyl phenyl ether	101-55-3	<100	<100	<100	<100	<100	<100
Butyl benzyl phthalate	85-68-7	<100	<100	<100	<100	<100	<100
4-Chloroaniline	106-47-8	<100	<100	<100	<100	<100	<100
2-Chloronaphthalene	91-58-7	<100	<100	<100	<100	<100	<100
4-Chloro-3-methylphenol	59-50-7	<100	<100	<100	<100	<100	<100
2-Chlorophenol	95-57-8	<100	<100	<100	<100	<100	<100
4-Chlorophenyl phenyl ether	7005-72-3	<100	<100	<100	<100	<100	<100
Chrysene	218-01-9	<100	<100	<100	<100	<100	<100
Dibenz(a,h)anthracene	53-70-3	<100	<100	<100	<100	<100	<100
Dibenzofuran	132-64-9	<100	<100	<100	<100	<100	<100
Di-n-butyl phthalate	84-74-2	<250	<250	<250	<250	<250	<250
2,4-Dichlorophenol	120-83-2	<100	<100	<100	<100	<100	<100
Diethyl phthalate	84-66-2	<100	<100	<100	<100	<100	<100
2,4-Dimethylphenol	105-67-9	<100	<100	<100	<100	<100	<100
Dimethyl phthalate	131-11-3	<100	<100	<100	<100	<100	<100
4,6-Dinitro-2-methylphenol	534-52-1	<1000	<1000	<1000	<1000	<1000	<1000

© Orange Coast Analytical, Inc. (AZ0646)

SEMI-VOLATILE ORGANICS BY GC/MS (EPA 8270C) (continued)

Laboratory Reference #: VEL AZ5030
Client Project ID: Veolia Es
Client Project #: 23445319

Sampled:		03/17/08	03/17/08	03/17/08	03/17/08	03/17/08	03/17/08
Received:		03/17/08	03/17/08	03/17/08	03/17/08	03/17/08	03/17/08
Extracted:		03/18/08	03/18/08	03/18/08	03/18/08	03/18/08	03/18/08
Analyzed:		03/18/08	03/18/08	03/18/08	03/18/08	03/18/08	03/18/08
Reported:		03/24/08	03/24/08	03/24/08	03/24/08	03/24/08	03/24/08
Lab Sample #:		AZ5030-028	AZ5030-030	AZ5030-031	AZ5030-032	AZ5030-35	AZ5030-36
Client Sample #:		VB7-9.0	VB8-1.0	VB8-3.0	VB8-3.0 D	VB9-1.0	VB9-3.0
Dilution Factor:		1	1	1	1	1	1
ANALYTE (con't)	***CAS #***	***µg/kg***	***µg/kg***	***µg/kg***	***µg/kg***	***µg/kg***	***µg/kg***
2,4-Dinitrophenol	51-28-5	<1000	<1000	<1000	<1000	<1000	<1000
2,4-Dinitrotoluene	121-14-2	<250	<250	<250	<250	<250	<250
2,6-Dinitrotoluene	606-20-2	<250	<250	<250	<250	<250	<250
Di-n-octyl phthalate	117-84-0	<250	<250	<250	<250	<250	<250
Fluoranthene	206-44-0	<100	<100	<100	<100	<100	<100
Fluorene	86-73-7	<100	<100	<100	<100	<100	<100
Hexachlorobenzene	118-74-1	<100	<100	<100	<100	<100	<100
Hexachlorobutadiene	87-68-3	<100	<100	<100	<100	<100	<100
Hexachlorocyclopentadiene	77-47-4	<500	<500	<500	<500	<500	<500
Hexachloroethane	67-72-1	<100	<100	<100	<100	<100	<100
Indeno(1,2,3-cd)pyrene	193-39-5	<250	<250	<250	<250	<250	<250
Isophorone	78-59-1	<100	<100	<100	<100	<100	<100
2-Methylnaphthalene	91-57-6	<100	<100	<100	<100	<100	<100
2-Methylphenol	95-48-7	<100	<100	<100	<100	<100	<100
3 & 4-Methylphenol	108-39-4,106-44-5	<100	<100	<100	<100	<100	<100
Naphthalene	91-20-3	<100	<100	<100	<100	<100	<100
2-Nitroaniline	88-74-4	<250	<250	<250	<250	<250	<250
3-Nitroaniline	99-09-2	<250	<250	<250	<250	<250	<250
4-Nitroaniline	100-01-6	<250	<250	<250	<250	<250	<250
Nitrobenzene	98-95-3	<100	<100	<100	<100	<100	<100
2-Nitrophenol	88-75-5	<100	<100	<100	<100	<100	<100
4-Nitrophenol	100-02-7	<1000	<1000	<1000	<1000	<1000	<1000
N-Nitrosodiphenylamine	86-30-6	<100	<100	<100	<100	<100	<100
N-Nitrosodi-*n*-propylamine	621-64-7	<100	<100	<100	<100	<100	<100
N-Nitrosodimethylamine	62-75-9	<100	<100	<100	<100	<100	<100
Pentachlorophenol	87-86-5	<1000	<1000	<1000	<1000	<1000	<1000
Phenanthrene	85-01-8	<100	<100	<100	<100	<100	<100
Phenol	108-95-2	<100	<100	<100	<100	<100	<100
Pyrene	129-00-0	<100	<100	<100	<100	<100	<100
1,2,4-Trichlorobenzene	120-82-1	<100	<100	<100	<100	<100	<100
2,4,5-Trichlorophenol	95-95-4	<100	<100	<100	<100	<100	<100
2,4,6-Trichlorophenol	88-06-2	<100	<100	<100	<100	<100	<100
Acceptable Surrogate %RC		***%RC***	***%RC***	***%RC***	***%RC***	***%RC***	***%RC***
2-Fluorophenol	50-159%	22 S5	76	85	80	83	86
Phenol-d6	39-173%	22 S5	77	86	81	83	86
Nitrobenzene-d5	46-195%	22 S5	86	94	92	91	93
2-Fluorobiphenyl	85-165%	24 S5	99	105	106	104	108
2,4,6-Tribromophenol	30-160%	19 S5	82	87	82	86	88
Terphenyl-d14	66-173%	20 S5	77	84	81	81	85

S5= Surrogate recovery was below laboratory acceptance limits.

© Orange Coast Analytical, Inc. (AZ0646)

Veolia ES Technical Solutions, LLC
ATTN: Mr. Chip Humes
5736 West Jefferson Street
Phoenix, AZ 85043

Laboratory Reference #: VEL AZ5030
Client Project ID: Veolia Es
Client Project #: 23445319

SEMI VOLATILE ORGANICS BY GC/MS (EPA 8270C)

Sample Description: Soil

Sampled:	03/17/08
Received:	03/17/08
Extracted:	03/18/08
Analyzed:	03/18/08
Reported:	03/24/08
Lab Sample #:	AZ5030-037
Client Sample #:	VB9-9.0
Dilution Factor:	1
Data Qualifier:	

ANALYTE	CAS #	µg/kg
Acenaphthene	83-32-9	<100
Acenaphthylene	208-96-8	<100
Aniline	62-53-3	<100
Anthracene	120-12-7	<100
Benzoic acid	65-85-0	<1000
Benz(a)anthracene	56-55-3	<100
Benzo(b)fluoranthene	205-99-2	<250
Benzo(k)fluoranthene	207-08-9	<250
Benzo(g,h,i)perylene	191-24-2	<250
Benzo(a)pyrene	50-32-8	<250
Benzyl alcohol	100-51-6	<100
bis-(2-chloroethoxy) methane	111-91-1	<100
bis-(2-chloroethyl) ether	111-44-4	<100
bis-(2-chloroisopropyl) ether	39638-32-9	<100
bis-(2-ethylhexyl) phthalate	117-81-7	<100
4-Bromophenyl phenyl ether	101-55-3	<100
Butyl benzyl phthalate	85-68-7	<100
4-Chloroaniline	106-47-8	<100
2-Chloronaphthalene	91-58-7	<100
4-Chloro-3-methylphenol	59-50-7	<100
2-Chlorophenol	95-57-8	<100
4-Chlorophenyl phenyl ether	7005-72-3	<100
Chrysene	218-01-9	<100
Dibenz(a,h)anthracene	53-70-3	<100
Dibenzofuran	132-64-9	<100
Di-n-butyl phthalate	84-74-2	<250
2,4-Dichlorophenol	120-83-2	<100
Diethyl phthalate	84-66-2	<100
2,4-Dimethylphenol	105-67-9	<100
Dimethyl phthalate	131-11-3	<100
4,6-Dinitro-2-methylphenol	534-52-1	<1000

© Orange Coast Analytical, Inc. (AZ0646)

Sampled:	03/17/08
Received:	03/17/08
Extracted:	03/18/08
Analyzed:	03/18/08
Reported:	03/24/08
Lab Sample #:	AZ5030-037
Client Sample #:	VB9-9.0
Dilution Factor:	1

ANALYTE (con't)	***CAS #***	***µg/kg***
2,4-Dinitrophenol	51-28-5	<1000
2,4-Dinitrotoluene	121-14-2	<250
2,6-Dinitrotoluene	606-20-2	<250
Di-n-octyl phthalate	117-84-0	<250
Fluoranthene	206-44-0	<100
Fluorene	86-73-7	<100
Hexachlorobenzene	118-74-1	<100
Hexachlorobutadiene	87-68-3	<100
Hexachlorocyclopentadiene	77-47-4	<500
Hexachloroethane	67-72-1	<100
Indeno(1,2,3-cd)pyrene	193-39-5	<250
Isophorone	78-59-1	<100
2-Methylnaphthalene	91-57-6	<100
2-Methylphenol	95-48-7	<100
3 & 4-Methylphenol	108-39-4,106-44-5	<100
Naphthalene	91-20-3	<100
2-Nitroaniline	88-74-4	<250
3-Nitroaniline	99-09-2	<250
4-Nitroaniline	100-01-6	<250
Nitrobenzene	98-95-3	<100
2-Nitrophenol	88-75-5	<100
4-Nitrophenol	100-02-7	<1000
N-Nitrosodiphenylamine	86-30-6	<100
N-Nitrosodi-*n*-propylamine	621-64-7	<100
N-Nitrosodimethylamine	62-75-9	<100
Pentachlorophenol	87-86-5	<1000
Phenanthrene	85-01-8	<100
Phenol	108-95-2	<100
Pyrene	129-00-0	<100
1,2,4-Trichlorobenzene	120-82-1	<100
2,4,5-Trichlorophenol	95-95-4	<100
2,4,6-Trichlorophenol	88-06-2	<100

Acceptable Surrogate %RC		***%RC***
2-Fluorophenol	50-159%	84
Phenol-d6	39-173%	85
Nitrobenzene-d5	46-195%	96
2-Fluorobiphenyl	85-165%	109
2,4,6-Tribromophenol	30-160%	84
Terphenyl-d14	66-173%	92

© Orange Coast Analytical, Inc. (AZ0646)

Veolia ES Technical Solutions, LLC
ATTN: Mr. Chip Humes
5736 West Jefferson Street
Phoenix, AZ 85043

Laboratory Reference #: VEL AZ5030
Client Project ID: Veolia Es
Client Project #: 23445319

METALS

Sample Description: Soil

Sampled:			---	03/17/08	03/17/08	03/17/08	03/17/08
Received:			---	03/17/08	03/17/08	03/17/08	03/17/08
Reported:			03/24/08	03/24/08	03/24/08	03/24/08	03/24/08
Lab Sample #:			MBKG0318081	AZ5030-001	AZ5030-002	AZ5030-004	AZ5030-005
Client Sample #:			---	VB2-1.0	VB2-3.0	VB1-1.0	VB1-3.0
ANALYTE	***EPA METHOD***	***DATE TESTED***	***mg/kg***	***mg/kg***	***mg/kg***	***mg/kg***	***mg/kg***
Arsenic	6010B	03/19/08	<1.0	11	12	9.9	13
Barium	6010B	03/19/08	<0.5	120	130	130	92
Cadmium	6010B	03/19/08	<0.5	<0.5	<0.5	<0.5	<0.5
Chromium	6010B	03/19/08	<0.5	34	40	30	41
Lead	6010B	03/19/08	<1.0	18	9.8	14	9.9
Selenium	6010B	03/19/08	<5.0	<5.0	<5.0	<5.0	<5.0
Silver	6010B	03/19/08	<0.5	<0.5	<0.5	<0.5	<0.5

© Orange Coast Analytical, Inc. (AZ0646)

Veolia ES Technical Solutions, LLC
ATTN: Mr. Chip Humes
5736 West Jefferson Street
Phoenix, AZ 85043

Laboratory Reference #: VEL AZ5030
Client Project ID: Veolia Es
Client Project #: 23445319

METALS

Sample Description: Soil

Sampled:			03/17/08	03/17/08	03/17/08	03/17/08	3/17/2008
Received:			03/17/08	03/17/08	03/17/08	03/17/08	3/17/2008
Reported:			03/24/08	03/24/08	03/24/08	03/24/08	03/24/08
Lab Sample #:			AZ5030-007	AZ5030-008	AZ5030-009	AZ5030-011	AZ5030-012
Client Sample #:			VB3-1.0	VB3-3.0	VB3-9.0	VB4-1.0	VB4-3.0
ANALYTE	***EPA METHOD***	***DATE TESTED***	***mg/kg***	***mg/kg***	***mg/kg***	***mg/kg***	***mg/kg***
Arsenic	6010B	03/19/08	7.5	14	6.9	8.6	7.8
Barium	6010B	03/19/08	100	190	73	100	120
Cadmium	6010B	03/19/08	<0.5	<0.5	<0.5	<0.5	<0.5
Chromium	6010B	03/19/08	23	40	17	27	20
Lead	6010B	03/19/08	8.0	9.8	5.1	12	5.5
Selenium	6010B	03/19/08	<5.0	<5.0	<5.0	<5.0	<5.0
Silver	6010B	03/19/08	<0.5	<0.5	<0.5	<0.5	<0.5

© Orange Coast Analytical, Inc. (AZ0646)

Veolia ES Technical Solutions, LLC
ATTN: Mr. Chip Humes
5736 West Jefferson Street
Phoenix, AZ 85043

Laboratory Reference #: VEL AZ5030
Client Project ID: Veolia Es
Client Project #: 23445319

METALS

Sample Description: Soil

Sampled:			3/17/2008	3/17/2008	03/17/08	03/17/08	03/17/08
Received:			3/17/2008	3/17/2008	03/17/08	03/17/08	03/17/08
Reported:			03/24/08	03/24/08	03/24/08	03/24/08	03/24/08
Lab Sample #:			AZ5030-013	AZ5030-017	AZ5030-018	AZ5030-021	AZ5030-022
Client Sample #:			VB4-3.0 D	VB5-1.0	VB5-3.0	VB6-1.0	VB6-3.0
ANALYTE	***EPA METHOD***	***DATE TESTED***	***mg/kg***	***mg/kg***	***mg/kg***	***mg/kg***	***mg/kg***
Arsenic	6010B	03/19/08	7.5	5.9	7.9	9.0	9.0
Barium	6010B	03/19/08	72	82	110	100	99
Cadmium	6010B	03/19/08	<0.5	<0.5	<0.5	<0.5	<0.5
Chromium	6010B	03/19/08	21	21	23	27	23
Lead	6010B	03/19/08	5.7	5.1	6.0	10	6.1
Selenium	6010B	03/19/08	<5.0	<5.0	<5.0	<5.0	<5.0
Silver	6010B	03/19/08	<0.5	<0.5	<0.5	<0.5	<0.5

© Orange Coast Analytical, Inc. (AZ0646)

Veolia ES Technical Solutions, LLC
ATTN: Mr. Chip Humes
5736 West Jefferson Street
Phoenix, AZ 85043

Laboratory Reference #: VEL AZ5030
Client Project ID: Veolia Es
Client Project #: 23445319

METALS

Sample Description: Soil

Sampled:			03/17/08	3/17/2008	03/17/08	03/17/08	03/17/08
Received:			03/17/08	3/17/2008	03/17/08	03/17/08	03/17/08
Reported:			03/24/08	03/24/08	03/24/08	03/24/08	03/24/08
Lab Sample #:			AZ5030-023	AZ5030-024	AZ5030-026	AZ5030-027	AZ5030-028
Client Sample #:			VB6-9.0	VB6-9.0 D	VB7-1.0	VB7-3.0	VB7-9.0
ANALYTE	**EPA METHOD**	**DATE TESTED**	**mg/kg**	**mg/kg**	**mg/kg**	**mg/kg**	**mg/kg**
Arsenic	6010B	03/19/08	4.7	6.1	8.8	9.8	4.8
Barium	6010B	03/19/08	40	29	110	140	33
Cadmium	6010B	03/19/08	<0.5	<0.5	<0.5	<0.5	<0.5
Chromium	6010B	03/19/08	11	8.3	28	32	11
Lead	6010B	03/19/08	2.5	3.0	11	8.4	3.4
Selenium	6010B	03/19/08	<5.0	<5.0	<5.0	<5.0	<5.0
Silver	6010B	03/19/08	<0.5	<0.5	<0.5	<0.5	<0.5

© Orange Coast Analytical, Inc. (AZ0646)

Veolia ES Technical Solutions, LLC
ATTN: Mr. Chip Humes
5736 West Jefferson Street
Phoenix, AZ 85043

Laboratory Reference #: VEL AZ5030
Client Project ID: Veolia Es
Client Project #: 23445319

METALS

Sample Description: Soil

Sampled:			---	03/17/08	03/17/08	03/17/08	03/17/08
Received:			---	03/17/08	03/17/08	03/17/08	03/17/08
Reported:			03/24/08	03/24/08	03/24/08	03/24/08	03/24/08
Lab Sample #:			MBKG0318082	AZ5030-030	AZ5030-031	AZ5030-032	AZ5030-035
Client Sample #:			---	VB8-1.0	VB8-3.0	VB8-3.0 D	VB9-1.0
ANALYTE	***EPA METHOD***	***DATE TESTED***	***mg/kg***	***mg/kg***	***mg/kg***	***mg/kg***	***mg/kg***
Arsenic	6010B	03/19/08	<1.0	8.9	9.1	8.3	10
Barium	6010B	03/19/08	<0.5	200	90	100	140
Cadmium	6010B	03/19/08	<0.5	<0.5	<0.5	<0.5	<0.5
Chromium	6010B	03/19/08	<0.5	22	29	28	34
Lead	6010B	03/19/08	<1.0	13	7.7	7.8	11
Selenium	6010B	03/19/08	<5.0	<5.0	<5.0	<5.0	<5.0
Silver	6010B	03/19/08	<0.5	<0.5	<0.5	<0.5	<0.5

© Orange Coast Analytical, Inc. (AZ0646)

Veolia ES Technical Solutions, LLC
ATTN: Mr. Chip Humes
5736 West Jefferson Street
Phoenix, AZ 85043

Laboratory Reference #: VEL AZ5030
Client Project ID: Veolia Es
Client Project #: 23445319

METALS

Sample Description: Soil

Sampled:			03/17/08	03/17/08
Received:			03/17/08	03/17/08
Reported:			03/24/08	03/24/08
Lab Sample #:			AZ5030-036	AZ5030-037
Client Sample #:			VB9-3.0	VB9-9.0
ANALYTE	***EPA METHOD***	***DATE TESTED***	***mg/kg***	***mg/kg***
Arsenic	6010B	03/19/08	9.1	5.9
Barium	6010B	03/19/08	62	32
Cadmium	6010B	03/19/08	<0.5	<0.5
Chromium	6010B	03/19/08	25	9.2
Lead	6010B	03/19/08	6.8	3.8
Selenium	6010B	03/19/08	<5.0	<5.0
Silver	6010B	03/19/08	<0.5	<0.5

© Orange Coast Analytical, Inc. (AZ0646)

Veolia ES Technical Solutions, LLC
ATTN: Mr. Chip Humes
5736 West Jefferson Street
Phoenix, AZ 85043

Laboratory Reference #: VEL AZ5030
Client Project ID: Veolia Es
Client Project #: 23445319

METALS

Sample Description: Soil

Sampled:			---	03/17/08	03/17/08	03/17/08	03/17/08
Received:			---	03/17/08	03/17/08	03/17/08	03/17/08
Reported:			03/24/08	03/24/08	03/24/08	03/24/08	03/24/08
Lab Sample #:			MBKG0318083	AZ5030-001	AZ5030-002	AZ5030-004	AZ5030-005
Client Sample #:			---	VB2-1.0	VB2-3.0	VB1-1.0	VB1-3.0
ANALYTE	***EPA METHOD***	***DATE TESTED***	***mg/kg***	***mg/kg***	***mg/kg***	***mg/kg***	***mg/kg***
Mercury	7471A	03/18/08	<0.1	<0.1	<0.1	<0.1	<0.1

© Orange Coast Analytical, Inc. (AZ0646)

Veolia ES Technical Solutions, LLC
ATTN: Mr. Chip Humes
5736 West Jefferson Street
Phoenix, AZ 85043

Laboratory Reference #: VEL AZ5030
Client Project ID: Veolia Es
Client Project #: 23445319

METALS

Sample Description: Soil

Sampled:			3/17/2008	03/17/08	03/17/08	03/17/08	03/17/08
Received:			3/17/2008	03/17/08	03/17/08	03/17/08	03/17/08
Reported:			03/24/08	03/24/08	03/24/08	03/24/08	03/24/08
Lab Sample #:			AZ5030-007	AZ5030-008	AZ5030-009	AZ5030-011	AZ5030-012
Client Sample #:			VB3-1.0	VB3-3.0	VB3-9.0	VB4-1.0	VB4-3.0
ANALYTE	***EPA METHOD***	***DATE TESTED***	***mg/kg***	***mg/kg***	***mg/kg***	***mg/kg***	***mg/kg***
Mercury	7471A	03/18/08	<0.1	<0.1	<0.1	<0.1	<0.1

© Orange Coast Analytical, Inc. (AZ0646)

Veolia ES Technical Solutions, LLC
ATTN: Mr. Chip Humes
5736 West Jefferson Street
Phoenix, AZ 85043

Laboratory Reference #: VEL AZ5030
Client Project ID: Veolia Es
Client Project #: 23445319

METALS

Sample Description: Soil

Sampled:			3/17/2008	03/17/08	03/17/08	03/17/08	03/17/08
Received:			3/17/2008	03/17/08	03/17/08	03/17/08	03/17/08
Reported:			03/24/08	03/24/08	03/24/08	03/24/08	03/24/08
Lab Sample #:			AZ5030-013	AZ5030-017	AZ5030-018	AZ5030-021	AZ5030-022
Client Sample #:			VB4-3.0 D	VB5-1.0	VB5-3.0	VB6-1.0	VB6-3.0
ANALYTE	***EPA METHOD***	***DATE TESTED***	***mg/kg***	***mg/kg***	***mg/kg***	***mg/kg***	***mg/kg***
Mercury	7471A	03/18/08	<0.1	0.30	<0.1	<0.1	<0.1

© Orange Coast Analytical, Inc. (AZ0646)

Veolia ES Technical Solutions, LLC
ATTN: Mr. Chip Humes
5736 West Jefferson Street
Phoenix, AZ 85043

Laboratory Reference #: VEL AZ5030
Client Project ID: Veolia Es
Client Project #: 23445319

METALS

Sample Description: Soil

Sampled:			3/17/2008	03/17/08	03/17/08	03/17/08	03/17/08
Received:			3/17/2008	03/17/08	03/17/08	03/17/08	03/17/08
Reported:			03/24/08	03/24/08	03/24/08	03/24/08	03/24/08
Lab Sample #:			AZ5030-023	AZ5030-024	AZ5030-026	AZ5030-027	AZ5030-028
Client Sample #:			VB6-9.0	VB6-9.0 D	VB7-1.0	VB7-3.0	VB7-9.0
ANALYTE	***EPA METHOD***	***DATE TESTED***	***mg/kg***	***mg/kg***	***mg/kg***	***mg/kg***	***mg/kg***
Mercury	7471A	03/18/08	<0.1	<0.1	<0.1	<0.1	<0.1

© Orange Coast Analytical, Inc. (AZ0646)

Veolia ES Technical Solutions, LLC
ATTN: Mr. Chip Humes
5736 West Jefferson Street
Phoenix, AZ 85043

Laboratory Reference #: VEL AZ5030
Client Project ID: Veolia Es
Client Project #: 23445319

METALS

Sample Description: Soil

Sampled:			---	3/17/2008	03/17/08	03/17/08	03/17/08
Received:			---	3/17/2008	03/17/08	03/17/08	03/17/08
Reported:			03/24/08	03/24/08	03/24/08	03/24/08	03/24/08
Lab Sample #:			MBKG0318084	AZ5030-030	AZ5030-031	AZ5030-032	AZ5030-035
Client Sample #:			---	VB8-1.0	VB8-3.0	VB8-3.0 D	VB9-1.0
ANALYTE	**EPA METHOD**	**DATE TESTED**	**mg/kg**	**mg/kg**	**mg/kg**	**mg/kg**	**mg/kg**
Mercury	7471A	03/18/08	<0.1	<0.1	<0.1	<0.1	<0.1

© Orange Coast Analytical, Inc. (AZ0646)

Veolia ES Technical Solutions, LLC
ATTN: Mr. Chip Humes
5736 West Jefferson Street
Phoenix, AZ 85043

Laboratory Reference #: VEL AZ5030
Client Project ID: Veolia Es
Client Project #: 23445319

METALS

Sample Description: Soil

Sampled:			03/17/08	3/17/2008
Received:			03/17/08	3/17/2008
Reported:			03/24/08	03/24/08
Lab Sample #:			AZ5030-036	AZ5030-037
Client Sample #:			VB9-3.0	VB9-9.0
ANALYTE	***EPA METHOD***	***DATE TESTED***	***mg/kg***	***mg/kg***
Mercury	7471A	03/18/08	<0.1	<0.1

© Orange Coast Analytical, Inc. (AZ0646)

QA/QC Report
for
Volatile Organic Compounds (EPA 8260B)
Reporting Units: ppb

1. Matrix Spike (MS) / Matrix Spike Duplicate (MSD)

Date of Analysis : 03/18/08
Laboratory Sample No : AZ5023-001
Laboratory Reference No : VEL AZ5030

ANALYTE	*R1*	*SP CONC*	*MS*	*MSD*	*% MS*	*% MSD*	*RPD*	*ACP%*	*ACP RPD*
1,1-Dichloroethene	0.0	50	40	37	80	74	8	65-162	22
Benzene	0.0	50	53	50	106	100	6	80-138	21
Trichloroethene	0.0	50	54	51	108	102	6	76-123	21
Toluene	0.0	50	56	52	112	104	7	77-144	19
Chlorobenzene	0.0	50	55	52	110	104	6	78-134	18

Definition of Terms :

R1	Result of Laboratory Sample Number
SP CONC	Spike Concentration Added to Sample
MS	Matrix Spike Results
MSD	Matrix Spike Duplicate Results
% MS	Percent Recovery of MS: {(MS-R1) / SP} x 100
% MSD	Percent Recovery of MSD: {(MSD-R1) / SP} x 100
RPD	Relative Percent Difference: {(MS-MSD) / (MS+MSD)} x 100 x 2
ACP%	Acceptable Range of Percent for MS/MSD
ACP RPD	Acceptable Relative Percent Difference

2. Laboratory Control Sample

Date of Analysis : 03/18/08
Laboratory Sample No : BV0318081

ANALYTE	*SP CONC*	*RESULTS*	*% RECOVERY*	*ACCEPTABLE %*
1,1-Dichloroethene	50	41	82	59-163
Benzene	50	50	100	78-136
Trichloroethene	50	52	104	72-122
Toluene	50	53	106	79-138
Chlorobenzene	50	52	104	78-133

© Orange Coast Analytical, Inc. (AZ0646)

QA/QC Report
for
Volatile Organic Compounds (EPA 8260B)
Reporting Units: ppb

1. Matrix Spike (MS) / Matrix Spike Duplicate (MSD)

Date of Analysis : 03/19/08
Laboratory Sample No : AZ5030-022
Laboratory Reference No : VEL AZ5030

ANALYTE	*R1*	*SP CONC*	*MS*	*MSD*	*% MS*	*% MSD*	*RPD*	*ACP%*	*ACP RPD*
1,1-Dichloroethene	0.0	50	42	39	84	78	7	65-162	22
Benzene	0.0	50	54	53	108	106	2	80-138	21
Trichloroethene	0.0	50	56	55	112	110	2	76-123	21
Toluene	0.0	50	57	55	114	110	4	77-144	19
Chlorobenzene	0.0	50	56	55	112	110	2	78-134	18

Definition of Terms :

R1	Result of Laboratory Sample Number
SP CONC	Spike Concentration Added to Sample
MS	Matrix Spike Results
MSD	Matrix Spike Duplicate Results
% MS	Percent Recovery of MS: {(MS-R1) / SP} x 100
% MSD	Percent Recovery of MSD: {(MSD-R1) / SP} x 100
RPD	Relative Percent Difference: {(MS-MSD) / (MS+MSD)} x 100 x 2
ACP%	Acceptable Range of Percent for MS/MSD
ACP RPD	Acceptable Relative Percent Difference

2. Laboratory Control Sample

Date of Analysis : 03/19/08
Laboratory Sample No : BV0319081

ANALYTE	*SP CONC*	*RESULTS*	*% RECOVERY*	*ACCEPTABLE %*
1,1-Dichloroethene	50	47	94	59-163
Benzene	50	57	114	78-136
Trichloroethene	50	59	118	72-122
Toluene	50	61	122	79-138
Chlorobenzene	50	59	118	78-133

© Orange Coast Analytical, Inc. (AZ0646)

QA/QC Report
for
Volatile Organic Compounds (EPA 8260B)
Reporting Units: ppb

1. Matrix Spike (MS) / Matrix Spike Duplicate (MSD)

Date of Analysis : 03/20/08
Laboratory Sample No : 16489-014
Laboratory Reference No : VEL AZ5030

ANALYTE	*R1*	*SP CONC*	*MS*	*MSD*	*% MS*	*% MSD*	*RPD*	*ACP%*	*ACP RPD*
1,1-Dichloroethene	0.0	50	34	33	68	66	3	53-169	21
Benzene	0.0	50	49	50	98	100	2	80-142	20
Trichloroethene	0.0	50	51	51	102	102	0	75-130	20
Toluene	0.0	50	52	52	104	104	0	80-144	21
Chlorobenzene	0.0	50	51	51	102	102	0	80-136	20

Definition of Terms :

R1	Result of Laboratory Sample Number
SP CONC	Spike Concentration Added to Sample
MS	Matrix Spike Results
MSD	Matrix Spike Duplicate Results
% MS	Percent Recovery of MS: {(MS-R1) / SP} x 100
% MSD	Percent Recovery of MSD: {(MSD-R1) / SP} x 100
RPD	Relative Percent Difference: {(MS-MSD) / (MS+MSD)} x 100 x 2
ACP%	Acceptable Range of Percent for MS/MSD
ACP RPD	Acceptable Relative Percent Difference

2. Laboratory Control Sample

Date of Analysis : 03/20/08
Laboratory Sample No : BV0320081

ANALYTE	*SP CONC*	*RESULTS*	*% RECOVERY*	*ACCEPTABLE %*
1,1-Dichloroethene	50	39	78	63-154
Benzene	50	52	104	79-135
Trichloroethene	50	54	108	74-126
Toluene	50	54	108	80-140
Chlorobenzene	50	53	106	80-134

© Orange Coast Analytical, Inc. (AZ0646)

QA/QC REPORT
for
Semi-Volatile Organic Compounds (EPA 8270C)
Reporting Units: ppb

1. Matrix Spike (MS) / Matrix Spike Duplicate (MSD)

Date of Analysis : 03/18/08
Laboratory Sample No : AZ5030-028
Laboratory Reference No : VEL AZ5030

ANALYTE	*R1*	*SP CONC*	*MS*	*MSD*	*% MS*	*% MSD*	*RPD*	*ACP%*	*ACP RPD*
Phenol	0.0	5000	3500	3400	70	68	3	34-98	32
2-Chlorophenol	0.0	5000	3400	3300	68	66	3	32-94	33
N-Nitrosodi-*n*-propylamine	0.0	2500	2200	2200	88	88	0	9-160	31
1,2,4-Trichlorobenzene	0.0	2500	2800	2800	112	112	0	26-121	24
4-Chloro-3-methylphenol	0.0	5000	3600	3500	72	70	3	34-88	38
Acenaphthene	0.0	2500	2700	2600	108	104	4	18-138	31
4-Nitrophenol	0.0	5000	3000	3100	60	62	3	26-106	40
2,4-Dinitrotoluene	0.0	2500	2700	2700	108	108	0	13-166	34
Pentachlorophenol	0.0	5000	4000	4100	80	82	2	15-115	37
Pyrene	0.0	2500	2000	1900	80	76	5	35-109	33

Definition of Terms :

R1	Result of Laboratory Sample Number
SP CONC	Spike Concentration Added to Sample
MS	Matrix Spike Results
MSD	Matrix Spike Duplicate Results
% MS	Percent Recovery of MS: {(MS-R1) / SP} x 100
% MSD	Percent Recovery of MSD: {(MSD-R1) / SP} x 100
RPD	Relative Percent Difference: {(MS-MSD) / (MS+MSD)} x 100 x 2
ACP%	Acceptable Range of Percent for MS/MSD
ACP RPD	Acceptable Relative Percent Difference

2. Laboratory Control Sample

Date of Analysis : 03/18/08
Laboratory Sample No : IN0318081

ANALYTE	*SP CONC*	*RESULTS*	*% RECOVERY*	*ACCEPTABLE %*
Phenol	5000	3400	68	33-95
2-Chlorophenol	5000	3400	68	35-86
N-Nitrosodi-*n*-propylamine	2500	2200	88	2-168
1,2,4-Trichlorobenzene	2500	2700	108	19-125
4-Chloro-3-methylphenol	5000	3400	68	34-83
Acenaphthene	2500	2500	100	12-139
4-Nitrophenol	5000	3500	70	33-99
2,4-Dinitrotoluene	2500	2600	104	4-172
Pentachlorophenol	5000	4400	88	20-110
Pyrene	2500	2000	80	36-103

© Orange Coast Analytical, Inc. (AZ0646)

QA/QC REPORT
for Metals
Reporting units: ppm

1. Matrix Spike (MS) / Matrix Spike Duplicate (MSD)

Laboratory Reference No : VEL AZ5030

Analyte	*Date Tested*	*QC Sample*	*R1*	*SP CONC*	*MS*	*MSD*	*%MS*	*%MSD*	*RPD*	*ACP%*	*ACP RPD*
Arsenic	03/19/08	AZ5030-001	11	20.0	30.4	30.0	97	95	1	75-125	20
Barium	03/19/08	AZ5030-001	120	40.0	163	159	108	98	2	75-125	20
Cadmium	03/19/08	AZ5030-001	0.0	10.0	10.1	9.93	101	99	2	75-125	20
Chromium	03/19/08	AZ5030-001	34	20.0	53.4	52.3	97	92	2	75-125	20
Lead	03/19/08	AZ5030-001	18	20.0	36.2	38.8	91	104	7	75-125	20
Mercury	03/18/08	AZ5030-001	0.0	1.00	0.871	0.885	87	89	2	80-120	20
Selenium	03/19/08	AZ5030-001	0.0	20.0	20.7	20.9	104	105	1	75-125	20
Silver[M2]	03/19/08	AZ5030-001	0.0	20.0	11.6	11.5	58	58	1	75-125	20

Definition of Terms :

R1	Result of QC Sample
SP CONC	Spike Concentration Added to Sample
MS	Matrix Spike Results
MSD	Matrix Spike Duplicate Results
% MS	Percent Recovery of MS: {(MS-R1) / SP} x 100
% MSD	Percent Recovery of MSD: {(MSD-R1) / SP} x 100
RPD	Relative Percent Difference: {(MS-MSD) / (MS+MSD)} x 100 x 2
ACP %	Acceptable Range of Percent for MS/MSD
ACP RPD	Acceptable Relative Percent Difference
M2	Matrix spike recovery was low; the associated blank spike recovery was acceptable.

2. Laboratory Control Sample

Analyte	*Date Tested*	*Spike Standard ID*	*SP CONC*	*Results*	*% Recovery*	*ACP %*
Arsenic	03/19/08	KG0318081	20.0	18.8	94	80-120
Barium	03/19/08	KG0318081	40.0	38.0	95	80-120
Cadmium	03/19/08	KG0318081	10.0	9.22	92	80-120
Chromium	03/19/08	KG0318081	20.0	20.6	103	80-120
Lead	03/19/08	KG0318081	20.0	19.7	99	80-120
Mercury	03/18/08	KG0318083	1.00	0.898	90	80-120
Selenium	03/19/08	KG0318081	20.0	18.3	92	80-120
Silver	03/19/08	KG0318081	20.0	18.9	95	80-120

© Orange Coast Analytical, Inc. (AZ0646)

QA/QC REPORT
for Metals
Reporting units: ppm

1. Matrix Spike (MS) / Matrix Spike Duplicate (MSD)

Laboratory Reference No : VEL AZ5030

Analyte	*Date Tested*	*QC Sample*	*R1*	*SP CONC*	*MS*	*MSD*	*%MS*	*%MSD*	*RPD*	*ACP%*	*ACP RPD*
Arsenic	03/19/08	AZ5030-030	8.9	20.0	28.6	28.7	99	99	0	75-125	20
Barium[M3]	03/19/08	AZ5030-030	200	40.0	143	144	143	140	1	75-125	20
Cadmium	03/19/08	AZ5030-030	0.0	10.0	9.76	9.90	98	99	1	75-125	20
Chromium[M1]	03/19/08	AZ5030-030	22	20.0	43.6	49.1	108	136	12	75-125	20
Lead[M2]	03/19/08	AZ5030-030	13	20.0	27.4	30.3	72	87	10	75-125	20
Mercury	03/18/08	AZ5030-030	0.0	1.00	0.936	0.922	94	92	2	80-120	20
Selenium	03/19/08	AZ5030-030	0.0	20.0	20.5	20.4	103	102	0	75-125	20
Silver[M2]	03/19/08	AZ5030-030	0.0	20.0	12.9	12.3	65	62	5	75-125	20

Definition of Terms :

R1	Result of QC Sample
SP CONC	Spike Concentration Added to Sample
MS	Matrix Spike Results
MSD	Matrix Spike Duplicate Results
% MS	Percent Recovery of MS: {(MS-R1) / SP} x 100
% MSD	Percent Recovery of MSD: {(MSD-R1) / SP} x 100
RPD	Relative Percent Difference: {(MS-MSD) / (MS+MSD)} x 100 x 2
ACP %	Acceptable Range of Percent for MS/MSD
ACP RPD	Acceptable Relative Percent Difference
M1	Matrix spike recovery was high; the associated blank spike recovery was acceptable.
M2	Matrix spike recovery was low; the associated blank spike recovery was acceptable.
M3	The spike recovery value is unusable since the analyte concentration in the sample is disproportionate to the spike level. The associated blank spike recovery was acceptable.

2. Laboratory Control Sample

Analyte	*Date Tested*	*Spike Standard ID*	*SP CONC*	*Results*	*% Recovery*	*ACP %*
Arsenic	03/19/08	KG0318082	20.0	18.7	94	80-120
Barium	03/19/08	KG0318082	40.0	37.9	95	80-120
Cadmium	03/19/08	KG0318082	10.0	9.19	92	80-120
Chromium	03/19/08	KG0318082	20.0	20.3	102	80-120
Lead	03/19/08	KG0318082	20.0	19.5	98	80-120
Mercury	03/18/08	KG0318084	1.00	0.907	91	80-120
Selenium	03/19/08	KG0318082	20.0	18.3	92	80-120
Silver	03/19/08	KG0318082	20.0	18.6	93	80-120

© Orange Coast Analytical, Inc. (AZ0646)

Analysis Request and Chain of Custody Record

Lab Job No: AZ5030 RF
Page 1 of 3

ORANGE COAST ANALYTICAL, INC. www.ocalab.com

3002 Dow, Suite 532
Tustin, CA 92780
(714) 832-0064 Fax (714) 832-0067

4620 E. Elwood, Suite 4
Phoenix, AZ 85040
(480) 736-0960 Fax (480) 736-0970

CUSTOMER INFORMATION		PROJECT INFORMATION	
COMPANY:	URS	PROJECT NAME:	Veolia ES
SEND REPORT TO:	~~Veolia~~ David Palmer	NUMBER:	23445319
ADDRESS:	7720 N. 16th St., #100 Phoenix AZ 85020	ADDRESS:	
EMAIL:	david_palmer	P.O. #:	
PHONE: 602 371-1100 FAX: 602 371-1615		SAMPLED BY:	DPP MG

REQUIRED TAT: Std

SAMPLE ID	NO. OF CONTAINERS	SAMPLE DATE	SAMPLE TIME	SAMPLE MATRIX	8 RCRA Metals	VOCs 8260B Low	SVOCs 8270	HOLD						REMARKS / PRECAUTIONS
VB2 - 1.0	2	3/17/08	0756	SOIL	X	X	~~X~~							No SVOCs AZ5030-001
VB2 - 3.0	2		0758		X	X	~~X~~							" -002
VB2 - 9.0	2		0800					X						-003
VB1 - 1.0	2		0810		X	X	~~X~~							" -004
VB1 - 3.0	2		0813		X	X	~~X~~							" -005
VB1 - 9.0	2		0816					X						-006
VB3 - 1.0	2		0840		X	X	~~X~~							" -007
VB3 - 3.0	2		0843		X	X	~~X~~							" -008
VB3 - 9.0	2		0846		X	X	~~X~~							" -009
VB3 - 14.0	2		0858					X						-010
VB4 - 1.0	2		0943		X	X	X							-011
VB4 - 3.0	2		0946		X	X	X							-012
VB4 - 3.0D	2		0947		X	X	X							-013
VB4 - 9.0	2		0948					X						-014

Total No. of Samples: 14 Method of Shipment:

Preservative: 1 = Ice 2 = HCl 3 = HNO_3 4 = H_2SO_4 5 = NaOH 6 = Other

Relinquished By:	Date/Time:	Received By:	Date/Time:	Sample Matrix:
Marla Lopez	3/17/08	RL Pl	3-17-08 1:45pm	DW - Drinking Water; GW - Groundwater; WW - Wastewater; SS - Soil/Solid; OT- Other
Relinquished By:	Date/Time:	Received By:	Date/Time:	
Relinquished By:	Date/Time:	Received For Lab By:	Date/Time:	Sample Integrity: Intact _____ On Ice 4 °C

All samples remain the property of the client who is responsible for disposal. A disposal fee may be imposed if client fails to pickup samples.

Analysis Request and Chain of Custody Record

Lab Job No: AZ5030 R
Page 2 of 3

ORANGE COAST ANALYTICAL, INC. www.ocalab.com
3002 Dow, Suite 532
Tustin, CA 92780
(714) 832-0064 Fax (714) 832-0067

4620 E. Elwood, Suite 4
Phoenix, AZ 85040
(480) 736-0960 Fax (480) 736-0970

CUSTOMER INFORMATION		PROJECT INFORMATION	
COMPANY:	URS	PROJECT NAME:	Veolia ES
SEND REPORT TO:	David Palmer	NUMBER:	23445319
ADDRESS:	7720 N. 16th St. #100 Phoenix AZ 85020	ADDRESS:	
EMAIL:	david_palmer@urscorp.com	P.O. #:	
PHONE:	602 371-1100 FAX: 602-371-1615	SAMPLED BY:	DPP, MG

REQUIRED TAT: Std

SAMPLE ID	NO. OF CONTAINERS	SAMPLE DATE	SAMPLE TIME	SAMPLE MATRIX	8 RCRA Metals	VOCs 8260B LOW	SVOCS	HOLD						REMARKS / PRECAUTIONS
VB4 - 14.0	2	3/17/08	0952	SOIL				X						AZ5030 - 015
VB EQUIPMENT BLANK	3		0930	AQ	X	X								-016
VB5 - 1.0	2		1020	SOIL	X	X	X							-017
VB5 - 3.0	2		1022		X	X	X							-018
VB5 - 9.0	2		1025					X						-019
VB5 - 14.0	2		1030					X						-020
VB6 - 1.0	2		1047		X	X	X							-021
VB6 - 3.0	2		1049		X	X	X							-022
VB6 - 9.0	2		1051		X	X	X							-023
VB6 - 9.0D	2		1052		X	X	X							-024
VB6 - 14.0	2		1056					X						-025
VB7 - 1.0	2		1111		X	X	X							-026
VB7 - 3.0	2		1113		X	X	X							-027
VB7 - 9.0	2		1118		X	X	X							-028

Total No. of Samples: 14 Method of Shipment: hand delivered

Preservative: 1 = Ice 2 = HCl 3 = HNO_3 4 = H_2SO_4 5 = NaOH 6 = Other

Relinquished By:	Date/Time:	Received By:	Date/Time:
[signature]	3/17/08	[signature]	3-17-08 1:45pm
Relinquished By:	Date/Time:	Received By:	Date/Time:
Relinquished By:	Date/Time:	Received For Lab By:	Date/Time:

Sample Matrix:
DW - Drinking Water
GW - Groundwater
WW - Wastewater
SS - Soil/Solid
OT- Other

Sample Integrity:
Intact _____ On Ice 4 °C

All samples remain the property of the client who is responsible for disposal. A disposal fee may be imposed if client fails to pickup samples.

Analysis Request and Chain of Custody Record

Lab Job No: A25030
Page 3 of 3

ORANGE COAST ANALYTICAL, INC. www.ocalab.com
3002 Dow, Suite 532
Tustin, CA 92780
(714) 832-0064 Fax (714) 832-0067

4620 E. Elwood, Suite 4
Phoenix, AZ 85040
(480) 736-0960 Fax (480) 736-0970

CUSTOMER INFORMATION

COMPANY: URS
SEND REPORT TO: David Palmer
ADDRESS: 7720 N. 16th St #100
Phoenix AZ 85020
EMAIL: david_palmer@urscorp.com
PHONE: 602 371-1100 FAX: 602 371-1615

PROJECT INFORMATION

PROJECT NAME: Veolia ES
NUMBER: 23445319
ADDRESS:
P.O. #:
SAMPLED BY: DPP, MG

REQUIRED TAT: Std

SAMPLE ID	NO. OF CONTAINERS	SAMPLE DATE	SAMPLE TIME	SAMPLE MATRIX	8 RCRA metals	VOCs 8260B LOW	SVOCS	HOLD						REMARKS / PRECAUTIONS
VB7 - 14.0	2	3/17/08	1124	SOIL				X						A25030-029
VB8 - 1.0	2		1136		X	X	X							-030
VB8 - 3.0	2		1139		X	X	X							-031
VB8 - 3.0D	2		1140		X	X	X							-032
VB8 - 9.0	2		1141					X						-033
VB8 - 16.0	2		1154					X						-034
VB9 - 1.0	2		1214		X	X	X							-035
VB9 - 3.0	2		1216		X	X	X							-036
VB9 - 9.0	2		1218		X	X	X							-037
VB9 - 14.0	2		1222					X						-038

David Palmer

Total No. of Samples: 10 Method of Shipment: hand delivered Preservative: 1 = Ice 2 = HCl 3 = HNO_3 4 = H_2SO_4 5 = NaOH 6 = Other

Relinquished By:	Date/Time:	Received By:	Date/Time:
[signature]	3/17/08	[signature]	3-17-08 1:45pm
Relinquished By:	Date/Time:	Received By:	Date/Time:
Relinquished By:	Date/Time:	Received For Lab By:	Date/Time:

Sample Matrix:
DW - Drinking Water
GW - Groundwater
WW - Wastewater
SS - Soil/Solid
OT- Other

Sample Integrity:
Intact _____ On Ice 4 °C

All samples remain the property of the client who is responsible for disposal. A disposal fee may be imposed if client fails to pickup samples.

APPENDIX D

DATA VERIFICATION MEMORANDUM

Data Verification Memorandum

URS

7720 N. 16th Street
Suite 100
Phoenix, Arizona 85020
602.371.1100 Tel
602.371.1615 Fax

Action	Info	File

To: David Palmer, Project Manager — 23445319.30000

From: Liz Kraak, Denver Chemist

Date: April 12, 2008

Subject: Data Verification of Veolia Site Assessment (March 17, 2008 Sampling Event)

This report summarizes the verification of analytical data for soil samples collected for the Veolia sampling event. The sample identification numbers, sample collection dates, and analyses are summarized in Table 1. The samples were sent to Orange Coast Analytical, INC. (Arizona Certification Numbers – AZ0558, AZ0646, AZM499).

The following comments refer to the performance of Orange Coast Analytical, INC. in meeting the quality assurance and control specifications outlined in the analytical methods and the criteria specified in the EPA documents: National Functional Guidelines for Organic Data Review (October 1999) and National Functional Guidelines for Inorganic Data Review (October 2004). The data were reviewed using guidance from functional guidelines and laboratory historical limits. The qualifiers and reason codes used to identify data that did not meet the criteria set forth in the previously referenced documents are listed in Appendix A.

A list of the data review parameters is given in Sections 2.0. A preceding "►" signifies areas where issues were raised during the course of the validation review, and should be considered to determine any impact on data quality and usability.

1.0 Executive Summary

The data are acceptable in all areas of review and are useable for their intended purpose with qualifications summarized below. Because no data points were rejected, the analytical completeness for this data group is 100%.

Sample ID	Parameters	Bias Direction	Qualifier and Reason Code	Reference Section
VB5-1.0	2-Fluorobiphenyl	Low	UJ/J, s	1.5
	Terphenyl-d14			
VB7-9.0	2-Fluorobiphenyl			
	Phenol-d6			
	Nitrobenzene-d5			

Sample ID	Parameters	Bias Direction	Qualifier and Reason Code	Reference Section
	2-Fluorobiphenyl			
	2,4,6-Tribromopehnol			
	Terphenyl-d14			
All Samples	Silver	Low	UJ/J, m	2.4
VB8-1.0	Chromium	High		
	Lead	Low		
VB4-3.0/ VB4-3.0D	Barium	Indeterminate	J, f	2.7

Organic Parameters (VOCs, SVOCs)

Data Completeness
Holding Times
Blanks
Matrix Spike/Matrix Spike Duplicates (MS/MSD)
► Surrogates
Laboratory Control Sample/Laboratory Control Sample Duplicate (LCS/LCSD)
Field Duplicates

1.1 Data Completeness

The analyses were performed as requested on the Chain-of-Custody Records.

1.2 Holding Times

The samples were analyzed within the method specified holding time. Therefore, data qualification was not considered necessary.

1.3 Blanks

The associated method blanks were reported as non-detect for all target analytes. Therefore, data qualification was not necessary.

The associated equipment blank was reported as non-detect for all target analytes. Therefore, data qualification was not considered necessary.

1.4 Matrix Spike/Matrix Spike Duplicates (MS/MSD)

The MS/MSD analyses were preformed on project samples listed in the table below.

Sample ID	Analytes
VB6-3.0	VOCs
VB7-9.0	SVOCs

The applicable MS/MSD percent recoveries and relative percent difference (RPD) values were within the laboratory established control limits. Therefore, data qualification was not necessary.

1.5 ►Surrogates

The applicable surrogate percent recovery values were within the laboratory established control limits with the following exceptions.

Sample ID	Surrogate	%R (Limits)	Qualifier
SVOCs			
MBIN0318081	2-Fluorobiphenyl	78 (85-165)	None. As this is a quality control sample, data qualification on the basis of surrogate recovery failure is not considered necessary.
	Terphenyl-d14	61 (66-173)	
VB5-1.0	2-Fluorobiphenyl	31 (85-165)	As two of the three base-neutral surrogates are outside of acceptance limits, all base-neutral SVOC analytes for sample VB5-1.0 were qualified as estimated (J/UJ, s).
	Terphenyl-d14	49 (66-173)	
VB7-9.0	2-Fluorophenol	22 (50-159)	As all of the surrogate recoveries were outside of acceptance limits, all SVOC analytes for sample VB7-9.0 were qualified as estimated (J/UJ, s).
	Phenol-d6	22 (39-193)	
	Nitrobenzene-d5	22 (46-195)	
	2-Fluorobiphenyl	24 (85-165)	
	2,4,6- Tribromophenol	19 (30-160)	

Sample ID	Surrogate	%R (Limits)	Qualifier
	Terphenyl-d14	20 (66-173)	

1.6 Laboratory Control Sample/Laboratory Control Sample Duplicate (LCS/LCSD)

The applicable LCS/LCSD percent recoveries and RPD values were within the method specified control limits.

1.7 Field Duplicate

Three field duplicate pairs were collected during this sampling event: VB4-3.0/ VB4-3.0D, VB6-9.0/ VB6-9.0D, and VB8-3.0/ VB8-3.0D. If both results were greater than 5xRL, then the evaluation criterion was an RPD≤35%. If one or result was less than 5xRL, then the evaluation criterion was an absolute difference ≤2xRL. The field duplicate pairs met the evaluation criteria. Therefore, data qualification was not considered necessary.

Inorganic Parameters (Metals)

Data Completeness
Holding Times
Blanks
►Matrix Spike/Matrix Spike Duplicates (MS/MSD)
Surrogates
Laboratory Control Sample/Laboratory Control Sample Duplicate (LCS/LCSD)
►Field Duplicates

2.1 Data Completeness

The analyses were performed as requested on the Chain-of-Custody Records.

2.2 Holding Times

The samples were analyzed within the method specified holding time. Therefore, data qualification was not considered necessary.

2.3 Blanks

The associated method blanks were reported as non-detect for all target analytes. Therefore, data qualification was not necessary.

The associated equipment blank was reported as non-detect for all target analytes. Therefore, data qualification was not considered necessary.

2.4 ►Matrix Spike/Matrix Spike Duplicates (MS/MSD)

The MS/MSD analyses were preformed on project samples listed in the table below. Additional MS/MSD analyses for these metals were performed on nonsite samples and were not evaluated.

Sample ID	Analytes
VB2-1.0, VB8-1.0	Metals – 6010B

The applicable MS/MSD percent recoveries and relative percent difference (RPD) values were within the laboratory established control limits with the exceptions shown on the table below. The MS/MSD percent recoveries and RPDs for sample VB8-1.0 could not be evaluated for barium because the results in the native sample was greater than four times the concentration of the spike added during digestion. Since the sample concentration was so much greater than the spike added, the MS/MSD recoveries and RPD are not considered to be a representative measure of accuracy. Further action was not necessary.

Sample ID	Analyte	%R (%)	Acceptance Limit (%)	Affected Samples	Qualifier
Metals					
VB2-1.0	Silver	**58/ 58**	75-125	All Samples	Since ≥35% of the silver MS/MSD recoveries were outside of acceptance criteria, detect and non-detect results were qualified as estimated (UJ/J, m).
VB8-1.0		**65/ 62**			
VB8-1.0	Chromium	108/**136**		VB8-1.0	Based on the potential high bias, detect results were qualified as estimated (J, m).
	Lead	**72**/ 87			Based on the potential low bias, detect and non-detect results were qualified as estimated (UJ/J, m).

2.5 Surrogates

Evaluation of surrogate recoveries was not applicable for metals analyses. Further action was not considered necessary.

2.6 Laboratory Control Sample/Laboratory Control Sample Duplicate (LCS/LCSD)

The applicable LCS/LCSD percent recoveries and RPD values were within the method specified control limits.

2.7 ►Field Duplicate

Three field duplicate pairs were collected during this sampling event: VB4-3.0/ VB4-3.0D, VB6-9.0/ VB6-9.0D, and VB8-3.0/ VB8-3.0D. If both results were greater than 5xRL, then the evaluation criterion was an RPD≤35%. If one or result was less than 5xRL, then the evaluation criterion was an absolute difference ≤2xRL. The field duplicate pairs met the evaluation criteria, with the exception of barium.

Field Duplicate Pair	Analyte	RPD (Limit) (%)	Qualifier
Metals			
VB4-3.0/ VB4-3.0D	Barium	50 (35)	The barium result for both the parent and field duplicate were qualified as estimated (J, f).

APPENDIX A
DATA VALIDATION QUALIFIER DEFINITIONS AND INTERPRETATION KEY ASSIGNED BY URS' DATA REVIEW TEAM

DATA QUALIFIER DEFINITIONS

U The analyte was analyzed for, but was not detected above the reported sample quantitation limit.

J The analyte was positively identified; the associated numerical value is the approximate concentration of the analyte in the sample.

N The analysis indicates the presence of an analyte for which there is presumptive evidence to make a "tentative identification."

NJ The analysis indicates the presence of an analyte that has been "tentatively identified" and the associated numerical value represents its approximate concentration.

UJ The analyte was not detected above the reported sample quantitation limit. However, the reported quantitation limit is approximate and may or may not represent the actual limit of quantitation necessary to accurately and precisely measure the analyte in the sample.

R The sample results are rejected due to serious deficiencies in the ability to analyze the sample and meet quality control criteria. The presence or absence of the analyte cannot be verified.

REASON CODE DEFINITIONS

a Analytical sequence deficiency or omission.
b Gross compound breakdown (4,4'-DDT/Endrin).
c Calibration failure; poor or unstable response.
d Laboratory duplicate imprecision.
e Laboratory duplicate control sample imprecision.
f Field duplicate imprecision.
g Poor chromatography.
h Holding time violation.
i Internal standard failure.
j Poor mass spectrographic performance.
k Serial dilution imprecision.
l Laboratory control sample recovery failure.
m Matrix spike/matrix spike duplicate recovery failure.
n Interference check sample recovery failure.
o Calibration blank contamination (metals/inorganics only).
p Preparation blank contamination (metals/inorganics only).
q Quantitation outside of linear range.
r Linearity failure in initial calibration.
s Surrogate spike recovery failure (organics only).
t Instrument tuning failure.
u No confirmation column present (GC organics only).
w Retention time (RT) outside of RT window.
x Equipment blank contamination.
y Trip blank contamination.
z Method blank contamination.
Q Other

TABLE 1

Consultant: URS Corporation

Project: Veolia Site Assessment

Laboratory: Orange Coast Analytical, INC.

Field Sample Identification	Laboratory Identification Number	Sample Date	VOCs (8260B)	SVOCs (8270C)	Metals (6010B/ 7471A)	HOLD
VB2-1.0	AZ5030-001	03/17/2008	X	X	X	
VB2-3.0	AZ5030-002	03/17/2008	X	X	X	
VB2-9.0	AZ5030-003	03/17/2008				X
VB1-1.0	AZ5030-004	03/17/2008	X	X	X	
VB1-3.0	AZ5030-005	03/17/2008	X	X	X	
VB1-9.0	AZ5030-006	03/17/2008				X
VB3-1.0	AZ5030-007	03/17/2008	X	X	X	
VB3-3.0	AZ5030-008	03/17/2008	X	X	X	
VB3-9.0	AZ5030-009	03/17/2008	X	X	X	
VB3-14.0	AZ5030-010	03/17/2008				X
VB4-1.0	AZ5030-011	03/17/2008	X	X	X	
VB4-3.0	AZ5030-012	03/17/2008	X	X	X	
VB4-3.0D	AZ5030-013	03/17/2008	X	X	X	
VB4-9.0	AZ5030-014	03/17/2008				X
VB4-14.0	AZ5030-015	03/17/2008				X
VB EQUIPMENT BLANK	AZ5030-016	03/17/2008	X	X		
VB5-1.0	AZ5030-017	03/17/2008	X	X	X	
VB5-3.0	AZ5030-018	03/17/2008	X	X	X	

Field Sample Identification	Laboratory Identification Number	Sample Date	VOCs (8260B)	SVOCs (8270C)	Metals (6010B/ 7471A)	HOLD
VB5-9.0	AZ5030-019	03/17/2008				X
VB5-14.0	AZ5030-020	03/17/2008				X
VB6-1.0	AZ5030-021	03/17/2008	X	X	X	
VB6-3.0	AZ5030-022	03/17/2008	X	X	X	
VB6-9.0	AZ5030-023	03/17/2008	X	X	X	
VB6-9.0D	AZ5030-024	03/17/2008	X	X	X	
VB6-14.0	AZ5030-025	03/17/2008				X
VB7-1.0	AZ5030-026	03/17/2008	X	X	X	
VB7-3.0	AZ5030-027	03/17/2008	X	X	X	
VB7-9.0	AZ5030-028	03/17/2008	X	X	X	
VB7-14.0	AZ5030-029	03/17/2008				X
VB8-1.0	AZ5030-030	03/17/2008	X	X	X	
VB8-3.0	AZ5030-031	03/17/2008	X	X	X	
VB8-3.0D	AZ5030-032	03/17/2008	X	X	X	
VB8-9.0	AZ5030-033	03/17/2008				X
VB8-16.0	AZ5030-034	03/17/2008				X
VB9-1.0	AZ5030-035	03/17/2008	X	X	X	
VB-9-3.0	AZ5030-036	03/17/2008	X	X	X	
VB9-9.0	AZ5030-037	03/17/2008	X	X	X	
VB9-14.0	AZ5030-038	03/17/2008				X

VOCs = Volatile Organic Compounds38VOCs = Semivolatile Organic Compounds

Metals = Arsenic, Barium, Cadmium, Chromium, Lead, Selenium, Silver (6010B) and Mercury (7471A)

APPENDIX E

PROUCL INPUT AND OUTPUT FOR ARSENIC

	0	1	2	3	4	5	6	7	8
	As All	As AOC1	As SWMU 8				Crtot All	Cr AOC1	Cr tot SWMU 8
1	9.9	9.9	8.6				30	30	27
2	13	13	7.8				41	41	20
3	11	11	7.5				34	34	21
4	12	12	5.9				40	40	21
5	7.5	7.5	7.9				23	23	23
6	14	14	9				40	40	27
7	6.9	6.9	9				17	17	23
8	8.6		4.7				27		11
9	7.8		6.1				20		8.3
10	7.5		8.8				21		28
11	5.9		9.8				21		32
12	7.9		4.8				23		11
13	9		8.9				27		22
14	9		9.1				23		29
15	4.7		8.3				11		28
16	6.1		10				8.3		34
17	8.8		9.1				28		25
18	9.8		5.9				32		9.2
19	4.8						11		
20	8.9						22		
21	9.1						29		
22	8.3						28		
23	10						34		
24	9.1						25		
25	5.9						9.2		

General UCL Statistics for Full Data Sets

User Selected Options	
From File	C:\Documents and Settings\jworkman\My Documents\ProUCL 4.0\Veolia As Cr.wst
Full Precision	OFF
Confidence Coefficient	95%
Number of Bootstrap Operations	2000

As All

General Statistics

Number of Valid Samples	25	Number of Unique Samples	21

Raw Statistics		Log-transformed Statistics	
Minimum	4.7	Minimum of Log Data	1.548
Maximum	14	Maximum of Log Data	2.639
Mean	8.62	Mean of log Data	2.118
Median	8.8	SD of log Data	0.277
SD	2.317		
Coefficient of Variation	0.269		
Skewness	0.428		

Relevant UCL Statistics

Normal Distribution Test		Lognormal Distribution Test	
Shapiro Wilk Test Statistic	0.964	Shapiro Wilk Test Statistic	0.965
Shapiro Wilk Critical Value	0.918	Shapiro Wilk Critical Value	0.918
Data appear Normal at 5% Significance Level		Data appear Lognormal at 5% Significance Level	
Assuming Normal Distribution		**Assuming Lognormal Distribution**	
95% Student's-t UCL	9.413	95% H-UCL	9.568
95% UCLs (Adjusted for Skewness)		95% Chebyshev (MVUE) UCL	10.74
95% Adjusted-CLT UCL	9.425	97.5% Chebyshev (MVUE) UCL	11.65
95% Modified-t UCL	9.42	99% Chebyshev (MVUE) UCL	13.44
Gamma Distribution Test		**Data Distribution**	
k star (bias corrected)	12.51	Data appear Normal at 5% Significance Level	
Theta Star	0.689		
nu star	625.6		
Approximate Chi Square Value (.05)	568.6	**Nonparametric Statistics**	
Adjusted Level of Significance	0.0395	95% CLT UCL	9.382
Adjusted Chi Square Value	564.9	95% Jackknife UCL	9.413
		95% Standard Bootstrap UCL	9.359
Anderson-Darling Test Statistic	0.312	95% Bootstrap-t UCL	9.46
Anderson-Darling 5% Critical Value	0.744	95% Hall's Bootstrap UCL	9.486
Kolmogorov-Smirnov Test Statistic	0.104	95% Percentile Bootstrap UCL	9.356
Kolmogorov-Smirnov 5% Critical Value	0.174	95% BCA Bootstrap UCL	9.38
Data appear Gamma Distributed at 5% Significance Level		95% Chebyshev(Mean, Sd) UCL	10.64
		97.5% Chebyshev(Mean, Sd) UCL	11.51
Assuming Gamma Distribution		99% Chebyshev(Mean, Sd) UCL	13.23
95% Approximate Gamma UCL	9.484		
95% Adjusted Gamma UCL	9.547		

Potential UCL to Use										Use 95% Student's-t UCL	9.413

	General UCL Statistics for Full Data Sets
User Selected Options	
From File	C:\Documents and Settings\jworkman\My Documents\ProUCL 4.0\Veolia Arsenic\Veolia As Cr Data.wst
Full Precision	OFF
Confidence Coefficient	95%
Number of Bootstrap Operations	2000

As AOC1

General Statistics

Number of Valid Samples	7	Number of Unique Samples	7

Raw Statistics		Log-transformed Statistics	
Minimum	6.9	Minimum of Log Data	1.932
Maximum	14	Maximum of Log Data	2.639
Mean	10.61	Mean of log Data	2.332
Median	11	SD of log Data	0.27
SD	2.684		
Coefficient of Variation	0.253		
Skewness	-0.322		

Relevant UCL Statistics

Normal Distribution Test		Lognormal Distribution Test	
Shapiro Wilk Test Statistic	0.944	Shapiro Wilk Test Statistic	0.918
Shapiro Wilk Critical Value	0.803	Shapiro Wilk Critical Value	0.803
Data appear Normal at 5% Significance Level		Data appear Lognormal at 5% Significance Level	
Assuming Normal Distribution		Assuming Lognormal Distribution	
95% Student's-t UCL	12.59	95% H-UCL	13.45
95% UCLs (Adjusted for Skewness)		95% Chebyshev (MVUE) UCL	15.37
95% Adjusted-CLT UCL	12.15	97.5% Chebyshev (MVUE) UCL	17.42
95% Modified-t UCL	12.57	99% Chebyshev (MVUE) UCL	21.46
Gamma Distribution Test		Data Distribution	
k star (bias corrected)	9.73	Data appear Normal at 5% Significance Level	
Theta Star	1.091		
nu star	136.2		
Approximate Chi Square Value (.05)	110.3	Nonparametric Statistics	
Adjusted Level of Significance	0.0158	95% CLT UCL	12.28
Adjusted Chi Square Value	103.2	95% Jackknife UCL	12.59
		95% Standard Bootstrap UCL	12.17
Anderson-Darling Test Statistic	0.313	95% Bootstrap-t UCL	12.49
Anderson-Darling 5% Critical Value	0.707	95% Hall's Bootstrap UCL	12.06
Kolmogorov-Smirnov Test Statistic	0.183	95% Percentile Bootstrap UCL	12.11
Kolmogorov-Smirnov 5% Critical Value	0.312	95% BCA Bootstrap UCL	12.11
Data appear Gamma Distributed at 5% Significance Level		95% Chebyshev(Mean, Sd) UCL	15.04
		97.5% Chebyshev(Mean, Sd) UCL	16.95
Assuming Gamma Distribution		99% Chebyshev(Mean, Sd) UCL	20.71
95% Approximate Gamma UCL	13.11		
95% Adjusted Gamma UCL	14.01		

Potential UCL to Use										Use 95% Student's-t UCL	12.59

	General UCL Statistics for Full Data Sets
User Selected Options	
From File	C:\Documents and Settings\jworkman\My Documents\ProUCL 4.0\Veolia Arsenic\Veolia As Cr Data.wst
Full Precision	OFF
Confidence Coefficient	95%
Number of Bootstrap Operations	2000

As SWMU 8

General Statistics

Number of Valid Samples	18	Number of Unique Samples	15

Raw Statistics		Log-transformed Statistics	
Minimum	4.7	Minimum of Log Data	1.548
Maximum	10	Maximum of Log Data	2.303
Mean	7.844	Mean of log Data	2.035
Median	8.45	SD of log Data	0.237
SD	1.662		
Coefficient of Variation	0.212		
Skewness	-0.753		

Relevant UCL Statistics

Normal Distribution Test		Lognormal Distribution Test	
Shapiro Wilk Test Statistic	0.889	Shapiro Wilk Test Statistic	0.851
Shapiro Wilk Critical Value	0.897	Shapiro Wilk Critical Value	0.897
Data not Normal at 5% Significance Level		Data not Lognormal at 5% Significance Level	
Assuming Normal Distribution		**Assuming Lognormal Distribution**	
95% Student's-t UCL	8.526	95% H-UCL	8.735
95% UCLs (Adjusted for Skewness)		95% Chebyshev (MVUE) UCL	9.785
95% Adjusted-CLT UCL	8.415	97.5% Chebyshev (MVUE) UCL	10.62
95% Modified-t UCL	8.515	99% Chebyshev (MVUE) UCL	12.26
Gamma Distribution Test		**Data Distribution**	
k star (bias corrected)	17.16	Data Follow Appr. Gamma Distribution at 5% Significance Level	
Theta Star	0.457		
nu star	617.9		
Approximate Chi Square Value (.05)	561.2	**Nonparametric Statistics**	
Adjusted Level of Significance	0.0357	95% CLT UCL	8.489
Adjusted Chi Square Value	556.1	95% Jackknife UCL	8.526
		95% Standard Bootstrap UCL	8.472
Anderson-Darling Test Statistic	1.061	95% Bootstrap-t UCL	8.45
Anderson-Darling 5% Critical Value	0.739	95% Hall's Bootstrap UCL	8.401
Kolmogorov-Smirnov Test Statistic	0.19	95% Percentile Bootstrap UCL	8.456
Kolmogorov-Smirnov 5% Critical Value	0.203	95% BCA Bootstrap UCL	8.428
Data follow Appr. Gamma Distribution at 5% Significance Level		95% Chebyshev(Mean, Sd) UCL	9.552
		97.5% Chebyshev(Mean, Sd) UCL	10.29
Assuming Gamma Distribution		99% Chebyshev(Mean, Sd) UCL	11.74
95% Approximate Gamma UCL	8.636		
95% Adjusted Gamma UCL	8.717		

Potential UCL to Use						Use 95% Approximate Gamma UCL					8.636

APPENDIX F

PROUCL INPUT AND OUTPUT FOR CHROMIUM

	0	1	2	3	4	5	6	7	8
	As All	As AOC1	As SWMU 8				Crtot All	Cr AOC1	Cr tot SWMU 8
1	9.9	9.9	8.6				30	30	27
2	13	13	7.8				41	41	20
3	11	11	7.5				34	34	21
4	12	12	5.9				40	40	21
5	7.5	7.5	7.9				23	23	23
6	14	14	9				40	40	27
7	6.9	6.9	9				17	17	23
8	8.6		4.7				27		11
9	7.8		6.1				20		8.3
10	7.5		8.8				21		28
11	5.9		9.8				21		32
12	7.9		4.8				23		11
13	9		8.9				27		22
14	9		9.1				23		29
15	4.7		8.3				11		28
16	6.1		10				8.3		34
17	8.8		9.1				28		25
18	9.8		5.9				32		9.2
19	4.8						11		
20	8.9						22		
21	9.1						29		
22	8.3						28		
23	10						34		
24	9.1						25		
25	5.9						9.2		

General UCL Statistics for Full Data Sets

User Selected Options	
From File	C:\Documents and Settings\jworkman\My Documents\ProUCL 4.0\Veolia As Cr.wst
Full Precision	OFF
Confidence Coefficient	95%
Number of Bootstrap Operations	2000

Crtot All

General Statistics

Number of Valid Samples	25	Number of Unique Samples	17

Raw Statistics		Log-transformed Statistics	
Minimum	8.3	Minimum of Log Data	2.116
Maximum	41	Maximum of Log Data	3.714
Mean	24.98	Mean of log Data	3.136
Median	25	SD of log Data	0.443
SD	9.234		
Coefficient of Variation	0.37		
Skewness	-0.108		

Relevant UCL Statistics

Normal Distribution Test		Lognormal Distribution Test	
Shapiro Wilk Test Statistic	0.959	Shapiro Wilk Test Statistic	0.893
Shapiro Wilk Critical Value	0.918	Shapiro Wilk Critical Value	0.918
Data appear Normal at 5% Significance Level		Data not Lognormal at 5% Significance Level	
Assuming Normal Distribution		**Assuming Lognormal Distribution**	
95% Student's-t UCL	28.14	95% H-UCL	30.2
95% UCLs (Adjusted for Skewness)		95% Chebyshev (MVUE) UCL	35.37
95% Adjusted-CLT UCL	27.98	97.5% Chebyshev (MVUE) UCL	39.74
95% Modified-t UCL	28.13	99% Chebyshev (MVUE) UCL	48.31
Gamma Distribution Test		**Data Distribution**	
k star (bias corrected)	5.53	Data appear Normal at 5% Significance Level	
Theta Star	4.517		
nu star	276.5		
Approximate Chi Square Value (.05)	239	**Nonparametric Statistics**	
Adjusted Level of Significance	0.0395	95% CLT UCL	28.02
Adjusted Chi Square Value	236.6	95% Jackknife UCL	28.14
		95% Standard Bootstrap UCL	28.02
Anderson-Darling Test Statistic	0.659	95% Bootstrap-t UCL	27.89
Anderson-Darling 5% Critical Value	0.746	95% Hall's Bootstrap UCL	27.85
Kolmogorov-Smirnov Test Statistic	0.147	95% Percentile Bootstrap UCL	27.84
Kolmogorov-Smirnov 5% Critical Value	0.175	95% BCA Bootstrap UCL	27.82
Data appear Gamma Distributed at 5% Significance Level		95% Chebyshev(Mean, Sd) UCL	33.03
		97.5% Chebyshev(Mean, Sd) UCL	36.51
Assuming Gamma Distribution		99% Chebyshev(Mean, Sd) UCL	43.36
95% Approximate Gamma UCL	28.9		
95% Adjusted Gamma UCL	29.19		

Potential UCL to Use										Use 95% Student's-t UCL	28.14

	General UCL Statistics for Full Data Sets
User Selected Options	
From File	C:\Documents and Settings\jworkman\My Documents\ProUCL 4.0\Veolia Arsenic\Veolia As Cr Data.wst
Full Precision	OFF
Confidence Coefficient	95%
Number of Bootstrap Operations	2000

Cr AOC1

General Statistics			
Number of Valid Samples	7	Number of Unique Samples	6

Raw Statistics		Log-transformed Statistics	
Minimum	17	Minimum of Log Data	2.833
Maximum	41	Maximum of Log Data	3.714
Mean	32.14	Mean of log Data	3.427
Median	34	SD of log Data	0.334
SD	9.335		
Coefficient of Variation	0.29		
Skewness	-0.739		

Relevant UCL Statistics			
Normal Distribution Test		Lognormal Distribution Test	
Shapiro Wilk Test Statistic	0.885	Shapiro Wilk Test Statistic	0.858
Shapiro Wilk Critical Value	0.803	Shapiro Wilk Critical Value	0.803
Data appear Normal at 5% Significance Level		Data appear Lognormal at 5% Significance Level	
Assuming Normal Distribution		Assuming Lognormal Distribution	
95% Student's-t UCL	39	95% H-UCL	43.75
95% UCLs (Adjusted for Skewness)		95% Chebyshev (MVUE) UCL	50.05
95% Adjusted-CLT UCL	36.89	97.5% Chebyshev (MVUE) UCL	57.74
95% Modified-t UCL	38.83	99% Chebyshev (MVUE) UCL	72.85
Gamma Distribution Test		Data Distribution	
k star (bias corrected)	6.774	Data appear Normal at 5% Significance Level	
Theta Star	4.745		
nu star	94.83		
Approximate Chi Square Value (.05)	73.37	Nonparametric Statistics	
Adjusted Level of Significance	0.0158	95% CLT UCL	37.95
Adjusted Chi Square Value	67.69	95% Jackknife UCL	39
		95% Standard Bootstrap UCL	37.42
Anderson-Darling Test Statistic	0.481	95% Bootstrap-t UCL	37.93
Anderson-Darling 5% Critical Value	0.708	95% Hall's Bootstrap UCL	36.51
Kolmogorov-Smirnov Test Statistic	0.237	95% Percentile Bootstrap UCL	37.43
Kolmogorov-Smirnov 5% Critical Value	0.312	95% BCA Bootstrap UCL	37
Data appear Gamma Distributed at 5% Significance Level		95% Chebyshev(Mean, Sd) UCL	47.52
		97.5% Chebyshev(Mean, Sd) UCL	54.18
Assuming Gamma Distribution		99% Chebyshev(Mean, Sd) UCL	67.25
95% Approximate Gamma UCL	41.54		
95% Adjusted Gamma UCL	45.03		

Potential UCL to Use										Use 95% Student's-t UCL	39

	General UCL Statistics for Full Data Sets
User Selected Options	
From File	C:\Documents and Settings\jworkman\My Documents\ProUCL 4.0\Veolia Arsenic\Veolia As Cr Data.wst
Full Precision	OFF
Confidence Coefficient	95%
Number of Bootstrap Operations	2000

Cr tot SWMU 8

General Statistics

Number of Valid Samples	18	Number of Unique Samples	13

Raw Statistics		Log-transformed Statistics	
Minimum	8.3	Minimum of Log Data	2.116
Maximum	34	Maximum of Log Data	3.526
Mean	22.19	Mean of log Data	3.023
Median	23	SD of log Data	0.436
SD	7.764		
Coefficient of Variation	0.35		
Skewness	-0.588		

Relevant UCL Statistics

Normal Distribution Test		Lognormal Distribution Test	
Shapiro Wilk Test Statistic	0.917	Shapiro Wilk Test Statistic	0.836
Shapiro Wilk Critical Value	0.897	Shapiro Wilk Critical Value	0.897
Data appear Normal at 5% Significance Level		Data not Lognormal at 5% Significance Level	
Assuming Normal Distribution		**Assuming Lognormal Distribution**	
95% Student's-t UCL	25.38	95% H-UCL	27.82
95% UCLs (Adjusted for Skewness)		95% Chebyshev (MVUE) UCL	32.8
95% Adjusted-CLT UCL	24.93	97.5% Chebyshev (MVUE) UCL	37.26
95% Modified-t UCL	25.34	99% Chebyshev (MVUE) UCL	46.04

Gamma Distribution Test		Data Distribution	
k star (bias corrected)	5.588	Data appear Normal at 5% Significance Level	
Theta Star	3.972		
nu star	201.2		
Approximate Chi Square Value (.05)	169.4	**Nonparametric Statistics**	
Adjusted Level of Significance	0.0357	95% CLT UCL	25.2
Adjusted Chi Square Value	166.6	95% Jackknife UCL	25.38
		95% Standard Bootstrap UCL	25.07
Anderson-Darling Test Statistic	1.083	95% Bootstrap-t UCL	25.24
Anderson-Darling 5% Critical Value	0.742	95% Hall's Bootstrap UCL	25.05
Kolmogorov-Smirnov Test Statistic	0.225	95% Percentile Bootstrap UCL	25.02
Kolmogorov-Smirnov 5% Critical Value	0.204	95% BCA Bootstrap UCL	24.81
Data not Gamma Distributed at 5% Significance Level		95% Chebyshev(Mean, Sd) UCL	30.17
		97.5% Chebyshev(Mean, Sd) UCL	33.62
Assuming Gamma Distribution		99% Chebyshev(Mean, Sd) UCL	40.4
95% Approximate Gamma UCL	26.36		
95% Adjusted Gamma UCL	26.81		

Potential UCL to Use										Use 95% Student's-t UCL	25.38

APPENDIX G

CERTIFICATION STATEMENT AND SIGNATURE PAGE

CERTIFICATION AND SIGNATURE PAGE

In accordance with A.A.C R18-8-270.A [40 CFR 270.11(b) and (d)(1) and 270.30(k)]:

I certify under penalty of law that this document and all attachments were prepared under my direction or supervision according to a system designed to assure that qualified personnel properly gather and evaluate the information submitted. Based on my inquiry of the person or persons who manage the system, or those persons directly responsible for gathering information, the information submitted is, to the best of my knowledge and belief, true, accurate, and complete. I am aware that there are significant penalties for submitting false information, including possibility of fine and imprisonment for knowing violations.

Signature

Wayne R Bolsenson

Typed or printed name

EHS Manager

Title

4/5/2012

Date